

# Cryogenic Systems for the TUCAN EDM Experiment

Jeffery W. Martin<sup>1,\*,\*\*</sup>, B. Algoi<sup>2</sup>, D. Anthony<sup>3</sup>, L. Barrón-Palos<sup>4</sup>, M. Bradley<sup>5</sup>, A. Brossard<sup>3</sup>, T. Bui<sup>2</sup>, J. Chak<sup>3</sup>, C. Davis<sup>3</sup>, R. de Vries<sup>1</sup>, K. Drury<sup>3</sup>, D. Fujimoto<sup>3</sup>, R. Fujitani<sup>6</sup>, M. Gericke<sup>2</sup>, P. Giampa<sup>3</sup>, R. Golub<sup>7</sup>, T. Hepworth<sup>1</sup>, T. Higuchi<sup>8,9</sup>, G. Ichikawa<sup>10</sup>, S. Imajo<sup>9</sup>, A. Jaison<sup>2</sup>, B. Jamieson<sup>1</sup>, M. Katotoka<sup>1</sup>, S. Kawasaki<sup>10</sup>, M. Kitaguchi<sup>11</sup>, W. Klassen<sup>12</sup>, E. Korkmaz<sup>13</sup>, E. Korobkina<sup>7</sup>, M. Lavvaf<sup>2</sup>, T. Lindner<sup>3,1</sup>, N. Lo<sup>3</sup>, S. Longo<sup>2</sup>, K. Madison<sup>12</sup>, Y. Makida<sup>10</sup>, J. Malcolm<sup>3</sup>, J. Mammei<sup>2</sup>, R. Mammei<sup>1</sup>, C. Marshall<sup>3</sup>, M. McCrea<sup>1</sup>, E. Miller<sup>12</sup>, M. Miller<sup>14</sup>, K. Mishima<sup>11</sup>, T. Mohammadi<sup>2</sup>, T. Momose<sup>12</sup>, T. Okamura<sup>10</sup>, H.J. Ong<sup>9</sup>, R. Patni<sup>3</sup>, R. Picker<sup>3,15</sup>, W.D. Ramsay<sup>3</sup>, W. Rathnakela<sup>2</sup>, J. Sato<sup>11</sup>, W. Schreyer<sup>3,16</sup>, T. Shima<sup>9</sup>, H. Shimizu<sup>11</sup>, S. Sidhu<sup>3</sup>, S. Stargardter<sup>2</sup>, P. Switzer<sup>1</sup>, I. Tanihata<sup>9</sup>, S. Vanbergen<sup>12</sup>, W.T.H. van Oers<sup>2,3</sup>, Y. Watanabe<sup>10</sup>, A. Zahra<sup>2</sup>, and M. Zhao<sup>3</sup>

<sup>1</sup>The University of Winnipeg, Winnipeg, MB, Canada

<sup>2</sup>University of Manitoba, Winnipeg, MB, Canada

<sup>3</sup>Universidad Nacional Autónoma de México, Mexico City, Mexico

<sup>4</sup>University of Saskatchewan, Saskatoon, SK, Canada

<sup>5</sup>TRIUMF, Vancouver, BC, Canada

<sup>6</sup>Department of Nuclear Engineering, Kyoto University, Kyoto, Japan

<sup>7</sup>North Carolina State University, Raleigh, NC, USA

<sup>8</sup>Institute for Integrated Radiation and Nuclear Science (KURNS), Kyoto University, Osaka, Japan

<sup>9</sup>Research Center for Nuclear Physics (RCNP), Osaka University, Osaka, Japan

<sup>10</sup>High Energy Accelerator Research Organization (KEK), Tsukuba, Ibaraki, Japan

<sup>11</sup>Nagoya University, Aichi, Japan

<sup>12</sup>The University of British Columbia, Vancouver, BC, Canada

<sup>13</sup>The University of Northern BC, Prince George, BC, Canada

<sup>14</sup>McGill University, Montreal, QC, Canada

<sup>15</sup>Simon Fraser University, Burnaby, BC, Canada

<sup>16</sup>Oak Ridge National Laboratory, Knoxville, TN, USA

## Abstract.

The TUCAN (TRIUMF UltraCold Advanced Neutron) Collaboration is completing a new ultracold neutron (UCN) source. The UCN source will deliver UCNs to a neutron electric dipole moment (EDM) experiment. The EDM experiment is projected to be capable of an uncertainty of  $1 \times 10^{-27}$  ecm, competitive with other planned projects, and a factor of ten more precise than the present world's best. The TUCAN source is based on a UCN production volume of superfluid helium (He-II), held at 1 K, and coupled to a proton-driven spallation target. The production rate in the source is expected to be in excess of  $10^7$  UCN/s; since UCN losses can be small in superfluid helium, this should allow us to build up a large number of UCNs. The spallation-driven superfluid helium technology is the principal aspect making the TUCAN project unique. The superfluid production volume was recently cooled, for the first time, and successfully filled with superfluid helium. The design principles of the UCN

\*e-mail: j.martin@uwinnipeg.ca

\*\*on behalf of the TUCAN Collaboration

source are described, along with some of the challenging cryogenic milestones that were recently passed.

## 1 Scientific motivation: the neutron electric dipole moment

The neutron electric dipole moment (nEDM) is an experimental observable of high importance in fundamental physics because it violates time-reversal symmetry and therefore CP (charge-parity) symmetry [1–3], the symmetry relating the interactions of particles to those of their antiparticle counterparts. To date, all experiments have found the nEDM to be compatible with zero. Improving the experimental precision places tighter constraints on new sources of CP violation beyond the Standard Model. Conversely, if a small but non-zero nEDM were discovered, it would herald a discovery of new physics. Even if ascribed to the CP-violating  $\bar{\theta}$  parameter of the strong sector, the mystery of a small but non-zero  $\bar{\theta}$  would create a new problem for the Standard Model.

A recent measurement performed using ultracold neutrons (UCNs) at the Paul Scherrer Institute (PSI) determined an upper bound on the nEDM,  $|d_n| < 1.8 \times 10^{-26}$  ecm (90% C.L.) [4]. In addition to setting a new world record in precision, this work is noteworthy in that it is the first nEDM measurement conducted using a superthermal UCN source, a strategy pursued by our project and a host of new UCN sources that are expected to revolutionize the field.

Recent theoretical work addressing the physics impact of an even more precise measurement of the nEDM has focused on three general (and overlapping) themes: (1) new sources of CP violation beyond the Standard Model [5, 6], (2) baryogenesis scenarios, especially new physics contributions to electroweak baryogenesis inspired scenarios [7, 8] and (3) the strong CP problem, related to searches for axions [9–12]. Because of these connections, better measurements of the nEDM are of vital importance in particle physics and early universe cosmology.

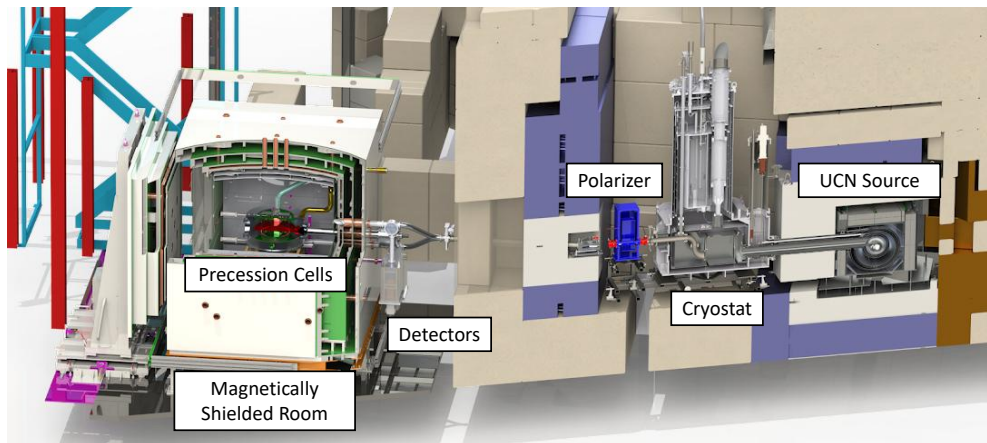
Next generation UCN EDM experiments are in preparation at a variety of sites, worldwide, and are aiming to improve the result by an order of magnitude or more. Experiments are planned at Institut Laue-Langevin (ILL, Grenoble, France) [13], PSI [14], and Los Alamos National Laboratory (LANL, Los Alamos, NM, USA) [15, 16], and include our effort at TRIUMF [17]. Our goal of  $\sigma(d_n) < 10^{-27}$  ecm is competitive with these efforts.

The TRIUMF UltraCold Neutron (TUCAN) Collaboration represents a collaboration of physicists from Canada, Japan, México, and the United States. Our experiment is conducted at TRIUMF, Canada’s Particle Accelerator Centre, located in Vancouver, British Columbia. It uses a high-energy, high-intensity proton beam from the TRIUMF cyclotron impinging on a water-cooled tungsten target to initiate spallation reactions which liberate neutrons.

The basis of the TUCAN approach involves a spallation-driven, superfluid  $^4\text{He}$  UCN source connected to a room-temperature EDM experiment. The key component making our project unique is our UCN source which, after the completion of our upgrade, is expected to become the world’s best. We envision achieving UCN counting rates over 100 times larger than the last experiment at PSI, similar to or surpassing the plans of other experiments, and enabling the next breakthrough for this field.

## 2 Experiment overview

Figure 1 shows a schematic diagram of the planned apparatus. At the present time, all components of the UCN source have been completed, except for the liquid deuterium cryostat.



**Figure 1.** UCN source and EDM spectrometer for the TUCAN project. UCN exiting the source are polarized by a superconducting magnet and pass through UCN guides to reach the EDM experiment located within the MSR. UCN spins precess in dual EDM measurement cells with a holding field provided by a  $B_0$  coil and electric field provided by a central HV electrode. UCN spin analyzers sense the neutron spins at the end of each cycle.

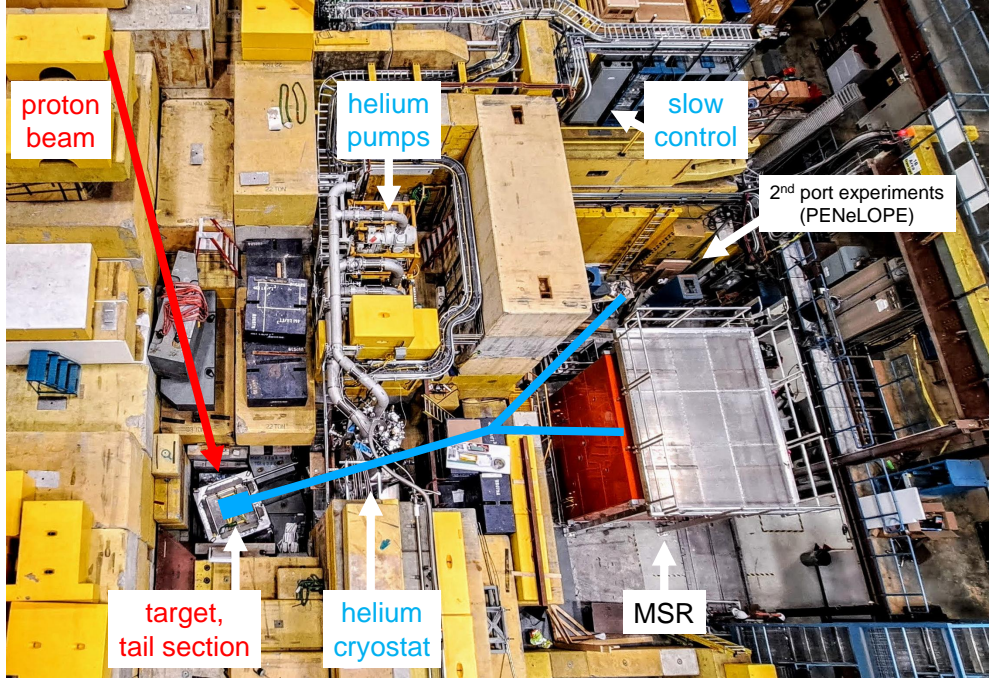
The UCN source itself will be described in further detail in Section 3. All components of the nEDM experiment have been prototyped and final versions are being built. The magnetically shielded room (MSR) needed for the nEDM experiment has been completed and has been shown to meet the specifications needed for a  $10^{-27}$  ecm measurement.

An overhead view of the facility is shown in Fig. 2. The photograph was taken in April 2024, just before the UCN source was covered in shielding blocks. The facility is now complete to the stage that the UCN source has been operated in a month-long cryogenic test run, and the magnetically shielded room (MSR) is routinely in use for magnetometer and coil testing, in preparation for UCN runs planned for late 2025.

### 3 Ultracold neutron source principles and design

Our UCN source is based on previous work reported in Refs. [18, 19]. The prototype vertical UCN source developed in Japan was moved to Canada and installed in the Meson Hall at TRIUMF in 2017. We developed and constructed a new spallation target and proton beamline at TRIUMF for operation up to  $40 \mu\text{A}$  (in preparation for an upgraded UCN source) [20]. The beamline features a fast kicker system which allows us to run simultaneously with other Meson Hall users [21]. We did experiments with the vertical source on UCN production [22], transport and storage [23], and polarization and detection [24]. In 2020-21, the vertical source was decommissioned in preparation for the upgrade.

The new UCN source upgrade features a 27 L UCN production volume (the He-II volume in Fig. 3) which is significantly larger than the 8 L volume used in the vertical source. The vertical source could reliably handle 300 mW of heat load to the He-II whereas the horizontal source is optimized to handle 10 W [25, 26]. A new, larger capacity helium pumping system enables the additional cooling power. Additionally, a new large-area  $^3\text{He}$ - $^4\text{He}$  heat exchanger (Fig. 3) was built to be compatible with both UCN transport and heat transfer requirements, resolving a severe limitation of the vertical source [24].



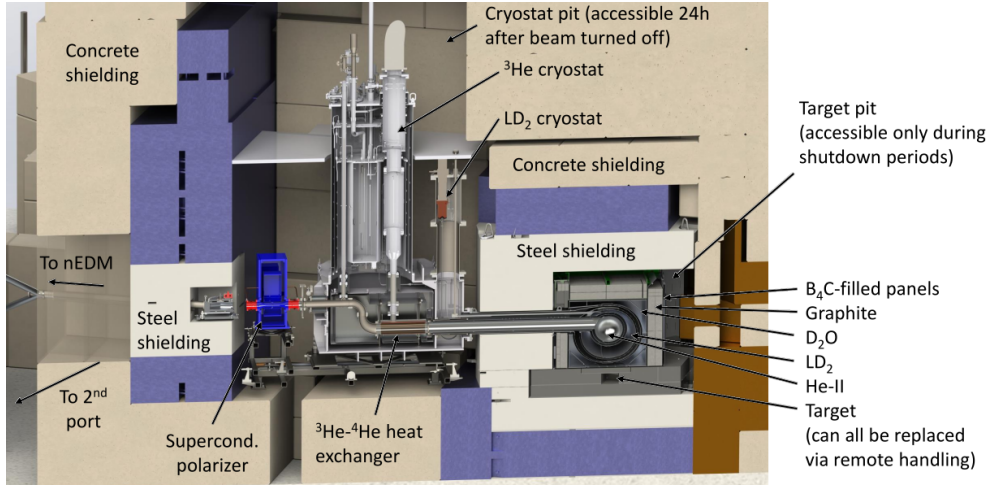
**Figure 2.** Overhead view of the UCN source facility (April 2024). Lines display the underlying proton beam path (red) and sketch the existing and planned UCN guide paths (blue).

We completed detailed estimates for UCN production and extraction [23, 27, 28] based on a Monte Carlo N-Particle (MCNP) model of the source, a model of UCN production based on Ref. [29], and UCN transport simulations based on Ref. [30] including losses within the He-II and in transport to the EDM experiment. The optimization indicates that when driven by a  $40 \mu\text{A}$  proton beam, the source will produce  $1.4 \times 10^7$  UCN/s, with beam heating of 8.1 W to the He-II at 1.1 K. This is more than two orders of magnitude larger than the UCN production rate of the vertical source. A total of  $1.38 \times 10^7$  UCN would be loaded into the EDM measurement cells prior to initiating the Ramsey cycle. Using reasonable values for lifetimes and spin-coherence times of the UCN, this corresponds to a statistical determination of the nEDM of  $\sigma(d_n) = 3 \times 10^{-25}$  ecm per cycle. Using conservative assumptions for the running time available per day, a statistical determination of  $\sigma(d_n) = 10^{-27}$  ecm would be achieved within 280 days of running [27].

## 4 Recent cryogenic performance results

In experiments up to November 2024, the source was cooled and filled with superfluid  $^4\text{He}$ . During this time, the  $\text{LD}_2$  cryostat was not in place. The cryogenic performance of the source was excellent. A base temperature of 0.8 K was achieved with an acceptable resting heat load. No evidence of a superleak was seen. No clogs of either the  $^3\text{He}$  or natural-abundance helium systems were experienced in  $>20$  days of operation. The temperatures in the tail section were consistent with the superfluid helium being maintained at  $\sim 1$  K. The beam heat load was measured (see Fig. 4) and was consistent with expectations based on MCNP simulations within 10%. There was some evidence of a rise of temperature sensors closer to the UCN





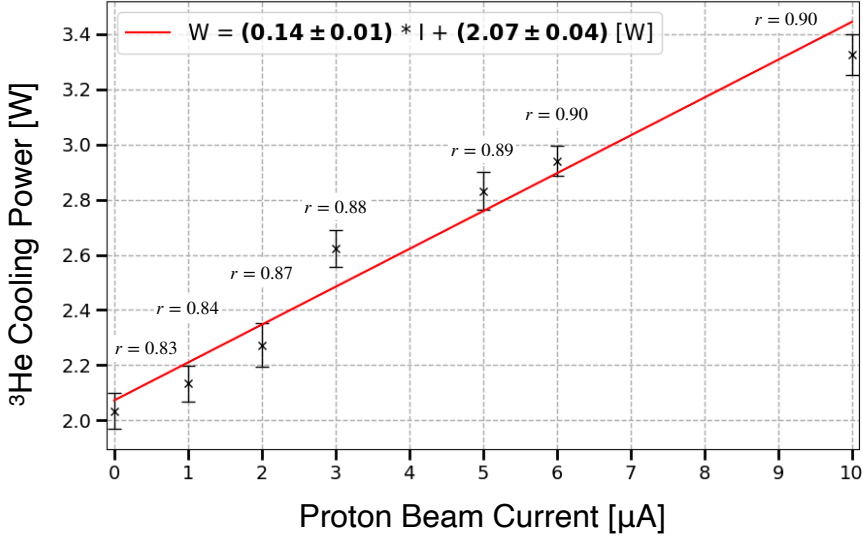
**Figure 3.** The recently completed UCN source. Neutrons are liberated by proton-induced spallation at 480 MeV and 40  $\mu$ A in a target located beneath the He-II, LD<sub>2</sub>, and D<sub>2</sub>O volumes. Neutrons are reflected and moderated in surrounding materials then enter superfluid <sup>4</sup>He (He-II) where they are down-scattered to become UCNs. UCNs created in the He-II are transported out through the heat exchanger passing through the superconducting polarizer magnet to the nEDM experiment.

production volume under the highest beam heat load, consistent with our expectations based on heat conduction in turbulent He-II (the Gorter-Mellink regime).

The heat exchanger and refrigerator were capable of maintaining sufficiently low <sup>4</sup>He temperatures, in heater tests mimicking our highest projected beam heat load of 10 W. An example of this type of test is presented in Fig. 5, where the <sup>3</sup>He pot temperature is reduced to 0.9 K when the Joule-Thomson needle valve is opened sufficiently. During these tests, the <sup>3</sup>He flow rate was measured and, as in the beam heating tests, were found to be consistent with expectation.

In runs where beam was present, we attempted to sense UCNs in a detector connected directly to the UCN source (in place of the superconducting polarizer in Fig. 3). No conclusive evidence of UCN detection was seen above the larger background in this region, despite  $\sim 10^4$  UCNs/ $\mu$ A being expected after saturation of the UCN density (a 60 s irradiation time). We strongly suspect this was caused by contamination of the <sup>4</sup>He production volume with either air or water frozen on the inner surface. As we were condensing <sup>4</sup>He, we experienced clogging of the condensation route in the cryostat, which necessitated filling inefficiently through the recovery line. This means that contaminants could freeze on the coldest parts of our cryostat, in the production volume.

Prior to our next runs, planned for June 2025, we plan to purify the <sup>4</sup>He using both our UCN source cryostat, and a new purifier system from Japan, thus preventing future clogs. This will allow us to fill the cryostat in the proper way that it was designed to operate. First detection of UCN produced by the new source will be the key milestone that we aim to achieve in the next runs. This is a very exciting time to be operating the facility, as we turn on the UCN source for the first time and begin to verify its capabilities.



**Figure 4.** Measurement of heat removed by  $^3\text{He}$  pumping as a function of beam current delivered to the spallation target, at a  $^3\text{He}$  temperature of 0.9 K;  $r$  is the fraction of liquid  $^3\text{He}$  remaining after Joule-Thomson expansion.

## 5 Future Plans and Conclusion

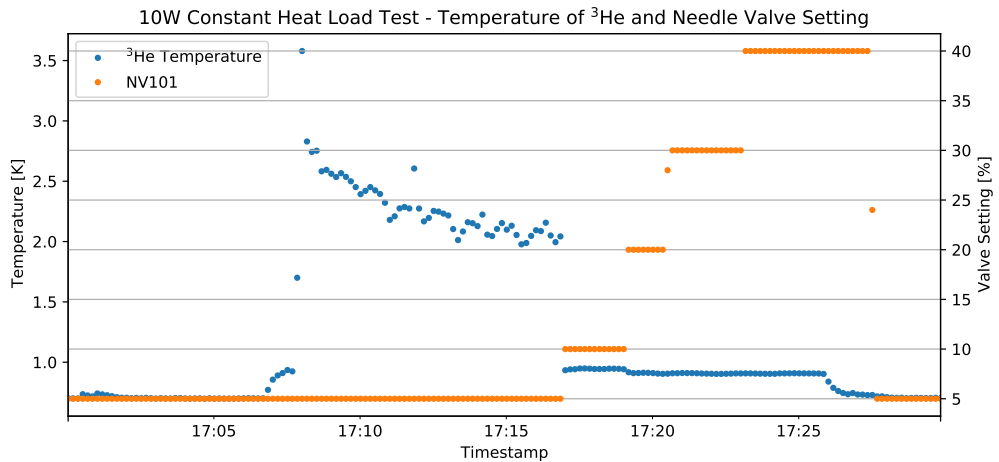
The TUCAN project has made incredible progress in the past year, with the cryogenic commissioning of the superfluid helium UCN source now complete. The next major installation for the project is the liquid deuterium ( $\text{LD}_2$ ) cryostat. This is scheduled for spring 2025, and is needed to boost UCN production by a factor of 30, which will make the UCN source truly world-class. The collaboration aims to complete the milestones of first UCN detection, commissioning of the  $\text{LD}_2$  cryostat, and delivery of UCN into the magnetically shielded room, by the end of the calendar year in 2025.

In 2026, the TRIUMF laboratory will undergo a year-long shutdown in support of the ARIEL project. In 2027, the schedule calls for commissioning of the TUCAN EDM experiment and preparation for data taking.

Simultaneously with these efforts, we are applying for funding for an upgrade to our helium liquefier facility, from the Canada Foundation for Innovation and funding sources in Japan. Included in the upgrade are further improvements to the UCN source for UCN production and delivery, improvements to the nEDM experiment to implement the two-measurement-cell system shown in Fig. 1, and funding for further research into dual-species Xe-Hg comagnetometry. These developments would be completed in 2028 and beyond.

## 6 Acknowledgments

We gratefully acknowledge the support of the Canada Foundation for Innovation; the Canada Research Chairs program; the Natural Sciences and Engineering Research Council of Canada (NSERC) SAPPJ-2016-00024, SAPPJ-2019-00031, and SAPPJ-2023-00029; JSPS KAKENHI (Grant Nos. 18H05230, 19K23442, 20KK0069, 20K14487, and 22H01236); JSPS



**Figure 5.** Temperature of the  $^3\text{He}$  in the  $^3\text{He}$ - $^4\text{He}$  copper heat exchanger, as a function of time during the application of 10 W of heat. Blue points and left axis:  $^3\text{He}$  temperature. Orange points and right axis: Joule-Thomson needle valve setting. The  $^3\text{He}$  temperature rapidly reduces to 0.9 K when the needle valve is opened sufficiently. Before and after the application of the 10 W of heat, the  $^3\text{He}$  temperature is 0.7 K.

Bilateral Program (Grant No. JSPSPB120239940); JST FOREST Program (Grant No. JP-MJFR2237); International Joint Research Promotion Program of Osaka University; RCNP COREnet; the Yamada Science Foundation; the Murata Science Foundation; the Grant for Overseas Research by the Division of Graduate Studies (DoGS) of Kyoto University; and the Universidad Nacional Autónoma de México - DGAPA program PASPA and grant PAPIIT AG102023.

## References

- [1] M. Pospelov and A. Ritz, “Electric dipole moments as probes of new physics,” *Ann. Phys.* **318** 119-169 (2005). <https://doi.org/10.1016/j.aop.2005.04.002>
- [2] J. Engel, M.J. Ramsey-Musolf, U. van Kolck, “Electric dipole moments of nuclei, nucleons, and atoms,” *Prog. Part. Nucl. Phys.* **71**, 21 (2013). <https://doi.org/10.1016/j.pnpnp.2013.03.003>
- [3] T. E. Chupp, *et al.*, “Electric dipole moments of atoms, molecules, nuclei, and particles,” *Rev. Mod. Phys.* **91**, 015001 (2019). <https://doi.org/10.1103/RevModPhys.91.015001>
- [4] C. Abel, *et al.*, “Measurement of the Permanent Electric Dipole Moment of the Neutron,” *Phys. Rev. Lett.* **124**, 081803 (2020). <https://doi.org/10.1103/PhysRevLett.124.081803>
- [5] V. Cirigliano, *et al.*, “CP Violation in Higgs-Gauge Interactions: From Tabletop Experiments to the LHC,” *Phys. Rev. Lett.* **123**, 051801 (2019). <https://doi.org/10.1103/PhysRevLett.123.051801>
- [6] A. Crivellin and F. Saturnino, “Correlating tauonic B decays with the neutron electric dipole moment via a scalar leptoquark,” *Phys. Rev. D* **100**, 115014 (2019). <https://doi.org/10.1103/PhysRevD.100.115014>
- [7] N. F. Bell, *et al.*, “Electric dipole moments from postsphaleron baryogenesis,” *Phys. Rev. D* **99**, 015034 (2019). <https://doi.org/10.1103/PhysRevD.99.015034>

- [8] W.-S. Hou, G. Kumar, and S. Teunissen, “Discovery prospects for electron and neutron electric dipole moments in the general two Higgs doublet model” *Phys. Rev. D* **109**, L011703 (2024). <https://doi.org/10.1103/PhysRevD.109.L011703>
- [9] M. Carena, *et al.*, “ $\nu$  solution to the strong CP problem,” *Phys. Rev. D* **100**, 094018 (2019). <https://doi.org/10.1103/PhysRevD.100.094018>
- [10] Y. Mimura, R. N. Mohapatra, and M. Severson, “Grand unified parity solution to the strong CP problem,” *Phys. Rev. D* **99**, 115025 (2019). <https://doi.org/10.1103/PhysRevD.99.115025>
- [11] R. Ferro-Hernandez, S. Morisi, and E. Peinado, “Axionless strong CP problem solution: the spontaneous CP violation case,” arXiv:2407.18161 (2024). <https://doi.org/10.48550/arXiv.2407.18161>.
- [12] C. Abel *et al.*, “Search for Axionlike Dark Matter through Nuclear Spin Precession in Electric and Magnetic Fields,” *Phys. Rev. X* **7**, 041034 (2017). <https://doi.org/10.1103/PhysRevX.7.041034>.
- [13] D. Wurm *et al.*, “The PanEDM Neutron Electric Dipole Moment Experiment,” *EPJ Web Conf.* **219**, 02006 (2019). <https://doi.org/10.1051/epjconf/201921902006>
- [14] N.J. Ayres *et al.*, “The design of the n2EDM experiment,” *Eur. Phys. J. C* **81**, 512 (2021). <https://doi.org/10.1140/epjc/s10052-021-09298-z>
- [15] R. Alarcon, these proceedings.
- [16] D. K.-T. Wong, *et al.*, “Characterization of the new Ultracold Neutron beamline at the LANL UCN facility,” *Nucl. Instrum. Meth. A* **1050**, 168105 (2023). <https://doi.org/10.1016/j.nima.2023.168105>
- [17] J. W. Martin, *et al.*, “The TRIUMF UltraCold Advanced Neutron Source,” *Nucl. Phys. News* **31**, 19 (2021). <https://doi.org/10.1080/10619127.2021.1881367>
- [18] Y. Masuda *et al.*, “Spallation Ultracold-Neutron Production in Superfluid Helium,” *Phys. Rev. Lett.* **89**, 284801 (2002). <https://doi.org/10.1103/PhysRevLett.89.284801>
- [19] Y. Masuda *et al.*, “Spallation Ultracold Neutron Source of Superfluid Helium below 1 K,” *Phys. Rev. Lett.* **108**, 134801 (2012). <https://doi.org/10.1103/PhysRevLett.108.134801>
- [20] S. Ahmed *et al.* (TUCAN Collaboration), “A beamline for fundamental neutron physics at TRIUMF,” *Nucl. Instrum. Meth. A* **927**, 101 (2019). <https://doi.org/10.1016/j.nima.2019.01.074>
- [21] S. Ahmed *et al.* (TUCAN Collaboration), “Fast-switching magnet serving a spallation-driven ultracold neutron source,” *Phys. Rev. Accel. Beams* **22**, 102401 (2019). <https://doi.org/10.1103/PhysRevAccelBeams.22.102401>
- [22] S. Ahmed *et al.* (TUCAN Collaboration), “First ultracold neutrons produced at TRIUMF,” *Phys. Rev. C* **99**, 025503 (2019). <https://doi.org/10.1103/PhysRevC.99.025503>
- [23] W. Schreyer *et al.*, “Optimizing neutron moderators for a spallation-driven ultracold-neutron source at TRIUMF,” *Nucl. Instrum. Meth. A* **959**, 163525 (2020). <https://doi.org/10.1016/j.nima.2020.163525>
- [24] S. Hansen-Romu, “Modeling He-II cryostat performance and characterization of spin manipulation components for a neutron electric dipole moment experiment at TRIUMF,” PhD thesis, U. Manitoba (2023). <https://mspace.lib.umanitoba.ca/items/f834c696-740c-4bcb-ac48-ea7222b596a4>
- [25] S. Kawasaki *et al.*, “Development of a Helium-3 Cryostat for a Ultra-Cold Neutron Source,” *IOP Conf. Ser.: Mater. Sci. Eng.* **755**, 012140 (2020). <https://doi.org/10.1088/1757-899X/755/1/012140>
- [26] T. Okamura *et al.*, “Thermo-fluid analyses for UCN cryogenic system,” *IOP Conf. Ser.: Mater. Sci. Eng.* **755**, 012141 (2020). <https://doi.org/10.1088/1757-899X/755/1/012141>



- [27] S. Sidhu, *et al.*, “Estimated performance of the TRIUMF ultracold neutron source and electric dipole moment apparatus,” EPJ Web of Conf. **282**, 01015 (2023). <https://doi.org/10.1051/epjconf/202328201015>
- [28] S. Sidhu, “Improving the statistical sensitivity reach of the TUCAN neutron electric dipole moment experiment,” PhD thesis, Simon Fraser U. (2024). <https://summit.sfu.ca/item/36485>
- [29] E. Korobkina, R. Golub, B.W. Wehring, and A.R. Young, “Production of UCN by downscattering in superfluid He-4,” Phys. Lett. A **301** 462 (2002). [https://doi.org/10.1016/S0375-9601\(02\)01052-6](https://doi.org/10.1016/S0375-9601(02)01052-6)
- [30] W. Schreyer, *et al.*, “PENTTrack—a simulation tool for ultracold neutrons, protons, and electrons in complex electromagnetic fields and geometries,” Nucl. Instrum. Meth. A **858**, 123 (2017). <https://doi.org/10.1016/j.nima.2017.03.036>