

# CO-VADA: A Confidence-Oriented Voice Augmentation Debiasing Approach for Fair Speech Emotion Recognition

Yun-Shao Tsai\*  
National Taiwan University  
Taipei, Taiwan  
b10901177@ntu.edu.tw

Yi-Cheng Lin\*  
National Taiwan University  
Taipei, Taiwan  
f12942075@ntu.edu.tw

Huang-Cheng Chou  
Independent Researcher  
Taipei, Taiwan  
huangchengchou@gmail.com

Hung-yi Lee  
National Taiwan University  
Taipei, Taiwan  
hungyilee@ntu.edu.tw

**Abstract**—Bias in speech emotion recognition (SER) systems often stems from spurious correlations between speaker characteristics and emotional labels, leading to unfair predictions across demographic groups. Many existing debiasing methods require model-specific changes or demographic annotations, limiting their practical use. We present CO-VADA, a *Confidence-Oriented Voice Augmentation Debiasing Approach* that mitigates bias without modifying model architecture or relying on demographic information. CO-VADA identifies training samples that reflect bias patterns present in the training data and then applies voice conversion to alter irrelevant attributes and generate samples. These augmented samples introduce speaker variations that differ from dominant patterns in the data, guiding the model to focus more on emotion-relevant features. Our framework is compatible with various SER models and voice conversion tools, making it a scalable and practical solution for improving fairness in SER systems.

**Index Terms**—Speech emotion recognition, fairness, data augmentation, voice conversion, responsible and trustworthy machine

## I. INTRODUCTION

Speech emotion recognition (SER) systems are increasingly being applied in various fields, including customer service [1], [2], mental health monitoring [3], and human-computer interaction [4]. However, their deployment in real-world scenarios has raised growing concerns about their robustness and fairness [5], [6]. In particular, SER models are prone to spurious correlations between emotional labels and speaker characteristics (e.g., gender, age, race), which can emerge from unbalanced or biased training data [7], [8]. For instance, if happy utterances are predominantly spoken by female speakers, the model may falsely associate vocal femininity with happiness. These incorrect associations can lead to systematic misclassifications, especially for underrepresented groups, thereby introducing ethical and operational risks [9].

However, to the best of our knowledge, very few (if any) studies have explored debiasing SER systems without relying on demographic information. Existing efforts in related speech tasks primarily focus on model-based interventions, such as adversarial training or sample reweighting [10]–[12], which often require architectural modifications and may lack generalizability. In contrast, data-centric approaches (i.e., data augmentation or distribution balancing) tend to offer broader compatibility across models [13], [14]. Nevertheless, most of these methods still depend on explicit demographic annotations (e.g., gender, age, or speech disorder) to identify and mitigate bias. While these techniques have not been widely applied to SER, their general strategies hold promise for bias mitigation in this domain. Unfortunately, in real-world applications, demographic metadata is often unavailable, incomplete, or unreliable. These limitations underscore the need for effective debiasing techniques that operate independently of demographic information.

To address the above-mentioned challenges, we propose **CO-VADA**, a *Confidence-Oriented Voice Augmentation Debiasing Approach* for fair SER. The core idea is to mitigate speaker-related bias without relying on demographic labels or architecture-specific modifications. More specifically, **CO-VADA** utilizes model confidence, defined as the prediction certainty estimated by the loss during early training, along with speaker variation to guide targeted data augmentation. This ad-hoc design provides a practical and generalizable solution for improving fairness in SER.

More precisely, we begin by training an early-stopped classifier on the original training data to estimate the prediction confidence for each sample. Within each emotion category, training samples are then grouped based on this confidence. High-confidence samples are considered **bias-guiding** as they likely reflect dominant and potentially spurious patterns. This assumption is based on the idea that early-stage models tend to rely on easily learnable and frequent patterns in the data, many of which may reflect spurious correlations or dataset bias [15]. In contrast, low-confidence samples are treated as **bias-contrary**, potentially capturing the traits of underrepresented speakers [16]. Augmented training examples are created by pairing samples from the previously defined bias-guiding and bias-contrary sets within each emotion category. For each pair, we apply voice conversion to the bias-guiding sample, preserving its emotional content while adopting the speaker characteristics of the bias-contrary counterpart. The converted samples are added to the training data to introduce the variation of the speaker and to encourage the model to focus on emotion-relevant features.

In summary, this work addresses speaker-related bias in SER and offers the following two contributions:

- We present CO-VADA, a practical and extensible approach for debiasing SER systems. It enhances speaker diversity to improve fairness, without relying on demographic annotations or requiring any modifications to the model.
- We evaluate our method across multiple demographic attributes, including gender, race, and age. Extensive experiments on three benchmark datasets demonstrate its effectiveness in improving fairness while maintaining strong overall performance.

## II. RELATED WORK

### A. Bias in Speech Systems

Previous work has documented a range of biases in speech systems, most of which are speaker biases, arising from individual voice characteristics or demographic attributes rather than environmental or content factors. For instance, gender bias manifests as higher word error rates (WER) in Automatic Speech Recognition (ASR) [17], [18], higher macro-F1 score for female speakers in SER [7], and social stereotypical associations of gender in speech large language models [19]. Also, accent and dialect bias lead to poorer recognition

\*Equal contribution.

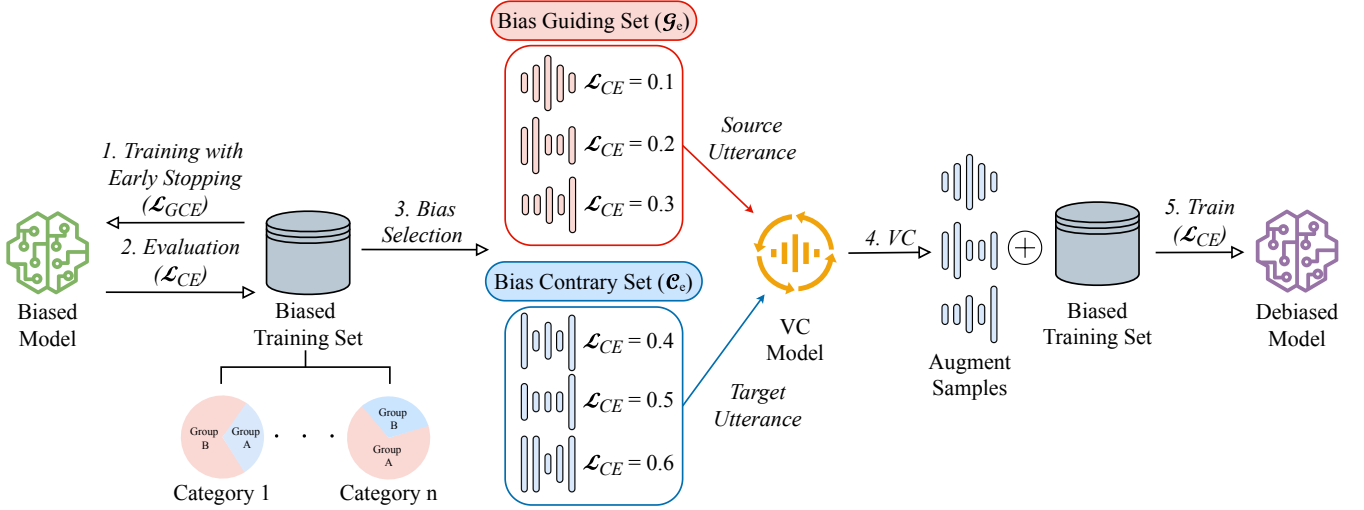


Fig. 1. Overview of the proposed **CO-VADA**.  $\mathcal{L}_{CE}$  denotes the standard cross-entropy loss, and  $\mathcal{L}_{GCE}$  denotes the generalized cross-entropy loss used during early-stopped training. *Category* refers to the emotion classes used as prediction targets, while *Group* represents the speaker subgroup. After voice conversion, the resulting utterance retains the emotional content of the bias-guiding sample while adopting the speaker identity of the bias-contrary sample.

for non-native or regional accents, including Scottish English [17], non-American accents [14], [20], and African American English [21]. Age bias appears with children’s and elderly voices that produce more recognition errors than adult voices [22], [23], and a spurious correlation in the embedding space [24]. Disability bias results in significantly worse performance on speech from speakers with disorders such as dysarthria [12], [25]. Since these disparities originate from who speaks, regarding their speech patterns or demographic group, we also consider speaker-centric bias in our work.

### B. Debiasing Methods with Demographic Information

Recent debiasing methods for speech-input tasks rely on a variety of techniques, including counterfactual data augmentation through voice conversion [26], cross-lingual adaptation combined with SpecAugment and speed perturbation [14], [27], and subgroup-aware sampling guided by divergence metrics [28], [29]. Besides, other approaches include group-adapted fusion networks for fairer speaker verification (SV) [30], adversarial training [31], [32], gender neutralization [18], and contrastive learning to enhance subgroup-invariant representations in intent classification [33]. While these techniques have successfully reduced demographic performance gaps in ASR, SV, and Spoken Language Understanding tasks, they rely on predefined demographic labels, which limit their applicability to unannotated or intersectional biases.

### C. Debiasing Methods without Demographic Information

Recent advancements in computer vision and natural language processing have addressed the challenge of debiasing without the use of demographic annotations, instead leveraging inherent training signals or auxiliary objectives. For instance, LVR [34] implements class-wise low-variance regularization to compress embeddings and diminish spurious features. LfF [15] employs a two-step approach where a deliberately “prejudiced” network is first trained to enhance spurious correlations, followed by the training of a second model that focuses on correcting the biases by learning from the first model’s errors. Building on this foundation, DisEnt [35] introduces disentangled feature augmentation, which synthesizes diverse “bias-conflicting” samples. In this method, two encoders separate intrinsic features from bias correlations identified in LfF within the latent

space, allowing for the swapping of these features to create enriched counterexamples.

Additionally, SiH [36] utilizes a Variational Autoencoder (VAE) combined with focal-loss reweighting to develop both biased and unbiased classifiers, jointly down-weighting spurious patterns. BLIND [37] trains a “success detector” that predicts when the main model’s decisions hinge on simplistic, shortcut features, subsequently down-weighting these samples through a debiased focal loss [38], thereby dynamically alleviating bias using only task labels.

In the realm of speech processing, previous studies have exploited embedding clustering for the unsupervised investigation of biased associations. Implicit Demography Inference [39] utilizes k-means [40] to analyze ECAPA-TDNN [41] speaker embeddings, uncovering latent speaker groups and training SER models with group-aware objectives, which significantly reduces subgroup disparities. This approach is also applied in ASR [42] and in ensuring individual fairness in dimensional SER (e.g., arousal/valence predictions) [43].

Unlike previous work [39], which clusters training data based on speaker-related embeddings, the proposed CO-VADA achieves better performance by directly identifying bias-guiding and bias-contrary samples. Instead of simply adjusting sample weights or appending cluster labels, we apply voice conversion to generate diverse audio samples. Each converted utterance preserves the original emotional content while adopting the acoustic characteristics of an underrepresented speaker, resulting in more effective debiasing.

## III. METHODOLOGY

This section details five steps of the proposed CO-VADA, shown in Fig. 1.

### A. Sample Separation by Confidence (Step 1-3)

We started by training a bias selection classifier using the original dataset  $\mathcal{D}_{\text{orig}}$  (**Step 1** in Fig. 1). The training employed a **class-balanced generalized cross-entropy loss** [44], [45]. We implemented early stopping once the model reached moderate performance. At this point, the model was more likely to rely on dominant and easily learnable patterns [15], which may include spurious correlations between speaker characteristics and emotion labels.

To analyze this potential bias further, we define the emotion-specific subsets of the data. Let  $\mathcal{E}$  denote the set of all emotion labels

in the dataset. For each emotion category  $e \in E$ , we extract the label subset:

$$\mathcal{D}_e = \{x \mid x \in \mathcal{D}_{\text{orig}} \wedge y_e = 1\}, \quad (1)$$

where  $y_e \in \{0, 1\}$  is the binary ground-truth label for emotion  $e$  associated with sample  $x$ . That is, a sample  $x$  belongs to  $\mathcal{D}_e$  if it is expressing emotion  $e$ .

Each sample  $x \in \mathcal{D}_e$  is evaluated using the **cross-entropy loss** ( $\mathcal{L}_{\text{CE}}$ ) between the model prediction and the true label, which serves as a proxy for prediction uncertainty (**Step 2** in Fig. 1). Lower  $\mathcal{L}_{\text{CE}}$  indicates higher model confidence. We ranked the samples in  $\mathcal{D}_e$  by their  $\mathcal{L}_{\text{CE}}$  values. The more confidently predicted ones (with lower  $\mathcal{L}_{\text{CE}}$ ) form the **bias-guiding set**  $\mathcal{G}_e$ , assumed to reflect dominant patterns. In contrast, those with higher loss values constitute the **bias-contrary set**  $\mathcal{C}_e$ , potentially representing underrepresented speaker traits or atypical characteristics (**Step 3** in Fig. 1). Due to the multi-label nature of the dataset, a single sample  $x$  may belong to multiple subsets  $\mathcal{D}_e$ , and be categorized differently across emotion labels. Since the proposed approach only uses  $\mathcal{L}_{\text{CE}}$  to select bias-guiding and bias-contrary sets, it does not require knowledge of the demographics of the training examples.

#### B. Voice Conversion and Augmentation (Step 4-5)

For each emotion label  $e \in E$ , we randomly sampled  $K$  utterance pairs, with one utterance drawn from the bias-guiding set  $\mathcal{G}_e$  and the other from the bias-contrary set  $\mathcal{C}_e$ . In each pair, the utterance from  $\mathcal{G}_e$  served as the **source utterance**, preserving its emotional content, while the utterance from  $\mathcal{C}_e$  acted as the **target utterance**, providing the speaker characteristics to be transferred through voice conversion (**Step 4** in Fig. 1). The converted sample inherited the emotion label from the source and incorporated the speaker traits of the target, thereby introducing speaker variability to support bias mitigation.

All converted samples were added to the original training set  $\mathcal{D}_{\text{orig}}$  to form the augmented set  $\mathcal{D}_{\text{aug}}$ . We used  $\mathcal{D}_{\text{aug}}$  to train a new classifier. This model learned from a wider range of diverse instances, which had less bias for each emotion. As a result, the model was encouraged to rely on emotion-relevant features rather than on spurious cues such as speaker characteristics (**Step 5** in Fig.1).

### IV. EVALUATION

To evaluate both recognition performance and fairness in SER, we utilized three key metrics: macro-F1 score (referred to as **Macro F1**), **True Positive Rate Gap** ( $\text{TPR}_{\text{gap}}$ ) [46], [47], and **Demographic Parity Gap** ( $\text{DP}_{\text{gap}}$ ) [47], [48].

#### A. Macro F1-score

Macro F1 measures the overall classification quality by treating all emotion classes equally, which is crucial in SER due to issues with class imbalance.

#### B. True Positive Rate Gap

To assess fairness in classification performance across demographic groups, we compute  $\text{TPR}_{\text{gap}}$  [49]. Let  $\mathcal{Z}$  denote the set of demographic groups (e.g., genders), and  $E$  the set of emotion classes. For each class  $e \in E$  and group  $z \in \mathcal{Z}$ , the true positive rate is defined as  $\text{TPR}_e^{(z)}$ .

Let  $P$  be the total number of unordered group pairs across all emotion classes. The overall  $\text{TPR}_{\text{gap}}$  is computed as:

$$\text{TPR}_{\text{gap}} = \sqrt{\frac{1}{P} \sum_{e \in E} \sum_{z_i \neq z_j} \left| \text{TPR}_e^{(z_i)} - \text{TPR}_e^{(z_j)} \right|^2}, \quad (2)$$

TABLE I  
SAMPLE COUNTS FOR EACH EMOTION AND GENDER (MALE/FEMALE) IN THE CREMA-D DATASET ACROSS TRAIN, DEVELOPMENT, AND TEST SETS (SHOWN FOR FOLD 1 DEFINED IN THE EMO-SUPERB [50]).

Emotion	Train (M/F)	Dev (M/F)	Test (M/F)
Angry	240 / 12	93 / 4	58 / 102
Disgust	86 / 4	34 / 1	18 / 41
Neutral	1080 / 54	384 / 19	250 / 263
Fear	6 / 127	1 / 27	20 / 55
Happy	5 / 102	1 / 24	15 / 35
Sad	2 / 58	2 / 41	7 / 35

where  $z_i, z_j \in \mathcal{Z}$  denote demographic groups and  $z_i \neq z_j$ . A smaller  $\text{TPR}_{\text{gap}}$  indicates more consistent sensitivity across groups, reflecting greater fairness in emotion recognition.

#### C. Demographic Parity Gap

We evaluate output fairness using  $\text{DP}_{\text{gap}}$ . Let  $N$  be the total number of samples. For each class  $e \in E$ , let  $\hat{y}_{le} \in \{0, 1\}$  denote the predicted label for sample  $l$  in class  $e$ . The global positive prediction rate for class  $e$  is defined as follows:

$$\hat{y}_e^{\text{global}} = \frac{1}{N} \sum_{l=1}^N \hat{y}_{le}. \quad (3)$$

While it might seem logical to normalize this rate by the specific sample counts for each class, it's important to note that in a multi-label setting, every sample can be associated with all classes. Therefore, we consistently use the total number of samples  $N$  for all classes.

Let  $N_z$  be the number of samples belonging to group  $z$ . The group prediction rate for group  $z$  is defined as follows:

$$\hat{y}_e^{(z)} = \frac{1}{N_z} \sum_{l=1}^{N_z} \hat{y}_{le}, \quad (4)$$

where the summation is taken over all samples  $x_l$  whose demographic group is  $z$ .

Finally, the overall  $\text{DP}_{\text{gap}}$  is computed as:

$$\text{DP}_{\text{gap}} = \sqrt{\frac{1}{|E|} \sum_{e \in E} \max_{z \in \mathcal{Z}} \left| \hat{y}_e^{(z)} - \hat{y}_e^{\text{global}} \right|^2}. \quad (5)$$

Lower  $\text{DP}_{\text{gap}}$  values indicate more uniform prediction rates across different demographic groups, leading to better output fairness.

### V. EXPERIMENTAL SETUP

#### A. Model Setup

In our experiments, we used WavLM-base+<sup>1</sup> [51] as the feature extractor. Instead of relying only on the final layer, we applied a learnable weighted sum over all feature layers to obtain the final representation [52]. This representation was then passed on to a simple two-layer linear classifier. We trained all models using AdamW [53] optimizer with a learning rate of 1e-4 and a batch size of 32.

#### B. Datasets

We evaluated our framework using three well-known SER datasets: **CREMA-D** [54], **MSP-Podcast** [55], and **MSP-IMPROV** [56]. All three datasets employed a multi-label annotation scheme and cover a variety of emotional categories, as noted in [50], [57]. In our study, we used only the primary emotions (single choice of options for

<sup>1</sup><https://github.com/microsoft/unilm/tree/master/wavlm>

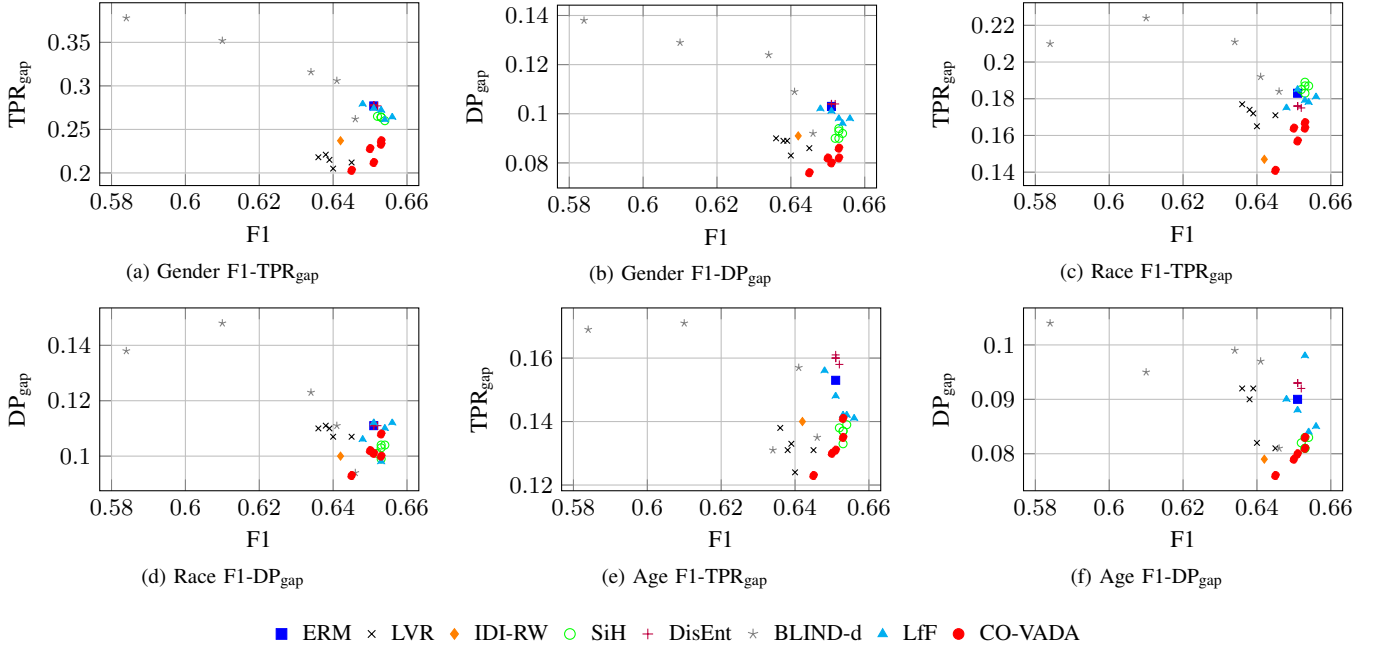


Fig. 2. Performance-Fairness plots for the CREMA-D across gender, race, and age. Points near the lower-right corner indicate the best trade-off between fairness and performance.

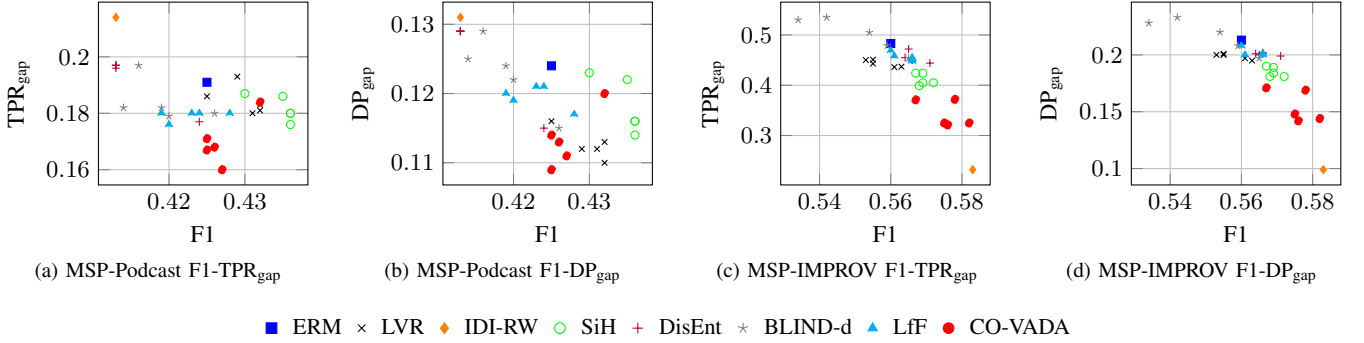


Fig. 3. Performance-Fairness plots for the MSP-Podcast and MSP-IMPROV (gender only). Points closer to the lower-right corner reflect better overall trade-offs between performance and fairness.

each annotator) from the MSP-IMPROV and MSP-Podcast datasets. We defined three different emotion classification schemes: a 4-class classification for MSP-IMPROV, a 6-class classification for CREMA-D, and an 8-class classification for MSP-Podcast. Further details can be found in [50].

To simulate biased learning conditions, we manually introduced gender-emotional imbalance in the training and development sets. Specifically, for each emotion category, we skewed the gender ratio to approximately 1:20 [39]. Please note that the information about bias is not used in the proposed approach. Table I provides an example of this imbalance configuration in the CREMA-D dataset. The test sets were kept unchanged, following the original splits, and serve as unbiased references for evaluation.

While demographic labels are not used during model training, we utilized available metadata during evaluation to compute fairness metrics. The three datasets differ in their demographic coverage and the scope of fairness analysis. The CREMA-D included annotations for gender, age, and race, enabling evaluation on multiple demographic axes. The MSP-Podcast and MSP-IMPROV only provided

gender metadata, thus fairness evaluation on these datasets was restricted to gender-based analysis. In addition, the CREMA-D and MSP-IMPROV were partitioned into five and six folds, respectively, following a cross-validation setting in the EMO-SUPERB [50].

### C. Voice Conversion Models

VC was used in our framework as a critical tool to generate speaker-varied audio samples for data augmentation. We primarily adopted **FreeVC** [58] for all main experiments, due to its high-quality, text-free, one-shot conversion capability using WavLM features.

To evaluate the generality of our framework across various VC implementations, we included two additional models in our ablation studies: Diff-HierVC [59], which is a diffusion-based model featuring a hierarchical architecture, and kNN-VC [60], a nonparametric method that performs frame-level matching without the need for training.

**We directly applied all VC models in their pretrained form, without any fine-tuning or model-specific optimization.** This design enabled us to assess the robustness of our debiasing approach

and confirmed that its effectiveness did not rely on a particular voice conversion model.

#### D. Bias Partitioning and Augmentation Strategy

To identify samples that reflect biases at the dataset level, we first trained an initial emotion classifier with early stopping. The main purpose is to capture the model’s early learning dynamics, a phase in which it tends to rely on spurious correlations. Early stopping was triggered once the Macro F1 exceeds a predefined threshold of 0.5 for the CREMA-D and MSP-IMPROV, and 0.3 for the MSP-Podcast. The lower threshold for MSP-Podcast reflected the particular difficulty in achieving high performance in SER using this dataset. In our experiments, model performance on the MSP-Podcast rarely exceeds a Macro F1 of 0.5 during training.

We adopted a consistent strategy for pairing and sample generation. Within each emotion category, training samples were ranked in ascending order by cross-entropy loss. The lower half of the ranked samples was designated as the bias-guiding set, while the upper half formed the bias-contrary set. We then created random one-to-one pairings between the two sets. The number of pairs per emotion matched the number of original samples in that category.

Due to the multi-label nature of the dataset, some utterances may participate in multiple emotion categories. To obtain binary indicators from soft labels, we assigned an emotion as present if its label score exceeds a threshold of  $\frac{1}{|E|}$ , following the previous works [50], [57]. As a result, the total number of converted samples can exceed the size of the original training set. All converted audio was merged with the original training set and used in training without distinction.

#### E. Baselines and Selection Criteria

We compared CO-VADA with six representative de-biasing baselines: **LVR** [34], **SiH** [36], **BLIND** [37], **IDI-RW** [39], **DisEnt** [35], and **LfF** [15]. These methods cover a range of debiasing strategies, including reweighting, disentangled representation learning, adversarial training, and selective sampling. We focused on approaches that do not rely on demographic labels, ensuring consistency with our training setting. To allow a fair comparison, all methods were evaluated under the same experimental configuration. The ERM was the original baseline without any debiasing method, following [39].

### VI. EXPERIMENTAL RESULTS

The proposed **CO-VADA** achieved the best balance between classification performance and fairness across gender, race, and age based on results from the CREMA-D dataset. Fig. 2 illustrates these results in performance-fairness scatter plots. It appeared consistently in the **lower right region** of the F1-TPR<sub>gap</sub> and F1-DP<sub>gap</sub> scatter plots, indicating strong predictive accuracy with low subgroup disparities. Among the baselines, SiH, DisEnt, and LfF reached similar Macro F1 but exhibited substantially larger fairness gaps, suggesting that these methods did not effectively mitigate bias. Moreover, LVR performed comparably with ours in fairness, particularly for gender, but suffered from a noticeable drop in Macro F1. IDI-RW approached our fairness levels, yet its classification performance remained consistently lower. ERM, which does not employ a debiasing strategy, yielded moderate accuracy but poor fairness.

Regarding the results on the MSP-Podcast, our method achieved the lowest TPR<sub>gap</sub> among all baselines. Fig. 3 shows the corresponding plots for gender fairness. These findings demonstrated that our method achieved the most consistent recognition of emotions between gender subgroups, which is particularly important in fairness-sensitive applications. While our Macro F1 was slightly lower than LVR’s, the difference was negligible. LVR and our method demonstrated

TABLE II  
EFFECT OF MACRO F1 THRESHOLDS USED FOR EARLY STOPPING. EACH ROW SHOWS THE RESULTS OF RUNNING THE FULL DEBIASING PIPELINE USING A DIFFERENT THRESHOLD.  $\uparrow$  INDICATES HIGHER IS BETTER (SER PERFORMANCE), WHILE  $\downarrow$  INDICATES LOWER IS BETTER (FAIRNESS).

Threshold	Macro F1 $\uparrow$	TPR <sub>gap</sub> $\downarrow$	DP <sub>gap</sub> $\downarrow$
0.3	0.653	<b>0.231</b>	0.088
0.4	<b>0.658</b>	0.245	0.089
0.5	0.653	0.233	<b>0.082</b>
0.6	0.655	0.235	0.090
0.7	0.653	0.233	0.087

comparable TPR<sub>gap</sub> and DP<sub>gap</sub> values, indicating similar fairness performance across demographic groups. Besides, SiH achieved a marginal improvement in Macro F1, but exhibited substantial fairness gaps. LfF also did not match our method in either metric.

In terms of results on the MSP-IMPROV, IDI-RW achieved the best overall result in both fairness and SER performance. Fig. 3 shows the corresponding graphs. It showed the lowest TPR<sub>gap</sub> and DP<sub>gap</sub>, along with the highest Macro F1 among all methods. However, IDI-RW performed poorly on the CREMA-D and MSP-Podcast, suggesting that its effectiveness may be limited to certain data conditions. Following IDI-RW, our CO-VADA offered the next best trade-off, achieving consistently low TPR<sub>gap</sub> and DP<sub>gap</sub> along with competitive Macro F1. Other baselines, such as LVR, SiH, DisEnt, and LfF, performed worse in terms of both fairness and accuracy. These methods tended to cluster toward the upper-middle region of the plot.

Across all three datasets, **the CO-VADA consistently achieved substantial trade-offs between fairness and SER performance**. It maintained competitive or superior Macro F1 while substantially reducing both TPR<sub>gap</sub> and DP<sub>gap</sub>, particularly under conditions of group-level imbalance. In contrast, other debiasing methods often sacrificed fairness for accuracy or vice versa. The stable performance of our method highlighted its robustness to data variation and confirmed its generalizability in fairness-aware emotion recognition.

### VII. ABLATION STUDY

We conducted a series of ablation experiments to examine how different design choices affect the SER performance and fairness of our debiasing framework. All experiments were performed on the CREMA-D dataset, with a focus on gender-based fairness metrics. The training configuration remained identical to that described in the main experimental setup.

#### A. Sensitivity of Model Performance to Early Stopping Thresholds

To evaluate the effect of early stopping on bias mitigation, we varied the Macro F1 threshold used to trigger early termination during training on the CREMA-D. The thresholds ranged from 0.3 to 0.7.

The results in Table II showed minimal changes in classification performance between thresholds, with Macro F1 remaining stable. Fairness metrics exhibited slight variations, but the differences were small. This indicated that the specific choice of the early stopping threshold has a limited influence. It did not substantially affect the model’s ability to detect or reduce bias under the current framework.

#### B. Impact of Bias Proportion in Training Data

We evaluated how different proportions of bias-guiding and bias-contrary samples influence model performance and fairness. As shown in Table III, all configurations yielded comparable Macro F1, suggesting that classification performance was largely unaffected by the sampling ratio. However, slight but consistent differences

TABLE III

IMPACT OF **BIAS-CONTRARY:UNUSED:BIAS-GUIDING** RATIOS ON PERFORMANCE AND FAIRNESS. EACH RATIO REPRESENTS A PARTITION OF SAMPLES SORTED BY CROSS-ENTROPY LOSS, WITH THE HIGHEST-LOSS SAMPLES USED AS BIAS-CONTRARY, THE LOWEST-LOSS SAMPLES AS BIAS-GUIDING, AND THE MIDDLE PORTION EXCLUDED FROM AUGMENTATION.

Ratio	Macro F1 $\uparrow$	TPR <sub>gap</sub> $\downarrow$	DP <sub>gap</sub> $\downarrow$
3 : 4 : 3	0.654	0.230	0.087
4 : 2 : 4	<b>0.655</b>	0.247	0.092
5 : 0 : 5	0.653	0.233	<b>0.082</b>
4 : 0 : 6	0.653	0.240	0.088
3 : 0 : 7	0.649	<b>0.227</b>	0.083

TABLE IV

SER PERFORMANCE AND FAIRNESS UNDER OUR FRAMEWORK USING DIFFERENT VC MODELS.

Methods	VC Model	Macro F1 $\uparrow$	TPR <sub>gap</sub> $\downarrow$	DP <sub>gap</sub> $\downarrow$
ERM	×	0.651	0.278	0.103
CO-VADA	kNN-VC [60]	0.642	0.244	0.097
CO-VADA	Diff-HierVC [59]	0.648	<b>0.223</b>	<b>0.081</b>
CO-VADA	FreeVC [58]	<b>0.653</b>	0.233	0.082

appeared in TPR<sub>gap</sub> and DP<sub>gap</sub>. This pattern suggested that fairness was more sensitive than accuracy to the composition of augmented samples.

#### C. Effectiveness of Different Voice Conversion Models

As shown in Table IV, FreeVC achieved the best overall balance between performance and fairness. It maintained high classification accuracy while keeping subgroup disparities low. Diff-HierVC resulted in the lowest fairness gaps, indicating strong bias mitigation, although with a slight reduction in Macro F1. kNN-VC also improved fairness over the ERM baseline but shows lower accuracy, reflecting the limitations of its nonparametric design.

#### D. Effect of Bias Selection and Voice Conversion

We compared four configurations that vary in the use of bias selection (BS) and voice conversion (VC) augmentation. Table V summarizes the results.

- Configuration #1 served as the baseline, which applied neither BS nor VC.
- Configuration #2 included BS but not VC. In this setting, bias-contrary samples were assigned higher weights during training, but no data were augmented.
- Configuration #3 included VC but not BS. VC was applied to randomly selected pairs of utterances without considering their bias status.
- Configuration #4, which represents our complete method, applied both BS and VC by selecting bias-guiding and bias-contrary samples and generating converted examples accordingly.

As shown in Table V, our method (#4) achieved the best overall balance between classification performance and fairness. It produced the lowest TPR<sub>gap</sub> and DP<sub>gap</sub> scores, with competitive Macro F1. Configuration #2 improved the accuracy slightly but offered a limited fairness improvement. Configuration #3 performed better than the baseline in fairness, but its overall results remained inferior to ours.

#### E. SER Performance and Fairness Across Emotion Categories

We further evaluated the SER performance and fairness of the CO-VADA across different emotion categories. As shown in Table VI,

TABLE V

SER PERFORMANCE AND FAIRNESS UNDER DIFFERENT COMBINATIONS OF BIAS SELECTION (BS) AND VOICE CONVERSION (VC). ✓ INDICATES THE COMPONENT IS INCLUDED.

#	BS	VC	Macro F1 $\uparrow$	TPR <sub>gap</sub> $\downarrow$	DP <sub>gap</sub> $\downarrow$
1	×	×	0.651	0.278	0.103
2	✓	×	<b>0.659</b>	0.259	0.097
3	×	✓	0.652	0.240	0.088
4	✓	✓	0.653	<b>0.233</b>	<b>0.082</b>

TABLE VI

SER PERFORMANCE AND GENDER FAIRNESS ACROSS EMOTION CATEGORIES.

Emotion	Method	Macro F1 $\uparrow$	TPR <sub>gap</sub> $\downarrow$	DP <sub>gap</sub> $\downarrow$
Angry	ERM	<b>0.542</b>	0.277	<b>0.097</b>
	CO-VADA	0.534	<b>0.270</b>	0.104
Happy	ERM	0.535	0.379	0.134
	CO-VADA	<b>0.540</b>	<b>0.374</b>	<b>0.118</b>
Sad	ERM	<b>0.541</b>	0.240	0.114
	CO-VADA	0.536	<b>0.229</b>	<b>0.090</b>
Fear	ERM	0.594	0.279	0.130
	CO-VADA	0.594	<b>0.229</b>	<b>0.103</b>
Neutral	ERM	<b>0.611</b>	0.293	0.105
	CO-VADA	0.606	<b>0.247</b>	<b>0.080</b>
Disgust	ERM	<b>0.577</b>	0.273	0.099
	CO-VADA	0.576	<b>0.224</b>	<b>0.081</b>

CO-VADA consistently reduced gender-based disparities while maintaining competitive classification performance across all categories. These results demonstrate the robustness of CO-VADA in handling diverse emotional expressions.

## VIII. CONCLUSION AND FUTURE WORK

Experiments on multiple benchmark datasets showed that our **CO-VADA** consistently improves fairness while maintaining or improving classification performance. The framework is compatible with different voice conversion models and can be seamlessly integrated into standard training pipelines, making it effective and broadly applicable to fairness-aware SER tasks.

While our method is not limited to gender bias, due to the limitations of the corpus and its labels, we evaluated the proposed approach only on a dataset that contains gender bias. Future work may explore other sources of bias, such as semantic [61], linguistic [62], or stylistic variation [63]. Alternative strategies that manipulate latent representations instead of generating audio could achieve more efficient and flexible debiasing.

## REFERENCES

- [1] Y. Feng and L. Devillers, “End-to-end continuous speech emotion recognition in real-life customer service call center conversations,” in *2023 11th International Conference on Affective Computing and Intelligent Interaction Workshops and Demos (ACIIW)*, 2023, pp. 1–8.
- [2] B. Pragati, C. Kolli, D. Jain, A. V. Sunethra, and N. Nagarathna, “Evaluation of customer care executives using speech emotion recognition,” in *Machine Learning, Image Processing, Network Security and Data Sciences*, R. Doriya, B. Soni, A. Shukla, and X.-Z. Gao, Eds. Singapore: Springer Nature Singapore, 2023, pp. 187–198.
- [3] N. Elsayed, Z. ElSayed, N. Asadizanjani, M. Ozer, A. Abdelgawad, and M. Bayoumi, “Speech emotion recognition using supervised deep recurrent system for mental health monitoring,” in *2022 IEEE 8th World Forum on Internet of Things (WF-IoT)*, 2022, pp. 1–6.

- [4] S. Lalitha, S. Patnaik, T. Arvind, V. Madhusudhan, and S. Tripathi, "Emotion recognition through speech signal for human-computer interaction," in *2014 Fifth International Symposium on Electronic System Design*, 2014, pp. 217–218.
- [5] A. Derington, H. Wierstorf, A. Özkil, F. Eyben, F. Burkhardt, and B. W. Schuller, "Testing correctness, fairness, and robustness of speech emotion recognition models," *IEEE Transactions on Affective Computing*, pp. 1–14, 2025.
- [6] W.-S. Chien and C.-C. Lee, "An investigation of group versus individual fairness in perceptually fair speech emotion recognition," in *Interspeech 2024*, 2024, pp. 3205–3209.
- [7] Y.-C. Lin, H. Wu, H.-C. Chou, C.-C. Lee, and H. yi Lee, "Emo-bias: A large scale evaluation of social bias on speech emotion recognition," in *Interspeech 2024*, 2024, pp. 4633–4637.
- [8] I. Slaughter, C. Greenberg, R. Schwartz, and A. Caliskan, "Pre-trained speech processing models contain human-like biases that propagate to speech emotion recognition," in *Findings of the Association for Computational Linguistics: EMNLP 2023*, H. Bouamor, J. Pino, and K. Bali, Eds. Singapore: Association for Computational Linguistics, Dec. 2023, pp. 8967–8989.
- [9] C. Gorrostieta, R. Lotfian, K. Taylor, R. Brutti, and J. Kane, "Gender de-biasing in speech emotion recognition," in *Interspeech 2019*, 2019, pp. 2823–2827.
- [10] M. Jin, C. Ju, Z. Chen, Y. C. Liu, J. Droppo, and A. Stolcke, "Adversarial reweighting for speaker verification fairness," in *Interspeech 2022*, 2022, pp. 4800–4804.
- [11] S. Sun, C.-F. Yeh, M.-Y. Hwang, M. Ostendorf, and L. Xie, "Domain adversarial training for accented speech recognition," in *2018 IEEE International Conference on Acoustics, Speech and Signal Processing (ICASSP)*, 2018, pp. 4854–4858.
- [12] E. Kim, Y. Chae, J. Sim, and K. Lee, "Debiased automatic speech recognition for dysarthric speech via sample reweighting with sample affinity test," in *Interspeech 2023*, 2023, pp. 1508–1512.
- [13] Z. Jin, M. Geng, X. Xie, J. Yu, S. Liu, X. Liu, and H. Meng, "Adversarial data augmentation for disordered speech recognition," in *Interspeech 2021*, 2021, pp. 4803–4807.
- [14] Y. Zhang, Y. Zhang, B. Halpern, T. Patel, and O. Scharenborg, "Mitigating bias against non-native accents," in *Interspeech 2022*, 2022, pp. 3168–3172.
- [15] J. Nam, H. Cha, S. Ahn, J. Lee, and J. Shin, "Learning from failure: De-biasing classifier from biased classifier," in *Advances in Neural Information Processing Systems*, H. Larochelle, M. Ranzato, R. Hadsell, M. Balcan, and H. Lin, Eds., vol. 33. Curran Associates, Inc., 2020, pp. 20673–20684.
- [16] E. Kim, J. Lee, and J. Choo, "Biaswap: Removing dataset bias with bias-tailored swapping augmentation," in *2021 IEEE/CVF International Conference on Computer Vision (ICCV)*, 2021, pp. 14972–14981.
- [17] R. Tatman, "Gender and dialect bias in YouTube's automatic captions," in *Proceedings of the First ACL Workshop on Ethics in Natural Language Processing*, D. Hovy, S. Spruit, M. Mitchell, E. M. Bender, M. Strube, and H. Wallach, Eds. Valencia, Spain: Association for Computational Linguistics, Apr. 2017, pp. 53–59.
- [18] D. Rizhinashvili, A. H. Sham, and G. Anbarjafari, "Gender neutralisation for unbiased speech synthesis," *Electronics*, vol. 11, no. 10, 2022.
- [19] Y.-C. Lin, W.-C. Chen, and H.-Y. Lee, "Spoken stereotyped: on evaluating social bias toward speaker in speech large language models," in *2024 IEEE Spoken Language Technology Workshop (SLT)*, 2024, pp. 871–878.
- [20] M. Jahan, P. Mazumdar, T. Thebaud, M. Hasegawa-Johnson, J. Villalba, N. Dehak, and L. Moro-Velazquez, "Unveiling performance bias in asr systems: A study on gender, age, accent, and more," in *ICASSP 2025 - 2025 IEEE International Conference on Acoustics, Speech and Signal Processing (ICASSP)*, 2025, pp. 1–5.
- [21] J. L. Martin and K. E. Wright, "Bias in automatic speech recognition: The case of african american language," *Applied Linguistics*, vol. 44, no. 4, pp. 613–630, 12 2022.
- [22] R. Vipperla, S. Renals, and J. Frankel, "Ageing voices: The effect of changes in voice parameters on asr performance," *EURASIP Journal on Audio, Speech, and Music Processing*, vol. 2010, pp. 1–10, 2010.
- [23] A. A. Attia, J. Liu, W. Ai, D. Demszky, and C. Espy-Wilson, "Kid-whisper: Towards bridging the performance gap in automatic speech recognition for children vs. adults," in *Proceedings of the AAAI/ACM Conference on AI, Ethics, and Society*, vol. 7, 2024, pp. 74–80.
- [24] Y.-C. Lin, T.-Q. Lin, H.-C. Lin, A. T. Liu, and H. yi Lee, "On the social bias of speech self-supervised models," in *Interspeech 2024*, 2024, pp. 4638–4642.
- [25] M. Tu, A. Wisler, V. Berisha, and J. M. Liss, "The relationship between perceptual disturbances in dysarthric speech and automatic speech recognition performance," *The Journal of the Acoustical Society of America*, vol. 140, no. 5, pp. EL416–EL422, 11 2016.
- [26] L. Sari, M. Hasegawa-Johnson, and C. D. Yoo, "Counterfactually fair automatic speech recognition," *IEEE/ACM Transactions on Audio, Speech, and Language Processing*, vol. 29, pp. 3515–3525, 2021.
- [27] Y. Zhang, A. Herygers, T. Patel, Z. Yue, and O. Scharenborg, "Exploring data augmentation in bias mitigation against non-native-accented speech," in *2023 IEEE Automatic Speech Recognition and Understanding Workshop (ASRU)*, 2023, pp. 1–8.
- [28] A. Koudounas, E. Pastor, G. Attanasio, L. de Alfaro, and E. Baralis, "Prioritizing data acquisition for end-to-end speech model improvement," in *ICASSP 2024 - 2024 IEEE International Conference on Acoustics, Speech and Signal Processing (ICASSP)*, 2024, pp. 7000–7004.
- [29] P. DHERAM, M. Ramakrishnan, A. Raju, I.-F. Chen, B. King, K. Powell, M. Saboowala, K. Shetty, and A. Stolcke, "Toward fairness in speech recognition: Discovery and mitigation of performance disparities," in *Interspeech 2022*, 2022, pp. 1268–1272.
- [30] H. Shen, Y. Yang, G. Sun, R. Langman, E. Han, J. Droppo, and A. Stolcke, "Improving fairness in speaker verification via group-adapted fusion network," in *ICASSP 2022 - 2022 IEEE International Conference on Acoustics, Speech and Signal Processing (ICASSP)*, 2022, pp. 7077–7081.
- [31] J.-W. Kim, H. Yoon, W. Oh, D. Jung, S.-H. Yoon, D.-J. Kim, D.-H. Lee, S.-Y. Lee, and C.-M. Yang, "Domain adversarial training for mitigating gender bias in speech-based mental health detection," 2025.
- [32] S. G. Upadhyay, W.-S. Chien, and C.-C. Lee, "Is it still fair? investigating gender fairness in cross-corpus speech emotion recognition," in *ICASSP 2025 - 2025 IEEE International Conference on Acoustics, Speech and Signal Processing (ICASSP)*, 2025, pp. 1–5.
- [33] A. Koudounas, F. Giobergia, E. Pastor, and E. Baralis, "A contrastive learning approach to mitigate bias in speech models," in *Interspeech 2024*, 2024, pp. 827–831.
- [34] S. Masoudian, M. Frohmann, N. Rekabsaz, and M. Schedl, "Unlabeled debiasing in downstream tasks via class-wise low variance regularization," in *Proceedings of the 2024 Conference on Empirical Methods in Natural Language Processing*, Y. Al-Onaizan, M. Bansal, and Y.-N. Chen, Eds. Miami, Florida, USA: Association for Computational Linguistics, Nov. 2024, pp. 10932–10938.
- [35] J. Lee, E. Kim, J. Lee, J. Lee, and J. Choo, "Learning debiased representation via disentangled feature augmentation," in *Advances in Neural Information Processing Systems*, M. Ranzato, A. Beygelzimer, Y. Dauphin, P. Liang, and J. W. Vaughan, Eds., vol. 34. Curran Associates, Inc., 2021, pp. 25123–25133.
- [36] M. Vandenbirtz, L. Manduchi, R. Marcinkevičs, and J. E. Vogt, "Signal is harder to learn than bias: Debiasing with focal loss," 2023.
- [37] H. Orgad and Y. Belinkov, "BLIND: Bias removal with no demographics," in *Proceedings of the 61st Annual Meeting of the Association for Computational Linguistics (Volume 1: Long Papers)*, A. Rogers, J. Boyd-Graber, and N. Okazaki, Eds. Toronto, Canada: Association for Computational Linguistics, Jul. 2023, pp. 8801–8821.
- [38] R. Karimi Mahabadi, Y. Belinkov, and J. Henderson, "End-to-end bias mitigation by modelling biases in corpora," in *Proceedings of the 58th Annual Meeting of the Association for Computational Linguistics*, D. Jurafsky, J. Chai, N. Schluter, and J. Tetreault, Eds. Online: Association for Computational Linguistics, Jul. 2020, pp. 8706–8716.
- [39] Y.-C. Lin, H.-C. Chou, and H. yi Lee, "Mitigating subgroup disparities in multi-label speech emotion recognition: A pseudo-labeling and unsupervised learning approach," 2025.
- [40] S. Lloyd, "Least squares quantization in pcm," *IEEE transactions on information theory*, vol. 28, no. 2, pp. 129–137, 1982.
- [41] B. Desplanques, J. Thienpondt, and K. Demuynck, "Ecapa-tdnn: Emphasized channel attention, propagation and aggregation in tdnn based speaker verification," in *Interspeech 2020*, 2020, pp. 3830–3834.
- [42] I.-E. Veliche and P. Fung, "Improving fairness and robustness in end-to-end speech recognition through unsupervised clustering," in *ICASSP 2023-2023 IEEE International Conference on Acoustics, Speech and Signal Processing (ICASSP)*. IEEE, 2023, pp. 1–5.

- [43] H.-H. Chou, W.-S. Chien, Y.-T. Wu, and C.-C. Lee, "An inter-speaker fairness-aware speech emotion regression framework," in *Interspeech 2024*, 2024, pp. 3190–3194.
- [44] D. Ko, D. Lee, N. Park, K. Noh, H. Park, and J. Kim, "Amplibias: Mitigating dataset bias through bias amplification in few-shot learning for generative models," in *Proceedings of the 32nd ACM International Conference on Information and Knowledge Management*, ser. CIKM '23. New York, NY, USA: Association for Computing Machinery, 2023, p. 4028–4032.
- [45] E. Z. Liu, B. Haghighi, A. S. Chen, A. Raghunathan, P. W. Koh, S. Sagawa, P. Liang, and C. Finn, "Just train twice: Improving group robustness without training group information," in *Proceedings of the 38th International Conference on Machine Learning*, ser. Proceedings of Machine Learning Research, M. Meila and T. Zhang, Eds., vol. 139. PMLR, 18–24 Jul 2021, pp. 6781–6792.
- [46] X. Han, T. Baldwin, and T. Cohn, "Balancing out bias: Achieving fairness through balanced training," in *Proceedings of the 2022 Conference on Empirical Methods in Natural Language Processing*, Y. Goldberg, Z. Kozareva, and Y. Zhang, Eds. Abu Dhabi, United Arab Emirates: Association for Computational Linguistics, Dec. 2022, pp. 11335–11350.
- [47] H. Chen, Y. Ji, and D. Evans, "Addressing both statistical and causal gender fairness in NLP models," in *Findings of the Association for Computational Linguistics: NAACL 2024*, K. Duh, H. Gomez, and S. Bethard, Eds. Mexico City, Mexico: Association for Computational Linguistics, Jun. 2024, pp. 561–582.
- [48] M. Navarro, C. Little, G. I. Allen, and S. Segarra, "Data augmentation via subgroup mixup for improving fairness," in *ICASSP 2024 - 2024 IEEE International Conference on Acoustics, Speech and Signal Processing (ICASSP)*, 2024, pp. 7350–7354.
- [49] M. Hardt, E. Price, E. Price, and N. Srebro, "Equality of opportunity in supervised learning," in *Advances in Neural Information Processing Systems*, D. Lee, M. Sugiyama, U. Luxburg, I. Guyon, and R. Garnett, Eds., vol. 29. Curran Associates, Inc., 2016.
- [50] H. Wu, H.-C. Chou, K.-W. Chang, L. Goncalves, J. Du, J.-S. R. Jang, C.-C. Lee, and H.-Y. Lee, "Open-Emotion: A Reproducible EMO-Superb For Speech Emotion Recognition Systems," in *2024 IEEE Spoken Language Technology Workshop (SLT)*, 2024, pp. 510–517.
- [51] S. Chen, C. Wang, Z. Chen, Y. Wu, S. Liu, Z. Chen, J. Li, N. Kanda, T. Yoshioka, X. Xiao, J. Wu, L. Zhou, S. Ren, Y. Qian, Y. Qian, J. Wu, M. Zeng, X. Yu, and F. Wei, "Wavlm: Large-scale self-supervised pre-training for full stack speech processing," *IEEE Journal of Selected Topics in Signal Processing*, vol. 16, no. 6, pp. 1505–1518, 2022.
- [52] S. wen Yang, P.-H. Chi, Y.-S. Chuang, C.-I. J. Lai, K. Lakhota, Y. Y. Lin, A. T. Liu, J. Shi, X. Chang, G.-T. Lin, T.-H. Huang, W.-C. Tseng, K. tik Lee, D.-R. Liu, Z. Huang, S. Dong, S.-W. Li, S. Watanabe, A. Mohamed, and H. yi Lee, "Superb: Speech processing universal performance benchmark," in *Interspeech 2021*, 2021, pp. 1194–1198.
- [53] I. Loshchilov and F. Hutter, "Decoupled weight decay regularization," 2019.
- [54] H. Cao, D. G. Cooper, M. K. Keutmann, R. C. Gur, A. Nenkova, and R. Verma, "Crema-d: Crowd-sourced emotional multimodal actors dataset," *IEEE Transactions on Affective Computing*, vol. 5, no. 4, pp. 377–390, 2014.
- [55] R. Lotfian and C. Busso, "Building naturalistic emotionally balanced speech corpus by retrieving emotional speech from existing podcast recordings," *IEEE Transactions on Affective Computing*, vol. 10, no. 4, pp. 471–483, 2019.
- [56] C. Busso, S. Parthasarathy, A. Burmania, M. AbdelWahab, N. Sadoughi, and E. M. Provost, "Msp-improv: An acted corpus of dyadic interactions to study emotion perception," *IEEE Transactions on Affective Computing*, vol. 8, no. 1, pp. 67–80, 2017.
- [57] H.-C. Chou, L. Goncalves, S.-G. Leem, A. N. Salman, C.-C. Lee, and C. Busso, "Minority Views Matter: Evaluating Speech Emotion Classifiers With Human Subjective Annotations by an All-Inclusive Aggregation Rule," *IEEE Transactions on Affective Computing*, vol. 16, no. 1, pp. 41–55, 2025.
- [58] J. Li, W. Tu, and L. Xiao, "FreeVC: Towards High-Quality Text-Free One-Shot Voice Conversion," in *ICASSP 2023 - 2023 IEEE International Conference on Acoustics, Speech and Signal Processing (ICASSP)*, 2023, pp. 1–5.
- [59] H.-Y. Choi, S.-H. Lee, and S.-W. Lee, "Diff-HierVC: Diffusion-based Hierarchical Voice Conversion with Robust Pitch Generation and Masked Prior for Zero-shot Speaker Adaptation," in *Interspeech 2023*, 2023, pp. 2283–2287.
- [60] M. Baas, B. van Niekirk, and H. Kamper, "Voice conversion with just nearest neighbors," in *Interspeech 2023*, 2023, pp. 2053–2057.
- [61] Y.-C. Lin, T.-Q. Lin, C.-K. Yang, K.-H. Lu, W.-C. Chen, C.-Y. Kuan, and H.-Y. Lee, "Listen and speak fairly: a study on semantic gender bias in speech integrated large language models," in *2024 IEEE Spoken Language Technology Workshop (SLT)*, 2024, pp. 439–446.
- [62] H.-C. Lin, Y.-C. Lin, H.-C. Chou, and H.-y. Lee, "Improving speech emotion recognition in under-resourced languages via speech-to-speech translation with bootstrapping data selection," in *ICASSP 2025 - 2025 IEEE International Conference on Acoustics, Speech and Signal Processing (ICASSP)*, 2025, pp. 1–5.
- [63] Y. Meng, Y.-H. Chou, A. T. Liu, and H.-y. Lee, "Don't speak too fast: The impact of data bias on self-supervised speech models," in *ICASSP 2022 - 2022 IEEE International Conference on Acoustics, Speech and Signal Processing (ICASSP)*, 2022, pp. 3258–3262.