

Bennett Vorticity: Analytic solutions to a flowing, nonlinear, Shear-Flow Stabilized Z-pinch equilibrium

Matt Russell

The Bennett profile is a classic form for the plasma number density of an equilibrium Z-pinch that has been studied for almost a century by plasma physicists interested in nonlinear plasma pinch science, and fusion energy. By transferring the nonlinearity entirely from the number density to the plasma flow velocity the magnetic structure of the resulting flowing Z-pinch equilibrium remains unchanged whilst now being defined by a vortical flow which previously did not exist in the classic case. Due to the monotonic structure of the nonlinearity's first derivative, this analytic equilibrium is investigated to determine its validity as a Shear-Flow Stabilized Z-Pinch.

INTRODUCTION

Bennett profiles[1][2] have historically described a class of Z-pinch equilibria who possess a nonlinear density profile,

$$n(r) = \frac{n_0}{(1 + \xi^2 r^2)^2} \quad (1)$$

where

$$\xi^2 = b n_0 \quad (2)$$

is a normalizing quantity with the atomic dimension of an inverse length, and

$$b = \frac{\mu_0 e^2 u_0^2}{8k_B(T_e + T_i)} \quad (3)$$

$$(4)$$

is a characteristic parameter that describes a fluid plasma with separate temperatures for electrons and ions, and a uniform flow velocity, as well as a core plasma (number) density of n_0 .

In the ideal limit, $R_m = \mu\sigma uL \rightarrow \infty$, and from a magnetohydrodynamic perspective this means that $T_e \simeq T_i$, and

$$b = \frac{\mu_0 e^2 u_0^2}{16k_B T} \quad (5)$$

Despite the presence of a $\sim \frac{1}{r^4}$ nonlinearity in the plasma density, it turns out to be that the fluid equations of an ideal plasma, i.e., Ideal Magnetohydrodynamics (MHD) can be solved exactly, in the case of an axisymmetric equilibrium that is symmetric both azimuthally and axially, because the governing partial differential equations which describe the equilibrium reduce to an integrable system of ODEs expressing the typical fluid conservation laws augmented by the appropriate form of Maxwell's equations.

This analytic nature to the classic Bennett pinch is

critical because it means that if we swap the density and flow profiles, i.e.,

$$n(r) \rightarrow n_0 \quad (6)$$

$$u_{z,0} \rightarrow u_z(r) = \frac{u_{z,0}}{(1 + \xi^2 r^2)^2} \quad (7)$$

where $u_{z,0}$ is of course the amplitude of the core plasma flow, then the current density remains unchanged and this new equilibrium remains analytic while now possessing a non-trivial vorticity. This non-zero vorticity is more than just a mathematical curiosity as modern fusion science enjoys the advantage of the Shear-Flow Stabilized Z-Pinch, which is a form of the Z-Pinch that shapes the current density in such a way that a quasi-equilibrium appears which is stable for 1,000s of Alfvén times due to shear flow.

MOTIVATION

Investigation into pinch-based plasma physics is an active field of inquiry, and largely has been since the early days of research into the physics and engineering of plasma reactors for producing energy from the fusion of hydrogen atoms. Modern research into this subject is a rich scientific business whose major projects command expensive computer time for simulation and analysis campaigns which must be waged in order to understand the output from the fusion plasma diagnostics attached to the large, high-voltage, high-powered, experimental systems which generate the plasma, and cause the magnetic pinch(es) to occur[3][4].

Alongside this, a theoretical understanding of pinch behavior is naturally required in order to interpret the experimental observations. Modern investigations of this kind center around, and are enriched, both by the presence of nonlinear physics, as well as the subject of plasma turbulence, due to the form that the natural evolution of the pinch plasma frequently takes in experiments. Although the vortical equilibrium plasma flow which is the subject of this research paper is not the same thing as a form of strong or weak MHD turbulence, the notion of vorticity is fundamentally entangled with the study of

turbulence[5][6] so obtaining analytic solutions to a non-linear, vortical plasma equilibrium provides an expanded theoretical basis for the subject.

BACKGROUND

Research into fluid dynamics is one of the most active fields of modern physics as it brings together a wide range of scientific disciplines, and offers a rich variety of problems to researchers. When the electrical conductivity of the fluid is considered then the finite electric and magnetic fields which exist as a consequence of the flow of electric charge must be incorporated into the governing equations of fluid dynamics, and the range of possible behaviors expands.

In the ideal limit, which can be interpreted as meaning no magnetic diffusivity $\lambda = (\mu\sigma)^{-1}$, then the magnetic field acts as if it were "frozen-in" to the plasma, meaning that it is transported along with the plasma flow. The basic mechanism behind this arises from nature's abhorrence for a change in the magnetic flux of a system. Consequently, an equilibrium MHD plasma can be treated as a magnetic spring, because, in the absence of magnetic diffusion the only dynamics which are observable are the ones induced by a displacement from the magnetic equilibrium according to Lenz's law. In other words, to keep the magnetic flux the same, any arbitrary change in the field at any point in the plasma will arbitrarily induce currents in the plasma volume of such a form so as to counteract this change via their self-generated magnetic fields.

Ideal Magnetohydrodynamics

Ideal MHD, which is of course the aforementioned ideal limit and hereafter referred to just as MHD for the rest of the scope of this paper, is the simplest form that a system of governing equations for the behavior of an electrically-conducting fluid can meaningfully take. A "first-principles" derivation of this system, starting from taking suitably-closed moments of kinetic equations describing the evolution of one-particle distribution functions for each plasma species in a full 6D+t phase-space, before appropriately reducing the resulting set of fluid equations to the ideal limit, is outside the scope of this note on a particular family of nonlinear solutions to MHD. Instead, we provide a satisfactory expression for the homogeneous form of the system below for when there are no inhomogeneities present, e.g., collisions, sources of mass, momentum, or energy, etc.. The ideal gas law which is commonly used to close the moment-taking process is included at the end,

$$\frac{\partial \rho}{\partial t} + \nabla \cdot (\rho \vec{u}) = 0 \quad (8)$$

$$\frac{\partial \rho \vec{u}}{\partial t} + \nabla \cdot (\rho \vec{u} \vec{u} - \frac{\vec{B} \vec{B}}{\mu_0} + (p + \frac{B^2}{2\mu_0}) \underline{I}) = 0 \quad (9)$$

$$\frac{\partial \vec{B}}{\partial t} + \nabla \cdot (\vec{u} \vec{B} - \vec{B} \vec{u}) = 0 \quad (10)$$

$$\frac{\partial e}{\partial t} + \nabla \cdot ((e + p + \frac{B^2}{2\mu_0}) \vec{u} - \frac{\vec{B} \cdot \vec{u}}{\mu_0} \vec{B}) = 0 \quad (11)$$

$$\rho \simeq m_i n \quad (12)$$

$$e = \frac{p}{\gamma - 1} + \frac{\rho \vec{u} \cdot \vec{u}}{2} + \frac{B^2}{2\mu_0} \quad (13)$$

$$\vec{J} = ne\vec{u} \quad (14)$$

$$\vec{E} = -\vec{u} \times \vec{B} \quad (15)$$

$$p = 2nk_B T \quad (16)$$

The above system of eight nonlinear, hyperbolic, partial differential equations expresses the evolution of mass, momentum, energy, and magnetic field in a flat space-time, at non-relativistic speeds, and they are coupled to relations for the current density, electric field, plasma pressure, plasma mass density, and internal energy. Together Equations (8) - (16) completely describe the ideal limit of a fluid plasma in arbitrary geometry.

Axisymmetric MHD Equilibrium

When a homogeneous MHD flow is steady, meaning it features no quantities which depend on time, then the governing equations simplify, and they now express strong conditions for there being no divergence of the flux associated with any conservative MHD variable. Additionally, if the flow is cylindrical, and axisymmetric, meaning in the context of a cylindrical flow that its properties depend only on the radial coordinate, then it possesses both an axial, and azimuthal symmetry, and the equations simplify even further because all the axial and azimuthal derivatives vanish from the equations.

Ordinarily, the bulk plasma flow is taken to be static, i.e., $\vec{u} = 0$, in order to simplify the LHS of the momentum equation so that the force balance rests entirely on the Lorentz force and plasma pressure gradient. When the bulk plasma flow is instead nonuniform, then the equilibrium is that of a dynamic one, and there are three equations which largely define dynamic, cylindrical, axisymmetric MHD equilibria[7],

$$\nabla \cdot \vec{B} = 0 \quad (17)$$

$$\nabla \times \vec{B} = \mu_0 \vec{J} \quad (18)$$

$$\rho \vec{u} \cdot \nabla \vec{u} = \vec{J} \times \vec{B} - \nabla p \quad (19)$$

with the difference in general between the dynamic and the static case being contained in the convective term

that now shows up on the LHS of Equation (19). This term vanishes if the plasma flow is uniform, of a perturbative amplitude, or in certain equilibrium cases, e.g., a flowing Z-pinch[8].

Z-Pinch

The Z-pinch is the simplest possible axisymmetric configuration for magnetically confining a plasma whereby the Lorentz force of an axial plasma current, and the associated azimuthal magnetic field compresses ("pinches") the plasma inward against the outward-directed plasma pressure gradient,

$$\vec{J} = J_z(r)\hat{z} \quad (20)$$

$$\vec{B} = B_\theta(r)\hat{\theta} \quad (21)$$

$$\nabla p \rightarrow \frac{dp}{dr}\hat{r} \quad (22)$$

according to Equation (19). Note that the LHS of this equation will be identically zero for an arbitrary z-pinch equilibrium because the radial transport of momentum due to the advection of flow gradients through the pinch goes to zero. In general, this term reads,

$$(\vec{u} \cdot \nabla \vec{u})_r = u_r \frac{\partial u_r}{\partial r} + \frac{u_\theta}{r} \frac{\partial u_r}{\partial \theta} + u_z \frac{\partial u_r}{\partial z} - \frac{u_\theta^2}{r} \quad (24)$$

from the above it is obvious why this term will be 0 for an arbitrary Z-pinch.

When fusion research was first declassified internationally in the 50s researchers believed, largely on the back of the Z-pinch's simplicity, and buoyed by the rousing success of controlling fission, that igniting a Z-pinch would be a simple task. However, this was not the case as the Z-pinch suffers from $m = 0$, and $m = 1$ MHD instabilities, as can be shown via normal-mode analysis or an energy principle, and the device was largely abandoned as a reactor concept because it was determined to be impossible to generate a fusing Z-pinch which lived long enough to break-even.

Still, the Z-Pinch remains the most promising magnetic confinement fusion (MCF) configuration because its lack of need for external magnets, and small form-factor, makes it the simplest, and most cost-advantageous device, from an engineering perspective, when compared to toroidal configurations like the tokamak. In addition to their large form factor, and expensive external components, tokamaks also suffer from disruptions caused by runaway electrons. This last part is a serious problem for a "backbone reactor", meaning one which serves to provide base-band power for a modern energy grid, as it will either require the storage of sufficient electrical energy to maintain grid operation during disruptions, or multiple tokamaks would be required, thereby further increasing the cost, and complexity.

Shear-Flow Stabilization

Modern Z-pinch fusion science also benefits from joiner with a stabilized form of the Z-pinch based on shear-flow-driven phase mixing of the different instabilities that allows a pinch lifetime of 1,000's of Alfven times. Previous successful attempts to stabilize the Z-pinch involved the usage of wall image currents, hard-cores, or external arrays of magnetic coils to produce a stable confinement. None of these solutions are "power plant friendly" as, respectively, they will either lead to unsustainably short service lifetimes due to the enhanced melting of the wall, increased expense and operational downtime from the need for hard-core procurement and maintenance, and in general just increase the engineering costs, and complexity while presenting a set of new problems which lead the Z-pinch away from what makes it so promising, if stabilized. Which, it has been.

The modern, shear-flow stabilized (SFS) Z-Pinch is currently being developed at Zap Energy, and the FuZE device is currently the subject of a number of computational studies which focus on simulating the plasma using multi-fluid models[9]. These studies are closely coupled to theoretical work on the subject, where the leading thought is to model the pinch using the marginally-stable equilibrium of Kadomtsev[10]. Experimental observations of FuZE show a rotating, turbulent pinch with a lifetime that is on the order of 1,000's of Alfven times, indicating the achievement of a quasi-equilibrium Z-pinch. This magnetic stability arises from a shear flow in the axial plasma velocity of the axisymmetric equilibrium, meaning,

$$\frac{du_z}{dr} \geq 0.1kV_A \quad (25)$$

where $k = \frac{2\pi}{L}$ is naturally the wavenumber of the unstable mode, and $V_A = \frac{B}{\sqrt{\rho\mu}}$ is the velocity of Alfven waves, i.e., transverse disturbances in the magnetic field which play a fundamental role in the plasma dynamics.

Bennett Pinch

Let us consider a Z-pinch where Equation (20) is described by,

$$J_z(r) = \frac{en_0u_{z,0}}{(1 + \xi^2r^2)^2} \quad (26)$$

which is the classic Bennett current, and can be inserted into Ampere's Law, Equation (18), and integrated via u-substitution or symbolic computation to yield the azimuthal magnetic field that provides the magnetic tension,

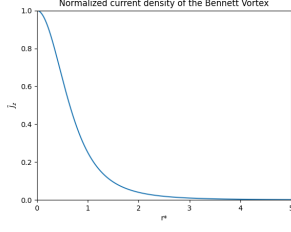


FIG. 1. Normalized profile of the plasma current density for a Bennett pinch, Equation (26). $\tilde{J}_z = \frac{J_z}{en_0 u_{z,0}}$, and $r^* = \frac{r}{L^*} = r\xi$. The key feature to notice is the evanescence of the profile over a handful of scale-lengths without the need for any piecewise constructions that introduce discontinuities in the solution.

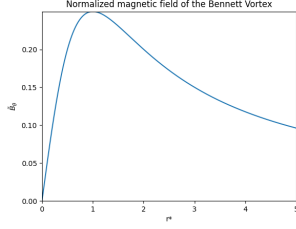


FIG. 2. Normalized profile of the magnetic field for a Bennett pinch, Equation (27), with $\tilde{B}_\theta = \frac{\xi}{A} B_\theta$. Note the need to introduce an extra factor of ξ into the form in order to properly normalize the length, completely. Outside of the region where the bulk plasma current goes to zero the magnetic field goes as $\sim \frac{1}{r}$ while inside this region the shape of the field is influenced by the nonlinear plasma current. Comparison with the other normalized profiles will convince that this $\frac{1}{r}$ -dependence is a much slower falloff, comparatively. Also, observe that the theory gives a trivial solution for the value of the core magnetic field.

$$B_\theta(r) = \frac{A}{2} \frac{r}{(1 + \xi^2 r^2)^2} \quad (27)$$

$$A = \mu_0 en_0 u_{z,0} \quad (28)$$

For a classic Bennett pinch, this is enough to completely solve the entire system as the plasma number density has already been specified. Note that due to the uniform flow velocity this flow possesses identically zero vorticity,

$$\vec{\omega} = \nabla \times \vec{u} \quad (29)$$

and note as well that the magnetic tension is absent any singularities, but also gives a trivial answer for the field in the plasma core. Normalized profiles of these quantities are plotted in Figures (1), (2).

An analytic form for the plasma pressure of a Bennett pinch can be integrated from the equation of motion with a suitable choice for the pressure of the core plasma, p_0 ,

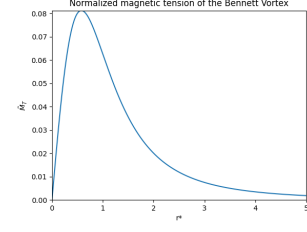


FIG. 3. Normalized profile of the magnetic tension for a Bennett pinch, $M_T = \frac{B_\theta^2}{\mu r}$. The normalized profile displayed here is given by $\tilde{M}_T = M_T \frac{\mu \xi}{A^2} = \frac{\tilde{B}_\theta^2}{r^*}$. The lack of singularity in the profile is due to the nonlinear dependence of B_θ , i.e., the Bennett profile.

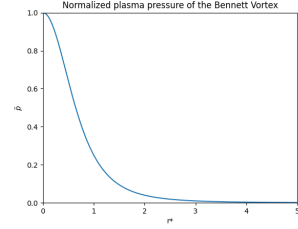


FIG. 4. Normalized plasma pressure of the Bennett vortex as a function of the dimensionless coordinate $r^* = r\xi$. $\tilde{p} = \frac{p}{p_0}$ is plotted here, and there is a specific requirement for $p_0 = \frac{A^2}{8\xi^2\mu}$ to achieve the dimensionless form. This amounts to the trivial constraint that $T \neq 0$ which is an uninteresting limit in the theory because it represents a plasma with zero thermal energy, i.e., a trivial one.

$$p(r) = p_0 - \frac{A^2}{8\mu_0} r^2 \frac{2 + \xi^2 r^2}{(1 + \xi^2 r^2)^2} \quad (30)$$

and the profile is plotted in Figure (4). Note that an adiabatic gas law cannot be invoked as it would violate the requirement that a Bennett vortex has for a uniform density, so an ideal gas law must then be specified to close the system of equations. This translates into a temperature gradient, rather than a density, but the form will be the same.

RESULTS

Bennett Vortex

When the plasma flow carries the nonlinearity, instead, the magnetic field and overall equilibrium remains mostly unchanged, except for the convective electric field, but now the vorticity is described by,

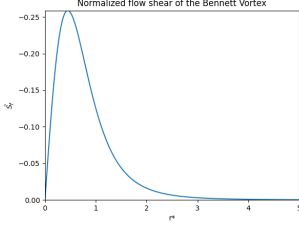


FIG. 5. A plot of the normalized shear flow profile with $L^* = \xi^{-1} = (bn_0)^{-\frac{1}{2}}$ being the normalizing length scale used in the problem. Note that the y-axis values are negative, and therefore that the flow is monotonically-decreasing as $\lim_{r \rightarrow \infty} \omega_\theta = 0$. This implies that $-\tilde{S}_f$, as given in Eqn. (33) is monotonically-increasing. This is absolutely critical to the characterization of this flowing, nonlinear Z-Pinch as that of an SFS equilibrium because $-\tilde{S}_f > 0$ expresses the ideal limit of the SFS criterion, Equation (25)

$$\vec{\omega} = \omega_\theta(r)\hat{\theta} = -\frac{du_z}{dr}\hat{\theta} \quad (31)$$

$$= \frac{4\xi^2 u_{z,0} r}{(1 + \xi^2 r^2)^3} \quad (32)$$

This is very convenient because immediately we can check whether or not the Bennett vortex could be a toy model for an SFS Z-pinch by looking at whether or not the flow-shear is everywhere positive, and therefore the flow is monotonically-increasing as it needs to be to maintain a state of quasi-equilibrium during the periods of intense Alfvénic activity which are characteristic of FuZE runs. In fact, for the Bennett vortex it is the exact opposite, and the flow shear is, suggestively, a monotonically-decreasing function in actuality. This profile is plotted in Figure 5 for the normalized profile,

$$\tilde{S}_f = \frac{1}{4\xi u_{z,0}} \frac{du_z}{dr} \quad (33)$$

where $r^* = \xi r$.

The obvious thing to do at this juncture, for the purpose of studying the validity of the SFS criterion as applied to this equilibrium, is just to flip the direction of the plasma flow, and have it travel in the $-\hat{z}$ direction, instead. In that case, the flow shear now is everywhere positive, and it can be evaluated for validity as an example of a toy model of a SFS Z-Pinch, with the understanding that a similar flipping of direction is introduced in the current density, and magnetic field. This operation does not interfere with the equilibrium because the Lorentz force, and therefore plasma pressure gradient, remain unchanged.

The convective electric field changes form now that the nonlinearity has been transferred from the density to the plasma flow speed. Into Equation (15), Equation (19)

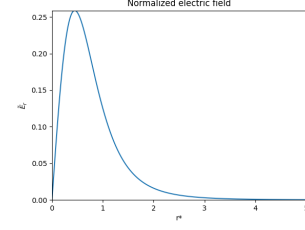


FIG. 6. Normalized profile of the convective electric field. $\tilde{E} = \frac{E}{E_0}$ where $E_0 = \frac{A^2}{2ne\mu\xi}$. Compare this with Figure (5) as they are the same profile, up to the temperature-dependent normalization, albeit with the difference of a negative sign, and the amplitude of the normalizing factor.

can be inserted with the convective term being taken as identically zero,

$$\therefore \vec{E} = -\frac{1}{n_0 e} \vec{J} \times \vec{B} \quad (34)$$

$$= -\frac{1}{ne} \frac{dp}{dr} \hat{r} \quad (35)$$

$$= \frac{1}{ne} \frac{A^2}{2\mu} \frac{r}{(1 + \xi^2 r^2)^3} \hat{r} \quad (36)$$

This profile is plotted in Figure (6).

FUTURE WORK AND CONCLUSION

The Bennett vortex expresses a valid SFS Z-pinch equilibrium in the ideal limit, $L \rightarrow \infty$ with the understanding that the flow direction must be reversed from the positive direction for strict adherence to the validity condition. This reversal introduces no difficulties into the equilibrium equations as the negative sign either everywhere annihilates with a twin, or disappears into a zero.

Of course, the Bennett vortex is just a toy model for a SFS Z-Pinch that is based on Ideal MHD, meaning certain physics is neglected which is important in real SFS Z-Pinches. The focus of contemporary researchers in this direction concerns themselves with a revisitation of the marginally-stable Kadomtsev pinch. However, accurate modelling of real-world fusion physics requires the usage of relativistic physics to capture the behavior of suprathermal electrons which are engendered by alpha heating. Next steps in this direction would be well-chosen if they instead utilized a relativistic electron fluid, e.g., a moment-taking process based on a Maxwell-Jüttner distribution. Furthermore, at a minimum this relativistic electron fluid needs to be taken as part of a multi-fluid model which also treats thermal electrons, and the alphas.

Theoretical investigation is just one of the three cornerstones of scientific inquiry. To accompany the work presented here, and further explore the nature of the

Bennett vortex as expressing a state of shear-flow stabilization, numerical experiments can naturally be carried out in this direction. Additionally, modern computational fusion science benefits from a natural coupling to GPU computing as fusion devices offer the promise of powering massive datacenters while GPUs provide the high-performance targets for the high-performance scientific applications that modern fusion plasma pinch science needs, like imhd-CUDA an open-source, CUDA C, 3D, time-dependent, FVM-based solver which the author has written.

imhd-CUDA solves the equations of Ideal MHD on an orthogonal mesh, and is an HPC application which is appropriate for this kind of work as it takes only half an hour of walltime to fully render video of flowing MHD equilibria being solved on a 400x400x400 mesh for 100 timesteps. Furthermore, imhd-CUDA possesses a modular structure which allows the usage of tokens to hash into the launching of arbitrary CUDA kernels via C++. Additionally, imhd-CUDA offers users a simple Python frontend launcher that abstracts away the encapsulating C++, and low-level, high-performing, CUDA C kernels.

-
- [1] J. Allen and L. Simons, The bennett pinch for non-relativistic electrons, *J. Plasma Phys.*, vol. 84 (2018).
 - [2] W. H. Bennett, Magnetically self-focussing streams, *Physical Review*, Volume 45 (1934).
 - [3] D. J. Ampleford, S. N. Bland, M. E. Cuneo, S. V. Lebedev, D. B. Sinars, C. A. Jennings, E. M. Waisman, R. A. Vesey, G. N. Hall, F. Suzuki-Vidal, J. P. Chittenden, and S. C. Bott, Demonstration of radiation pulse-shaping capabilities using nested conical wire-array z-pinchs, *IEEE Transactions on Plasma Science* **40**, 3334 (2012).
 - [4] U. Shumlak, B. Nelson, and B. Levitt, The sheared-flow-stabilized z-pinch approach to fusion energy, in *2023 IEEE International Conference on Plasma Science (ICOPS)* (2023) pp. 1–1.
 - [5] P. Davidson, *Introduction to Magnetohydrodynamics* (Cambridge University Press, 2017).
 - [6] P. Davidson, *Turbulence* (Cambridge University Press, 2015).
 - [7] J. P. Friedberg, *Ideal MHD* (Cambridge University Press, 2014).
 - [8] J. Huba, *NRL Plasma Formulary* (Naval Research Laboratory, 2013).
 - [9] E. T. Meier and U. Shumlak, Development of five-moment two-fluid modeling for z-pinch physics, *Physics of Plasmas* **28**, 092512 (2021), https://pubs.aip.org/aip/pop/article-pdf/doi/10.1063/5.0058420/13420598/092512_1_online.pdf.
 - [10] D. W. Crews, I. A. M. Datta, E. T. Meier, and U. Shumlak, The kadomtsev pinch revisited for sheared-flow-stabilized z-pinch modeling, *IEEE Transactions on Plasma Science* **52**, 4804 (2024).