

Thermal avalanches in isolated many-body localized systems

Muhammad Sajid,^{1,2} Rozhin Yousefjani,^{3,*} and Abolfazl Bayat^{1,2,4,†}

¹*Institute of Fundamental and Frontier Sciences,*

University of Electronic Science and Technology of China, Chengdu 611731, P. R. China

²*Key Laboratory of Quantum Physics and Photonic Quantum Information, Ministry of Education, University of Electronic Science and Technology of China, Chengdu 611731, P. R. China[‡]*

³*Qatar Center for Quantum Computing, College of Science and Engineering, Hamad Bin Khalifa University, Doha, Qatar[‡]*

⁴*Shimmer Center, Tianfu Jiangxi Laboratory, Chengdu 641419, China*

(Dated: June 6, 2025)

Many-body localization is a profound phase of matter affecting the entire spectrum which emerges in the presence of disorder in interacting many-body systems. Recently, the stability of many-body localization has been challenged by the avalanche mechanism, in which a small thermal region can spread, destabilizing localization and leading to global thermalization of the system. A key unresolved question is the critical competition between the thermal region's influence and the disorder strength required to trigger such an avalanche. Here, we numerically investigate many-body localization stability in an isolated Heisenberg spin chain of size L subjected to a disordered magnetic field. By embedding a tunable thermal region of size P , we analyze the system's behavior in both static and dynamical regimes using entanglement entropy and the gap ratio. Our study yields two main findings. Firstly, for strong disorder, the avalanche only occurs if the thermal region scales with system size, specifically when P/L exceeds a threshold value. Secondly, at strong disorder, we identify an intermediate phase between many-body localization and ergodic behavior as P increases. This intermediate phase leaves its finger print in both static and dynamic properties of the system and tends to vanish in the thermodynamic limit. Although our simulations are restricted to finite system sizes, the analysis suggests that these results hold in the thermodynamic limit for isolated many-body systems.

Introduction.— The presence of disorder in interacting many-body systems results in the emergence of an interesting phase of matter known as many-body localization (MBL) which affects the entire spectrum of the system [1–6]. Over the past decade, many distinctive features of MBL have been identified, including the breakdown of eigenstate thermalization hypothesis [7–9], the emergence of quasi-local integrals of motion [10, 11], Poisson-like level statistics [12–16], the emergence of mobility edge [15, 17, 18], area-law entangled eigenstates [19, 20], and logarithmically slow entanglement growth [21–27]. Thanks to recent advancement in quantum technologies, various aspects of MBL have also been tested experimentally on various physical platforms [28–51]. Nonetheless, the stability of the MBL phase in the presence of a small thermal region in the system has been challenged by the avalanche theory [52, 53]. Thus, a key open question is to identify the criteria, likely dependent on both the size of the thermal region and the disorder strength, that trigger an avalanche, thereby destabilizing the MBL phase.

Analytical studies and renormalization group approaches indicate that quantum avalanches can arise when small ergodic regions or thermal inclusions act as local baths, gradually absorbing the surrounding localized degrees of freedom [52–59]. In this scenario, MBL is not a genuine thermodynamic phase but only a prethermal regime that breaks down at sufficiently long times [60–63] or large system sizes [64]. The avalanche mechanism has been investigated via two primary

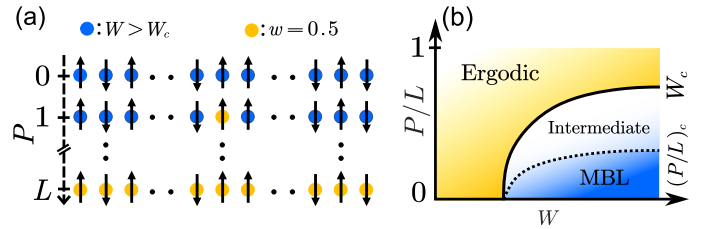


FIG. 1. (a) Schematic of our model system. While the dark points are exposed to strong random disorder, the light points are subjected to a weak random disorder of strength $w=0.5$. (b) Graphical visualization of the phase diagram as a function of disorder strength W and the size of the weak-disorder region P/L . The solid (dashed) line indicates the phase boundary controlled by the critical W (P/L). The intermediate area gives a rough approximation of the region wherein the MBL is unstable in the thermodynamic limit.

frameworks: (i) isolated systems, where weak (or zero) disorder defines the thermal region [57, 64, 65]; and (ii) open quantum systems, where the thermal region couples to an external bath [66–69]. Experimental evidence for avalanche-like behavior has recently been observed in cold-atom systems [70].

In contrast, a parallel line of research argues that MBL can persist even in systems with avalanche-inducing features, provided that certain conditions are satisfied [59, 65–67, 71, 72]. These studies show that localization instability is not universal and may depend sensitively on system architecture [56, 71–74], interaction

range [75, 76], or even the characteristics of the thermal regions [77]. For instance, while a fixed-size bath that is described by a suitable random matrix predicts the instability of the MBL [58], the presence of the same size thermal region in the Heisenberg chain may not destabilize the MBL phase [65]. Indeed, to resolve these conflicts a systematic analysis of MBL instability under the presence of a thermal region is highly desirable. Here, we address this issue by numerically investigating the stability of the MBL in an isolated Heisenberg spin chain of size L subjected to a random magnetic field. We intentionally embed a thermal region of P spins with weak-disorder and analyze the system's static and dynamical behavior using entanglement entropy and the gap ratio. Our results show that avalanches occur in strongly disordered systems only when the thermal region scales with system size and particularly exceeds a threshold value of $P/L > 0.1$. As P increases, an intermediate phase emerges between the MBL and ergodic regimes, manifesting in both static and dynamic properties of the system. However, this phase is expected to vanish in the thermodynamic limit. Fig. 1 (b) presents a graphical visualization of the extracted phase diagram as a function of disorder strength W and the relative size of the thermal region P/L . The solid (dashed) line approximates the phase boundaries controlled by disorder strength W (relative size of the thermal region P/L).

Model and methodology.— We consider a Heisenberg spin-1/2 chain of size L in the presence of disordered magnetic fields as

$$H = J \sum_{i=1}^{L-1} \boldsymbol{\sigma}_i \cdot \boldsymbol{\sigma}_{i+1} + W \sum_{i \notin \mathcal{P}} r_i \sigma_i^z + w \sum_{i \in \mathcal{P}} r_i \sigma_i^z, \quad (1)$$

where, $J=1$ is the exchange coupling, $\boldsymbol{\sigma}_i = (\sigma_i^x, \sigma_i^y, \sigma_i^z)$ is the vector of Pauli matrices, r_i 's are random numbers drawn from a uniform distribution $[-1, 1]$, $w=0.5$ is a fixed weak disorder strength which affects the P spins at the center of the chain (which we call it region \mathcal{P}) and W is a controllable disorder strength which affects the spins out of the region \mathcal{P} . See Fig. 1(a) for the schematic of the system. Since the Hamiltonian conserves total magnetization $\sigma_{\text{tot}}^z = \sum_i \sigma_i^z$, we restrict our numerical analysis to the special sector of the spectrum which is spanned by a set of eigenstates $\{|E_k\rangle\}$ such that $\langle E_k | \sigma_{\text{total}}^z | E_k \rangle = 0$. We investigate the physics of the system by controlling two parameters, namely W and P . Without the weak-disorder region \mathcal{P} , namely for the fully disordered chain, the system exhibits a phase transition at a specific disorder strength $W=W_c$ between ergodic and MBL phases. In the following, we investigate the MBL transition and its stability for $P>0$ through static and dynamical analysis.

Static analysis.— In the static case, we calculate two standard quantities, namely the gap ratio (GR) and bipartite entanglement entropy (EE), for 50 eigenenergies E_k and the corresponding eigenstates $|E_k\rangle$ in the mid-spectrum $\varepsilon=0.5$ of the Hamiltonian H , extracted using the exact diagonalization method after normalizing the energy spectrum as $\varepsilon = (E_k - E_{\min}) / (E_{\max} - E_{\min})$ wherein E_{\max} (E_{\min}) is the largest (smallest) eigenenergy of the system. For an ordered set of eigenenergies $\{E_k\}$, with energy gaps between consecutive levels $\delta_k = E_{k+1} - E_k$, the ratio $r_k = \min(\delta_{k+1}, \delta_k) / \max(\delta_{k+1}, \delta_k)$ and its average $\overline{\langle r \rangle}$ over energy levels and sample realizations can diagnose a global change in spectral statistics. Strong repulsion between neighboring levels in the ergodic phase yields Gaussian distribution with $\overline{\langle r \rangle} \simeq 0.5307$. However, the MBL phase exhibits Poisson distribution with $\overline{\langle r \rangle} \simeq 0.3863$. The EE for each eigenstate $|E_k\rangle$ is calculated by dividing the chain into two halves A and B regardless of weak-disorder region \mathcal{P} , and using $S(|E_k\rangle) = -\text{Tr}[\rho_A^k \ln \rho_A^k]$, where $\rho_A^k = \text{Tr}_B[|E_k\rangle \langle E_k|]$ is the reduced density matrix of the subsystem A obtained after tracing out the subsystem B . In the ergodic phase, eigenstates are expected to resemble random pure states, exhibiting volume-law EE consistent with Page entropy $S_P = \sum_{k=1}^{\mathcal{H}_A \mathcal{H}_B} \frac{1}{k} - \frac{(\mathcal{H}_A - 1)}{2\mathcal{H}_B}$, wherein \mathcal{H}_A (\mathcal{H}_B) is the dimension of the Hilbert space associated with the subsystem A (B) [78, 79]. Studies indicate that highly excited eigenstates in the MBL phase obey an area law for bipartite entanglement, due to the emergent integrability [80, 81]. Therefore, averaged EE over eigenstates and disorder realizations $\overline{\langle S \rangle}$, results in $\overline{\langle S \rangle} / S_P \rightarrow 1$ in the ergodic phase, and $\overline{\langle S \rangle} / S_P \rightarrow 0$ in the MBL phase.

The interplay between the MBL and ergodic phases is determined by two competing factors: (i) the disorder strength W ; and (ii) the size of the thermal region \mathcal{P} , indicated by P spins. While increasing W tends to localize the system, increasing P weakens the effect of disorder and tends to thermalize the system. In order to investigate these effects, we first fix P and vary W . By increasing W , the system goes through a phase transition from the ergodic to the localized phase. Figure 2(a) depicts the behavior of $\overline{\langle S \rangle} / S_P$ as a function of the disorder strength W , for different system sizes $L \in [10, \dots, 16]$, when $P=0$. As the figure shows, the system is ergodic for small disorders and $\overline{\langle S \rangle} / S_P \rightarrow 1$, indicating that the EE fulfills the volume-law entanglement, while increasing disorder W leads to localization and $\overline{\langle S \rangle} / S_P \rightarrow 0$ [82]. The transition between these two phases happens at $W=W_c$. Thanks to scale invariant behavior at the phase transition point, one can utilize finite-size scaling analysis [83–85] to extract the critical value $W_c \simeq 4.674$ as the prediction for the transition point in the thermodynamic limit, for a system with $P=0$. Similar analysis can be performed for the

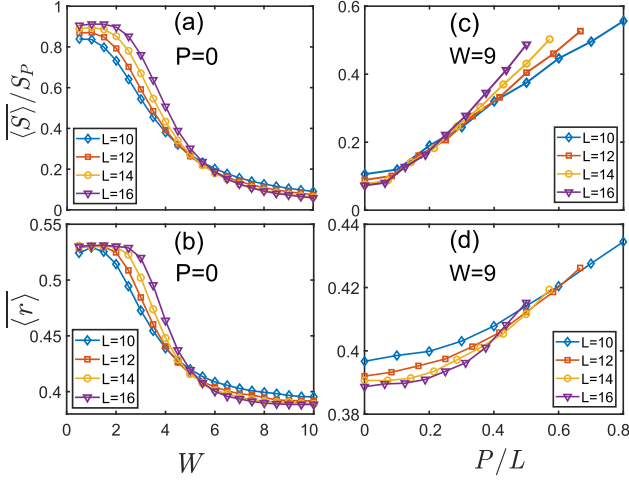


FIG. 2. (a)-(b) the averaged EE and averaged GR, respectively, as a function of disorder strength W in fully disordered chains of different sizes. (c)-(d) $\langle S \rangle / S_P$ and $\langle r \rangle$, respectively, as a function of P/L in systems with varying sizes exposed to strong disorder $W=9$. The results for EE and GR are obtained using 1000–2000 and 10000–25000 realizations, respectively.

GR which is shown in Fig. 2(b). Decreasing GR from $\langle r \rangle \simeq 0.5307$ to $\langle r \rangle \simeq 0.3863$ clearly demonstrates the transition from the ergodic to the MBL phase. Here, finite-size scaling analysis results in $W_c \simeq 4.882$ (for $P=0$), which is close to the value identified by the EE. Repeating the above analysis, using either EE or GR, we extract W_c for various values of P and report the results in the Supplementary Materials (SM).

Alternatively, one can fix disorder strength W to a large value, enough for localizing the system for $P=0$, and then increase P to gradually thermalize the system. In Fig. 2(c), we plot $\langle S \rangle / S_P$ as a function of P/L , keeping $W=9$ fixed, for various system sizes. Several important features are observed. First, regardless of the system size, MBL can survive the presence of a small weak-disorder region \mathcal{P} , evidenced by the early plateau of the curves. Second, after the initial plateau when $P/L > 0.1$, the value of EE increases linearly by increasing P/L such that the system eventually thermalizes to a volume law state. Third, the rise of EE for $P/L > 0.1$, is sharpened as the system size increases suggesting that in the thermodynamic limit, thermalization occurs abruptly. In Fig. 2(d), we depict $\langle r \rangle$ versus P/L in systems with different sizes, keeping the disorder strength fixed at $W=9$. The results provide further qualitative confirmation for the findings from the EE. Initially, the GR increases very slowly indicating the resilience of the MBL phase against small weak-disorder regions in all considered system sizes. The growth of the GR increases significantly as P/L increases, again indicating the instability of the MBL for reasonably large weak-disorder regions. Similar to the EE case,

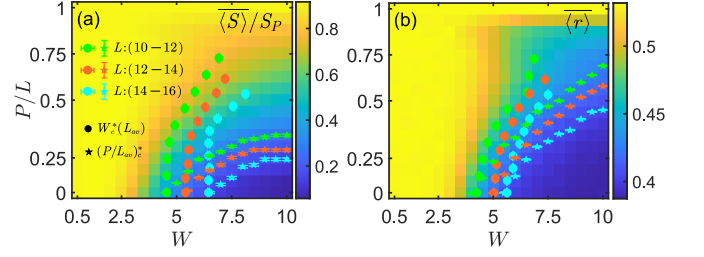


FIG. 3. (a) averaged EE $\langle S \rangle / S_P$ and (b) averaged GR $\langle r \rangle$ as a function of W and P/L in a system of size $L=16$. In both panels, the solid circles represent the estimated $W_c^*(L_{av})$ for fixed P 's. The other colorful markers represent the extracted $(P/L_{av})_c^*$ for fixed W 's. As graphically visualized in Fig. 1(b), three distinct regions are classified as 1. ergodic, 2. intermediate, and 3. localized.

the growth rate sharpens as the system size increases. The above observations, for both GR and EE, lead us to the following conjecture: to trigger an avalanche and destabilize the MBL phase, the ratio P/L should exceed a critical threshold, i.e. $P/L \gtrsim 0.1$.

To illustrate a complete picture of the effect of both disorder strength and the weak-disorder region, in Fig. 3(a) we plot $\langle S \rangle / S_P$ versus W and P/L , obtained in a system of size $L=16$. The light yellow area represents the ergodic phase and the dark blue determines the MBL spot. As mentioned above, there are two ways to obtain the phase boundary (i) we can fix P and vary W ; or (ii) we can fix disorder strength W and vary P . In the first approach, we find the intersection of $\langle S \rangle / S_P$ curves for system of sizes L and $L+2$ when they are plotted as a function of W for a given P , e.g. see Fig. 2(a) for $P=0$. The intersection point $W_c^*(L_{av})$, with $L_{av}=L+1$ is taken as the finite-size transition point, at a given P , see the SM for more details. The results for $W_c^*(L_{av})$ are shown in Fig. 3(a) with solid circles. Different lines correspond to different sets of system sizes that are used to extract $W_c^*(L_{av})$. The smooth dependence of the EE on L and W , especially at $P=0$, guarantees that $W_c^*(L_{av})$ is a lower bound for the MBL transition point in the thermodynamic limit, namely W_c . As it is evident, by increasing P , the phase boundary initially remains straight and then bends after $P/L \gtrsim 0.25$. This shows that the MBL phase is indeed stable against the presence of small thermal regions. On the other hand, one can also determine the phase boundary between the ergodic and the MBL phases by fixing W and varying P . For every given W , we determine the transition point $(P/L_{av})_c^*$ by finding the intersection point of $\langle S \rangle / S_P$ curves for systems of size L and $L+2$, when they are plotted as a function of P/L for a fixed value of W , e.g. see Fig. 2(c) for $W=9$. The results are shown by stars in Fig. 3(a). Interestingly, the phase boundary between the MBL and

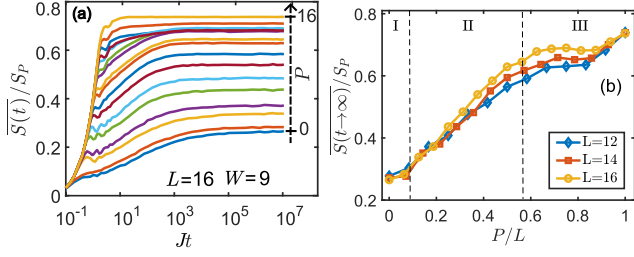


FIG. 4. (a) The dynamic of EE in a system of size $L=16$ for different values of P , when the system with $P=0$ is determined as localized in the presence of strong disorder $W=9$. (b) the saturated values of the EE, namely $\overline{S(t \rightarrow \infty)}/S_P$, as a function of P/L when the size of the system varies and $W=9$. The results are obtained using 200–400 realizations.

the ergodic phase is found to be different depending on the two above approaches. This suggests that there exists an intermediate region between the ergodic and the MBL phase, which we cannot decisively label as MBL or ergodic. We call this area in the phase diagram the intermediate phase, which is also schematically shown in Fig. 1(b). As discussed for Figs. 2(c) and (d) (see also the SM for other W values), this intermediate phase tends to vanish in the thermodynamic limit as the localization to ergodic transition accelerates by increasing the system size.

Having elucidated the EE behavior for inspecting the stability of MBL, we now focus on the GR. In Fig. 3 (b) we report the obtained $\langle r \rangle$ as a function of W and P/L for a system of size $L=16$. By repeating the above analysis to determine the phase boundaries, one again finds different phase boundaries depending on whether W is varied while P/L is kept fixed or P/L is varied while W is fixed. Similar to the EE, the GR also shows relative stability for the MBL phase for small values of P/L , which is evident in the bending of the phase boundary as P/L increases. Clearly, the GR analysis also leaves an intermediate phase between the ergodic and the MBL phases, which is not fully decisive. Therefore, both EE and GR predict an intermediate phase for finite systems which lies between the MBL and the ergodic phases.

Dynamical analysis.— The impact of thermal region \mathcal{P} on MBL instability should also be observable in the dynamics of the system. We consider the time evolution of EE when the system is initially prepared in the Néel state $|\psi(0)\rangle = |\uparrow\downarrow \cdots \uparrow\downarrow\rangle$. The quantum state at time t is then given by $|\psi(t)\rangle = e^{-itH} |\psi(0)\rangle$, whose EE is computed by tracing out the spins in half of the system. We use 200–400 disorder realizations (depending on L) to get the average EE $\overline{S(t)}$. It is well-known that in the ergodic phase EE grows linearly in time, namely $\overline{S(t)}/S_P \sim t$, till it saturates to the volume-law value and, therefore, results in $\overline{S(t)}/S_P \rightarrow 1$ [86]. On the other hand, in the MBL phase, EE grows logarithmically in time, namely $\overline{S(t)}/S_P \sim \ln(t)$ [87], and eventually saturates

into an entangled state which may exhibit extensive entanglement, though lower than thermal states [80, 87]. This slow growth of entanglement is due to an extensive set of quasi-local integrals of motions [88]. Interactions produce tiny energy shifts among these quasi-local integrals of motions that dephase product-state superpositions, hence entangling distant regions over exponentially long time [82].

In Fig. 4(a), we plot $\overline{S(t)}/S_P$ as a function of time in a system with disorder strength $W=9$ for different choices of P . As the results show, for $P=0$ where the system is in the MBL phase, EE grows logarithmically in time before saturation to $\overline{S(t \rightarrow \infty)}/S_P \simeq 0.26$. In contrast, for $P=L$, i.e. ergodic phase, EE exhibits linear growth in time which eventually saturates to $\overline{S(t \rightarrow \infty)}/S_P \simeq 0.74$. To see the impact of the thermal region \mathcal{P} , we focus on the saturated value of EE at long time scales. In Fig. 4(b), we plot $\overline{S(t \rightarrow \infty)}/S_P$ as a function of P/L for $W=9$ and various system sizes. Consistent with the static analysis, three distinct regions can be recognized: (i) the early plateau in region I, i.e. $P/L \lesssim 0.1$, indicates a robust MBL phase which resists against thermalization; (ii) the linear rise of the saturated EE in region II, i.e. $0.1 \lesssim P/L \lesssim 0.6$, determines the intermediate phase where the system tends to thermalize but has not yet reached the volume-law; and (iii) the final region III, i.e. $P/L \gtrsim 0.6$ where $\overline{S(t \rightarrow \infty)}/S_P$ remains almost flat indicating the thermal phase. In region II, the linear increase of $\overline{S(t \rightarrow \infty)}/S_P$ becomes sharper in systems of larger sizes suggesting that the intermediate phase vanishes in the thermodynamic limit. These observations are completely in line with our static results.

Conclusion.— The delicate balance between disorder strength and the minimum size of a thermalizing region for triggering the avalanche effect remains a central open question in understanding MBL stability. Here, we systematically address this question in an isolated Heisenberg spin chain subjected to random fields by analyzing EE and GR in both static and dynamical scenarios. Two main findings can be highlighted. First, we show that in isolated systems in order to destabilize the MBL phase the size of the thermal region should increase with system size such that P/L exceeds a threshold value, which our simulations suggest to be $P/L \gtrsim 0.1$. Second, under strong disorder, enlarging the thermal region drives the system into an intermediate phase before fully thermalizing it. The intermediate phase exhibits hybrid characteristics, neither fully localized nor completely ergodic and can be identified in both static and dynamical analysis in finite systems. The intermediate phase seems to shrink as the system size increases suggesting that in the thermodynamic limit it will vanish.

Acknowledgments.— We acknowledge support from the National Natural Science Foundation of China (Grants

No. 12050410253, No. 92065115 and No. 12274059).

* ryousefjani@hbku.edu.qa

† abolfazl.bayat@uestc.edu.cn

‡ The first two authors have contributed equally to this paper.

- [1] E. Altman, Many-body localization and quantum thermalization, *Nat. Phys.* **14**, 979 (2018).
- [2] D. A. Abanin and Z. Papić, Recent progress in many-body localization, *Ann. Phys.* **529**, 1700169 (2017).
- [3] D. A. Abanin, E. Altman, I. Bloch, and M. Serbyn, Colloquium: Many-body localization, thermalization, and entanglement, *Rev. Mod. Phys.* **91** (2019).
- [4] E. Altman and R. Vosk, Universal dynamics and renormalization in many-body-localized systems, *Annu. Rev. Condens. Matter Phys.* **6**, 383 (2015).
- [5] D. A. Abanin, J. H. Bardarson, G. De Tomasi, S. Gopalakrishnan, V. Khemani, S. A. Parameswaran, F. Pollmann, A. C. Potter, M. Serbyn, and R. Vasseur, Distinguishing localization from chaos: Challenges in finite-size systems, *Ann. Phys.* **427**, 168415 (2021).
- [6] J. Z. Imbrie, On many-body localization for quantum spin chains, *J. Stat. Phys.* **163**, 998 (2016).
- [7] M. Srednicki, Chaos and quantum thermalization, *Phys. Rev. E* **50**, 888 (1994).
- [8] M. Rigol, V. Dunjko, and M. Olshanii, Thermalization and its mechanism for generic isolated quantum systems, *Nature* **452**, 854 (2008).
- [9] R. K. Panda, A. Scardicchio, M. Schulz, S. R. Taylor, and M. Žnidarič, Can we study the many-body localisation transition?, *EPL* **128**, 67003 (2020).
- [10] M. Serbyn, Z. Papić, and D. A. Abanin, Local conservation laws and the structure of the many-body localized states, *Phys. Rev. Lett.* **111**, 127201 (2013).
- [11] D. A. Huse, R. Nandkishore, and V. Oganesyan, Phenomenology of fully many-body-localized systems, *Phys. Rev. B* **90**, 174202 (2014).
- [12] V. Oganesyan and D. A. Huse, Localization of interacting fermions at high temperature, *Phys. Rev. B* **75**, 155111 (2007).
- [13] A. Pal and D. A. Huse, Many-body localization phase transition, *Phys. Rev. B* **82**, 174411 (2010).
- [14] V. Khemani, S. P. Lim, D. N. Sheng, and D. A. Huse, Critical properties of the many-body localization transition, *Phys. Rev. X* **7**, 021013 (2017).
- [15] D. J. Luitz, N. Laflorencie, and F. Alet, Many-body localization edge in the random-field heisenberg chain, *Phys. Rev. B* **91**, 081103 (2015).
- [16] R. Yousefjani, S. Bose, and A. Bayat, Floquet-induced localization in long-range many-body systems, *Phys. Rev. Research* **5**, 013094 (2023).
- [17] H. P. Lüschen, S. Scherg, T. Kohlert, M. Schreiber, P. Bordia, X. Li, S. Das Sarma, and I. Bloch, Single-particle mobility edge in a one-dimensional quasiperiodic optical lattice, *Phys. Rev. Lett.* **120**, 160404 (2018).
- [18] R. Yousefjani and A. Bayat, Mobility edge in long-range interacting many-body localized systems, *Phys. Rev. B* **107**, 045108 (2023).
- [19] J. A. Kjäll, J. H. Bardarson, and F. Pollmann, Many-body localization in a disordered quantum ising chain, *Phys. Rev. Lett.* **113**, 107204 (2014).
- [20] B. Bauer and C. Nayak, Area laws in a many-body localized state and its implications for topological order, *J. Stat. Mech.: Theory Exp* **2013**, P09005 (2013).
- [21] N. Laflorencie, Entanglement entropy and localization in disordered quantum chains, in *Entanglement in spin chains: From theory to quantum technology applications* (Springer, 2022) pp. 61–87.
- [22] J. H. Bardarson, F. Pollmann, and J. E. Moore, Unbounded growth of entanglement in models of many-body localization, *Phys. Rev. Lett.* **109**, 017202 (2012).
- [23] G. D. Chiara, S. Montangero, P. Calabrese, and R. Fazio, Entanglement entropy dynamics of heisenberg chains, *J. Stat. Mech.* **2006**, P03001 (2006).
- [24] M. Žnidarič, T. c. v. Prosen, and P. Prelovšek, Many-body localization in the heisenberg xxz magnet in a random field, *Phys. Rev. B* **77**, 064426 (2008).
- [25] M. Serbyn, Z. Papić, and D. A. Abanin, Universal slow growth of entanglement in interacting strongly disordered systems, *Phys. Rev. Lett.* **110**, 260601 (2013).
- [26] R. Vosk and E. Altman, Many-body localization in one dimension as a dynamical renormalization group fixed point, *Phys. Rev. Lett.* **110**, 067204 (2013).
- [27] F. Andraschko, T. Enss, and J. Sirker, Purification and many-body localization in cold atomic gases, *Phys. Rev. Lett.* **113**, 217201 (2014).
- [28] M. Schreiber, S. S. Hodgman, P. Bordia, H. P. Lüschen, M. H. Fischer, R. Vosk, E. Altman, U. Schneider, and I. Bloch, Observation of many-body localization of interacting fermions in a quasirandom optical lattice, *Science* **349**, 842 (2015).
- [29] S. S. Kondov, W. R. McGehee, W. Xu, and B. DeMarco, Disorder-induced localization in a strongly correlated atomic hubbard gas, *Phys. Rev. Lett.* **114**, 083002 (2015).
- [30] P. Bordia, H. Lüschen, S. Scherg, S. Gopalakrishnan, M. Knap, U. Schneider, and I. Bloch, Probing slow relaxation and many-body localization in two-dimensional quasiperiodic systems, *Phys. Rev. X* **7**, 041047 (2017).
- [31] P. Bordia, H. Lüschen, U. Schneider, M. Knap, and I. Bloch, Periodically driving a many-body localized quantum system, *Nat. Phys.* **13**, 460 (2017).
- [32] J.-y. Choi, S. Hild, J. Zeiher, P. Schauß, A. Rubio-Abadal, T. Yefsah, V. Khemani, D. A. Huse, I. Bloch, and C. Gross, Exploring the many-body localization transition in two dimensions, *Science* **352**, 1547 (2016).
- [33] M. Rispoli, A. Lukin, R. Schittko, S. Kim, M. E. Tai, J. Léonard, and M. Greiner, Quantum critical behaviour at the many-body localization transition, *Nature* **573**, 385 (2019).
- [34] A. Lukin, M. Rispoli, R. Schittko, M. E. Tai, A. M. Kaufman, S. Choi, V. Khemani, J. Léonard, and M. Greiner, Probing entanglement in a many-body-localized system, *Science* **364**, 256 (2019).
- [35] J. Smith, A. Lee, P. Richerme, B. Neyenhuis, P. W. Hess, P. Hauke, M. Heyl, D. A. Huse, and C. Monroe, Many-body localization in a quantum simulator with programmable random disorder, *Nat. Phys.* **12**, 907 (2016).
- [36] W. Morong, F. Liu, P. Becker, K. S. Collins, L. Feng, A. Kyprianidis, G. Pagano, T. You, A. V. Gorshkov, and C. Monroe, Observation of stark many-body localization without disorder, *Nature* **599**, 393 (2021).
- [37] F. Rajabi, S. Motlakunta, C.-Y. Shih, N. Kotibhaskar,

- Q. Quraishi, A. Ajoy, and R. Islam, Dynamical Hamiltonian engineering of 2D rectangular lattices in a one-dimensional ion chain, *npj Quantum Inf.* **5**, 32 (2019).
- [38] Q. Guo, C. Cheng, *et al.*, Observation of energy-resolved many-body localization, *Nat. Phys.* **17**, 234 (2021).
- [39] C. Zha, V. M. Bastidas, M. Gong, Y. Wu, H. Rong, R. Yang, Y. Ye, S. Li, Q. Zhu, S. Wang, *et al.*, Ergodic-localized junctions in a periodically driven spin chain, *Phys. Rev. Lett.* **125**, 170503 (2020).
- [40] K. Xu, J.-J. Chen, Y. Zeng, Y.-R. Zhang, C. Song, W. Liu, Q. Guo, P. Zhang, D. Xu, H. Deng, *et al.*, Emulating many-body localization with a superconducting quantum processor, *Phys. Rev. Lett.* **120** (2018).
- [41] B. Chiaro, C. Neill, A. Bohrdt, M. Filippone, F. Arute, K. Arya, R. Babbush, D. Bacon, J. Bardin, R. Barends, *et al.*, Direct measurement of nonlocal interactions in the many-body localized phase, *Phys. Rev. Research* **4**, 013148 (2022).
- [42] Q. Guo, C. Cheng, H. Li, S. Xu, P. Zhang, Z. Wang, C. Song, W. Liu, W. Ren, H. Dong, *et al.*, Stark many-body localization on a superconducting quantum processor, *Phys. Rev. Lett.* **127** (2021).
- [43] X. Mi, M. Ippoliti, *et al.*, Time-crystalline eigenstate order on a quantum processor, *Nature* **601**, 531 (2022).
- [44] M. Gong, H.-L. Huang, *et al.*, Quantum neuronal sensing of quantum many-body states on a 61-qubit programmable superconducting processor, *Science Bulletin* **68**, 906 (2023).
- [45] M. Gong, G. D. de Moraes Neto, *et al.*, Experimental characterization of the quantum many-body localization transition, *Phys. Rev. Research* **3**, 033043 (2021).
- [46] P. Roushan, C. Neill, J. Tangpanitanon, V. M. Bastidas, A. Megrant, R. Barends, Y. Chen, Z. Chen, B. Chiaro, A. Dunsworth, *et al.*, Spectroscopic signatures of localization with interacting photons in superconducting qubits, *Science* **358**, 1175 (2017).
- [47] S. Choi, J. Choi, R. Landig, G. Kucsko, H. Zhou, J. Isoya, F. Jelezko, S. Onoda, H. Sumiya, V. Khemani, C. von Keyserlingk, N. Y. Yao, E. Demler, and M. D. Lukin, Observation of discrete time-crystalline order in a disordered dipolar many-body system, *Nature* **543**, 221 (2017).
- [48] J. Choi, H. Zhou, S. Choi, R. Landig, W. W. Ho, J. Isoya, F. Jelezko, S. Onoda, H. Sumiya, D. A. Abanin, and M. D. Lukin, Probing quantum thermalization of a disordered dipolar spin ensemble with discrete time-crystalline order, *Phys. Rev. Lett.* **122**, 043603 (2019).
- [49] T. Nguyen, N. Andrejevic, H. C. Po, Q. Song, Y. Tsurimaki, N. C. Drucker, A. Alatas, E. E. Alp, B. M. Leu, A. Cunsolo, Y. Q. Cai, L. Wu, J. A. Garlow, Y. Zhu, H. Lu, A. C. Gossard, A. A. Puretzky, D. B. Geohegan, S. Huang, and M. Li, Signature of Many-Body Localization of Phonons in Strongly Disordered Superlattices, *Nano Lett.* **21**, 7419 (2021).
- [50] Y. Guo, S. Dhar, A. Yang, Z. Chen, H. Yao, M. Horvath, L. Ying, M. Landini, and H.-C. Nägerl, Observation of many-body dynamical localization, *arXiv:2312.13880* (2023).
- [51] O. Shtanko, D. S. Wang, H. Zhang, N. Harle, A. Seif, R. Movassagh, and Z. Mineev, Uncovering local integrability in quantum many-body dynamics, *Nat. Commun.* **16**, 2552 (2025).
- [52] T. Thiery, F. Huveneers, M. Müller, and W. De Roeck, Many-body delocalization as a quantum avalanche, *Phys. Rev. Lett.* **121**, 140601 (2018).
- [53] W. De Roeck and F. Huveneers, Stability and instability towards delocalization in many-body localization systems, *Phys. Rev. B* **95**, 155129 (2017).
- [54] P. T. Dumitrescu, A. Goremykina, S. A. Parameswaran, M. Serbyn, and R. Vasseur, Kosterlitz-thouless scaling at many-body localization phase transitions, *Phys. Rev. B* **99**, 094205 (2019).
- [55] S. Gopalakrishnan and D. A. Huse, Instability of many-body localized systems as a phase transition in a nonstandard thermodynamic limit, *Phys. Rev. B* **99**, 134305 (2019).
- [56] A. Rubio-Abadal, J.-y. Choi, J. Zeiher, S. Hollerith, J. Rui, I. Bloch, and C. Gross, Many-body delocalization in the presence of a quantum bath, *Phys. Rev. X* **9**, 041014 (2019).
- [57] T. Szoldra, P. Sierant, M. Lewenstein, and J. Zakrzewski, Catching thermal avalanches in the disordered xxz model, *Phys. Rev. B* **109**, 134202 (2024).
- [58] D. J. Luitz, F. Huveneers, and W. De Roeck, How a small quantum bath can thermalize long localized chains, *Phys. Rev. Lett.* **119**, 150602 (2017).
- [59] J. Colbois, F. Alet, and N. Laflorencie, Interaction-driven instabilities in the random-field xxz chain, *Phys. Rev. Lett.* **133**, 116502 (2024).
- [60] D. Sels and A. Polkovnikov, Dynamical obstruction to localization in a disordered spin chain, *Phys. Rev. E* **104**, 054105 (2021).
- [61] C.-C. Wu, K.-T. Lin, I. Handayana, C.-H. Chien, S. Goswami, G.-D. Lin, Y.-C. Chen, and H. Jen, Atomic excitation delocalization at the clean to disordered interface in a chirally-coupled atomic array, *Phys. Rev. Research* **6**, 013159 (2024).
- [62] J. Šuntajs, J. Bonča, T. Prosen, and L. Vidmar, Ergodicity breaking transition in finite disordered spin chains, *Phys. Rev. B* **102** (2020).
- [63] L. Colmenarez, D. J. Luitz, and W. De Roeck, Ergodic inclusions in many-body localized systems, *Phys. Rev. B* **109**, L081117 (2024).
- [64] J. C. Peacock and D. Sels, Many-body delocalization from embedded thermal inclusion, *Phys. Rev. B* **108**, L020201 (2023).
- [65] M. Goihl, J. Eisert, and C. Krumnow, Exploration of the stability of many-body localized systems in the presence of a small bath, *Phys. Rev. B* **99**, 195145 (2019).
- [66] A. Scocco, G. Passarelli, M. Collura, P. Lucignano, and A. Russomanno, Thermalization propagation front and robustness against avalanches in localized systems, *Phys. Rev. B* **110**, 134204 (2024).
- [67] A. Morningstar, L. Colmenarez, V. Khemani, D. J. Luitz, and D. A. Huse, Avalanches and many-body resonances in many-body localized systems, *Phys. Rev. B* **105**, 174205 (2022).
- [68] D. Sels, Bath-induced delocalization in interacting disordered spin chains, *Phys. Rev. B* **106**, L020202 (2022).
- [69] Y.-T. Tu, D. Vu, and S. Das Sarma, Avalanche stability transition in interacting quasiperiodic systems, *Phys. Rev. B* **107**, 014203 (2023).
- [70] J. Léonard, S. Kim, M. Rispoli, A. Lukin, R. Schittko, J. Kwan, E. Demler, D. Sels, and M. Greiner, Probing the onset of quantum avalanches in a many-body localized system, *Nat. Phys.* **19**, 481–485 (2023).
- [71] D. C. Foo, N. Swain, P. Sengupta, G. Lemarié,

- and S. Adam, Stabilization mechanism for many-body localization in two dimensions, *Phys. Rev. Research* **5**, L032011 (2023).
- [72] K. S. Decker, D. M. Kennes, and C. Karrasch, Many-body localization and the area law in two dimensions, *Phys. Rev. B* **106**, L180201 (2022).
- [73] I.-D. Potirniche, S. Banerjee, and E. Altman, Exploration of the stability of many-body localization in $d > 1$, *Phys. Rev. B* **99**, 205149 (2019).
- [74] E. V. Doggen, I. V. Gornyi, A. D. Mirlin, and D. G. Polyakov, Slow many-body delocalization beyond one dimension, *Phys. Rev. Lett.* **125**, 155701 (2020).
- [75] V. Dobrosavljević and E. Miranda, Absence of conventional quantum phase transitions in itinerant systems with disorder, *Phys. Rev. Lett.* **94**, 187203 (2005).
- [76] L. Rademaker and D. A. Abanin, Slow nonthermalizing dynamics in a quantum spin glass, *Phys. Rev. Lett.* **125**, 260405 (2020).
- [77] T. Vojta, Rare region effects at classical, quantum and nonequilibrium phase transitions, *J. Phys. A: Math. Gen.* **39**, R143 (2006).
- [78] D. N. Page, Average entropy of a subsystem, *Phys. Rev. Lett.* **71**, 1291 (1993).
- [79] E. J. Torres-Herrera, J. Karp, M. Távora, and L. F. Santos, Realistic many-body quantum systems vs. full random matrices: Static and dynamical properties, *Entropy* **18**, 359 (2016).
- [80] D. A. Abanin, E. Altman, I. Bloch, and M. Serbyn, Colloquium: Many-body localization, thermalization, and entanglement, *Rev. Mod. Phys.* **91**, 021001 (2019).
- [81] B. Bauer and C. Nayak, Area laws in a many-body localized state and its implications for topological order, *J. Stat. Mech.* **2013**, P09005 (2013).
- [82] P. T. Dumitrescu, R. Vasseur, and A. C. Potter, Scaling theory of entanglement at the many-body localization transition, *Phys. Rev. Lett.* **119**, 110604 (2017).
- [83] A. Sorge, pyfssa 0.7.6 (2015).
- [84] O. Melchert, autoscale.py - a program for automatic finite-size scaling analyses: A user's guide (2009).
- [85] J. Houdayer and A. K. Hartmann, Low-temperature behavior of two-dimensional gaussian ising spin glasses, *Phys. Rev. B* **70**, 014418 (2004).
- [86] Y. O. Nakagawa, M. Watanabe, H. Fujita, and S. Sugiura, Universality in volume-law entanglement of scrambled pure quantum states, *Nat. Commun.* **9**, 1635 (2018).
- [87] M. Serbyn, Z. Papić, and D. A. Abanin, Universal slow growth of entanglement in interacting strongly disordered systems, *Phys. Rev. Lett.* **110**, 260601 (2013).
- [88] A. Lukin, M. Rispoli, R. Schittko, M. E. Tai, A. M. Kaufman, S. Choi, V. Khemani, J. Leonard, and M. Greiner, Probing entanglement in a many-body localized system, *Science* **364**, 256 (2019).
-

Supplementary Materials

FINITE-SIZE SCALING ANALYSIS

We consider the MBL transition as a second-order quantum phase transition and use finite-size scaling analysis to extract the critical disorder strength W_c as a function of P (the size of the low disorder region). For a quantity $O_L(W)$ that depends on the system size L and disorder strength W , we use the following finite-size scaling ansatz:

$$\overline{\langle O_L(W) \rangle} = f(L^{1/\nu}(W - W_c)), \quad (\text{S1})$$

here, ν is the universal critical exponent for the second-order phase transition, and $f(\cdot)$ is a dimensionless function whose specific form is unknown. To estimate the optimal values of the critical parameters W_c and ν for our finite-size data, we use the ansatz given by Eq. (S1) and plot our quantity of interest as a function of the scaled disorder strength, i.e. $x = L^{1/\nu}(W - W_c)$, for different system sizes L . According to Eq. (S1), these curves collapse to each other if W_c and ν are chosen properly. We use PYTHON package PYFSSA for finite-size scaling analysis (see Refs. [80,81] of the main text) that optimizes an quality function Q as the quality of data collapse and estimate the optimal values of the scaling parameters. The quality function, elaborated in Ref. [82] of the main text, for the quantity O can be written as,

$$Q_O = \frac{1}{T} \sum_{i,j} \frac{(O_{ij} - \mathcal{O}_{ij})^2}{dO_{ij}^2 + d\mathcal{O}_{ij}^2}. \quad (\text{S2})$$

Here, O_{ij} represents the values of the quantity O and dO_{ij} represents the corresponding standard deviations at the scaled disorder strength $x_{ij} = L_i^{1/\nu}(W_j - W_c)$. Similarly, \mathcal{O}_{ij} and $d\mathcal{O}_{ij}$ respectively represent the estimated values of the master function $f(\cdot)$ and the corresponding standard deviation at x_{ij} . The normalization factor T represents the number of terms for which \mathcal{O}_{ij} and $d\mathcal{O}_{ij}$ are defined. The sum in Eq. (S2) includes only those T number of terms.

In the case of an optimal data collapse, the quality function is minimized, i.e., $Q_O \sim 1$. In Figs. S1 and S2, we

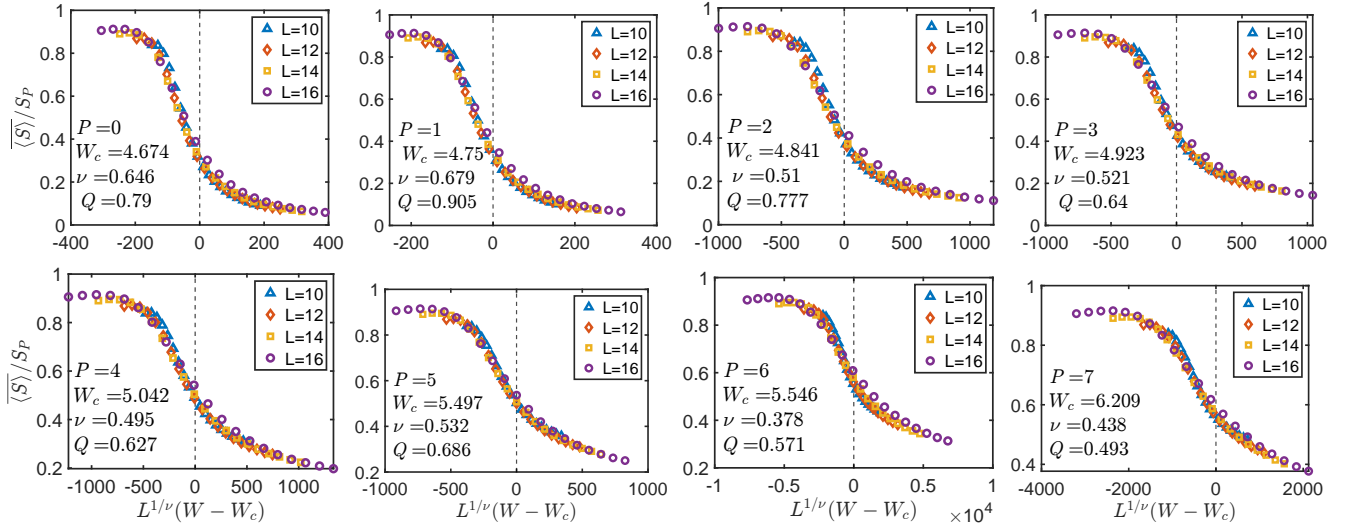


FIG. S1. Data collapse of the normalized EE using finite-size scaling analysis for various values of P . The values of the critical disorder strength, critical exponent, and the optimal value of the quality function in each case are indicated in the insets of the corresponding plot.

show the obtained data collapse for the normalized entanglement entropy (EE) and the gap ratio (GR) for various values of P , respectively. The optimized values of the critical parameters (W_c and ν) and the quality function Q are reported respectively. In the absence of a low-disorder region, for EE, we obtain $W_c = 4.674$, $\nu = 0.646$, and $Q = 0.79$. Regarding GR, we obtain $W_c = 4.882$, $\nu = 0.863$, and $Q = 0.013$. In Figs. S3(a) and (b), we show the critical disorder strength W_c as a function of P in the phase diagram for the EE and the GR, respectively. Both panels show that W_c remains almost unchanged for the first few values of P and then increases by enlarging the thermal region \mathcal{P} .

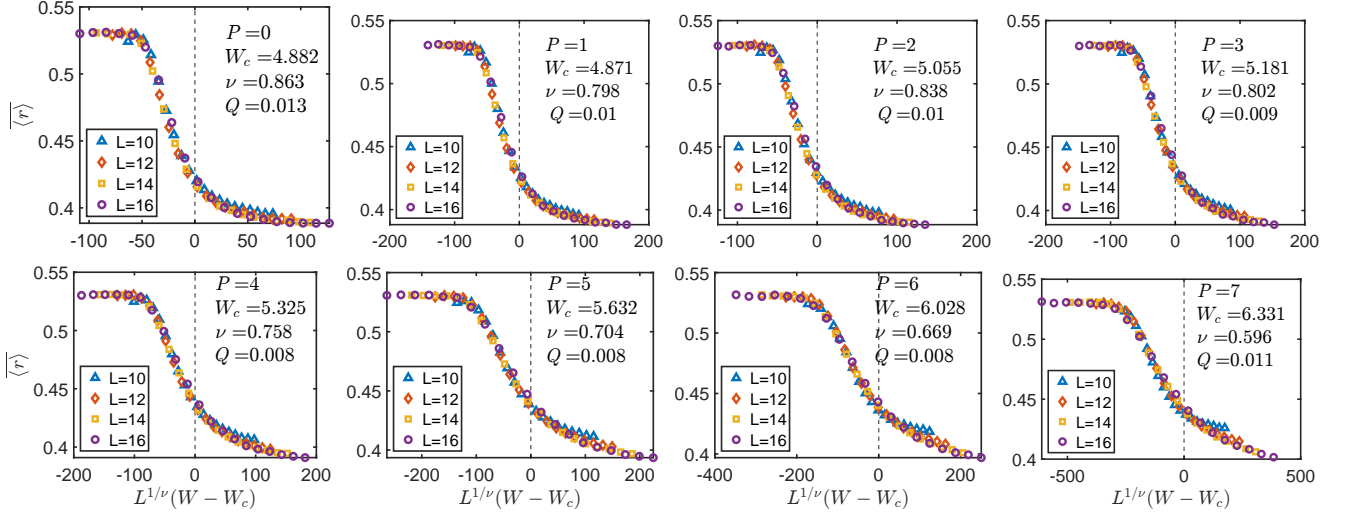


FIG. S2. Data collapse of the averaged GR using finite-size scaling analysis for various values of P . The values of the critical disorder strength, critical exponent, and the optimal value of the quality function in each case are indicated in the insets of the corresponding plot.

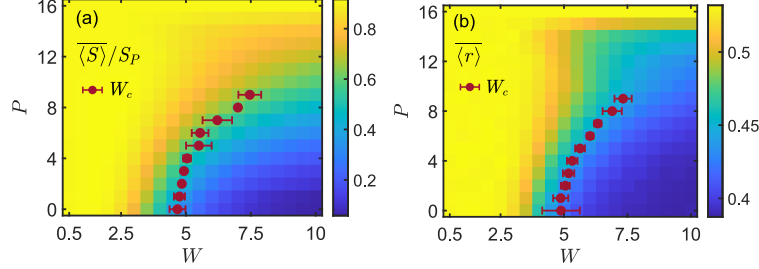


FIG. S3. (a) averaged EE and (b) averaged GR computed for the system size $L=16$ as a function of W and P . In both panels, the overlaid dots represent the critical disorder strength W_c estimated for $P=0, 1, \dots, 9$ using finite-size scaling analysis for system sizes $L=10, 12, 14$, and 16 .

PHASE BOUNDARY

To trace out the phase boundaries $W_c^*(L_{av})$ presented in Fig. 3 of the main text, for a fix P , we extract the crossing points of the EE or GR when they are plotted as a function of W for curves of size L and $L+2$. Here $W_c^*(L_{av})$ is the point where the difference between curves of size L and $L+2$ equals zero. In Fig. S4, we plot $\Delta_S = \langle S(L+2) \rangle / S_P(L+2) - \langle S(L) \rangle / S_P(L)$ as a function of W . In each panel, P is fixed. For a given L and $L+2$ we identify $W_c^*(L_{av})$ as the point where the corresponding Δ_S curve crosses the zero line, indicated by the horizontal dashed line. Similarly, in Fig. S5 we have plotted $\Delta_r = \langle r(L+2) \rangle - \langle r(L) \rangle$ as a function of W . The critical disorder strength $W_c^*(L_{av})$ is estimated using the same method.

To estimate the $(P/L_{av})_c^*$ phase boundaries, we plot a given quantity as a function of (P/L) for a given disorder strength W . The critical point $(P/L_{av})_c^*$ is estimated as the point where a given quantity curve for a system size L intersects the curve for $L+2$. In the case of EE, $(P/L_{av})_c^*$ corresponds to the points where $\langle S(L+2) \rangle / S_P(L+2) = \langle S(L) \rangle / S_P(L)$, and for GR these are the points where $\langle r(L+2) \rangle = \langle r(L) \rangle$. In Figs. S6 and S7 we have respectively plotted EE and GR as a function of (P/L) . In each panel, W is kept fixed as reported. For $W < W_c^*(L_{av})$, the curves for any given quantity and any pair of $(L, L+2)$ do not cross hence, these are not shown.

The results presented in Fig. S6 (Fig. S7) show that for $W \sim W_c^*(L_{av})$ on the MBL side, EE (GR) does not exhibit a plateau and increases linearly with (P/L) . This indicates that localization is not stable against any small low-disorder region for these values of W . A plateau begins to develop as W is increased deep inside the MBL phase, which indicates the robustness of the MBL to a certain size range of the low-disorder region.

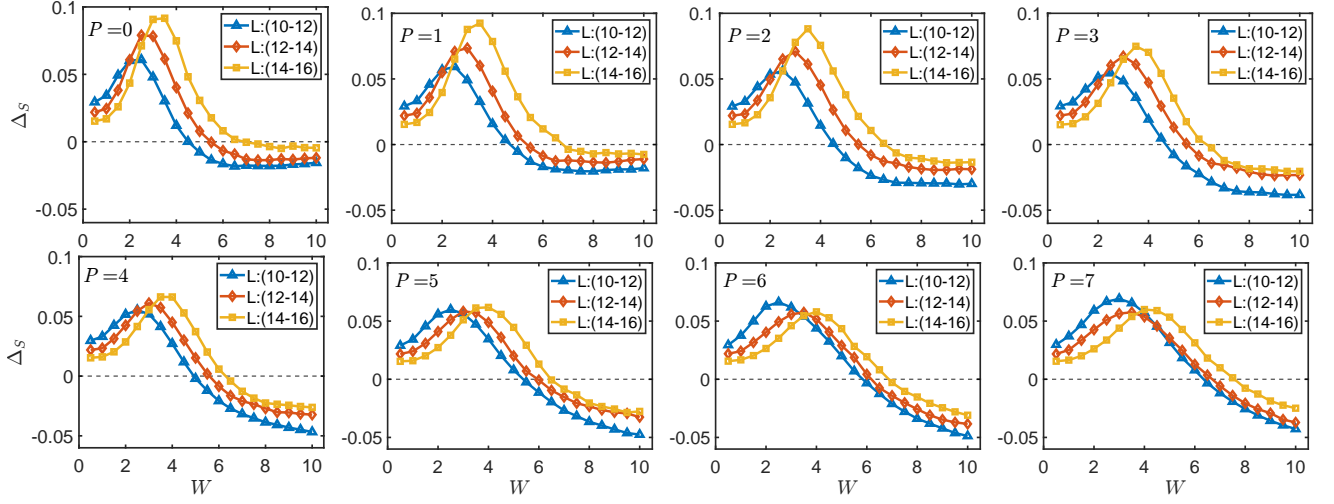


FIG. S4. Difference of the normalized EE for all pairs of L and $L + 2$ plotted as a function of the disorder strength for various values of P . For a given L_{av} , the critical disorder $W_c^*(L_{av})$ is estimated from the crossing of the corresponding curve with the zero line (indicated by the black dashed line). For a fix P , the drifts of $W_c^*(L_{av})$ from smaller to larger values (corresponding to smaller to larger L) is visible.

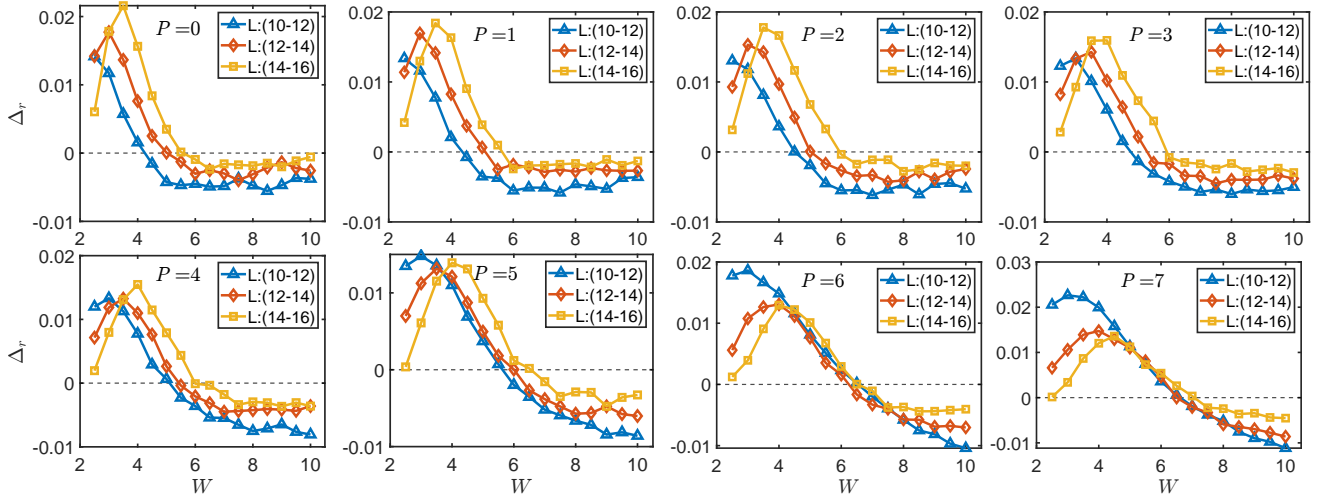


FIG. S5. Difference of the averaged GR for all pairs of L and $L + 2$ plotted as a function of the disorder strength for various values of P . For a given L_{av} , the critical disorder $W_c^*(L_{av})$ is estimated from the crossing of the corresponding curve with the zero line (indicated by the black dashed line). For a fix P , the drifts of $W_c^*(L_{av})$ from smaller to larger values (corresponding to smaller to larger L) is visible.

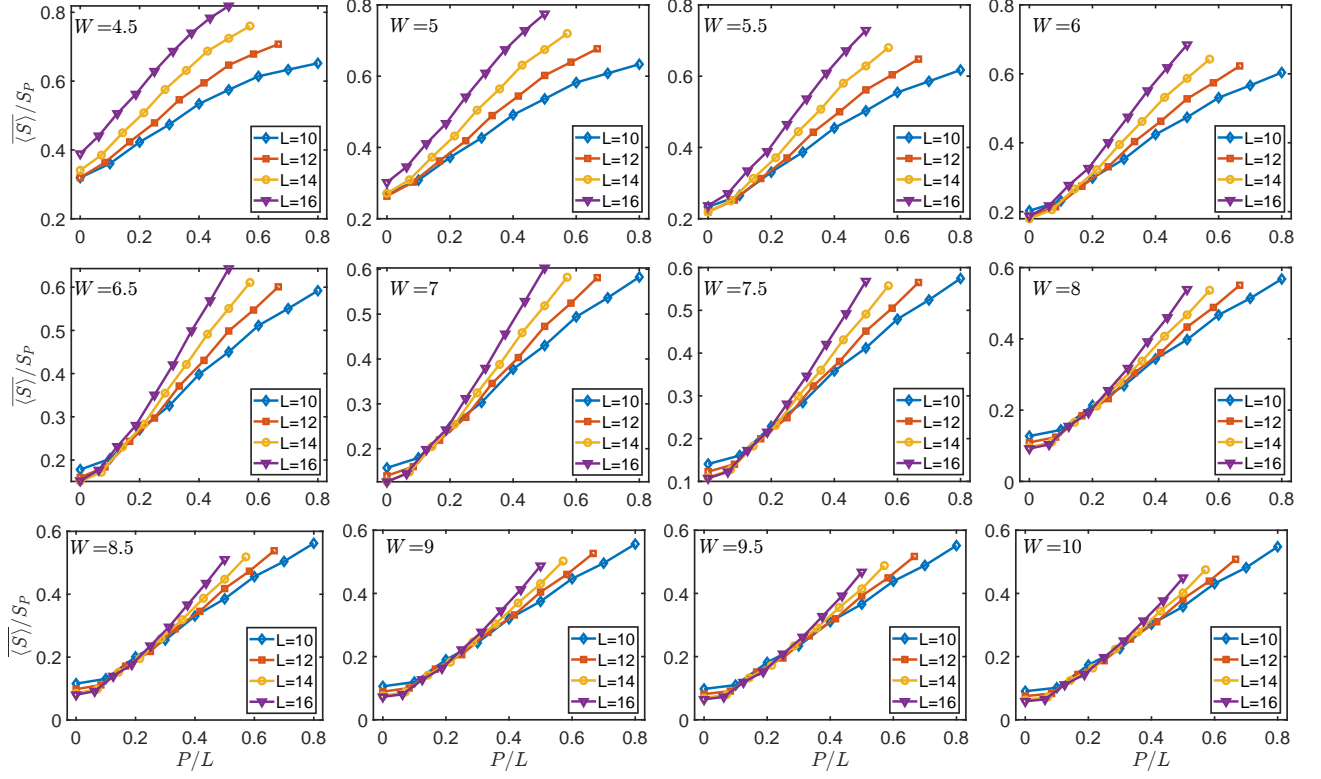


FIG. S6. Normalized EE as a function of P/L for various values of the disorder strength W . From the intersection of two curves corresponding to a pair of L and $L+2$ we estimate $(P/L_{av})_c^*$ at a given W .

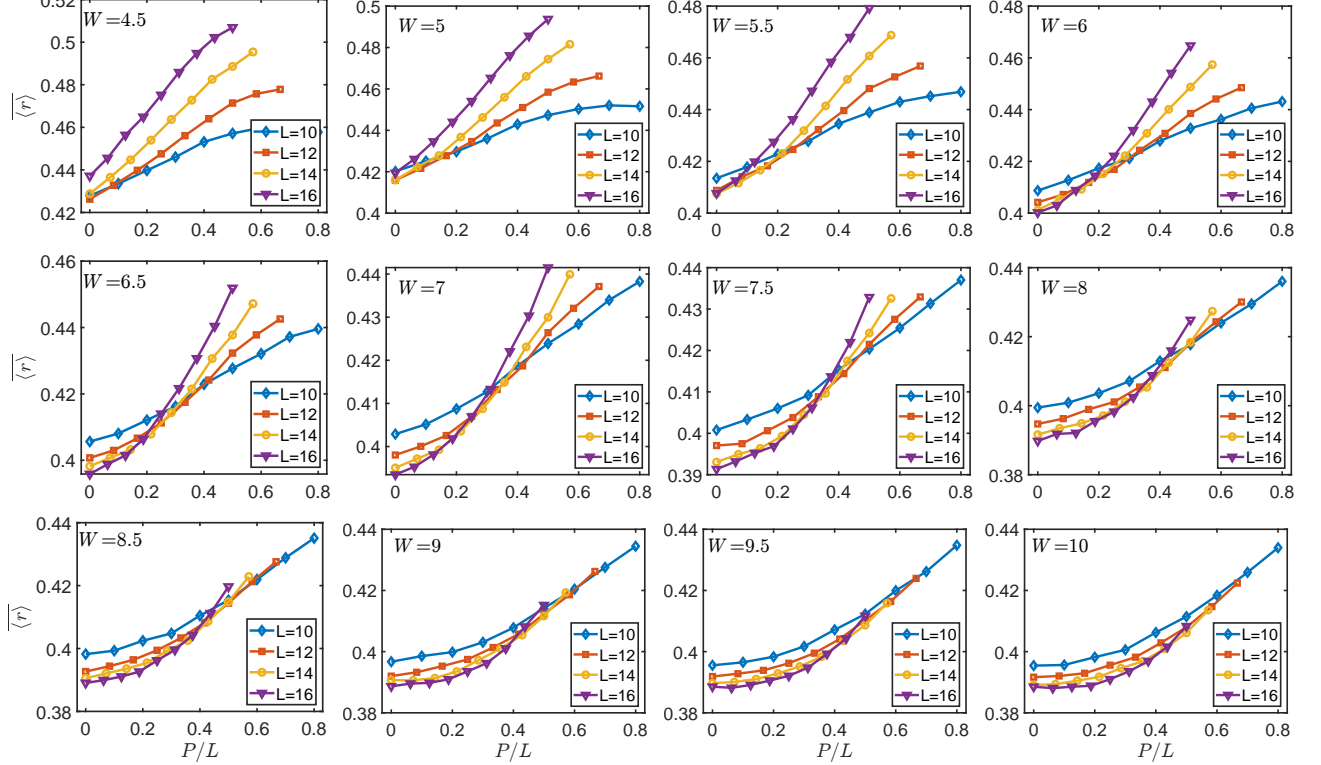


FIG. S7. Averaged GR as a function of P/L for various values of the disorder strength W . From the intersection of two curves corresponding to a pair of L and $L+2$ we estimate $(P/L_{av})_c^*$ at a given W .