

# SkimROOT: Accelerating LHC Data Filtering with Near-Storage Processing

Narangerelt Batsoyol<sup>1\*</sup>, Jonathan Guiang<sup>1</sup>, Diego Davila<sup>1</sup>, Aashay Arora<sup>1</sup>, Philip Chang<sup>2</sup>, Frank Würthwein<sup>2</sup>, and Steven Swanson<sup>1</sup>

<sup>1</sup>University of California, San Diego, La Jolla, CA, USA

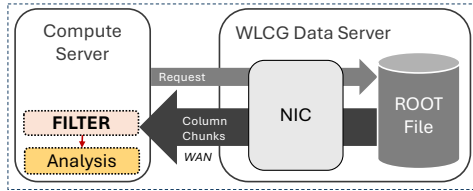
<sup>2</sup>University of Florida, Gainesville, FL, USA

## Abstract.

Data analysis in high-energy physics (HEP) begins with data reduction, where vast datasets are filtered to extract relevant events. At the Large Hadron Collider (LHC), this process is bottlenecked by slow data transfers between storage and compute nodes. To address this, we introduce SkimROOT, a near-data filtering system leveraging Data Processing Units (DPUs) to accelerate LHC data analysis. By performing filtering directly on storage servers and returning only the relevant data, SkimROOT minimizes data movement and reduces processing delays. Our prototype demonstrates significant efficiency gains, achieving a 44.3× performance improvement, paving the way for faster physics discoveries.

## 1 Introduction

### Existing Architecture



### SkimROOT

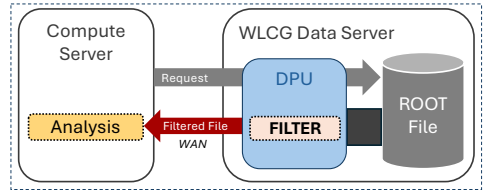


Figure 1: In the legacy approach (left), the compute node fetches relevant column chunks from storage for filtering, resulting in high data movement. With SkimROOT (right), the DPU filters data within the storage server, returning only the filtered data.

The Large Hadron Collider (LHC) at CERN advances our knowledge of particle physics by colliding high-energy protons, generating subatomic particles recorded by detectors like CMS [1] and ATLAS [2]. Each year, the LHC generates over 100 PB [3] of particle collision data, managed and distributed through the Worldwide LHC Computing Grid (WLCG), where compute and storage resources are spread across multiple globally connected sites.

To analyze these vast datasets, scientists first perform data filtering (or skimming) [4, 5], reducing dataset size by extracting only the relevant collision data for specific studies. Scientists submit filtering jobs to WLCG, where a workload management system schedules

\*e-mail: nbatsoyo@ucsd.edu

jobs on available computing clusters, which may be at different sites from where the data is stored. When filtering jobs request data stored at a remote site, large transfers over WANs introduce delays and increase network overhead.

Moreover, job management in WLCG is complex—jobs frequently fail and require re-submission. For CMS [1], skimming can take days to weeks for a single analysis [4, 6], depending on data location and resource availability. In the HL-LHC [7], where data volumes are projected to increase nearly tenfold [8], accelerating filtering is even more important.

LHC data is stored in a complex, compressed columnar format, where filtering extracts specific collision data based on user-defined criteria. However, remote data access significantly impacts filtering performance, especially when filtering code is inefficient, resulting in excessive data transfers [9]. Writing efficient filtering queries, especially in C++, is challenging and requires significant expertise in low-level optimization.

In this paper, we introduce SkimROOT, a near-storage processing system that accelerates LHC data filtering and reduces analysis turnaround times, enabling faster physics discoveries. By leveraging Data Processing Units (DPUs), SkimROOT filters data directly at the storage source before transmission (Figure 1, right), significantly reducing data movement and network overhead. A DPU is a specialized add-in network interface card (NIC) designed for both network data transfer and on-device processing. It connects to the host server via PCIe and integrates high-speed networking, power-efficient CPUs, and dedicated accelerators for networking and computation, enabling it to offload tasks from the host processor.

This work presents the first prototype of LHC data filtering on DPUs, demonstrating their feasibility for near-storage processing. To simplify user queries, SkimROOT introduces a JSON-based query format, allowing users to define selection criteria without complex C++ scripting. Filtering is executed using a two-phase model that minimizes I/O by dynamically loading only required branches. The DPU processes the request directly at the storage source, applies the filtering conditions, and returns a reduced dataset. Additionally, we provide the first detailed breakdown of LHC data filtering performance, analyzing decompression overhead and I/O latency to identify key bottlenecks in traditional workflows.

Our evaluation demonstrates that SkimROOT accelerates filtering by  $44.3\times$  compared to client-side filtering and reduces data fetch time by  $3.18\times$  over server-side filtering on LZ4-compressed files. The remainder of this paper is structured as follows: Section 2 discusses LHC data filtering and DPUs. Section 3 outlines SkimROOT’s design and implementation. Section 4 evaluates SkimROOT’s performance, and Section 5 concludes the paper.

## 2 Background

SkimROOT accelerates LHC data filtering by leveraging a DPU for near-data processing. This section outlines the LHC data layout, filtering process and relevant DPU background.

### 2.1 ROOT file and I/O

LHC data is processed using ROOT, the most widely used framework in HEP [10]. ROOT represents the physics properties of collision-produced particles as C++ objects and stores them in ROOT files. These files use a columnar format with TTree (see Fig. 2a), where each row corresponds to a collision event, and columns ("branches") store particle properties such as momentum, energy, and charge. To optimize I/O, ROOT compresses consecutive column entries into "baskets," the fundamental unit for data access and compression.

ROOT files vary in format depending on the required level of detail. Since Run 3, the NanoAOD format has been the most widely used for CMS analyses. It typically ranges from 1–4 GB and contains 1–2 million events with 1000–2000 branches.

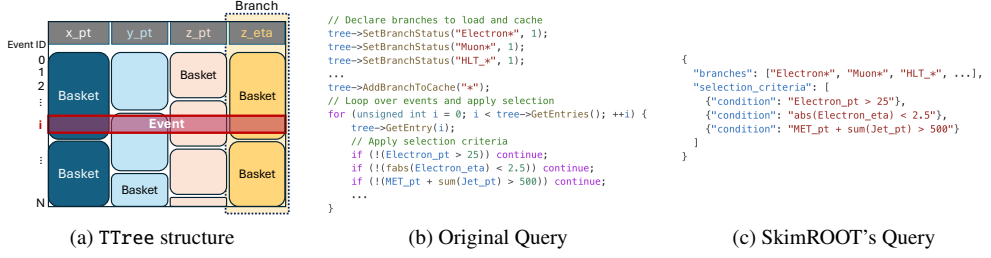


Figure 2: (a) TTree, (b) Original Filtering and (c) SkimROOT's JSON-based User Query.

NanoAOD branch names follow a structured naming convention, grouping related variables under common prefixes (e.g., `Electron_pt`, `Electron_eta`). This allows users to select entire groups of branches using wildcards instead of explicitly specifying each branch.

**Reading data in ROOT.** When reading event data, ROOT relies on metadata stored in the file header, including object descriptions, column offset indices, and type information necessary for interpreting and deserializing stored data. To retrieve the  $i$ -th event from a branch, ROOT locates the corresponding branch and determines which basket contains the event by referencing its “first event index array”, which lists the starting event ID for each basket in the branch. The basket is then loaded into memory and decompressed. Using the event offset array within the basket, ROOT directly accesses the event’s binary data and deserializes it into a C++ object using metadata from the file header.

## 2.2 LHC Data Access and Filtering

Access to storage clusters at WLCG is managed by frameworks like XRootD, which, along with its protocol, facilitates efficient data retrieval. Compute nodes running filtering jobs request data via the XRootD client, which forwards the request to an XRootD server, typically hosted on a data transfer node (DTN) within the storage cluster. The DTN retrieves the requested data from storage backends such as a disk pool or a distributed file system like EOS or Ceph, and the XRootD server streams it back to the compute node for processing.

Scientists filter ROOT files by writing C++ or Python scripts that extract relevant events, significantly reducing dataset size—often by orders of magnitude. ROOT retrieves only the baskets for selected columns, avoiding full file loads (Figure 1, left). However, performance degrades when jobs access data from remote storage, as each required basket must be transferred individually. Although ROOT employs prefetching through TTreeCache to aggregate small requests over the network, bulk transfers over long distances still introduce delays.

The filtering process begins by opening a ROOT file and reading its header. Users specify the required branches, often using wildcard expressions for simplicity. As shown in Fig. 2b, the filtering script iterates over events, reading only the specified branches to reconstruct the TTree. For each event, `tree->GetEntry(i)` retrieves, decompresses, and extracts the relevant baskets, populating the declared branches for the  $i$ -th row. The script then applies user-defined selection criteria and writes only the filtered events to an output ROOT file.

Since filtering processes events sequentially and ROOT stores data in a columnar format, retrieving a single event often requires accessing multiple non-contiguous baskets. While TTreeCache prefetches baskets for selected branches over a range of entries, its efficiency depends on data locality and access patterns and may not always provide optimal results.

## 2.3 Data Processing Unit (DPU)

A DPU is an advanced SmartNIC designed to offload networking and security functions in data centers, reducing the computational burden on host CPUs. It operates independently

with its own operating system, memory, power-efficient processors, and specialized hardware accelerators for tasks such as pattern matching, decompression and encryption.

The NVIDIA BlueField-3 (BF-3) [11], used in our prototype, runs Ubuntu and is equipped with 16 ARM Cortex-A78 processors, 32 GB of DRAM, and 128 GB storage. It integrates a ConnectX-7 NIC with 400 Gb/s external networking. Additionally, it supports PCIe Gen 5.0 x32, delivering up to 1 Tbps of bandwidth to the host. The DPU supports SSH access from the host and can run applications natively or within Docker containers.

BF-3’s decompression engine supports DEFLATE and LZ4 algorithms. The DOCA [12] framework enables programming and offloading tasks to its acceleration engines.

DPUs can operate in two modes. In “Embedded Mode”, the DPU functions as a packet-processing intermediary, handling all ingress and egress traffic with the ability to perform packet-level modifications. In “Separated Host Mode”, it operates as a standalone server with its own IP and MAC address, allowing traffic to bypass the DPU when reaching the host while enabling the execution of general-purpose compute applications.

### 3 Design & Implementation

SkimROOT accelerates LHC data skimming by filtering data near storage, eliminating the need to transfer and process data on WLCG compute nodes over a high-latency network. By leveraging near-storage processing with a DPU, SkimROOT offloads filtering from compute nodes, freeing resources for other tasks and accelerating scientific discoveries.

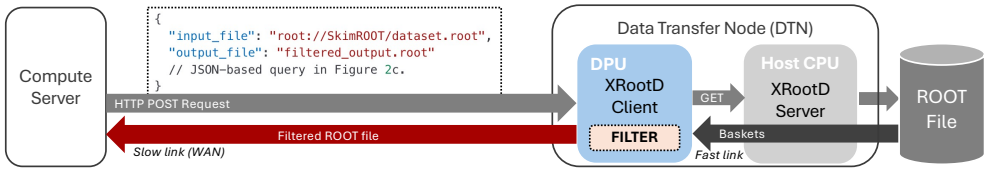


Figure 3: SkimROOT Overview.

In a typical SkimROOT workflow, as shown in Figure 3, the XRootD server running on the data transfer node (DTN) within the storage cluster provides access to large ROOT files stored in the backend storage. Instead of transferring data to compute nodes for filtering, the DPU—connected to the DTN via PCIe—acts as an XRootD client, running the filtering program and returning only the reduced final ROOT file to the compute node.

To simplify user queries, SkimROOT replaces traditional ROOT-based filtering scripts with a structured JSON query format (Figure 2c). Instead of writing manual C++ scripts, users define selection criteria in JSON, eliminating the need for ROOT-specific programming expertise while ensuring a flexible and human-readable event selection process.

Configured in “Separated Host” mode, the DPU operates independently with its own IP address, enabling it to receive HTTP POST requests with user-defined selection criteria. Upon receiving a request, the filtering program running on the DPU’s ARM cores parses the JSON payload and retrieves the necessary baskets from the XRootD server, and executes the filtering. To accelerate decompression, SkimROOT leverages the DPU’s hardware decompression engine, reducing CPU overhead traditionally associated with reading baskets.

SkimROOT optimizes filtering execution by reducing unnecessary data transfers. Traditional filtering retrieves excessive branches due to broad wildcard selections and inefficient filtering logic. While wildcard selection simplifies scripting, it often loads more data than needed. SkimROOT dynamically enables only the required branches for filtering and output,

minimizing data movement and memory usage. Additionally, it optimizes branch access by loading only essential variables at each filtering stage, ensuring efficient data retrieval.

### 3.1 User Query and Branch Selection Optimization

To interact with SkimROOT, users submit filtering requests via HTTP POST, specifying the input dataset, output file, selection criteria, and required branches in a structured JSON payload. These requests can be made using `curl`, with selection criteria provided either directly in the command or through an external JSON file. This request-driven approach enables users to define event selection conditions at a high level without handling low-level ROOT operations. Upon receiving a request, SkimROOT parses the explicitly declared branches and selection criteria, including numerical thresholds, logical conditions, and dependencies, before dynamically determining data access and processing strategies.

A major inefficiency in traditional filtering is the retrieval of unnecessary data. Typically, all selected branches are loaded for every event, even though only a subset is required for filtering. In NanoAOD-based analyses,  $O(10)$  branches are used for skimming, while  $O(100)$  are included in the final output. Instead of loading all branches upfront, SkimROOT categorizes them into two groups: filtering criteria branches, used to determine event selection, and output-only branches, retrieved only if an event passes the selection criteria.

Traditional filtering also increases data movement due to broad wildcard selections. Users often specify patterns like `HLT_*` to simplify scripting and include all potentially relevant branches. However, based on common practice in CMS analyses, while `HLT_*` expands to over 650 branches, most physics studies typically rely on fewer than 23 specific triggers. To prevent excessive retrieval, SkimROOT maps wildcard selections to a minimal, predefined branch set based on usage statistics. If users require all branches, they can override this behavior by setting `"force_all": true`. If the predefined branch set is used, SkimROOT logs a warning for any missing branches that were excluded due to optimization. By dynamically refining selections, SkimROOT prevents unnecessary data transfer while ensuring that relevant branches are retained.

### 3.2 Optimized Filtering Execution

After parsing the user query and dynamically enabling necessary branches, SkimROOT executes the filtering program on the DPU's ARM cores, leverages its high-bandwidth connection to the server to fetch relevant baskets while offloading decompression to its accelerator.

SkimROOT follows a two-phase execution model that optimizes I/O efficiency by deferring non-essential data retrieval. In the first phase, it loads only filtering criteria branches, evaluating events without retrieving unnecessary data. Events that fail the selection conditions are discarded immediately. If an event passes, the second phase retrieves output-only branches only after selection is complete before writing the event to the final ROOT file.

SkimROOT applies a structured, multi-step filtering model that progressively discards events at different stages. This hierarchical approach adapts to diverse selection criteria, providing flexibility across different physics analyses. Filtering starts with preselection, discarding events that do not meet basic criteria, such as requiring at least one high-quality lepton. These checks involve evaluating a single branch with simple operator conditions, ensuring minimal overhead. Events passing this stage proceed to object-level selection, where individual particles—such as electrons, muons and jets—are evaluated based on user-defined kinematic and identification criteria, which require multi-column data processing. At the event level, selection is further refined using composite variables such as the scalar sum of transverse momenta, trigger conditions, or other derived more complex calculations. This

structured execution model efficiently eliminates irrelevant events early, deferring the loading of non-filtering branches until final selection is complete.

## 4 Evaluation

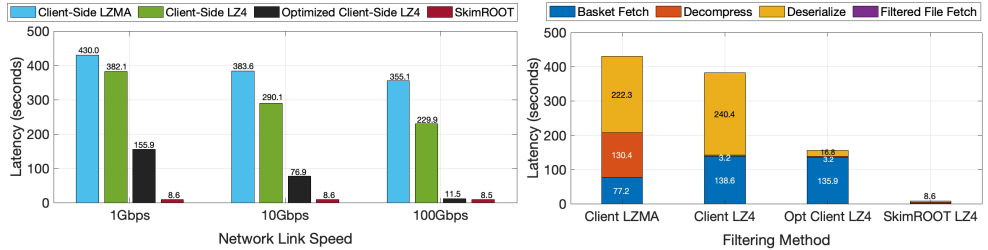
We evaluate SkimROOT’s performance in a filtering task required for a real-world Higgs physics analysis conducted at UCSD, comparing it to client-side and server-side filtering. Our analysis examines how much SkimROOT improves filtering efficiency and what drives its performance gains. By measuring end-to-end latency, data transfer efficiency, and compute resource usage, we demonstrate the benefits of near-storage processing with DPUs.

The setup includes an XRootD server (Intel Xeon Gold 6230) hosting ROOT files, a client node submitting HTTP POST requests, and a BF-3 DPU executing filtering. The server and DPU communicate over a 128 Gb/s PCIe link, limited by the server’s PCIe Gen 3.0.

The evaluation uses a NanoAOD file with 1749 branches, where 27 branches are used for filtering and 89 are required in the final output. A 100 MB TTreeCache is used in all methods to optimize data retrieval. To isolate the efficiency of different filtering approaches, performance is measured using a single-threaded job on a single core.

We evaluate performance under three network conditions: 1 Gbps represents realistic remote WAN bandwidth on dedicated research networks, 10 Gbps models shared storage access at UCSD’s Tier-2 facility, and 100 Gbps corresponds to high-performance dedicated storage access, typically available at Tier-1 centers. The 1 Gbps case is the primary focus, as it best reflects real-world constraints for remote data access in WLCG computing. We use Wondershaper [13] to throttle network bandwidth for controlled evaluation.

**Latency Analysis.** We measure end-to-end latency from request submission to receiving the filtered file using a NanoAOD file, compressed to 3GB with LZMA and 5GB with LZ4. The evaluation compares client-side filtering with LZMA and LZ4, an optimized filtering on client-side, and SkimROOT, where the DPU processes and returns the filtered ROOT file.



(a) Filtering latency across different network speeds, with (b) Breakdown of filtering latency for different methods over a 1 Gbps client-server link. SkimROOT maintaining consistently low latency.

Figure 4: Filtering performance: (a) Overall latency. (b) Execution time breakdown.

Figure 4a presents filtering performance across different network speeds. At 1 Gbps, client-side filtering with the LZMA-compressed file takes 430s, while using the LZ4-compressed version reduces this to 382.1s due to faster decompression. Implementing our two-phase execution model in “Client Opt LZ4” further reduces latency to 155.9s. Moving the filtering to the DPU with SkimROOT achieves the best performance at just 8.62s, delivering a 44.3× speedup over unoptimized client-side filtering with LZ4.

As bandwidth increases, client-side filtering performance improves. For example, at 100 Gbps, “Client Opt LZ4” completes in 11.5s. However, even at higher bandwidths, SkimROOT continues to outperform client-side filtering, benefiting from high-bandwidth storage access and hardware-accelerated decompression.

**Operation Breakdown.** Figure 4b presents a breakdown of execution time by operation over a 1 Gbps client-server link, highlighting inefficiencies in client-side filtering. Basket fetch, decompression, and deserialization collectively dominate the execution time, while SkimROOT introduces an additional step for transferring the filtered output to the client, which is negligible due to the small output size.

Although LZMA minimizes transfer size, it incurs a substantial decompression overhead of 130.4s. LZ4 alleviates this bottleneck, completing decompression in just 3.2s, but still incurs a long deserialization time (240.4s) due to inefficient filtering logic that loads unnecessary branches. While LZ4’s faster decompression improves compute efficiency, its benefit is partially offset by the larger transfer size for the same baskets, resulting in more data to deserialize and transmit. “Client Opt LZ4” mitigates this by reducing deserialization time to 16.8s, yet basket fetch remains a major bottleneck (135.9s) due to inefficient TTreeCache prefetching of non-contiguous data for randomly accessed output-only branches over the 1 Gbps link.

**Near-Storage Filtering Latency.** To evaluate the impact of near-storage filtering, we compare SkimROOT with server-side optimized filtering in Figure 5a, where filtering is performed directly on the XRootD server. While this eliminates network transfer overhead by reading baskets from local storage instead of fetching them over XRootD, server-side filtering still incurs an 18s basket fetch time, compared to just 2.3s with SkimROOT.

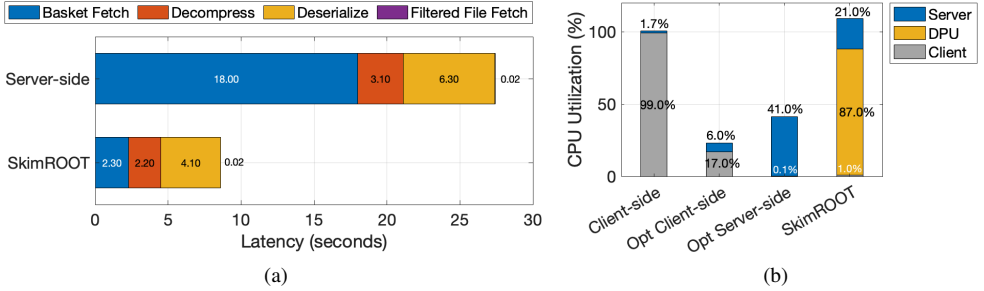


Figure 5: (a) Execution time breakdown. (b) CPU Utilization (%) for different methods.

A key limitation of server-side filtering is that TTreeCache does not function for local ROOT file access, preventing ROOT from prefetching and batching reads as it does with remote XRootD. As a result, baskets are read and decompressed on demand, one at a time, leading to frequent random disk accesses and increased I/O overhead. This also affects deserialization, which must wait for each basket to become available before processing can continue, resulting in a higher deserialization time (6.3s vs. 4.1s) despite identical filtered output. In contrast, SkimROOT leverages XRootD prefetching and accelerates decompression from 3.1s to 2.2s using the DPU’s hardware engine, keeping the deserialization loop continuously supplied with data and reducing overall latency.

Finally, the filtered file fetch time is negligible (0.02s) in both cases due to the small 5.2 MB output. By shifting filtering from the XRootD server to the DPU, SkimROOT overcomes local storage inefficiencies, minimizes pipeline stalls, and leverages caching and hardware acceleration to achieve significantly lower end-to-end latency.

**Resource Utilization.** Figure 5b shows CPU utilization per core for different filtering methods using the LZ4-compressed file over a 1 Gbps link. Original client-side filtering saturates the client CPU at 99% and takes 382.1s to complete. Although optimized client-side filtering reduces CPU usage to 17% by avoiding unnecessary deserialization, it still requires 155.9s—18× longer than SkimROOT—due to high basket fetch latency (135.9s vs. 2.3s).



Server-side filtering eliminates network transfer overhead and reduces client CPU usage to just 0.1%, but increases server utilization to 41% and remains 3.18× slower than SkimROOT.

SkimROOT minimizes client and server CPU usage by offloading filtering to the DPU, which operates at 87%, while the XRootD server remains at 21%. Our evaluation shows that BF-3's ARM cores perform comparably to host CPUs while being more power efficient. By offloading filtering, SkimROOT reduces CPU overhead on both the client and XRootD server, achieving faster processing while minimizing compute and network bottlenecks.

## 5 Conclusion

SkimROOT introduces a near-storage processing paradigm for LHC data filtering, leveraging DPUs to significantly accelerate event selection while reducing compute and network overhead. Our evaluation demonstrates that SkimROOT achieves up to a 44.3× speedup over original client-side filtering on a 1 Gbps link and is 3.18× faster than server-side filtering on LZ4-compressed files. These performance gains result from optimized filtering logic, hardware-accelerated decompression, and high-bandwidth storage access.

Future work will explore advanced data prefetching strategies, improved parallelization, and scalability across multiple DPUs to further enhance SkimROOT's efficiency. By integrating near-storage processing into LHC computing workflows, SkimROOT serves as a scalable and efficient prototype for managing the rapidly increasing data volumes expected in the HL-LHC era and beyond.

## References

- [1] CMS Collaboration, JINST **3**, S08004 (2008)
- [2] ATLAS Collaboration, JINST **3**, S08003 (2008)
- [3] CERN IT Department, *Cern data centre: Key information* (2021), accessed: February 2025, [https://information-technology.web.cern.ch/sites/default/files/CERNDataCentre\\_KeyInformation\\_Nov2021V1.pdf](https://information-technology.web.cern.ch/sites/default/files/CERNDataCentre_KeyInformation_Nov2021V1.pdf)
- [4] O. Gutsche, L. Canali, I. Cremer, M. Cremonesi, P. Elmer, I. Fisk, M. Girone, B. Jayatilaka, J. Kowalkowski, V. Khristenko et al., **1085**, 042030 (2018)
- [5] D. Graur, I. Müller, M. Proffitt, G. Fourny, G.T. Watts, G. Alonso, **2438**, 012034 (2023)
- [6] B. Galewsky, R. Gardner, L. Gray, M. Neubauer, J. Pivarski, M. Proffitt, I. Vukotic, G. Watts, M. Weinberg, **245**, 04043 (2020)
- [7] O. Brüning, L. Rossi, in *The High Luminosity Large Hadron Collider: New Machine for Illuminating the Mysteries of the Universe* (World Scientific, 2024), pp. 1–53
- [8] CMS Offline Software and Computing, Tech. Rep. CMS-NOTE-2022-008, CERN, Geneva (2022), <https://cds.cern.ch/record/2815292>
- [9] K. Ellis, C. Brew, G. Patargias, T. Adye, R. Appleyard, A. Dewhurst, I. Johnson, **245**, 04006 (2020)
- [10] R. Brun, F. Rademakers, Nuclear Instruments and Methods in Physics Research Section A: Accelerators, Spectrometers, Detectors and Associated Equipment **389**, 81 (1997), new Computing Techniques in Physics Research V
- [11] NVIDIA Corporation, *Nvidia bluefield-3 datasheet* (2025), accessed: 2025-02-16, <https://resources.nvidia.com/en-us-accelerated-networking-resource-library/datasheet-nvidia-bluefield>
- [12] NVIDIA Corporation, *NVIDIA DOCA SDK Overview* (2025), accessed: 2025-02-16, <https://docs.nvidia.com/doca/sdk/doca+overview/index.html>
- [13] A. Kaseorg, *Wondershaper: Simple traffic shaping script*, <https://github.com/magnific0/wondershaper> (2021), accessed: 2025-04-14