

EgoVLM: Policy Optimization for Egocentric Video Understanding

Ashwin Vinod*, Shrey Pandit*, Aditya Vavre*, Linshen Liu*

The University of Texas at Austin

(ashwinv, shrey pandit, aditya.vavre, linshen_liu)@utexas.edu

Abstract

*Emerging embodied AI applications, such as wearable cameras and autonomous agents, have underscored the need for robust reasoning from first person video streams. We introduce EgoVLM, a vision-language model specifically designed to integrate visual comprehension and spatial-temporal reasoning within egocentric video contexts. EgoVLM is fine-tuned via Group Relative Policy Optimization (GRPO), a reinforcement learning method adapted to align model outputs with human-like reasoning steps. Following DeepSeek R1-Zero’s approach, we directly tune using RL without any supervised fine-tuning phase on chain-of-thought (CoT) data. We evaluate EgoVLM on egocentric video question answering benchmarks and show that domain-specific training substantially improves performance over general-purpose VLMs. Our EgoVLM-3B, trained exclusively on non-CoT egocentric data, outperforms the base Qwen2.5-VL 3B and 7B models by **+14.33** and **+13.87** accuracy points on the EgoSchema benchmark, respectively. By explicitly generating reasoning traces, EgoVLM enhances interpretability, making it well-suited for downstream applications. Furthermore, we introduce a novel keyframe-based reward that incorporates salient frame selection to guide reinforcement learning optimization. This reward formulation opens a promising avenue for future exploration in temporally grounded egocentric reasoning. Our Code can be found [here](#).*

1. Introduction

Recent advancements in Vision-Language Models (VLMs) have primarily focused on third-person perspective images and videos, overlooking the unique challenges and opportunities presented in egocentric focused tasks. However, the rise of embodied AI technologies such as wearables, autonomous agents, and augmented reality (AR) systems, necessitates a shift toward models that can comprehend and reason from a first-person viewpoint. With the growing

use of devices that offer an egocentric perspective, there is a significant demand for purpose-specific VLMs designed for reasoning in such contexts. Recent work on egocentric video understanding [6, 35] underscores the limitations of current VLMs in handling first-person perspective data. This gap calls for the development of a robust, reasoning-oriented VLM tailored for egocentric videos—one that can enable AI systems to perceive, interpret, and respond to the world in a manner aligned with human perspective. Such a model would offer enhanced understanding of user intent, improved temporal and contextual awareness, and greater alignment with real-world human experiences.

In this work we seek to build a VLM endowed with reasoning capabilities, which is capable of harmoniously blending visual comprehension and spatial reasoning from an egocentric viewpoint within the video domain. Recent work in large language models (LLMs) has demonstrated the effectiveness of Group Relative Policy Optimization (GRPO) [24] in enhancing reasoning capabilities, particularly in mathematical and coding tasks [7]. Adapting this technique, our study applies the GRPO training objective to VLMs to bridge existing gaps between visual perception and sophisticated reasoning tasks. Previous studies, such as MedVLM-R1 [19], have demonstrated significant success by applying GRPO to medical VLMs, achieving enhanced generalization and computational efficiency compared to larger models, while explicitly generating reasoning processes alongside final answers. Inspired by these advancements, we extend GRPO to the egocentric video domain, where reasoning plays a central role in understanding user intent, and context. Unlike conventional supervised fine-tuning (SFT) approaches that may bias the model toward shallow pattern recognition, our method encourages the model to explore diverse reasoning paths and learn more robust decision-making strategies. We demonstrate that GRPO enables our model, EgoVLM, to achieve superior performance on complex egocentric benchmarks.

The key contributions of this paper are summarized as follows:

1. We present EgoVLM (3B), a reasoning-focused vision-language model trained solely on **non-chain-of-thought**

* All authors contributed equally.

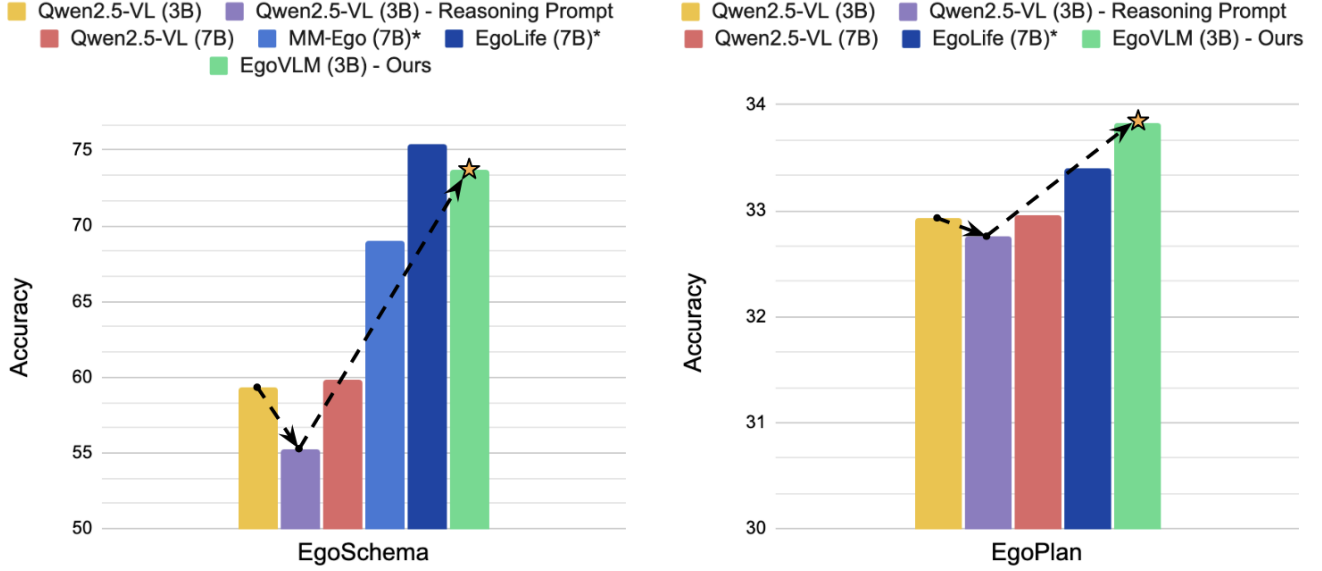



Figure 1. We significantly enhance the reasoning ability of the base Qwen2.5-VL (3B) model, surpassing even its 7B variant on two popular egocentric QA benchmarks, without the use of any CoT data. Additionally, our model outperforms the larger MM-Ego [31] model on the EgoSchema benchmark and exceeds the performance of EgoLife [30] on the EgoPlan benchmark. * indicates numbers borrowed from prior work.

Question: What is the overall purpose of c's actions in this video? How do the actions of the man contribute to this purpose?

- A. C is trying to build a tower out of tiles. The man's actions contribute to the purpose of the video by providing c with a steady surface to build on.
- B. C is trying to solve a puzzle. the man's actions contribute to the purpose of the video by providing c with clues to help solve the puzzle.
- C. C is trying to create a work of art. the man's actions contribute to the purpose of the video by providing c with inspiration and feedback.
- D. C is trying to teach the man how to play dominoes. the man's actions contribute to the purpose of the video by providing c with a willing student.
- E. C is playing a game of dominoes with a man. the man's actions contribute to the purpose of the video by providing c with an opponent to play against.



Let me solve this step by step. <think> **The video shows two people playing a game of dominoes at a table.** One person is arranging the dominoes while the other is holding a phone. This **suggests that they are playing a game together, but there is no indication that one person is teaching the other how to play.** Therefore, option D is incorrect. The video does not show any puzzles or attempts to create art. Therefore, options B and C can be ruled out. Option A is also incorrect because the man is not providing a steady surface for C to build a tower. Instead, he is holding a phone, which may be distracting or irrelevant to the game. **Therefore, the most likely answer is E, as it correctly identifies that both individuals are playing a game of dominoes together.** </think> <answer>E</answer>

Figure 2. An example illustrating the reasoning capability of our EgoVLM model. The model successfully interprets the person's actions in the video and eliminates incorrect choices based on contextual understanding. The correct option is highlighted in green.

- (CoT) egocentric data using the GRPO objective.
2. We show that EgoVLM surpasses comparable and even larger-scale models (e.g., Qwen2.5-VL 3B and 7B) on egocentric question answering (QA) benchmarks. Our

strong benchmark performance is highlighted in [Figure 1](#).

3. We also show that EgoVLM's strong reasoning capability generalizes well to non-egocentric videos. An ex-

ample of the strong reasoning capability of EgoVLM is illustrated in Figure 2.

4. Through our ablation experiments we show that effective GRPO training with LoRA requires high model adaptation capacity and that GRPO training benefits from detailed prompts.
5. We introduce a novel keyframe-based reward formulation integrated into the GRPO framework. While this approach does not lead to immediate performance gains on egocentric video understanding tasks, it offers a promising direction for future research.

The rest of the paper is organized as follows: In section 2, we review and present prior research effort in this area. In section 3, we introduce the EgoVLM training objective. In section 4, we outline the experimental setup. In section 5, we report our main experimental findings, including both quantitative metrics and qualitative visualizations. In section 6 we discuss a novel keyframe reward formulation and its related experiments. In section 7 we present the conclusion and discuss potential future work.

2. Related Work

RL Training Objectives Reinforcement learning (RL) has emerged as a powerful paradigm for training language models with reasoning capabilities, enabling models to align better with human preferences and downstream objectives. Among the most prominent RL techniques are Proximal Policy Optimization (PPO) [22], Direct Preference Optimization (DPO) [21], and Group Relative Policy Optimization (GRPO) [23], each offering unique trade-offs in efficiency and alignment quality.

PPO optimizes policies using reward feedback and a separate value function, employed in models like InstructGPT[18] and GPT-4[2]. DPO simplifies this by using pairwise preference comparisons without an explicit reward model, adopted by ChatGLM3-DPO[8] and WizardLM 2.0[28] for efficient alignment signal capture.

Both approaches have limitations: PPO requires large auxiliary modules[3], while DPO depends on carefully curated preference pairs[11]. GRPO offers a more efficient alternative by eliminating the value function and estimating advantages directly from group normalized reward outputs[23]. It has demonstrated strong performance in reasoning-centric applications like DeepSeekMath-RL[23] and excels in multi output reasoning tasks under resource constraints.

Reasoning VLMs Recent reasoning-oriented VLMs are predominantly trained on heterogeneous datasets without viewpoint specificity, enabling broad visual reasoning but offering limited support for egocentric understanding. Notable examples include image-centric models such as Visual RFT [15] and MedVLM-R1 [19], which are trained on

datasets like COCO [13] and large-scale medical image corpora, respectively. While these models demonstrate strong performance on single-image reasoning tasks, they lack the temporal modeling necessary for video understanding. In contrast, our work will focus on egocentric video understanding, leveraging RL to enhance the reasoning abilities of VLMs in the video domain.

Egocentric VLMs Recent efforts in egocentric video understanding have focused on scaling data and introducing task-specific architectures. MM-Ego [31] presents a large-scale 7M-sample egocentric video QA corpus and introduces Memory Pointer Prompting, achieving state-of-the-art results on several benchmarks. EgoLife [30] contributes a 300-hour multi-participant dataset and proposes the EgoButler framework, which integrates multi-modal understanding with retrieval-augmented generation. However, both approaches lack general-purpose reasoning capabilities. In contrast, ST-Think [29] addresses spatio-temporal reasoning using chain-of-thought supervision and the GRPO objective, introducing the Ego-ST Bench and the ST-R1 model. While ST-Think shares similarities with our work in applying GRPO to egocentric data, its evaluation is limited to the benchmarks introduced in their study, without assessing performance on widely used existing egocentric QA datasets. Furthermore, their model relies on pretraining with chain-of-thought (CoT) data, whereas we demonstrate that strong reasoning performance can be achieved without such supervision.

3. EgoVLM Method

In this section we describe the GRPO training objective that we use to train our EgoVLM model.

Group Relative Policy Optimization, or GRPO, is a reinforcement learning algorithm that improves a model’s reasoning by using multiple sampled outputs for a given prompt and leveraging a reward function to fine-tune the model’s behavior. To reduce the computational overhead associated with training an auxiliary value function model, as required by PPO [22], GRPO instead utilizes the mean reward from the policy model’s sampled responses as a baseline for advantage estimation. Specifically, for a given input question q we sample a group of completions $\{o_i\}_{i=1}^G$ and compute their corresponding rewards $\{r_i\}_{i=1}^G$ using the reward model. The advantage is then computed as:

$$\hat{A}_{i,t} = \tilde{r}_i = \frac{r_i - \text{mean}(\mathbf{r})}{\text{std}(\mathbf{r})} \quad (1)$$

The policy model is then optimized by maximizing the

following KL objective:

$$J_{\text{GRPO}}(\theta) = \mathbb{E}_{q \sim P(Q)} \left\{ \mathbb{E}_{\{o_i\}_{i=1}^G \sim \pi_{\theta_{\text{old}}}(O|q)} \left[\frac{1}{G} \sum_{i=1}^G \frac{1}{|o_i|} \sum_{t=1}^{|o_i|} \left\{ \min \left[\frac{\pi_{\theta}(o_{i,t}|q, o_{i < t})}{\pi_{\theta_{\text{old}}}(o_{i,t}|q, o_{i < t})} \hat{A}_{i,t}, \right. \right. \right. \\ \left. \left. \left. \text{clip} \left(\frac{\pi_{\theta}(o_{i,t}|q, o_{i < t})}{\pi_{\theta_{\text{old}}}(o_{i,t}|q, o_{i < t})}, 1 - \epsilon, 1 + \epsilon \right) \hat{A}_{i,t} \right] - \beta \mathbb{D}_{\text{KL}}(\pi_{\theta} \parallel \pi_{\text{ref}}) \right\} \right] \right\} \quad (2)$$

where π_{θ} and π_{old} are the current and old policy, and ϵ and β are hyper-parameters introduced in PPO.

Reward Modeling Consistent with the approach used in DeepSeek-R1, we avoid using a reward model and instead adopt a rule-based reward function that evaluates model outputs based on both structural compliance and answer correctness. Specifically, we use the following two reward functions:

- **Format reward:** If the model first provides a thinking process in `<think>` `</think>` tags and then provides the final answer in `<answer>` `</answer>` tags, it receives a format reward of 1.
- **Accuracy reward:** If the model provides a correct final answer within `<answer>` `</answer>` tags, it receives an accuracy reward of 1. Note that for multiple-choice question answering (MCQA) and yes/no questions, correctness is evaluated based on exact string matching. In contrast, for open-ended question answering, we employ the ROUGE-L score[12] as the accuracy reward in place of a binary signal.

Our final reward is determined as the sum of format and accuracy reward.

Dr. GRPO GRPO uses a group-wise baseline to estimate token-level advantages, but its original formulation divides the policy-loss term by both the length of each sampled response and the within-group standard deviation of returns. These normalizers introduce systematic biases: (i) the response-length bias causes correct but concise trajectories to receive disproportionately large weight while longer incorrect answers face less penalty, pushing the policy toward longer failures; (ii) the difficulty bias allows questions with small return variance to dominate mini-batch updates, distorting learning toward the extremes of the difficulty distribution.

Dr. GRPO (GRPO Done Right) [14] simplifies GRPO by removing both normalization terms: it replaces per-response normalization with a fixed generation budget and

drops per-question standard deviation scaling in the objective. The removed terms are **highlighted in red** in equations 1 and 2. Motivated by the empirical success of Dr. GRPO reported in [14], we extend and evaluate a Dr. GRPO variant within our egocentric video reasoning framework.

4. Experimental Setup

We adopt **Qwen-2.5-VL-3B-Instruct** as our base model because of its strong vision-language capabilities, which we aim to further exploit through reinforcement learning. Training follows the GRPO objective and is implemented on top of the codebase from [25]. We conduct training with the following parameters: Training Steps = 3200, Group Size/#Generations = 6, KL coefficient $\beta = 0.04$, Temperature = 0.9, and LoRA rank = 1024. Throughout training, we keep the vision encoder frozen. Due to compute constraints, We limit the number of generations during training to 6. We use a detailed prompt during training as shown in Table 1. It is important to note that GRPO training is typically preceded by a supervised fine-tuning (SFT) phase on long chain-of-thought (CoT) data, which helps the model learn to generate explicit reasoning traces. However, due to the absence of egocentric video CoT datasets, we omit this SFT step and adopt a setup similar to Deepseek’s R1-Zero [7]. We additionally train a variant with the Dr. GRPO [14] objective and a Supervised Fine-Tuning (SFT) baseline. We use LLaMA-Factory [33] for the SFT baseline while using the same LoRA rank and a frozen vision encoder. We use $8 \times$ GH200 nodes on the Vista compute cluster for training.

Training Dataset Our training corpus contains $\sim 27,000$ QA pairs drawn from $\sim 7,000$ video clips compiled from the EgoIT99K dataset [30], yielding a QA dataset that is well-suited to the GRPO formulation. EgoIT99K is a 9 classic egocentric video datasets curated by [30]. For more details on the composition of the dataset, please refer to [30]. We restrict our dataset to contain only multi-choice (MCQA), Yes/No and a few open-ended questions. For each video, we sample 16 frames uniformly during training. We also restrict the input resolution to $64 \times 28 \times 28$ per frame during training due to compute constraints.

Evaluation Benchmarks We evaluate on three popular MCQA benchmarks and report accuracy: **EgoSchema** [17] (test set), **EgoPlan** [5] (validation set), and **MV-Bench** [10]. **EgoPlan** contains 3,355 questions from real-world egocentric videos. The benchmark requires next-action inference from historical clips and a final frame, highlighting long-horizon reasoning in 419 distinct scenes. We use the validation set for our evaluation because the test set ground truth is not publicly available. For **EgoSchema**, we evaluate

Prompt Template	Prompt
Simple	<code>{Question}</code> First output a thinking process about the video and question within <code><think></code> <code></think></code> tags and then output the final answer in <code><answer></code> <code></answer></code> tags, e.g. <code><think></code> reasoning process here <code></think></code> <code><answer></code> answer here <code></answer></code> .
Detailed	<code>{Question}</code> First analyze and think about the given video and question. Provide a detailed thinking process about the video within <code><think></code> <code></think></code> tags and then output the final answer in <code><answer></code> <code></answer></code> tags, e.g. <code><think></code> thinking process here <code></think></code> <code><answer></code> answer here <code></answer></code> . While thinking you must robustly verify your solution. It's encouraged to include self-reflection or verification in the thinking process.
Detailed w/ Keyframes	<code>{Question}</code> Analyze and think about the given video and question. The given video contains 16/32 frames. First provide a detailed thinking process about the video, how it relates to the question, and which frames contain important information within <code><think></code> <code></think></code> tags. Then pick <code>{k}</code> important frames from the video needed to answer the given question and list their indices (1-based, comma-separated) within <code><frames></code> <code></frames></code> tags. Finally provide the answer within <code><answer></code> <code></answer></code> tags. For example, <code><think></code> thinking process here <code></think></code> <code><frames></code> frame indices here <code></frames></code> <code><answer></code> answer here <code></answer></code> . While thinking you must robustly verify your solution. It's encouraged to include self-reflection or verification in the thinking process.
Detailed w/ Irrelevant frames	<code>{Question}</code> Analyze and think about the given video and question. The given video contains 16/32 frames. First provide a detailed thinking process about the video, explain how it relates to the question, and locate frames in the video that are irrelevant to the question. Provide this thinking process within <code><think></code> <code></think></code> tags. Then list the non-informative frames indices (1-based, comma-separated) within <code><frames></code> <code></frames></code> tags. Finally provide the answer within <code><answer></code> <code></answer></code> tags. For example, <code><think></code> thinking process here <code></think></code> <code><frames></code> irrelevant frame indices here <code></frames></code> <code><answer></code> answer here <code></answer></code> . While thinking, you must filter out irrelevant visual information and robustly verify your solution. It is encouraged to include self-reflection or verification in the thinking process.

Table 1. Prompt templates that are used during GRPO training. Each question is inserted into the template which serves as the model input both during training and inference. We use the detailed prompt template for EgoVLM.

our model on the test set which consists of 5031 samples. While EgoSchema and EgoPlan are egocentric, **MV-Bench** contains exocentric videos; including it allows us to measure how well our egocentrically-trained reasoning model transfers to third-person scenarios. We increase the frame sampling rate to 32 frames per video and also increase the frame resolution to $128 \times 28 \times 28$ per frame during inference to boost performance.

5. Results

In this section, we present both quantitative and qualitative results from our experiments.

Training Visualization First, we illustrate the training dynamics of EgoVLM model in the plots of accuracy reward, completion length, and format reward as seen in [Figure 3](#). The format reward quickly climbs to its upper bound, reflecting consistent adherence to the expected output structure throughout training. This is likely a result of using an instruction-tuned base model, which is already optimized to generate responses in the specified format early in training. The accuracy reward curve shows a clear upward trend indi-

cating that the model progressively learns to generate more accurate answers. However, the completion length chart shows a clear absence of the commonly observed "Aha" moment during GRPO training. The "Aha" moment is an inflection point which is associated with the model learning to re-evaluate and refine its reasoning process, often accompanied by a sharp increase in completion length [34]. This is not observed even though we explicitly encourage the model to include self-reflection in its thinking process (see [Table 1](#)). Instead, the completion length remains relatively stable, without any such transition. This suggests that while the model learns to optimize for correctness and format, it does not develop a strong preference for brevity or efficiency in its outputs under the current training setup.

Benchmark Performance As shown in [Table 2](#), we report the performance of EgoVLM, trained with GRPO, alongside a SFT baseline on the EgoSchema, EgoPlan, and MVBench benchmarks. We also compare GRPO with the more recent Dr. GRPO [14] variant. EgoVLM achieves state-of-the-art accuracy on the EgoSchema benchmark, outperforming all proprietary and open-source multimodal large language models (MLLMs), with only a slight per-

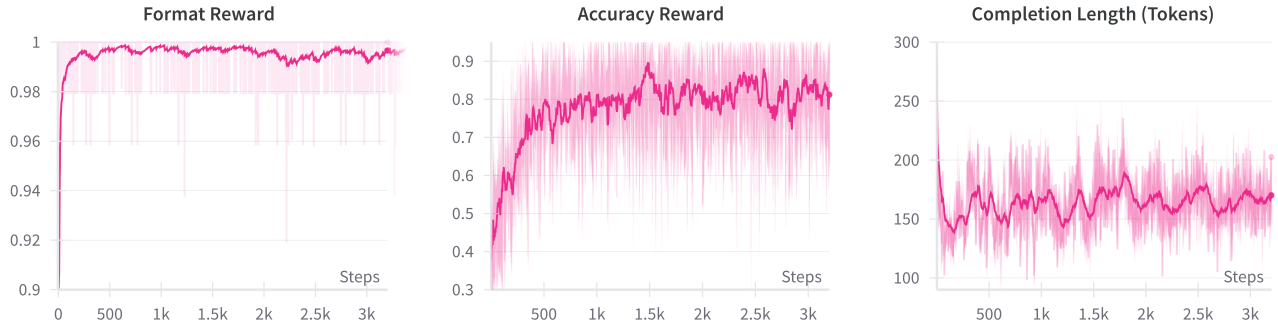


Figure 3. Training visualization of EgoVLM with the GRPO training objective. Completion length refers to the length of generated output.

Model	#Param	EgoSchema \uparrow	EgoPlan \uparrow	MVBench \uparrow	Average \uparrow
<i>Proprietary</i>					
GPT-4v* [1]	-	56.6	38.0	43.5	46.0
Gemini1.5-Pro* [26]	-	72.2	32.8	60.5	55.2
GPT-4o* [9]	-	72.2	32.8	49.1	51.4
<i>Open-source MLLMs</i>					
Qwen2.5-VL [4]	3B	59.4	32.9	66.9	53.1
Qwen2.5-VL [4]	7B	59.8	33.0	67.8	53.5
InternVideo2.5* [27]	7B	63.9	-	75.7	-
LLaVa-Video* [32]	7B	53.7	<u>33.6</u>	58.6	48.6
<i>Ours</i>					
SFT	3B	74.0	32.1	66.9	57.7
Dr. GRPO	3B	68.4	33.0	64.8	55.4
EgoVLM (GRPO)	3B	<u>73.7</u>	33.8	66.5	58.0

Table 2. Accuracy (in %) on EgoSchema, EgoPlan and MVBench. This table compares our GRPO model with several state-of-the-art commercial and open-source models. Note that the reported performance on EgoPlan is on it’s validation set. *indicates numbers borrowed from prior work.

formance gap compared to the SFT-trained variant. Notably, on the more challenging EgoPlan validation benchmark, which requires models to reason about a user’s subsequent actions toward achieving a specified goal, EgoVLM surpasses all open-source baselines. We attribute this to GRPO’s enhanced ability to model complex, goal-directed reasoning. In contrast, SFT appears to degrade performance on EgoPlan, suggesting it may lack sufficient inductive bias for multi-step planning. Additionally, we observe that Dr. GRPO consistently underperforms relative to GRPO across all benchmarks. This performance gap is likely due to the small group size (6) used during training, which increases the variance in advantage estimates due to noisier baseline means in Dr. GRPO. Without GRPO’s stabilizing effect from standard deviation normalization, this heightened variance may lead to unstable policy updates and reduced overall performance. EgoVLM also demonstrates strong generalization to non-egocentric video data, as shown by its competitive performance on the MVBench benchmark. How-

ever, since MVBench features tasks such as object counting, motion direction, and character sequencing which rely less on reasoning and more on perceptual precision, the model exhibits a slight decline in performance.

Qualitative Analysis We further illustrate the reasoning capabilities of our model through qualitative examples in Figure 4 and Figure 5. In Figure 4, drawn from the EgoPlan benchmark, EgoVLM demonstrates a nuanced understanding of the user’s intent by correctly identifying the appropriate next action in a goal-oriented task. In contrast, the SFT-trained model fails to account for the underlying context and instead selects an option that prematurely reflects the user’s final objective, rather than the required intermediate step. Similarly, Figure 5, from the EgoSchema benchmark, showcases EgoVLM’s ability to disambiguate between closely related actions. Specifically, it is able to distinguish between ‘building’ and ‘repairing’ by leveraging contextual reasoning cues. The SFT model, by compar-

Question: Considering the progress shown in the video and my current observation in the last frame, what action should I take next in order to add spice to the paste?

- A. close spice bottle | B. pick up spice bottle
C. add spice to paste | D. close fridge

☒ Answer ☐ SFT



Let me solve this step by step. <think> The person is reaching into the refrigerator, which suggests they are likely looking for something inside. Given that they are in the kitchen and considering the options provided, it seems logical that they would be looking for a spice bottle to add to the paste. This aligns with the typical sequence of actions one might take when preparing a dish that requires spices. Now, let's evaluate each option:

- A. Close spice bottle - This doesn't make sense because the person has already reached into the refrigerator, so they wouldn't need to close a bottle right away.
B. Pick up spice bottle - This is the most logical next step because the person is in the kitchen and has just opened the refrigerator, indicating they are likely looking for an ingredient.
C. Add spice to paste - This is not the next step because the person hasn't yet added any spice to the paste; they are still in the process of finding the spice.
D. Close fridge - This is also not the next step because the person has just opened the refrigerator, so closing it now would be redundant.

Considering all these points, the most appropriate action for the person to take next is to pick up the spice bottle.


</think> <answer>B</answer>

Figure 4. An example illustrating the reasoning capability of our EgoVLM model. EgoVLM is able to reason about a person's intent, correctly identifying that they must be looking for something in the fridge.

Question: What is the overarching goal of c's actions throughout the video, and how do his actions progress towards that goal?

- A. C is repairing a table.
B. Currently, c is carefully disassembling a wooden table piece by piece. |
C. Currently, c is meticulously cleaning a table thoroughly.
D. Currently, c is diligently painting a wooden table carefully.
E. C is building a table.

☒ Answer ☐ SFT



Let me solve this step by step. <think> The person starts by using a drill to make holes in the wood, which suggests they are preparing the pieces for assembly. They then move around the workshop, indicating they are likely planning their next steps. The person picks up a phone, which could be used for reference or communication. Finally, they pick up a piece of wood, suggesting they are assembling the table. This sequence of actions aligns with the idea of building a table. Now, let's consider each option:

- A. C is repairing a table - This doesn't fit because the person is not repairing anything; they are assembling a new table.
B. Currently, c is carefully disassembling a wooden table piece by piece - This contradicts the actions described, as the person is not disassembling but assembling.

...

E. C is building a table - This matches the actions described, where the person is making holes, moving around, picking up a phone, and picking up a piece of wood. Given this analysis, the most accurate option is E. </think> <answer>E</answer>

Figure 5. An example illustrating the reasoning capability of our EgoVLM model. EgoVLM reasons and disambiguates between two closely related actions.

ison, misclassifies the scenario, highlighting its limited ability to perform fine-grained reasoning. Hence, in addition to its strong performance, EgoVLM offers greater explainability and trustworthiness compared to the baseline models.

The GRPO training framework encourages the generation of diverse and interpretable reasoning paths, allowing users to better understand the model's decision-making process which is an essential feature for deployment in real-world

Question: Based on the entire video, what can you infer about C's primary goal in the scene, and how did the objects being moved relate to that goal?


A. C's primary objective or goal is to systematically rearrange the furniture items. the objects being moved, which include the chair, stool, and dining table, are being repositioned to new, designated locations within the room.

B. C's main objective in the scene is obtaining exercise. Relocating the objects around the room serves as a method for acquiring some exercise.

C. C's primary goal in the scene is essentially to create a mess. Actively moving various objects around the room serves as an effective method to make a mess.

D. C's primary goal in the scene is to play a game. Moving the objects around the room is a good way to play a game.

E. C's primary goal in the scene is to clean the floor. The objects being moved are in the way of C's cleaning efforts, so she moves them out of the way.



Answer EgoVLM

Let me solve this step by step. <think> The video shows a person moving various objects around a room, including a chair, stool, and dining table. This suggests that the person might be trying to rearrange the furniture or create a specific arrangement. However, there is no clear indication that the person is playing a game or cleaning the floor. Therefore, the most likely primary goal is to rearrange the furniture. </think> <answer>A</answer>

Figure 6. A failure case of our EgoVLM model. EgoVLM fails to identify a mop in the video.

Question: Analyze the video and explain what the most critical moments were in the process of completing the task at the construction site. What makes these moments significantly more impactful than others?

A. C's conversations with others, creating a team-centered atmosphere that boosts work ethics on-site. | B. C working with the broom and timber, as these actions showed a direct impact on the work being accomplished. |

C. Overseeing the site for work progress and identifying potential issues. |

D. C's sponge cleaning moments for maintaining a clean work environment, ultimately impacting site productivity. | E. C walking around the construction site, inspecting progress and providing necessary guidance, ultimately accelerating task completion.



Answer EgoVLM

Let me solve this step by step. <think> The video shows a construction site where workers are engaged in various tasks. One of the most critical moments is when the worker is seen using a broom to clean the area. This action is significant because it helps maintain a clean work environment, which can positively impact productivity and safety on the site. Additionally, the worker's movements and interactions with other workers suggest a collaborative effort, which can enhance teamwork and morale. Now, let's evaluate each option:

... B. This option emphasizes the worker's actions with the broom and timber, which aligns well with the video content.

C. This option mentions overseeing the site, which is relevant but not the main focus of the video.

D. This option highlights cleaning as a critical moment, which matches the video description. ... Considering all factors, the most critical moments involve the worker using the broom and timber, as these actions directly impact the work being accomplished. </think> <answer>C</answer>

Figure 7. A failure case of our EgoVLM model. EgoVLM produces answers that are inconsistent with its reasoning traces.

egocentric applications.

Limitations While EgoVLM demonstrates strong reasoning capabilities, we also observe certain limitations. As shown in Figure 6, the model fails to recognize a mop present in the input video. This failure may stem from fac-

tors such as occlusion, motion blur, or the relatively small size of the object, highlighting a current limitation in detecting fine-grained visual details. One potential direction for addressing this issue is to unfreeze and fine-tune the vision encoder during GRPO training. This could better adapt the visual backbone to egocentric scenarios, enabling it to cap-

ture more task-relevant details and improve end-to-end performance. Another example is provided in Figure 7, where the model’s final prediction is not fully consistent with its reasoning trace. Moreover, the model occasionally hallucinates visual details, such as incorrectly recognizing the presence of a broom that is clearly absent from the video. Such discrepancies indicate that there remains room for improvement in aligning the model’s reasoning steps with its final outputs.

5.1. Ablation Experiments

This section presents some ablation experiments conducted to analyze the contribution of key design choices in our approach.

Model	Reasoning	EgoSchema↑	EgoPlan↑	MVBench↑
Qwen2.5-VL	✗	59.4	32.9	66.9
EgoVLM	✓	73.7	33.8	66.5
EgoVLM	✗	72.2	32.1	67.2

Table 3. Results (Accuracy in %) of different inference approaches on EgoVLM. Inference without a reasoning step improves performance on MVBench.

Model	EgoSchema↑	EgoPlan↑	MVBench↑	Avg.↑
Qwen2.5-VL	59.4	32.9	66.9	53.1
EgoVLM	73.7	33.3	65.9	57.7
LoRA $r = 256$	66.6	33.6	64.3	54.8
Simple Prompt	70.2	33.2	64.8	56.0

Table 4. Results (Accuracy in %) of our ablation experiments. Note that these results denote performance after only 1000 training steps.

Inference Setup Recent work on reasoning LLMs [16] has shown that bypassing the thinking process via simple prompting during the inference stage is surprisingly effective and computationally efficient. Motivated by this, we re-evaluated EgoVLM using a prompt that instructs the model to directly predict the answer without generating an intermediate reasoning trace. The results, presented in Table 3, show a noticeable decline in performance on egocentric benchmarks, underscoring the critical role of reasoning in egocentric video understanding. Interestingly, this inference setup leads to improved results on MVBench, even surpassing the performance of the base model. This can be attributed to the nature of MVBench tasks, which primarily emphasize perceptual precision over complex reasoning.

Others We further investigate the impact of model training capacity and prompt complexity by training EgoVLM

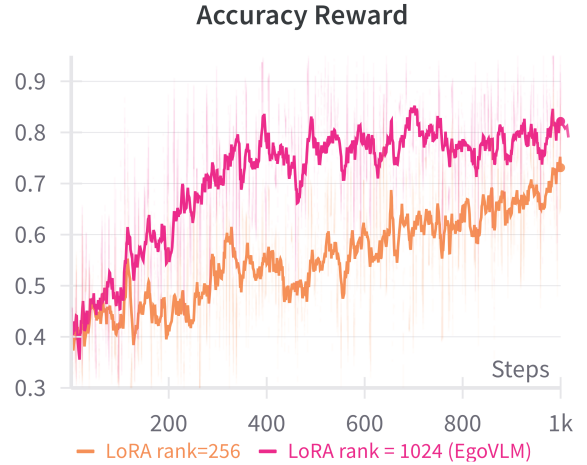


Figure 8. Accuracy reward with different LoRA ranks in GRPO training.

using a reduced LoRA rank of 256 and a simplified prompt (refer to Table 1) within the GRPO framework. Due to computational constraints, these experiments were limited to 1,000 training steps. As shown in the accuracy reward curve in Figure 8, the configuration with the smaller LoRA rank exhibits significantly slower convergence compared to the original setup. We report the performance of these runs in Table 4. It is evident that the EgoVLM model, trained with a higher LoRA rank and a more detailed prompt, outperforms both ablated settings. These findings underscore the importance of prompt specificity and sufficient adaptation capacity during GRPO training.

6. Keyframe Reward

In this section, we propose and analyze a novel keyframe-based reward formulation designed for training under the GRPO objective. Prior work [35] has emphasized the limitations of current vision-language models (VLMs) in accurately localizing keyframes that are crucial for answering questions in egocentric video tasks. To address this gap and promote temporal grounding, we introduce an additional reward signal that encourages the model to correctly identify salient or “key” frames within the input video. This reward is used in conjunction with the previously defined accuracy and format rewards. An example of the training prompt used for this objective is provided in Table 1, where the model is instructed to list the keyframes within `<frames>` and `</frames>` tags. Due to the absence of ground-truth keyframe annotations in our training data, we adopt two proxy methods to estimate frame importance for each video-QA pair. Specifically, we treat each video as a sequence of frames F_i where $i \in [0, n]$

and n is the total number of frames in the video. The details of these proxy scoring methods are described below:

1. **CLIP-score Approach:** The importance score $I(\cdot)$ for a video frame F_i , question q and answer a is given by

$$I(F_i|q, a) = \text{cos_sim}(\text{CLIP}_{\text{text}}(q+a), \text{CLIP}_{\text{image}}(F_i))$$

where $\text{cos_sim}()$ is the cosine similarity function, $\text{CLIP}_{\text{text}}$ is the CLIP [20] text-encoder and $\text{CLIP}_{\text{image}}$ is the CLIP image-encoder. $+$ is a text append operator.

2. **Probability-score Approach:** The importance score $I(\cdot)$ for a video frame F_i , question q and answer a is given by

$$I(F_i|q, a) = P_{\theta}(a|q, F_i)$$

where P_{θ} is the Qwen2.5-VL-7B-Instruct model.

The importance scores derived from the above methods are first normalized using a $\text{Softmax}()$ function to yield a distribution over frames that reflects their relative relevance to the given question. These normalized scores are then used as a proxy for identifying ground-truth keyframes, which serve as supervision signals in our keyframe-based reward formulation. We explore three strategies for selecting these keyframes:

- **Top-K:** Select K frames with the highest importance scores. The corresponding training prompt is shown in Table 1, Row 3.
- **Top-P:** Select top n frames with the highest importance scores whose cumulative score reaches at least P , ensuring that only the most salient frames are retained.
- **Bottom-P:** Select n frames with the lowest scores whose cumulative score reaches at least P . Note that this strategy targets the identification of irrelevant frames rather than relevant ones. The corresponding training prompt is shown in Table 1, Row 4. We adopt this approach based on the observation that $\sim 80\%$ of the frames fall within the Top-P = 0.8 threshold using both CLIP-based and probability-based scoring methods. This indicates that most frames are deemed important, making it potentially more tractable for the model to identify and discard irrelevant content.

Finally, we define the keyframe reward as the F1-score between the predicted keyframes and the proxy ground-truth keyframes. This formulation encourages the model to achieve both high precision and high recall, discouraging trivial solutions such as predicting all input frames as keyframes. The results of this experiment are summarized in Table 5. We observe that models trained with the keyframe reward exhibit strong performance across both egocentric benchmarks, even surpassing EgoVLM’s accuracy on the EgoPlan dataset.

However, a closer analysis of the model’s outputs reveals a concerning pattern: the model frequently predicts the same

set of keyframe indices regardless of the input video. This behavior suggests that the model is not truly attending to the temporal content of the video and is failing to perform meaningful keyframe localization. We hypothesize that this arises from the model’s difficulty in distinguishing information between consecutive frames after they have been encoded by the vision encoder. This issue is further supported by the model’s poor performance on simple diagnostic questions such as “How many frames are present in the provided video?”, which implies a lack of frame-level temporal awareness.

Multi-image Input Format To address this limitation, we introduce an alternative input format in which the video is presented as a sequence of independent frame images. Each frame is prepended with a $\langle \text{frame}_i \rangle$ tag where $i \in [1, n]$ denotes the index of a frame within a video of n frames. We retrain the model using this multi-image input representation and evaluate its performance, as reported in Table 6. We see that by simply switching to this multi-image input format the base model now achieves a significant performance improvement on the egocentric benchmarks. Notably, it outperforms EgoVLM on the EgoPlan dataset, highlighting the importance of frame-level distinction in input representations for effective egocentric video understanding on these benchmarks.

However, incorporating keyframe rewards into the GRPO objective under this new input format leads to a degradation in performance on the EgoPlan and MVBench benchmarks. Moreover, the performance on EgoSchema lags significantly behind EgoVLM. This may be attributed to the increased complexity of the learning signal, where the model is now simultaneously optimizing for keyframe localization and task-specific accuracy. Additionally, the proxy nature of the keyframe supervision which is derived from unsupervised frame scoring methods rather than ground-truth annotations, may introduce noise into the reward signal, hindering effective policy updates during training. This highlights the need for more reliable keyframe annotations or improved methods for generating frame importance signals when incorporating temporal grounding objectives.

7. Conclusion and Future Work

In this work, we present EgoVLM, a reasoning-centric vision-language model specifically designed for egocentric video understanding. By leveraging the GRPO training objective, we demonstrate that EgoVLM can effectively bridge the gap between visual perception and complex reasoning, achieving outstanding performance on multiple egocentric benchmarks. Unlike conventional SFT-based methods, our approach encourages deeper reasoning capabilities without relying on any chain-of-thought data,

Model	EgoSchema \uparrow	EgoPlan \uparrow	MVBench \uparrow	Avg. \uparrow
Qwen2.5-VL	59.4	32.9	66.9	53.1
EgoVLM	73.7	33.3	65.9	57.7
CLIP Top-K=5	73.4	33.2	64.5	57.0
Prob. Top-K=3	72.8	34.3	63.7	57.0
Prob. Top-K=5	73.5	34.3	64.2	57.3
Prob. Top-P=.5	72.5	32.8	63.8	56.4
Prob. Bot-P=.2	73.3	33.2	65.0	57.2

Table 5. Results (Accuracy in %) of our keyframe reward experiments with video input format. CLIP and Prob. indicate CLIP and Probability-based importance scoring approaches respectively. Bot-P denotes the Bottom-P keyframe approach.

Model	EgoSchema \uparrow	EgoPlan \uparrow	MVBench \uparrow	Avg. \uparrow
<i>Video Input</i>				
Qwen2.5-VL	59.4	32.9	66.9	53.1
EgoVLM	73.7	33.3	65.9	57.7
<i>Multi-image Input</i>				
Qwen2.5-VL	62.4	38.7	64.7	55.3
Prob. Top-K=5	65.1	37.4	59.9	54.1
Prob. Top-P=.5	64.8	36.8	59.4	53.7
Prob. Bot-P=.2	65.3	37.0	61.1	54.5

Table 6. Results (Accuracy in %) of our keyframe reward experiments with multi-image and video input formats. CLIP and Prob. indicate CLIP and Probability-based importance scoring approaches respectively. Bot-P denotes the Bottom-P keyframe approach.

showcasing the efficacy of GRPO in first-person video domains. Furthermore, we show that EgoVLM’s reasoning ability generalizes well to non-egocentric settings, highlighting its broad applicability. Our ablation studies confirm the importance of prompt design and model capacity in successful GRPO training, and our exploration of keyframe-based rewards suggest future avenues for improving temporal grounding.

While EgoVLM demonstrates strong reasoning capabilities and competitive performance, several promising directions remain for future research. First, augmenting GRPO training with a curated chain-of-thought dataset tailored to egocentric contexts could further enhance the depth of the model’s reasoning. Additionally, integrating learnable visual encoders rather than frozen backbones may improve fine-grained understanding of occluded or subtle visual cues common in egocentric videos. Finally, our keyframe reward experiments suggest that more advanced frame-level grounding supervision, potentially derived from human annotations or attention mechanisms, could improve the model’s temporal grounding.

References

- [1] Gpt-4v(ision) system card. 2023. 6
- [2] Josh Achiam, Steven Adler, Sandhini Agarwal, Lama Ahmad, Ilge Akkaya, Florencia Leoni Aleman, Diogo Almeida, Janko Altenschmidt, Sam Altman, Shyamal Anadkat, et al. Gpt-4 technical report. *arXiv preprint arXiv:2303.08774*, 2023. 3
- [3] Arash Ahmadian, Chris Cremer, Matthias Gallé, Marzieh Fadaee, Julia Kreutzer, Olivier Pietquin, Ahmet Üstün, and Sara Hooker. Back to basics: Revisiting reinforce style optimization for learning from human feedback in llms. *arXiv preprint arXiv:2402.14740*, 2024. 3
- [4] Shuai Bai, Keqin Chen, Xuejing Liu, Jialin Wang, Wenbin Ge, Sibao Song, Kai Dang, Peng Wang, Shijie Wang, Jun Tang, Humen Zhong, Yuanzhi Zhu, Mingkun Yang, Zhao-hai Li, Jianqiang Wan, Pengfei Wang, Wei Ding, Zheren Fu, Yiheng Xu, Jiabo Ye, Xi Zhang, Tianbao Xie, Zesen Cheng, Hang Zhang, Zhibo Yang, Haiyang Xu, and Junyang Lin. Qwen2.5-vl technical report, 2025. 6
- [5] Yi Chen, Yuying Ge, Yixiao Ge, Mingyu Ding, Bohao Li, Rui Wang, Ruifeng Xu, Ying Shan, and Xihui Liu. Egoplan-bench: Benchmarking multimodal large language models for human-level planning. *arXiv preprint arXiv:2312.06722*, 2023. 4
- [6] Sijie Cheng, Kechen Fang, Yangyang Yu, Sicheng Zhou, Bohao Li, Ye Tian, Tingguang Li, Lei Han, and Yang Liu. Videogothink: Assessing egocentric video understanding capabilities for embodied ai. *arXiv preprint arXiv:2410.11623*, 2024. 1
- [7] DeepSeek-AI, Daya Guo, Dejian Yang, Haowei Zhang, Junxiao Song, Ruoyu Zhang, Runxin Xu, Qihao Zhu, Shitong Ma, Peiyi Wang, Xiao Bi, Xiaokang Zhang, Xingkai Yu, Yu Wu, Z. F. Wu, Zhibin Gou, Zhihong Shao, Zhuoshu Li, Ziyi Gao, Aixin Liu, Bing Xue, Bingxuan Wang, Bochao Wu, Bei Feng, Chengda Lu, Chenggang Zhao, Chengqi Deng, Chenyu Zhang, Chong Ruan, Damai Dai, Deli Chen, Dongjie Ji, Erhang Li, Fangyun Lin, Fucong Dai, Fuli Luo, Guangbo Hao, Guanting Chen, Guowei Li, H. Zhang, Han Bao, Hanwei Xu, Haocheng Wang, Honghui Ding, Huajian Xin, Huazuo Gao, Hui Qu, Hui Li, Jianzhong Guo, Jiashi Li, Jiawei Wang, Jingchang Chen, Jingyang Yuan, Junjie Qiu, Junlong Li, J. L. Cai, Jiaqi Ni, Jian Liang, Jin Chen, Kai Dong, Kai Hu, Kaige Gao, Kang Guan, Kexin Huang, Kuai Yu, Lean Wang, Lecong Zhang, Liang Zhao, Litong Wang, Liyue Zhang, Lei Xu, Leyi Xia, Mingchuan Zhang, Minghua Zhang, Minghui Tang, Meng Li, Miaojuan Wang, Mingming Li, Ning Tian, Panpan Huang, Peng Zhang, Qiancheng Wang, Qinyu Chen, Qiusi Du, Ruiqi Ge, Ruisong Zhang, Ruizhe Pan, Runji Wang, R. J. Chen, R. L. Jin, Ruyi Chen, Shanghao Lu, Shangyan Zhou, Shanhuang Chen, Shengfeng Ye, Shiyu Wang, Shuiping Yu, Shunfeng Zhou, Shuting Pan, S. S. Li, Shuang Zhou, Shaoqing Wu, Shengfeng Ye, Tao Yun, Tian Pei, Tianyu Sun, T. Wang, Wangding Zeng, Wan-jia Zhao, Wen Liu, Wenfeng Liang, Wenjun Gao, Wenqin Yu, Wentao Zhang, W. L. Xiao, Wei An, Xiaodong Liu, Xiaohan Wang, Xiaokang Chen, Xiaotao Nie, Xin Cheng, Xin Liu, Xin Xie, Xingchao Liu, Xinyu Yang, Xinyuan Li, Xuecheng

- Su, Xuheng Lin, X. Q. Li, Xiangyue Jin, Xiaojin Shen, Xiaosha Chen, Xiaowen Sun, Xiaoxiang Wang, Xinnan Song, Xinyi Zhou, Xianzu Wang, Xinxia Shan, Y. K. Li, Y. Q. Wang, Y. X. Wei, Yang Zhang, Yanhong Xu, Yao Li, Yao Zhao, Yaofeng Sun, Yaohui Wang, Yi Yu, Yichao Zhang, Yifan Shi, Yiliang Xiong, Ying He, Yishi Piao, Yisong Wang, Yixuan Tan, Yiyang Ma, Yiyuan Liu, Yongqiang Guo, Yuan Ou, Yuduan Wang, Yue Gong, Yuheng Zou, Yujia He, Yunfan Xiong, Yuxiang Luo, Yuxiang You, Yuxuan Liu, Yuyang Zhou, Y. X. Zhu, Yanhong Xu, Yanping Huang, Yaohui Li, Yi Zheng, Yuchen Zhu, Yunxian Ma, Ying Tang, Yukun Zha, Yuting Yan, Z. Z. Ren, Zehui Ren, Zhangli Sha, Zhe Fu, Zhean Xu, Zhenda Xie, Zhengyan Zhang, Zhewen Hao, Zhicheng Ma, Zhigang Yan, Zhiyu Wu, Zihui Gu, Zijia Zhu, Zijun Liu, Zilin Li, Ziwei Xie, Ziyang Song, Zizheng Pan, Zhen Huang, Zhipeng Xu, Zhongyu Zhang, and Zhen Zhang. Deepseek-r1: Incentivizing reasoning capability in llms via reinforcement learning, 2025. 1, 4
- [8] Team GLM, Aohan Zeng, Bin Xu, Bowen Wang, Chenhui Zhang, Da Yin, Dan Zhang, Diego Rojas, Guanyu Feng, Hanlin Zhao, et al. Chatglm: A family of large language models from glm-130b to glm-4 all tools. *arXiv preprint arXiv:2406.12793*, 2024. 3
- [9] Aaron Hurst, Adam Lerer, Adam P Goucher, Adam Perelman, Aditya Ramesh, Aidan Clark, AJ Ostrow, Akila Welihinda, Alan Hayes, Alec Radford, et al. Gpt-4o system card. *arXiv preprint arXiv:2410.21276*, 2024. 6
- [10] Kunchang Li, Yali Wang, Yinan He, Yizhuo Li, Yi Wang, Yi Liu, Zun Wang, Jilan Xu, Guo Chen, Ping Luo, Limin Wang, and Yu Qiao. Mvbench: A comprehensive multimodal video understanding benchmark, 2024. 4
- [11] Mengyang Li and Zhong Zhang. 2d-curri-dpo: Two-dimensional curriculum learning for direct preference optimization. *arXiv preprint arXiv:2504.07856*, 2025. 3
- [12] Chin-Yew Lin. ROUGE: A package for automatic evaluation of summaries. In *Text Summarization Branches Out*, pages 74–81, Barcelona, Spain, 2004. Association for Computational Linguistics. 4
- [13] Tsung-Yi Lin, Michael Maire, Serge Belongie, James Hays, Pietro Perona, Deva Ramanan, Piotr Dollár, and C Lawrence Zitnick. Microsoft coco: Common objects in context. In *Computer vision—ECCV 2014: 13th European conference, Zurich, Switzerland, September 6–12, 2014, proceedings, part v 13*, pages 740–755. Springer, 2014. 3
- [14] Zichen Liu, Changyu Chen, Wenjun Li, Penghui Qi, Tianyu Pang, Chao Du, Wee Sun Lee, and Min Lin. Understanding r1-zero-like training: A critical perspective. *arXiv preprint arXiv:2503.20783*, 2025. 4, 5
- [15] Ziyu Liu, Zeyi Sun, Yuhang Zang, Xiaoyi Dong, Yuhang Cao, Haodong Duan, Dahua Lin, and Jiaqi Wang. Visual-rl: Visual reinforcement fine-tuning. *arXiv preprint arXiv:2503.01785*, 2025. 3
- [16] Wenjie Ma, Jingxuan He, Charlie Snell, Tyler Griggs, Sewon Min, and Matei Zaharia. Reasoning models can be effective without thinking, 2025. 9
- [17] Karttikeya Mangalam, Raiymbek Akshulakov, and Jitendra Malik. Egoschema: A diagnostic benchmark for very long-form video language understanding. *Advances in Neural Information Processing Systems*, 36:46212–46244, 2023. 4
- [18] Long Ouyang, Jeffrey Wu, Xu Jiang, Diogo Almeida, Carroll Wainwright, Pamela Mishkin, Chong Zhang, Sandhini Agarwal, Katarina Slama, Alex Ray, et al. Training language models to follow instructions with human feedback. *Advances in neural information processing systems*, 35:27730–27744, 2022. 3
- [19] Jiazhen Pan, Che Liu, Junde Wu, Fenglin Liu, Jiayuan Zhu, Hongwei Bran Li, Chen Chen, Cheng Ouyang, and Daniel Rueckert. Medvlm-r1: Incentivizing medical reasoning capability of vision-language models (vlms) via reinforcement learning, 2025. 1, 3
- [20] Alec Radford, Jong Wook Kim, Chris Hallacy, Aditya Ramesh, Gabriel Goh, Sandhini Agarwal, Girish Sastry, Amanda Askell, Pamela Mishkin, Jack Clark, Gretchen Krueger, and Ilya Sutskever. Learning transferable visual models from natural language supervision. In *Proceedings of the 38th International Conference on Machine Learning*, pages 8748–8763. PMLR, 2021. 10
- [21] Rafael Rafailov, Archit Sharma, Eric Mitchell, Christopher D Manning, Stefano Ermon, and Chelsea Finn. Direct preference optimization: Your language model is secretly a reward model. *Advances in Neural Information Processing Systems*, 36:53728–53741, 2023. 3
- [22] John Schulman, Filip Wolski, Prafulla Dhariwal, Alec Radford, and Oleg Klimov. Proximal policy optimization algorithms. *arXiv preprint arXiv:1707.06347*, 2017. 3
- [23] Zhihong Shao, Peiyi Wang, Qihao Zhu, Runxin Xu, Junxiao Song, Xiao Bi, Haowei Zhang, Mingchuan Zhang, YK Li, Y Wu, et al. Deepseekmath: Pushing the limits of mathematical reasoning in open language models. *arXiv preprint arXiv:2402.03300*, 2024. 3
- [24] Zhihong Shao, Peiyi Wang, Qihao Zhu, Runxin Xu, Junxiao Song, Mingchuan Zhang, Y.K. Li, Y. Wu, and Daya Guo. Deepseekmath: Pushing the limits of mathematical reasoning in open language models, 2024. 1
- [25] Haozhan Shen, Peng Liu, Jingcheng Li, Chunxin Fang, Yibo Ma, Jiajia Liao, Qiaoli Shen, Zilun Zhang, Kangjia Zhao, Qianqian Zhang, Ruochen Xu, and Tiancheng Zhao. Vlm-r1: A stable and generalizable r1-style large vision-language model. *arXiv preprint arXiv:2504.07615*, 2025. 4
- [26] Gemini Team, Rohan Anil, Sebastian Borgeaud, Jean-Baptiste Alayrac, Jiahui Yu, Radu Soricut, Johan Schalkwyk, Andrew M Dai, Anja Hauth, Katie Millican, et al. Gemini: a family of highly capable multimodal models. *arXiv preprint arXiv:2312.11805*, 2023. 6
- [27] Yi Wang, Xinhao Li, Ziang Yan, Yinan He, Jiashuo Yu, Xianguyu Zeng, Chenting Wang, Changlian Ma, Haian Huang, Jianfei Gao, Min Dou, Kai Chen, Wenhai Wang, Yu Qiao, Yali Wang, and Limin Wang. Internvideo2.5: Empowering video mllms with long and rich context modeling, 2025. 6
- [28] WizardLM Team. Wizardlm 2, 2024. 3
- [29] Peiran Wu, Yunze Liu, Chonghan Liu, Miao Liu, and Junxiao Shen. St-think: How multimodal large language models reason about 4d worlds from ego-centric videos. *arXiv preprint arXiv:2503.12542*, 2025. 3

- [30] Jingkang Yang, Shuai Liu, Hongming Guo, Yuhao Dong, Xiamengwei Zhang, Sicheng Zhang, Pengyun Wang, Zitang Zhou, Binzhu Xie, Ziyue Wang, Bei Ouyang, Zhengyu Lin, Marco Cominelli, Zhongang Cai, Yuanhan Zhang, Peiyuan Zhang, Fangzhou Hong, Joerg Widmer, Francesco Gringoli, Lei Yang, Bo Li, and Ziwei Liu. Egolife: Towards egocentric life assistant. In *The IEEE/CVF Conference on Computer Vision and Pattern Recognition*, 2025. [2](#), [3](#), [4](#)
- [31] Hanrong Ye, Haotian Zhang, Erik Daxberger, Lin Chen, Zongyu Lin, Bowen Zhang, Haoxuan You, Dan Xu[†], Zhe Gan, Jiasen Lu, and Yinfei Yang. Mm-ego: Towards building egocentric multimodal llms. In *ICLR*, 2025. [2](#), [3](#)
- [32] Yuanhan Zhang, Jinming Wu, Wei Li, Bo Li, Zejun Ma, Ziwei Liu, and Chunyuan Li. Video instruction tuning with synthetic data, 2024. [6](#)
- [33] Yaowei Zheng, Richong Zhang, Junhao Zhang, Yanhan Ye, Zheyang Luo, Zhangchi Feng, and Yongqiang Ma. Llamafactory: Unified efficient fine-tuning of 100+ language models. In *Proceedings of the 62nd Annual Meeting of the Association for Computational Linguistics (Volume 3: System Demonstrations)*, Bangkok, Thailand, 2024. Association for Computational Linguistics. [4](#)
- [34] Hengguang Zhou, Xirui Li, Ruochen Wang, Minhao Cheng, Tianyi Zhou, and Cho-Jui Hsieh. R1-zero’s ”aha moment” in visual reasoning on a 2b non-sft model, 2025. [5](#)
- [35] Sheng Zhou, Junbin Xiao, Qingyun Li, Yicong Li, Xun Yang, Dan Guo, Meng Wang, Tat-Seng Chua, and Angela Yao. Egotextvqa: Towards egocentric scene-text aware video question answering, 2025. [1](#), [9](#)