

eACGM: Non-instrumented Performance Tracing and Anomaly Detection towards Machine Learning Systems

Ruilin Xu[†], Zongxuan Xie[†], Pengfei Chen^{*}

School of Computer Science and Engineering, Sun Yat-sen University, Guangzhou, China
 {xurlin5, xiez25}@mail2.sysu.edu.cn, chenpf7@mail.sysu.edu.cn

Abstract—We present eACGM, a full-stack AI/ML system monitoring framework based on eBPF. eACGM collects real-time performance data from key hardware components, including the GPU and network communication layer, as well as from key software stacks such as CUDA, Python, and PyTorch, all without requiring any code instrumentation or modifications. Additionally, it leverages `libnvml` to gather process-level GPU resource usage information. By applying a Gaussian Mixture Model (GMM) to the collected multidimensional performance metrics for statistical modeling and clustering analysis, eACGM effectively identifies complex failure modes, such as latency anomalies, hardware failures, and communication inefficiencies, enabling rapid diagnosis of system bottlenecks and abnormal behaviors.

To evaluate eACGM’s effectiveness and practicality, we conducted extensive empirical studies and case analyses in multi-node distributed training scenarios. The results demonstrate that eACGM, while maintaining a non-intrusive and low-overhead profile, successfully captures critical performance anomalies during model training and inference. Its stable anomaly detection performance and comprehensive monitoring capabilities validate its applicability and scalability in real-world production environments, providing strong support for performance optimization and fault diagnosis in large-scale AI/ML systems.

Index Terms—eBPF, system monitoring, AI/ML performance analysis, anomaly detection

I. INTRODUCTION

The scale and complexity of modern AI/ML systems continue to grow [1]–[4], with extensive GPU computations [1], [5], [6] and low-level communication playing a crucial role. In contemporary multi-GPU and multi-node training environments, intense competition for system resources and complex task scheduling often lead to performance issues under heavy workloads, such as CUDA memory overflows, CUDA kernel timeouts, and GPU resource contention [7], [8]. These challenges not only slow down training, but can also interrupt the entire model training process. Therefore, real-time detection and precise localization of such failures are critical to ensuring the stability and efficiency of AI/ML systems.

Existing performance monitoring tools are mainly based on instrumentation techniques [9], [10], [31], which insert monitoring code into the system to capture state and performance data. Although these methods improve observability,

their high intrusiveness and associated performance overhead often introduce additional burdens. In multi-node distributed training, for example, instrumentation-based tools can significantly increase communication latency and, in some cases, even interfere with the training process itself. Furthermore, traditional tools struggle to provide comprehensive and real-time monitoring across multi-layered system components. The dynamic scheduling of GPU resources, deep integration with heterogeneous hardware, and multi-layer software stacks further exacerbate the complexity of monitoring. In long-running AI/ML workloads, conventional monitoring techniques often fail to quickly identify performance bottlenecks and failure points, resulting in prolonged diagnosis and optimization cycles.

To address these challenges, there is an urgent need for an efficient monitoring framework that offers full-stack coverage and non-intrusive, real-time tracking of system performance bottlenecks. In recent years, extended Berkeley Packet Filter (eBPF) technology has emerged as a powerful approach to system monitoring due to its lightweight and high-efficiency characteristics. eBPF enables the collection of critical system and application interaction data without modifying application code, running within the kernel execution environment with minimal overhead. Its real-time nature makes it particularly well-suited for the complex environments of modern AI/ML systems.

In response to these challenges, we present **eACGM**, an **eBPF**-based **A**utomated **C**omprehensive **G**overnance and **M**onitoring framework. eACGM provides comprehensive monitoring from hardware (GPU, network) to software (CUDA, Python, PyTorch) while maintaining minimal impact on system performance. Leveraging eBPF, eACGM enhances the granularity and real-time capabilities of system monitoring. Additionally, by integrating `libnvml` [34], eACGM enables precise tracking of process-level GPU resource usage. Through statistical analysis techniques such as GMM, eACGM intelligently identifies and quantifies anomalous behavior patterns in complex environments, facilitating rapid fault localization and performance bottleneck analysis, thereby providing strong support for system tuning and fault diagnosis.

Our key contributions are summarized as follows:

- 1) **Non-intrusive, low-overhead real-time monitoring:**

[†]Equal contribution.

^{*}Corresponding author.

eACGM utilizes eBPF for kernel-based monitoring, achieving high-precision tracking of key performance metrics with minimal system interference, effectively providing an almost “zero-intrusion” monitoring solution for AI/ML systems.

- 2) **Fine-grained GPU resource monitoring:** By integrating `libnvmml`, eACGM enables precise monitoring of critical GPU metrics, including process-level utilization, memory consumption, temperature, and power usage.
- 3) **Full-stack performance coverage:** eACGM provides end-to-end monitoring from hardware components (GPU, network) to software layers (CUDA, Python, PyTorch), addressing the limitations of conventional tools.
- 4) **Intelligent anomaly and bottleneck analysis:** Leveraging GMM for clustering and statistical modeling of high-dimensional performance metrics, eACGM accurately detects anomalous patterns, offering quantitative insights for performance optimization.

By introducing eACGM, we significantly enhance AI/ML system monitoring capabilities, providing a novel approach to performance optimization and fault diagnosis. This work lays the foundation for future advancements in large-scale AI/ML system observability, offering promising prospects for practical deployment. The source code of eACGM is available at <https://github.com/shady1543/eACGM>.

II. RELATED WORK

A. AI/ML Performance Profiling and Diagnosis

Existing AI/ML performance analysis and fault diagnosis tools primarily rely on instrumentation-based methods or explicit API calls. For example, tools like Nvprof and Nsight Systems [9], [10] analyze GPU kernel execution statistics, aiding CUDA kernel and memory optimization. However, these tools require users to manually modify code or configure command-line options, introducing potential intrusiveness and additional performance overhead. Framework-level profilers such as the PyTorch Profiler and TensorFlow Profiler [11], [12] provide convenient monitoring interfaces but require explicit API calls within user code. Consequently, they fail to capture cross-layer system bottlenecks transparently and often overlook low-level hardware and network communication dynamics, making full-stack performance monitoring challenging.

B. GPU Resource Monitoring and Analysis

Dedicated GPU monitoring tools, such as NVIDIA’s DCGM and Nvidia-smi [13], [14], collect real-time GPU utilization, power consumption, and temperature statistics. These tools are widely used in hardware diagnostics for high-performance computing clusters and data centers. However, they primarily focus on hardware state visualization and basic resource tracking, lacking deep integration with AI/ML application logic. This results in limited insights for correlating framework-level events with hardware performance anomalies, restricting

their effectiveness in full-stack system optimization and fault localization.

C. eBPF-based System Monitoring

Originally developed for network performance analysis [18], [19], eBPF has evolved into a powerful tool for observability, security, and debugging [20]–[24]. Recent advancements have extended its applications to system diagnostics and performance analysis, particularly in cloud-native environments, distributed systems, and kernel debugging [25], [30]. Tools such as bcc, bpftrace, and Sysdig [15]–[17] leverage eBPF to attach probes within the kernel space, enabling real-time, low-overhead system state capture. However, existing general-purpose eBPF tools focus on kernel debugging, system call tracing, and cloud service observability, providing limited support for AI/ML-specific workloads. In particular, they fail to comprehensively capture GPU resource usage, framework-level events, and distributed communication performance issues, which are critical to large-scale AI/ML workloads.

D. Distributed Training and Communication Optimization

In distributed AI/ML training, network communication latency and inefficiencies can significantly impact model convergence and system performance. Existing research has explored strategies for optimizing NCCL parameters, distributed workload scheduling, and network topology planning to enhance communication efficiency [37]–[42]. While these approaches improve throughput and reduce latency, they lack real-time, full-stack monitoring capabilities to detect communication anomalies and correlate them with broader system-level events. As AI/ML workloads scale across multiple GPUs and nodes, dynamic performance bottlenecks emerge due to GPU resource contention, memory inefficiencies, and synchronization overheads, necessitating a holistic monitoring solution.

To address these limitations, eACGM leverages eBPF-based kernel tracing to capture system interactions in real time without modifying application code or introducing instrumentation overhead. Additionally, by integrating `libnvmml`, eACGM enables fine-grained GPU monitoring, offering insights into memory usage, power consumption, and temperature trends. Unlike traditional profiling tools, eACGM extends low-level kernel observability to high-level AI frameworks, correlating GPU, network, and deep learning stack performance metrics for intelligent anomaly detection using GMM. This enables a non-intrusive, full-stack monitoring solution tailored to large-scale AI/ML workloads.

III. SYSTEM DESIGN AND IMPLEMENTATION

A. System Architecture

eACGM is a comprehensive, full-stack monitoring framework designed to enhance the observability of AI/ML systems. It leverages eBPF (Extended Berkeley Packet Filter) technology for kernel-level event tracing, allowing for efficient and low-overhead monitoring without requiring modifications to application code. At the same time, eACGM integrates




Fig. 1. The proposed eACGM system architecture, which provides full-stack monitoring of both software (CUDA, Python, PyTorch) and hardware (GPU, NCCL) using eBPF and libnvml, along with multi-layer data analysis and visualization through GMM.

libnvml, a powerful library for GPU resource monitoring, to capture detailed performance data at the hardware level.

As illustrated in Figure 1, eACGM spans from low-level CUDA function calls to higher-level AI frameworks, including operations within PyTorch and Python function calls. This hierarchical design enables eACGM to monitor multiple layers of the system, providing a detailed view of both hardware and software interactions. By dynamically deploying eBPF probes at key points in the execution path, eACGM captures crucial event data related to CUDA, PyTorch, and Python, such as function calls, kernel launches, and operator executions.

For GPU resource monitoring, eACGM relies on libnvml, which provides precise metrics on GPU utilization, memory consumption, power usage, temperature, and other performance indicators. Finally, the monitored data collected can be fed into visualization tools such as Perfetto [47] for rendering, enabling multi-level data analysis and fault detection. This combination of eBPF-based event tracing and libnvml-based hardware monitoring enables eACGM to perform fine-grained performance analysis and fault diagnosis across the entire stack. It offers a holistic view of the system’s operation, from low-level GPU events to high-level AI model training tasks, facilitating the detection of performance bottlenecks and system failures across both software and hardware layers.

B. Data Collection

To achieve fine-grained monitoring, eACGM employs a multi-level data collection mechanism that combines eBPF probes and libnvml queries. This approach ensures that eACGM can provide a comprehensive and detailed view of the system’s performance across both the software and hardware layers.

Tracing CUDA Events. CUDA is the lowest-level interface for interacting with GPUs in AI/ML systems, and it plays a critical role in memory management and kernel execution. eACGM identifies the PyTorch CUDA runtime library’s lo-

cation within the pip installation directory and system-wide CUDA path. It then inserts eBPF probes at the entry and exit points of key CUDA functions, capturing events such as memory allocation and kernel launches. This allows eACGM to provide detailed performance insights without modifying application code. By tracking CUDA events at the kernel level, eACGM helps detect issues such as memory bottlenecks, kernel timeouts, and inefficient memory access patterns, which are critical for optimizing the performance of GPU-intensive AI workloads.

Tracing Python Function Calls. Python serves as the interface between PyTorch (or other AI frameworks) and lower-level systems. eACGM attaches an eBPF probe to the PyObject_CallFunction API, which is used to invoke Python functions. By tracking function calls with timestamps and thread IDs, eACGM identifies performance bottlenecks related to high-frequency function invocations. Monitoring Python-level events is essential for diagnosing inefficiencies in the AI/ML framework, such as excessive function call overhead, frequent garbage collection cycles, or blocking operations, all of which can significantly affect overall performance.

Tracing Torch Operators. In PyTorch, operator execution is critical for AI model performance. However, due to C++ symbol obfuscation in PyTorch, locating relevant runtime functions for Torch operators is particularly challenging. eACGM overcomes this challenge by employing extensive reverse engineering techniques to successfully identify the target functions. After identifying these functions, eACGM attaches eBPF probes to the Torch operators, enabling it to track execution times, parameters, and invocation frequency. For example, eACGM can compare the performance of Torch operators before and after JIT (Just-In-Time) acceleration. By monitoring the execution of Torch operators, eACGM helps developers identify specific bottlenecks in both the forward and backward passes of neural networks, allowing

for optimization of operator execution for greater efficiency.

Tracing NCCL Communication Events. In distributed training, GPU-to-GPU communication efficiency is crucial. NCCL (NVIDIA Collective Communications Library) [46] is widely used for communication between GPUs. eACGM instruments NCCL function calls (e.g., `ncclAllReduce`, `ncclCommInitRank`) using eBPF probes to measure communication overhead, message sizes, and function execution latency. This provides insights into potential bottlenecks in distributed training setups, particularly those related to network communication and synchronization. By tracing NCCL communication events, eACGM helps identify issues such as slow message passing, resource contention between GPUs, or imbalanced workload distribution, all of which can significantly hinder the scaling efficiency of multi-GPU and multi-node setups.

Monitoring Process-level GPU Resource Utilization. At the process level, eACGM collects real-time GPU metrics, including memory usage and GPU utilization, using `libnvmml`. Monitoring GPU resource usage at this level is crucial for diagnosing issues such as resource contention, where multiple processes compete for the same GPU resources, or imbalanced workload distribution, where one process consumes more resources than others. By monitoring at the process level, eACGM helps optimize GPU resource allocation and ensures efficient distribution of workloads across processes.

Monitoring Global GPU Performance. Beyond individual process monitoring, eACGM captures global GPU statistics (e.g., total memory utilization, power consumption, and temperature) to assess overall system health and identify large-scale performance anomalies. Global GPU metrics provide an overview of the GPU’s overall performance, enabling eACGM to detect systemic issues that affect the entire system, such as overheating, power bottlenecks, or inefficient resource allocation across processes.

By integrating these multi-level data sources, eACGM builds a complete performance profile of AI/ML workloads, facilitating efficient diagnosis and optimization. This layered approach allows eACGM to capture valuable information across different levels, from hardware resource contention to software inefficiencies, laying the foundation for future in-depth analysis and optimization.

C. Data Analysis

eACGM performs multi-dimensional data analysis to extract performance insights and identify potential bottlenecks. It correlates events across different layers—including CUDA, Python, Torch, NCCL, and GPU resource utilization—to provide a holistic view of system behavior, enabling developers to pinpoint and resolve performance issues efficiently.

CUDA Event Analysis. eACGM analyzes key CUDA function parameters to assess performance efficiency. For instance, it records the kernel configuration (e.g., thread count, block size) in `cudaLaunchKernel` calls to detect suboptimal launch configurations. An example of an issue that can arise is when thread block sizes are not optimized for the specific

kernel, leading to poor GPU utilization and excessive idle times. Similarly, eACGM tracks memory allocation patterns in `cudaMalloc` to diagnose inefficient memory usage, such as memory fragmentation or excessive memory allocation during kernel execution, which can significantly degrade performance in GPU-intensive tasks.

Python Function Call Analysis. By monitoring `PyObject_CallFunction`, eACGM collects statistics on Python function invocation frequency and execution time. In many AI/ML systems, excessive overhead can occur when Python functions are repeatedly called in a loop, such as in deep learning training loops where frequent Python calls to high-level frameworks like PyTorch can become a bottleneck. eACGM helps identify performance-critical functions and detect inefficiencies such as unnecessary function calls, blocking I/O operations, or overhead caused by excessive garbage collection, all of which can severely impact the efficiency of multi-threaded applications, particularly in data preprocessing or model training phases.

Torch Operator Performance Analysis. eACGM profiles key PyTorch operators (e.g., `TorchLinear`, `TorchConv2d`) and measures execution times to assess their performance. As an example, eACGM can capture performance metrics before and after JIT (Just-In-Time) optimization, demonstrating how JIT acceleration can improve the performance of computationally expensive operations. In modern AI systems, improper operator configurations or failure to apply JIT optimization can result in long execution times and inefficient hardware utilization. For instance, convolution operations in deep learning models, particularly those used in image processing tasks, may suffer from excessive computation time if not optimized properly. By measuring performance both before and after JIT compilation, eACGM helps identify areas where JIT acceleration can provide significant improvements, enhancing model training efficiency.

NCCL Communication Analysis. By capturing NCCL event parameters, eACGM evaluates GPU communication performance in distributed training. It analyzes message sizes, communication patterns, and execution latencies for functions like `ncclAllReduce` and `ncclCommInitRank`, helping optimize distributed workload strategies. Communication bottlenecks are common in multi-GPU and multi-node setups, where inefficient message passing or poorly optimized communication strategies can cause significant slowdowns, especially in large-scale deep learning models. eACGM’s detailed analysis of communication latencies and message sizes enables developers to fine-tune their communication strategies, optimizing data exchange between GPUs and improving overall model training throughput.

GPU Resource Utilization Analysis. eACGM integrates process-level and global GPU utilization metrics to diagnose resource allocation inefficiencies. By correlating memory consumption, power usage, and temperature trends, it helps detect imbalanced workloads and system-wide performance degradation. In AI/ML systems, resource contention often

arises when multiple processes share GPU resources, leading to inefficient GPU utilization. For example, some processes may consume excessive GPU memory while others remain underutilized, resulting in poor overall performance. eACGM tracks these trends to ensure that GPU resources are used effectively across processes, helping to prevent issues like memory overflows or thermal throttling, which can severely limit GPU performance and cause system instability.

Through its multi-layered analysis approach, eACGM provides developers with actionable insights for optimizing AI/ML performance and enhancing system stability. By analyzing data across different layers, from low-level hardware resource usage to high-level framework operations, eACGM enables more effective identification of errors and performance bottlenecks. This approach lays the groundwork for targeted troubleshooting and optimization of complex AI/ML workloads.

IV. FAULT AND PERFORMANCE BOTTLENECK ANALYSIS

A. Data Modeling

Inspired by [26], [29], we adopt a statistical approach to data modeling for achieving observability in AI/ML systems. System events and performance metrics, such as latency, throughput, and resource utilization, often exhibit distinct distribution patterns under consistent experimental conditions, reflecting the inherent properties of system behavior. According to the law of large numbers and the central limit theorem, large datasets of independent and identically distributed (IID) data typically converge to a multivariate Gaussian distribution [27]. Consequently, we apply a GMM to model and cluster these performance data, enabling the identification of system states and providing a statistical foundation for fault diagnosis and performance bottleneck detection [28].

GMM assumes that the data is a mixture of multiple Gaussian components, each representing a potential system state or event pattern. Given a dataset $X = \{x_1, x_2, \dots, x_N\}$, where each data point x_i may arise from different system operating states (such as normal operation, mild performance anomalies, or severe faults), the GMM models the data distribution as follows:

$$p(x) = \sum_{k=1}^K \pi_k \mathcal{N}(x | \mu_k, \Sigma_k)$$

where K denotes the number of Gaussian components, π_k is the weight of the k -th component ($\sum_{k=1}^K \pi_k = 1$), and $\mathcal{N}(x | \mu_k, \Sigma_k)$ represents the k -th Gaussian component with mean μ_k and covariance Σ_k .

During model training, we use the Expectation-Maximization (EM) algorithm to estimate the parameters $\{\pi_k, \mu_k, \Sigma_k\}$. The steps of the EM algorithm are as follows:

After several iterations, the EM algorithm converges to a local optimal parameter estimate, allowing GMM to closely approximate the true distribution of the data.

The advantage of GMM lies in its adaptability to multimodal data: under fixed experimental conditions, large datasets

Algorithm 1 Expectation-Maximization (EM) Algorithm for GMM

- 1: **Input:** Dataset $X = \{x_1, x_2, \dots, x_N\}$, number of components K
- 2: **Output:** Estimated parameters $\{\pi_k, \mu_k, \Sigma_k\}$
- 3: Initialize π_k, μ_k, Σ_k randomly
- 4: **repeat**
- 5: **for** each data point x_i **do**
- 6: Compute responsibility values $\gamma(z_{ik})$:

$$\gamma(z_{ik}) = \frac{\pi_k \mathcal{N}(x_i | \mu_k, \Sigma_k)}{\sum_{j=1}^K \pi_j \mathcal{N}(x_i | \mu_j, \Sigma_j)}$$

- 7: **end for**
- 8: **for** each component k **do**
- 9: Update π_k, μ_k, Σ_k :

$$\pi_k = \frac{1}{N} \sum_{i=1}^N \gamma(z_{ik})$$

$$\mu_k = \frac{\sum_{i=1}^N \gamma(z_{ik}) x_i}{\sum_{i=1}^N \gamma(z_{ik})}$$

$$\Sigma_k = \frac{\sum_{i=1}^N \gamma(z_{ik}) (x_i - \mu_k)(x_i - \mu_k)^T}{\sum_{i=1}^N \gamma(z_{ik})}$$

- 10: **end for**
 - 11: **until** Convergence of parameters $\{\pi_k, \mu_k, \Sigma_k\}$
-

often accumulate into several subgroups with distinct statistical characteristics. Some data may originate from normal operating states, while others may reflect periods of abnormal resource utilization or fault conditions. According to the law of large numbers, these subgroups can often be accurately modeled by multiple Gaussian distributions. By using GMM, eACGM allocates independent Gaussian components to different system states and performance levels, enabling clear separation between normal and abnormal behaviors in the data distribution.

In eACGM's implementation, a GMM model is built for system events over a time window (e.g., CUDA calls, Torch operator executions, GPU resource utilization, and communication latency data collected over the past hour). Once the model parameters are trained, eACGM maps incoming event data to the corresponding Gaussian component, identifying outliers that deviate from the component's center. These outliers often indicate potential faults or performance bottlenecks, providing a quantitative basis for alerts and a starting point for further analysis.

B. Fault Detection and Bottleneck Identification

Anomaly detection plays a crucial role in identifying irregular patterns and system behaviors that deviate from normal operation, allowing for the early detection of faults and performance bottlenecks. In the context of AI/ML systems, anomalies can manifest in various forms, such as unexpected

latency spikes, inefficient resource utilization, or communication delays between GPUs in distributed environments. Detecting such anomalies in real-time is essential for ensuring system reliability and optimal performance.

eACGM applies fault detection and performance bottleneck identification strategies based on the GMM of system events and performance data. By mapping events to different Gaussian components, eACGM probabilistically characterizes the system’s operational state, which allows for the detection of anomalies. The GMM approach assumes that the system’s behavior can be modeled as a mixture of several normal distributions, with each representing a different operational state (e.g., normal operation, mild performance degradation, or severe failure).

Definition 1. (*Anomaly Detection Criterion*). An event x_i is flagged as anomalous if the probability density $p(x_i|\theta_k)$ associated with the k -th Gaussian component is lower than a predefined threshold δ . Specifically, an event is considered anomalous if:

$$p(x_i|\theta_k) < \delta$$

where the probability density $p(x_i|\theta_k)$ is calculated using the multivariate Gaussian distribution as follows:

$$p(x_i|\theta_k) = \frac{1}{\sqrt{(2\pi)^d |\Sigma_k|}} \exp\left(-\frac{1}{2}(x_i - \mu_k)^T \Sigma_k^{-1} (x_i - \mu_k)\right)$$

The anomaly detection process begins by assigning each event x_i to the most appropriate Gaussian component k , based on the calculated likelihood that the event belongs to that component. eACGM then evaluates how well each event fits the corresponding Gaussian component by calculating the probability density $p(x_i|\theta_k)$. If the density falls below the threshold δ , the event is flagged as anomalous, indicating that it deviates significantly from the normal distribution of system behavior. The complete pseudocode for the anomaly detection algorithm is provided in Algorithm 2.

Algorithm 2 Anomaly Detection Algorithm

```

1: Input: GMM model parameters  $\{\pi_k, \mu_k, \Sigma_k\}$ , dataset  $X = \{x_1, x_2, \dots, x_N\}$ , threshold  $\delta$ 
2: Output: List of anomalous events  $A$ 
3: Initialize empty list  $A \leftarrow []$ 
4: for each event  $x_i \in X$  do
5:   Assign  $x_i$  to the component  $k = \arg \max_k p(x_i|\theta_k)$ 
6:   Compute the probability density  $p(x_i|\theta_k)$ 
7:   if  $p(x_i|\theta_k) < \delta$  then
8:     Add  $x_i$  to  $A$ 
9:   end if
10: end for
11: return  $A$ 

```

By detecting anomalous events based on how well each event fits its assigned Gaussian component, eACGM flags events that deviate significantly from the normal distribution as

anomalies, providing a robust mechanism to identify potential faults and performance bottlenecks. This approach enables efficient identification of outliers and offers a statistically grounded foundation for further fault diagnosis and performance optimization.

V. EXPERIMENTS

A. Experimental Setup

In this section, we evaluate eACGM’s performance in a multi-node, multi-GPU distributed GPT-2 training task. The experiment was conducted on a dual-node, multi-GPU server cluster, selected to simulate real-world AI/ML workloads. Each node was equipped with an Intel(R) Xeon(R) Gold 6326 CPU @ 2.90GHz, 128GB of memory, six A40-48GB NVIDIA GPUs, and a Mellanox Technologies MT28908 Family [ConnectX-6] network card. This setup provided the necessary resources and bandwidth to simulate high-intensity computations, memory and GPU loads, as well as dense NCCL communication patterns typical in AI/ML systems with complex software stacks and communication environments.

B. Dataset Construction

To better evaluate the model’s performance in anomaly detection tasks, we constructed a labeled dataset containing both normal and anomalous data points. Specifically, when we manually inject errors during the training process, the error label of the data point is set to 1, otherwise it is set to 0. By incorporating the error label, we can more accurately assess eACGM’s correctness in error detection tasks in subsequent experiments.

C. Latency Anomaly Detection

Latency anomalies in AI/ML systems can significantly impact overall performance, especially in time-sensitive tasks such as distributed training and real-time inference. These anomalies can arise from various factors, such as inefficient task scheduling, resource contention, or issues in the communication layers between hardware and software. Detecting these latency issues in real-time is critical for ensuring that the system meets its performance requirements, particularly in large-scale systems where small delays can accumulate and cause substantial performance degradation.

To evaluate eACGM’s ability to detect latency anomalies, we simulated fault scenarios by injecting latency-related faults during the GPT-2 distributed training task. These fault injections were designed to replicate real-world issues and performance bottlenecks, which included:

Software Layer Fault Injection. Using `pytorchfi` [32], we injected faults into key PyTorch operators, such as matrix multiplication and activation functions. These faults introduced delays in the execution of critical functions, simulating conditions where inefficient operator configurations or memory access patterns lead to abnormal computation delays.

CUDA Layer Fault Injection. Using `DCGM` [33], we introduced errors into CUDA calls, including kernel time-outs, memory errors, and device request delays. These faults

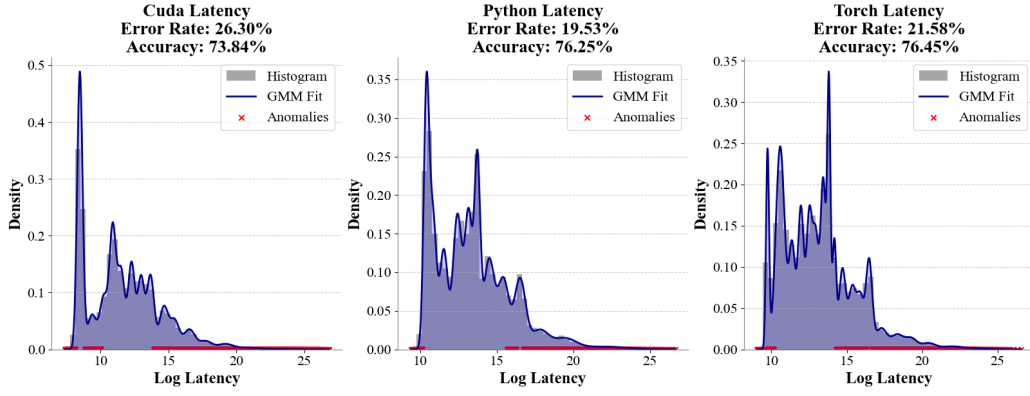


Fig. 2. Latency anomaly detection with eACGM.

were designed to simulate GPU-side issues, such as resource contention or hardware failures, that cause deviations from the expected latency patterns of CUDA operations, leading to potential slowdowns during model training.

eACGM captured latency data from the CUDA, Python, and PyTorch layers using eBPF. The data was aggregated and analyzed with GMM clustering. The error detection accuracy for latency anomalies in the CUDA, Python, and PyTorch layers was found to be 73.84%, 76.25%, and 76.45%, respectively.

Visualization of the latency anomaly detection results is shown in Fig. 2. The results demonstrate that eACGM can accurately detect latency deviations in real-time under non-intrusive conditions.

D. Hardware Anomaly Detection

At the hardware level, performance bottlenecks and anomalies can arise from GPU resource contention, inefficient memory management, and uneven resource allocation across processes. These issues are particularly common in multi-GPU and multi-node setups, where multiple processes or models share the same physical resources. Hardware anomalies can lead to significant slowdowns, increased memory usage, and power inefficiencies, which may affect the stability and scalability of AI/ML workloads. Identifying and addressing these hardware-level issues is crucial for maintaining optimal performance in large-scale AI systems.

To simulate these conditions, we intentionally configured multiple processes to share GPUs, rather than following an optimal resource allocation strategy. This led to abnormal fluctuations in hardware metrics such as memory usage, power consumption, temperature, and GPU utilization. These fault injections were designed to replicate resource contention scenarios in AI/ML systems, where multiple processes compete for limited GPU resources.

Using `libnvml` [34], eACGM captures multi-dimensional performance metrics at both the GPU and process levels, including GPU utilization, total memory usage, power consumption, temperature, and fan speed. For the GMM model, we selected metrics such as utilization (%), temperature (°C), and memory (%) for clustering analysis.

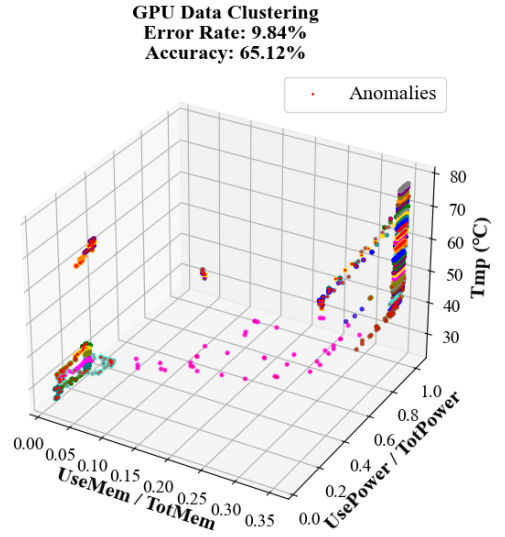


Fig. 3. Hardware anomaly detection with eACGM.

The error detection accuracy for hardware anomalies, specifically in GPU resource contention scenarios, was evaluated to be 65.12%. Visualization of the hardware anomaly detection results is shown in Fig. 3, demonstrating how eACGM effectively identifies performance anomalies caused by resource contention.

E. Communication Anomaly Detection

In multi-node distributed training, network communication significantly impacts system performance. Latency, bandwidth limitations, and packet loss are common causes of degradation. As models grow, communication efficiency between nodes and GPUs becomes critical. Communication bottlenecks can cause delays, limiting computational performance. Detecting anomalies is essential for optimizing network configurations and improving system performance.

To evaluate eACGM's effectiveness in detecting communication anomalies, we used `chaosblade` [43] to inject interference into the node communication links, including introducing network latency and simulating packet loss. These

interventions were designed to mimic conditions such as network congestion or unreliable connections that disrupt communication between distributed nodes.

During the experiment, eACGM captured NCCL communication data, tracking changes in latency, bandwidth usage, and message transmission rates. By feeding the communication latency metrics into the GMM model, we identified anomalous data points through clustering, achieving an accuracy rate of 85.04%. This demonstrates eACGM’s effectiveness in detecting network-level performance anomalies in distributed environments, providing valuable insights for optimizing network topology and communication efficiency.

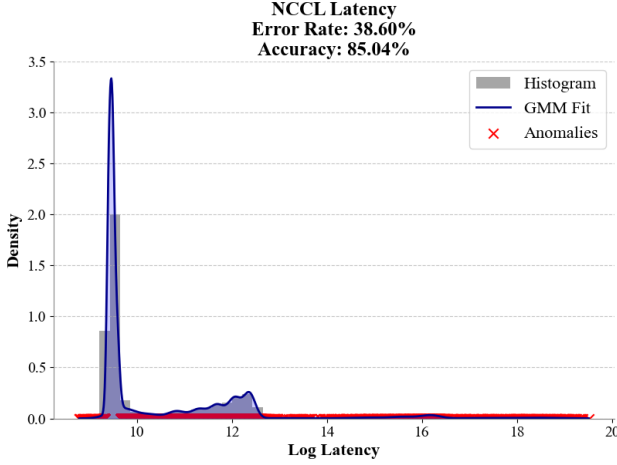


Fig. 4. Communication anomaly detection with eACGM.

F. Comparison with Other Monitoring Tools

In this section, we compare eACGM with several widely used performance monitoring tools in our multi-node, multi-GPU GPT-2 training environment.

cProfile. cProfile [44] is a performance profiling tool in Python’s standard library that analyzes execution time and function call frequency. It helps identify performance bottlenecks by tracking function calls and execution times. However, it is limited to Python-level profiling and does not capture data from GPU, CUDA, or other hardware layers, restricting its ability for system-wide performance analysis.

Torch Profiler. Torch profiler [11] analyzes bottlenecks in PyTorch models by monitoring both CPU and CUDA performance. While it provides detailed insights, it requires code modifications for integration and lacks cross-layer monitoring for Python, CUDA, and NCCL.

NCCL Trace. NCCL trace [46] captures GPU communication events, offering details on communication patterns, data transfer sizes, and latencies. While valuable for diagnosing network issues, it is limited to the NCCL layer and does not provide data for Python, CUDA, or other frameworks.

Our eACGM. eACGM offers two key advantages: zero-intrusiveness and full-stack monitoring. By leveraging eBPF technology, it provides comprehensive tracing from hardware to software without modifications. eACGM simultaneously

monitors CUDA, Python, Torch, and NCCL layers, enabling a complete system-wide performance analysis. In contrast, the other tools are limited to single layers. A comparison between eACGM and other tools is shown in Table I.

Tool	Monitored Layer(s)	Invasive
cProfile	Python	No
Torch profiler	Python, CUDA	Yes
NCCL trace	NCCL	No
eACGM	CUDA, Python, Torch, NCCL	No

TABLE I
COMPARISON OF EACGM WITH OTHER MONITORING TOOLS.

G. Comparison with Other Clustering Methods

In this section, we compare the performance of various clustering methods for anomaly detection, including KMeans [48], Isolation Forest [49], DBSCAN [50], XGBoost [51], SVM [52], Random Forest [53], and GMM, using accuracy, recall, and F1 score to evaluate their effectiveness across Latency (CUDA, Python, Pytorch), Hardware, and NCCL.

KMeans. KMeans [48] minimizes squared Euclidean distance between data points and centroids. Anomalies typically fall into smaller clusters or farther from centroids.

Isolation Forest. Isolation Forest [49] isolates anomalies by recursively partitioning data, making it effective for high-dimensional data by separating anomalies from the rest.

DBSCAN. DBSCAN [50] identifies clusters based on density, labeling points outside clusters as anomalies, and is effective for datasets with varying densities and shapes.

XGBoost. XGBoost [51] is a gradient boosting algorithm, adaptable for anomaly detection with labeled data, handling large-scale datasets and capturing non-linear relationships.

SVM. Support Vector Machines (SVM) [52] can be used for anomaly detection by learning a boundary between normal data and anomalies, with one-class SVM suitable when only normal data is available.

Random Forest. Random Forest [53] is an ensemble method that builds decision trees to classify data. It can be trained to distinguish normal and anomalous points, providing robustness against overfitting.

Results show that our GMM outperforms the other methods in terms of accuracy, recall, and F1 score across all layers, demonstrating its effectiveness in anomaly detection. The results are summarized in Table II.

H. Sensitivity Analysis

We performed a sensitivity analysis on the parameters of GMM, specifically the number of clusters and the anomaly threshold. We conduct multiple experiments on the NCCL Latency data from the dataset. As shown in Figure 5, the performance metrics remain relatively stable with variations in both the number of clusters and the anomaly threshold. It is observed that the performance is robust as long as these parameters are not set too low. When the number of clusters or the threshold is too small, the model fails to correctly identify anomalous data points.

Model		KMeans	Isolation Forest	DBSCAN	XGBoost	SVM	Random Forest	GMM
Accuracy	Latency (CUDA)	62.10%	61.38%	60.45%	69.02%	68.30%	70.24%	73.84%
	Latency (Python)	61.57%	66.32%	65.17%	69.87%	67.15%	71.04%	76.25%
	Latency (Torch)	62.98%	68.42%	66.01%	71.10%	69.43%	73.58%	76.45%
	Hardware	55.24%	61.15%	58.17%	62.40%	61.22%	64.34%	65.12%
	NCCL	64.79%	70.45%	69.16%	73.26%	72.11%	75.00%	85.04%
Recall	Latency (CUDA)	59.73%	58.12%	57.83%	63.04%	61.90%	64.13%	73.89%
	Latency (Python)	58.13%	63.45%	60.21%	62.23%	61.10%	63.94%	75.63%
	Latency (Torch)	58.88%	63.80%	61.42%	64.99%	63.13%	66.35%	78.17%
	Hardware	52.50%	55.02%	56.56%	58.89%	57.78%	54.98%	59.52%
	NCCL	61.56%	68.22%	64.45%	69.34%	68.11%	71.56%	80.07%
F1	Latency (CUDA)	60.45%	59.12%	58.64%	63.06%	61.88%	64.11%	75.00%
	Latency (Python)	59.11%	65.04%	61.88%	64.12%	62.45%	65.12%	74.12%
	Latency (Torch)	60.09%	64.55%	62.50%	66.08%	64.45%	67.21%	72.57%
	Hardware	55.22%	54.03%	56.23%	51.12%	56.54%	52.23%	58.73%
	NCCL	64.01%	69.34%	66.19%	69.02%	67.55%	71.23%	80.80%

TABLE II
COMPARISON OF ACCURACY, RECALL, AND F1 SCORES ACROSS VARIOUS METHODS.

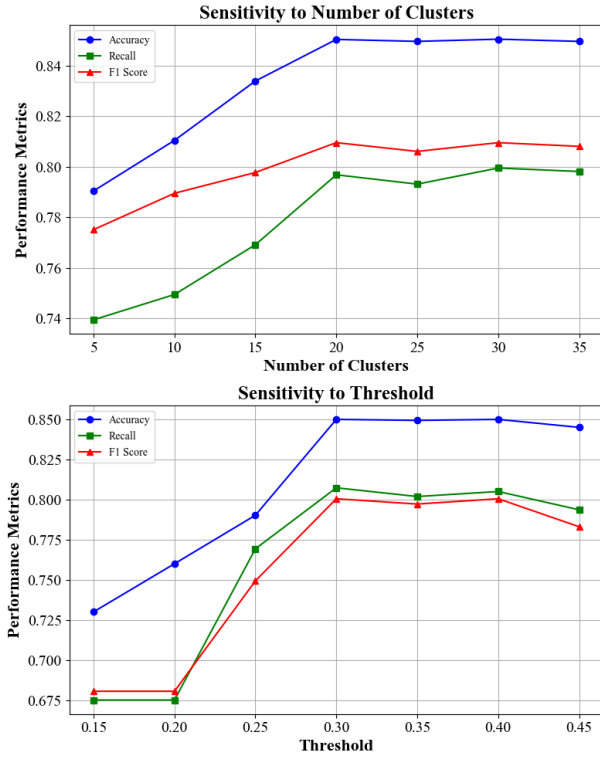


Fig. 5. Sensitivity analysis of GMM.

VI. LIMITATIONS

eACGM has some limitations. First, while it provides full-stack monitoring for multiple layers, it may require further adaptation for specialized applications or deeply integrated systems, such as custom hardware or specific frameworks, where its generality may not fully meet all requirements.

Second, we used GMM for data analysis and anomaly detection to simplify complexity and improve interpretability. However, more advanced neural network-based methods could potentially offer better performance and flexibility, which

could be explored in future versions.

Third, GMM requires training on large historical datasets, which can be time-consuming. For dynamic systems, the model's update frequency may not be sufficient, affecting real-time anomaly detection. Optimizing this process for real-time adaptation is a potential area for future improvement.

These limitations highlight potential directions for future work to enhance eACGM's adaptability and performance.

VII. CONCLUSION

We introduced **eACGM**, an eBPF-based framework for full-stack monitoring of AI/ML systems in multi-node, multi-GPU environments. eACGM seamlessly integrates system metrics from the GPU, network, and application layers (including CUDA, Python, and PyTorch), and leverages `libnvmml` for process-level GPU resource monitoring. By applying Gaussian Mixture Models (GMM) for quantitative clustering and anomaly detection, eACGM accurately identifies latency, hardware, and communication anomalies, enabling rapid fault localization and performance optimization. Experimental results validate that eACGM provides non-intrusive, full-stack monitoring and significantly enhances system reliability.

REFERENCES

- [1] J. Achiam, S. Adler, S. Agarwal, L. Ahmad, I. Akkaya, F. L. Aleman, D. Almeida, J. Altschmidt, S. Altman, and S. Anadkat, "GPT-4 technical report," *arXiv preprint arXiv:2303.08774*, 2023.
- [2] OpenAI, "OpenAI Sora," 2024. [Online]. Available: <https://sora.com/>. Accessed: Jan. 13, 2025.
- [3] W. Peebles and S. Xie, "Scalable diffusion models with transformers," in *Proc. IEEE/CVF Int. Conf. on Computer Vision*, pp. 4195–4205, 2023.
- [4] Gemini Team, R. Anil, S. Borgeaud, Y. Wu, J.-B. Alayrac, J. Yu, R. Soricut, J. Schalkwyk, A. M. Dai, and A. Hauth, "Gemini: a family of highly capable multimodal models," *arXiv preprint arXiv:2312.11805*, 2023.
- [5] A. Dubey, A. Jauhri, A. Pandey, A. Kadian, A. Al-Dahle, A. Letman, A. Mathur, A. Schelten, A. Yang, and A. Fan, "The llama 3 herd of models," *arXiv preprint arXiv:2407.21783*, 2024.
- [6] S. Zhang, S. Roller, N. Goyal, M. Artetxe, M. Chen, S. Chen, C. Dewan, M. Diab, X. Li, and X. V. Lin, "OPT: open pre-trained transformer language models," *arXiv preprint arXiv:2205.01068*, 2022.

- [7] B. Di, J. Sun, and H. Chen, "A study of overflow vulnerabilities on GPUs," in *Proc. IFIP Int. Conf. on Network and Parallel Computing*, 2016.
- [8] M. G. Bechtel and H. Yun, "Analysis and mitigation of shared resource contention on heterogeneous multicore: An industrial case study," *IEEE Trans. Computers*, vol. 73, pp. 1753–1766, 2023.
- [9] NVIDIA, "NVIDIA visual profiler," [Online]. Available: <https://developer.nvidia.com/nvidia-visual-profiler>. Accessed: Jan. 10, 2025.
- [10] NVIDIA, "Nsight systems," [Online]. Available: <https://developer.nvidia.com/nsight-systems>. Accessed: Jan. 10, 2025.
- [11] PyTorch, "Profiler recipe," [Online]. Available: https://pytorch.org/tutorials/recipes/recipes/profiler_recipe.html. Accessed: Jan. 10, 2025.
- [12] TensorFlow, "Introducing new tensorflow profiler," [Online]. Available: <https://blog.tensorflow.org/2020/04/introducing-new-tensorflow-profiler.html>. Accessed: Jan. 10, 2025.
- [13] NVIDIA, "DCGM," [Online]. Available: <https://developer.nvidia.com/dcgms>. Accessed: Jan. 10, 2025.
- [14] NVIDIA, "System management interface," [Online]. Available: <https://developer.nvidia.com/system-management-interface>. Accessed: Jan. 10, 2025.
- [15] iovisor, "BCC," [Online]. Available: <https://github.com/iovisor/bcc>. Accessed: Jan. 10, 2025.
- [16] bpftrace, [Online]. Available: <https://bpftrace.org/>. Accessed: Jan. 10, 2025.
- [17] Sysdig, [Online]. Available: <https://sysdig.com/>. Accessed: Jan. 10, 2025.
- [18] L. Chou, L. Jian, and Y. Chen, "eBPF-based network monitoring platform on Kubernetes," in *Proc. 6th Int. Conf. on Computer Communication and the Internet (ICCCI)*, pp. 140–144, 2024.
- [19] M. C. de Abranches, O. Michel, E. Keller, and S. Schmid, "Efficient network monitoring applications in the kernel with eBPF and XDP," in *Proc. IEEE Conf. on Network Function Virtualization and Software Defined Networks (NFV-SDN)*, pp. 28–34, 2021.
- [20] L. Deri, S. Sabella, and S. Mainardi, "Combining system visibility and security using eBPF," in *Proc. Italian Conf. on Cybersecurity*, 2019.
- [21] M. Jadin, Q. De Coninck, L. Navarre, M. Schapira, and O. Bonaventure, "Leveraging eBPF to make TCP path-aware," *IEEE Trans. Network and Service Manag.*, vol. 19, no. 3, pp. 2827–2838, 2022.
- [22] V.-H. Tran and O. Bonaventure, "Beyond socket options: making the Linux TCP stack truly extensible," in *Proc. 2019 IFIP Networking Conf.*, pp. 1–9, 2019.
- [23] V.-H. Tran and O. Bonaventure, "Making the Linux TCP stack more extensible with eBPF," in *Proc. Netdev 0x13, Technical Conf. on Linux Networking*.
- [24] S. A. Zadeh, A. Munir, M. M. Bahnasy, S. Ketabi, and Y. Ganjali, "On augmenting TCP/IP stack via eBPF," in *Proc. 1st Workshop on eBPF and Kernel Extensions (eBPF '23)*, pp. 15–20, ACM, 2023.
- [25] Facebook Incubator, "Katran," [Online]. Available: <https://github.com/facebookincubator/katran>. Accessed: Jan. 10, 2025.
- [26] C. Rudin, "Stop explaining black box machine learning models for high stakes decisions and use interpretable models instead," *Nat. Mach. Intell.*, vol. 1, no. 5, pp. 206–215, 2019, doi: 10.1038/s42256-019-0048-x.
- [27] M. Rouaud, "Probability, statistics and estimation: propagation of uncertainties," 2013.
- [28] D. A. Reynolds, "Gaussian mixture models," in *Encyclopedia of Biometrics*, p. 741, 2009.
- [29] M. A. Qureshi, J. Yan, Y. Cheng, S. H. Yeganeh, Y. Seung, N. Cardwell, W. De Bruijn, V. Jacobson, J. Kaur, D. Wetherall, and A. Vahdat, "Fathom: Understanding datacenter application network performance," in *Proc. ACM SIGCOMM Conf.*, 2023.
- [30] J. Shen, H. Zhang, Y. Xiang, X. Shi, X. Li, Y. Shen, Z. Zhang, Y. Wu, X. Yin, J. Wang, M. Xu, Y. Li, J. Yin, J. Song, Z. Li, and R. Nie, "Network-centric distributed tracing with DeepFlow: troubleshooting your microservices in zero code," in *Proc. ACM SIGCOMM '23*, pp. 420–437, 2023, doi: 10.1145/3603269.3604823.
- [31] PyTorch, "Kineto," [Online]. Available: <https://github.com/pytorch/kineto>. Accessed: Jan. 10, 2025.
- [32] PyTorch, "pytorchfi," [Online]. Available: <https://github.com/pytorch/pytorchfi>. Accessed: Jan. 10, 2025.
- [33] NVIDIA, "DCGM error injection," [Online]. Available: <https://docs.nvidia.com/datacenter/dcgms/3.0/user-guide/dcgms-error-injection.html>. Accessed: Jan. 10, 2025.
- [34] NVIDIA, "Management library NVML," [Online]. Available: <https://developer.nvidia.com/management-library-nvml>. Accessed: Jan. 10, 2025.
- [35] NVIDIA, "Nvprof," [Online]. Available: <https://docs.nvidia.com/cuda/profiler-users-guide/index.html#nvprof>. Accessed: Jan. 10, 2025.
- [36] NVIDIA, "NCCL," [Online]. Available: <https://developer.nvidia.com/nccl>. Accessed: Jan. 10, 2025.
- [37] B. H. Sigelman, L. A. Barroso, M. Burrows, P. Stephenson, M. Plakal, D. Beaver, S. Jaspán, and C. Shanbhag, "Dapper, a large-scale distributed systems tracing infrastructure," Tech. Rep., Google, Inc., 2010.
- [38] Zipkin, "Zipkin is a distributed tracing system," [Online]. Available: <https://zipkin.io/>. Accessed: Mar. 1, 2024.
- [39] Jaeger, "Jaeger: open source, end-to-end distributed tracing," [Online]. Available: <https://www.jaegertracing.io/>. Accessed: Mar. 1, 2024.
- [40] Apache, "Skywalking: application performance monitor tool for distributed systems, especially designed for microservices, cloud native and container-based (Kubernetes) architectures," [Online]. Available: <https://skywalking.apache.org/>. Accessed: Mar. 1, 2024.
- [41] OpenTracing, "Opentracing: vendor-neutral APIs and instrumentation for distributed tracing," [Online]. Available: <https://opentracing.io/>. Accessed: Mar. 1, 2024.
- [42] OpenTelemetry, "Opentelemetry: high-quality, ubiquitous, and portable telemetry to enable effective observability," [Online]. Available: <https://opentelemetry.io/>. Accessed: Mar. 1, 2024.
- [43] Chaosblade, "Blade create network delay," [Online]. Available: <https://chaosblade-io.github.io/chaosblade-help-zh-cn/blade-create-network-delay>. Accessed: Mar. 1, 2024.
- [44] Python Software Foundation, "cProfile — Python's Profiling Module," [Online]. Available: <https://docs.python.org/3/library/profile.html>. Accessed: Jan. 10, 2025.
- [45] Benfred, "py-spy: A sampling profiler for Python," [Online]. Available: <https://github.com/benfred/py-spy>. Accessed: Jan. 10, 2025.
- [46] NVIDIA, "NCCL," [Online]. Available: <https://developer.nvidia.com/nccl>. Accessed: Jan. 10, 2025.
- [47] Perfetto, "Perfetto: Open-source Performance Analysis," [Online]. Available: <https://perfetto.dev/>. Accessed: Jan. 10, 2025.
- [48] J. MacQueen, "Some methods for classification and analysis of multivariate observations," 1967.
- [49] F. T. Liu, K. M. Ting, and Z. Zhou, "Isolation Forest," in *Proc. 2008 Eighth IEEE Int. Conf. Data Mining*, 2008, pp. 413–422.
- [50] M. Ester, H. P. Kriegel, J. Sander, and X. Xu, "A density-based algorithm for discovering clusters in large spatial databases with noise," in *Proc. Second Int. Conf. Knowledge Discovery and Data Mining (KDD'96)*, AAAI Press, 1996, pp. 226–231.
- [51] T. Chen and C. Guestrin, "XGBoost: A scalable tree boosting system," in *Proc. 22nd ACM SIGKDD Int. Conf. Knowledge Discovery and Data Mining*, 2016.
- [52] B. E. Boser, I. M. Guyon, and V. N. Vapnik, "A training algorithm for optimal margin classifiers," in *Proc. Fifth Annu. Workshop Comput. Learning Theory*, 1992.
- [53] L. Breiman, "Random forests," *Machine Learning*, vol. 45, pp. 5–32, 2001.