

Dynamic State-Feedback Control for LPV Systems: Ensuring Stability and LQR Performance

A. Gießler, F. Strehle, J. Illerhaus, and S. Hohmann

Abstract—In this paper, we propose a novel dynamic state-feedback controller for polytopic linear parameter-varying (LPV) systems with constant input matrix. The controller employs a projected gradient flow method to continuously improve its control law and, under established conditions, converges to the optimal feedback gain of the corresponding linear quadratic regulator (LQR) problem associated with constant parameter trajectories. We derive conditions for quadratic stability, which can be verified via convex optimization, to ensure exponential stability of the LPV system even under arbitrarily fast parameter variations. Additionally, we provide sufficient conditions to guarantee the boundedness of the trajectories of the dynamic controller for any parameter trajectory and the convergence of its feedback gains to the optimal LQR gains for constant parameter trajectories. Furthermore, we show that the closed-loop system is asymptotically stable for constant parameter trajectories under these conditions. Simulation results demonstrate that the controller maintains stability and improves transient performance.

Index Terms—Linear parameter-varying (LPV) systems, linear quadratic regulator (LQR), dynamic state-feedback control, projected gradient flow.

I. INTRODUCTION

Systems with varying dynamics due to parameter variations are prevalent in control engineering and find numerous applications in domains such as aerospace, automotive, robotics, and power systems [1]. Linear Parameter-Varying (LPV) systems have emerged as a powerful framework for modeling and controlling certain classes of nonlinear dynamical systems subject to parameter variations. This framework employs linear state-space models whose matrices are functions of time-varying parameters [2], [3]. Traditional LPV systems incorporate exogenous, typically measurable parameters, whereas quasi-LPV systems feature parameters that depend on states, inputs, or outputs [4]. This flexibility allows (quasi-) LPV systems to capture a wide range of nonlinear behaviors while retaining the mathematical tractability and applicability of linear system methods.

It is widely recognized that parameter variations can induce instability in an LPV system, even if all frozen-time systems¹ are asymptotically stable² [6]. In the context of LPV systems, a distinction is made between slowly-varying and (arbitrarily)

fast-varying parameters [2, Sec. 1.2.2]. Quadratic stability is of particular importance, as it ensures exponential stability of an LPV system for both slow and fast parameter variations by finding a parameter-independent Lyapunov function valid across all admissible parameter trajectories [3, Sec. 2.3.1][7, Sec. 1.2]. Further stability conditions for systems with slowly-varying parameters are presented in [8] and [2, Sec. 1.2.2].

A. Literature Review

Drawing on quadratic stability, extensive research has been conducted on stabilizing control methods for LPV systems [2, Sec. 3.1][9, Sec. 1.1]. The classical approach is gain scheduling, where the feedback gain adapts to varying parameters [4], [10]. Most methods exploit a common Lyapunov function for quadratic stability [4], with some exceptions that employ parameter-dependent [11]–[13] or polyhedral Lyapunov functions [14]. Gain-scheduled controllers are broadly categorized into state-feedback [7], [15], output-feedback [16] and dynamic output-feedback approaches [7], [11], [12], [17]–[20].

Many dynamic output feedback controllers guarantee a bounded induced L_2 -norm performance from disturbance to error signals, utilizing robust H_∞ control techniques for controller synthesis [11], [12], [18], [19]. However, while robustness to disturbances is a common focus, relatively few methods address H_2 performance objectives [16], [20]. The mixed H_2/H_∞ output feedback control in [16] represents a compromise between H_2 and H_∞ performance. The H_2 dynamic output feedback control in [20] is typically not optimal because blending the optimal controllers at the vertices of the parameter set does not necessarily yield the optimal performance. To the best of our knowledge, no existing controller for LPV systems simultaneously minimizes the LQR objective³ while guaranteeing stability.

B. Contributions

The contributions of this paper are fourfold:

- 1) We propose a novel dynamic state-feedback controller tailored to polytopic LPV systems with a constant input matrix. The controller employs a projected gradient flow, continuously improves its control law and, under established conditions, converges to the optimal LQR feedback gain for constant parameter trajectories.
- 2) Under the assumption of bounded trajectories of the dynamic controller, we derive sufficient and necessary conditions for the quadratic stability of the LPV system that are verifiable via convex optimization.

A. Gießler, J. Illerhaus, and S. Hohmann are with the Institute of Control Systems, Karlsruhe Institute of Technology, 76131 Karlsruhe, Germany (e-mail: {armin.giessler, jochen.illerhaus, soeren.hohmann}@kit.edu).

F. Strehle was with the Institute of Control Systems, Karlsruhe Institute of Technology, 76131 Karlsruhe, Germany. He is now with Netze BW, 70567 Stuttgart, Germany (e-mail: f.strehle@netze-bw.de).

¹Frozen-time systems of an LPV system refer to the family of linear time-invariant (LTI) systems obtained by fixing the parameter trajectory at a constant value within the defined parameter set [3], [5].

²Strictly speaking, the asymptotic stability of the LPV system refers to the stability of its equilibrium point at the origin.

³Note that the LQR objective is a special case of H_2 minimization under state feedback [21].

- 3) We establish sufficient conditions to ensure the boundedness of the trajectories of the dynamic controller for arbitrarily fast parameter variations. Additional conditions are provided to ensure the convergence of the feedback gains to the optimal LQR gains under constant parameter trajectories.
- 4) We show the asymptotic stability of the frozen-time closed-loop systems under the given conditions.

C. Paper Organization

This section continuous with notation. Preliminaries are presented in Section II. Section III defines the dynamic state-feedback controller and the closed-loop system, and state the main control objective. In Section IV, the stability of the closed-loop system and the optimality of the controller are analyzed. Section V presents simulation results. Finally, Section VI ends with a conclusion.

D. Notation

The set of (nonnegative) real numbers is denoted by \mathbb{R} ($\mathbb{R}_{\geq 0}$). For a matrix A , A^\top , $\text{rank}(A)$, $\text{tr}(A)$, $\text{vec}(A)$, and $\det(A)$ denote its transpose, rank, trace, vectorization, and determinant, respectively. A symmetric positive definite (semidefinite) matrix A is denoted by $A \succ 0$ ($A \succeq 0$). The gradient of a scalar function f with respect to a vector x (matrix A) is denoted by $\nabla f(x)$ ($\nabla f(A)$), and the Jacobian matrix of a vector function g is given by J_g . The operator $\text{diag}(\cdot)$ constructs a diagonal matrix from a vector. The interior and boundary of a set \mathcal{S} are denoted by $\text{int}(\mathcal{S})$ and $\partial\mathcal{S}$, respectively. The cardinality of a set D is denoted by $|D|$.

II. PRELIMINARIES

A. LPV Systems

Given a compact parameter set $\mathcal{P} \subset \mathbb{R}^p$, the parameter variation set $\mathcal{F}_{\mathcal{P}}$ denotes the set of all admissible parameter trajectories $\rho: \mathbb{R}_{\geq 0} \rightarrow \mathcal{P}$. The set $\mathcal{F}_{\mathcal{P}}^\infty$ contains all piecewise continuous trajectories $\rho(t)$ with a finite number of discontinuities, representing arbitrarily fast-varying parameters. For slowly-varying parameters, $\mathcal{F}_{\mathcal{P}}^\mathcal{V}$ contains continuous trajectories $\rho(t)$, where $\dot{\rho}(t)$ is element of a convex and compact polytope \mathcal{V} containing 0. The set $\mathcal{F}_{\mathcal{P}}^{\text{pc}}$ contains all piecewise constant trajectories $\rho(t)$. Hence, $\mathcal{F}_{\mathcal{P}}^{\text{pc}} \subset \mathcal{F}_{\mathcal{P}}^\infty$ and $\mathcal{F}_{\mathcal{P}}^\mathcal{V} \subset \mathcal{F}_{\mathcal{P}}^\infty$.

A generic autonomous LPV system is given by

$$\dot{x}(t) = A(\rho(t))x(t), \quad x(0) = x_0, \quad (1)$$

where $\rho(t) \in \mathcal{F}_{\mathcal{P}}^{\infty 4}$ and $A: \mathbb{R}^p \rightarrow \mathbb{R}^{n \times n}$ is a continuous function. The system (1), more precisely the equilibrium at the origin, is called asymptotically frozen-time stable if the system matrix $A(\rho)$ has eigenvalues with strictly negative real parts for all $\rho \in \mathcal{P}$.

Proposition 1 ([2, Prop. 1.1]). *If there exists a matrix $X \succ 0$ such that*

$$A(\rho)^\top X + X A(\rho) \prec 0 \quad \forall \rho \in \mathcal{P}, \quad (2)$$

then the system (1) is exponentially stable for all $\rho(t) \in \mathcal{F}_{\mathcal{P}}$ and is called quadratically stable.

If the function $A(\rho(t))$ is affine in $\rho(t)$, i.e.,

$$A(\rho(t)) = A_0 + \sum_{i=1}^p \rho_i(t) A_i, \quad (3)$$

and \mathcal{P} is a convex and compact polytope, the system (1) is called polytopic LPV system. By using the standard N -unit simplex, defined as $\Lambda_N = \{x \in \mathbb{R}_{\geq 0}^N : \sum_i x_i = 1\}$, polytopic LPV systems can be represented by a time-varying convex combination of linear time-invariant (LTI) systems

$$A(\rho(t)) = \sum_{i=1}^{|V|} \lambda_i(t) \tilde{A}_i, \quad \lambda(t) \in \Lambda_{|V|}, \quad (4)$$

where $V = \text{vert}(\mathcal{P})$ denotes the vertices of \mathcal{P} .

Theorem 1 ([3, Thm. 2.5.1]). *The polytopic LPV system $\dot{x} = A(\rho(t))x$ is quadratically stable if and only if there exists a matrix $X \succ 0$ such that $\tilde{A}_i^\top X + X \tilde{A}_i \prec 0$ hold for all $i = 1, \dots, |V|$.*

B. Policy Gradient Flow for Linear Quadratic Regulator

We briefly recall the LQR problem for LTI systems

$$\min_{x,u} \int_0^\infty u^\top(t) R u(t) + x^\top(t) Q x(t) dt \quad (5a)$$

$$\text{s.t. } \dot{x}(t) = A x(t) + B u(t), \quad (5b)$$

$$x(0) = x_0, \quad (5c)$$

where $Q \succeq 0$ and $R \succ 0$ are weighting matrices. If the system (A, B) is stabilizable and the pair (A, \sqrt{Q}) is detectable, the optimal solution $u^* = -K^* x$ stabilizes (A, B) . The optimal feedback is $K^* = R^{-1} B^\top P^*$, where P^* is the unique and positive definite solution of the CARE

$$A^\top P + P A - P B R^{-1} B^\top P + Q = 0. \quad (6)$$

By substituting $K = R^{-1} B^\top P$, (6) can be rewritten as

$$A_K^\top P + P A_K + Q + K^\top R K = 0, \quad (7)$$

where $A_K := A - B K$. Note that (7) has the form of a Lyapunov equation if K is considered fixed, i.e., independent of P . The problem (5) can be solved using the policy gradient flow from [23], in which the LQR cost is parametrized in K

$$f_K = x_0^\top P_K x_0 = \text{tr}(P_K x_0 x_0^\top), \quad (8)$$

where P_K is the solution of (7) for a (non-optimal) feedback K . Since the optimal feedback K^* is independent of the initial state, we set $x_0 x_0^\top = I_n$.⁵ The set of Hurwitz stable feedback gains of the system (A, B) is path-connected, unbounded [24, Section 3] and is denoted by

$$\mathcal{K} = \{K \in \mathbb{R}^{m \times n} : \text{Re}(\lambda_i(A - B K)) < 0 \forall i\}. \quad (9)$$

The LQR cost $f_K = \text{tr}(P_K)$ is minimized by the gradient flow

$$\dot{K} = -\nabla f_K, \quad K(0) = K_0 \in \mathcal{K}, \quad (10)$$

⁴For this family of parameter trajectories, solutions of (1) exists for all time in the Carathéodory sense [22, Th. 1.1 of Ch. 2].

⁵Strictly speaking, $x_0 x_0^\top = I_n$ is an abuse of notation, used here for simplicity. See [23, Sec. 3.3] for details.

where $\nabla f_K = 2(RK - B^\top P_K)Y_K$ and $Y_K = \int_0^\infty e^{A_K t} I_n e^{A_K^\top t} dt$ [23, Lemma 4.1]. The matrix Y_K can alternatively be obtained by solving the Lyapunov equation

$$A_K Y_K + Y_K A_K^\top + I_n = 0. \quad (11)$$

The gradient flow (10) is a closed-form ordinary differential equation (ODE) with a rational function on the right-hand side, is well-defined for $K \in \mathcal{K}$, and generates trajectories $K(t)$ that remain in \mathcal{K} .

C. Projected Gradient Flow

Consider the inequality-constrained optimization problem

$$\min_{x \in \mathbb{R}^n} f(x) \quad \text{s.t.} \quad g(x) \geq 0, \quad (12)$$

where $f : \mathbb{R}^n \rightarrow \mathbb{R}$ and $g : \mathbb{R}^n \rightarrow \mathbb{R}^l$ are smooth functions, i.e., $f, g \in C^\infty(\mathbb{R}^n)$. The feasible region is defined by the manifold $\mathcal{M} = \{x \in \mathbb{R}^n \mid g(x) \geq 0\}$ which is assumed to be compact and connected. Additionally, it is assumed that the Linear Independence Constraint Qualification (LICQ) is satisfied at all $x \in \mathcal{M}$ and that all Karush-Kuhn-Tucker (KKT) points are nondegenerate critical points (see [25, Sec. 2]). The projection of $\nabla f(x)$ onto the tangent cone $C_x \mathcal{M}$ of \mathcal{M} at $x \in \mathcal{M}$, denoted by $\nabla_{\mathcal{M}} f(x)$, is the unique solution to

$$\min_{\xi} \|\xi - \nabla f(x)\|_2 \quad \text{s.t.} \quad \xi \in C_x \mathcal{M}. \quad (13)$$

It is explicitly given by $\nabla_{\mathcal{M}} f(x) = M(x) \nabla f(x)$ [25], where

$$M(x) = I_n - J_g^\top(x) F(x)^{-1} J_g(x), \quad (14)$$

$$F(x) = 2 \text{diag}(g(x)) + J_g(x) J_g^\top(x). \quad (15)$$

The dynamics of the projected gradient flow is given by

$$\dot{x} = -\nabla_{\mathcal{M}} f(x) = -M(x) \nabla f(x), \quad x(0) \in \mathcal{M}. \quad (16)$$

Proposition 2 ([25, Prop. 3.2]). *The vector field $x \mapsto -\nabla_{\mathcal{M}} f(x)$ is C^∞ smooth on \mathcal{M} , and it induces a smooth trajectory $x(t)$ with $\text{int}(\mathcal{M})$ and $\partial \mathcal{M}$ as invariant manifolds.*

The optimization problem (12) can be locally solved using (21), given that the initial state $x(0)$ and the optimal solution x^* reside within the same subset $\partial \mathcal{M}$ or $\text{int}(\mathcal{M})$.

III. PROBLEM FORMULATION AND APPROACH

In this section, we define the LPV system, the dynamic state-feedback controller, and the closed-loop system. Additionally, we state the main objective of the controller design.

The polytopic LPV system $(A(\rho(t)), B)$ considered in this work obeys the dynamics

$$\dot{x} = A(\rho(t))x + Bu, \quad x(0) = x_0, \quad (17)$$

where $\rho(t) \in \mathcal{F}_{\mathcal{P}}^\infty$, \mathcal{P} is a convex and compact polytope, $A : \mathbb{R}^p \rightarrow \mathbb{R}^{n \times n}$ is a continuous function affine in $\rho(t)$ (see (3)), and $B \in \mathbb{R}^{n \times m}$ is constant. The dynamic state-feedback controller takes the form $u(t) = -K(t)x(t)$, where the time-varying gain $K(t)$ evolves according to an ODE.

Objective 1. *Design a dynamic state-feedback controller that guarantees asymptotic stability of the system (17) under arbitrarily fast parameter variations $\rho(t) \in \mathcal{F}_{\mathcal{P}}^\infty$ while*

simultaneously minimizing the LQR cost. Specifically, the trajectory $K(t)$ of the controller state should converge to the optimal LQR feedback gain for constant parameter trajectories $\rho(t) = \rho \in \mathcal{P}$.

To ensure that the infinite-horizon LQR optimization problem is well-posed and that the optimal solution yields a stabilizing controller, we make the following assumption, which will hold throughout the remainder of this paper.

Assumption 1. *The weighting matrices satisfy $R \succ 0$ and $Q \succeq 0$. Additionally, the system $(A(\rho), B)$ is stabilizable, and the pair $(A(\rho), \sqrt{Q})$ is detectable for all $\rho \in \mathcal{P}$.*

In order to achieve the Objective 1, we propose the following dynamic controller that adapts the policy gradient flow (see Subsection II-B) from [23] to LPV systems and incorporates the projection method (see Subsection II-C) from [25].

Definition 1 (Dynamic state-feedback controller). *Let $\mathcal{C} \subseteq \mathbb{R}^{mn}$ be the hyperrectangle*

$$\mathcal{C} = \prod_{i=1}^{mn} [\underline{C}_i, \overline{C}_i] = \{K \in \mathbb{R}^{m \times n} \mid g(K) \geq 0\}, \quad (18)$$

where $\underline{C}_i, \overline{C}_i \in \mathbb{R}$, $g(K) = [g_1(K) \ \dots \ g_{2nm}(K)]^\top$,

$$g_i(K) = \begin{cases} K_i - \underline{C}_i & \text{for } i = 1, \dots, nm, \\ \overline{C}_i - K_i & \text{for } i = nm + 1, \dots, 2nm, \end{cases} \quad (19)$$

and K_i is the i -th element of $\text{vec}(K)$. The dynamic state-feedback controller for the system (17) is defined by

$$\text{vec}(\dot{K}) = -\alpha \nabla_{\mathcal{C}} f_K(\rho(t)), \quad \text{vec}(K(0)) \in \text{int}(\mathcal{C}), \quad (20a)$$

$$u = -Kx, \quad (20b)$$

where $\alpha > 0$ and $\nabla_{\mathcal{C}} f_K(\rho(t))$ denotes the projected gradient of the LQR cost of $(A(\rho(t)), B)$ onto \mathcal{C} . Specifically,

$$\nabla_{\mathcal{C}} f_K(\rho(t)) = M(K) \text{vec}(2(RK - B^\top P_K)Y_K), \quad (21)$$

where P_K and Y_K solve the Lyapunov equations (7) and (11)⁶, respectively, with A replaced by $A(\rho(t))$, and the projection matrix $M(K)$ is as in (14) evaluated at $\text{vec}(K)$.

Remark 1. *The projected gradient flow (20) seeks to solve the optimization problem*

$$\min_{K \in \mathcal{C}} f_K(\rho(t)) = \min_{K \in \mathcal{C}} \text{tr}(P_K(\rho(t))), \quad (22)$$

which is a modified LQR problem where the feasible set \mathcal{C} may not correspond to the set of all stabilizing feedback gains. Moreover, the optimization problem (22) is time-varying due to $\rho(t) \in \mathcal{F}_{\mathcal{P}}^\infty$ and the time-varying minimizer may never be attained by the projected gradient flow (20a).

Two important aspects should be noted. Firstly, the projected gradient flow (20a) is designed to ensure that the trajectory $\text{vec}(K(t))$ remains within the hyperrectangle \mathcal{C} . However, the gradient ∇f_K , and consequently the projected gradient $\nabla_{\mathcal{C}} f_K$ (see Subsection II-C), may be undefined for some

⁶Note that the matrices P_K and Y_K depend on $\rho(t)$, but this dependence is omitted for readability and explicitly indicated only when necessary.

B. Boundedness and Optimality of the Dynamic Controller

This subsection addresses the construction of a hyperrectangle \mathcal{C} that satisfies Assumption 2 and contains the optimal LQR gains K_ρ^* for all $\rho \in \mathcal{P}$. We further establish conditions under which the trajectory $K(t)$ of the dynamic controller (20a) converges to the optimal feedback gain K_ρ^* for constant parameter trajectories $\rho(t) = \rho \in \mathcal{P}$.

The set of Hurwitz stable feedback gains of the system $(A(\rho), B)$ with a given parameter $\rho \in \mathcal{P}$ is denoted as

$$\mathcal{K}_\rho = \{K \in \mathbb{R}^{m \times n} : \text{Re}(\lambda_i(A(\rho) - BK)) < 0 \ \forall i\} \quad (28)$$

and is referred as the stability region of the system $(A(\rho), B)$. The intersection of the sets \mathcal{K}_ρ for all $\rho \in \mathcal{P}$ is defined as $\mathcal{K}_\mathcal{P} = \bigcap_{\rho \in \mathcal{P}} \mathcal{K}_\rho$.⁸

Proposition 4. *If $\mathcal{C} \subseteq \text{vec}(\mathcal{K}_\mathcal{P})$ holds, then the trajectory $\text{vec}(K(t))$ of the dynamic controller (20a) remains in $\text{int}(\mathcal{C})$ for $\rho(t) \in \mathcal{F}_\mathcal{P}^\infty$ and is continuous, i.e., $\text{vec}(K(t)) \in \mathcal{F}_\mathcal{C}^\mathcal{V}$.*

Proof. Since \mathcal{C} is convex, the tangent cone $C_x\mathcal{C}$ and the projection onto it are well-defined, unique and independent of $\rho(t)$. We first verify that the gradient $\nabla f_K(\rho)$ is well-defined over \mathcal{C} for all $\rho \in \mathcal{P}$. By [23, Prop. 3.2], the cost function $f_K(\rho)$ is C^∞ smooth over \mathcal{K}_ρ , ensuring the existence of the gradient $\nabla f_K(\rho)$ for all $\text{vec}(K) \in \mathcal{C} \subseteq \text{vec}(\mathcal{K}_\mathcal{P}) \subseteq \text{vec}(\mathcal{K}_\rho)$ and $\rho \in \mathcal{P}$. Since $\text{vec}(K(0)) \in \text{int}(\mathcal{C})$, the projection gradient(20a) ensures that $\text{vec}(K(t))$ remains in $\text{int}(\mathcal{C})$ due to the invariance of $\text{int}(\mathcal{C})$ (see Proposition 2). Although $\nabla f_K(\rho(t))$ may exhibit discontinuities due to $\rho(t) \in \mathcal{F}_\mathcal{P}^\infty$, the trajectory

$$\text{vec}(K(t)) = \text{vec}(K(0)) - \alpha \int_0^t \nabla_{\mathcal{C}} f_K(\rho(\tau)) d\tau \quad (29)$$

remains continuous, as the possible discontinuities of $\rho(t)$ are finite, given the compactness of \mathcal{P} . \square

Since the subsystem (23a) is linear in the state x , the Routh-Hurwitz stability criterion (see Appendix A) can be applied to determine the stability region \mathcal{K}_ρ for a given $\rho \in \mathcal{P}$.

Lemma 2. *The stability region \mathcal{K}_ρ is characterized by n polynomial inequalities $f_i(K, \rho) > 0, i = 1, \dots, n$, where each $f_i(K, \rho)$ is a polynomial in the entries of K and ρ . Formally,*

$$\mathcal{K}_\rho = \{K \in \mathbb{R}^{m \times n} : f_i(K, \rho) > 0, \ i = 1, \dots, n\}. \quad (30)$$

Proof. The subsystem (23a) is asymptotically stable if and only if the roots of the characteristic polynomial $p(s) = \det(sI - (A(\rho) - BK))$ have negative real parts. This condition holds if and only if all entries in the first column of the Routh table (43) of $p(s)$ are positive, i.e., $c_1, R_{3,1}, \dots, R_{n,1}, c_n > 0$. The entries $R_{3,1}, \dots, R_{n,1}$ are rational functions, as they involve divisions by $c_1, R_{3,1}, \dots, R_{n-1,1}$ which have to be strictly positive such that the criterion holds. Since multiplying any row of the Routh table by a positive constant does not affect the stability criterion, a modified Routh table can be obtained by using the recursion $\tilde{R}_{i,j} = \tilde{R}_{i-1,1} \tilde{R}_{i-2,j+1} -$

$\tilde{R}_{i-2,1} \tilde{R}_{i-1,j+1}$ for $3 \leq i \leq n$, where the division by $R_{i-1,1}$ is omitted. This results in n polynomials $f_1(K, \rho) = c_1, f_2(K, \rho) = \tilde{R}_{3,1}, \dots, f_{n-1}(K, \rho) = \tilde{R}_{n,1}, f_n(K, \rho) = c_n$ that must each be strictly positive. \square

Next, we address how the condition $\mathcal{C} \subseteq \text{vec}(\mathcal{K}_\mathcal{P})$ of Proposition 4 can be verified, as it ensures that Assumption 2 holds, which is required for quadratic stability (see Theorem 2).

Proposition 5. *The condition $\mathcal{C} \subseteq \text{vec}(\mathcal{K}_\mathcal{P})$ holds, if the n optimization problems, for $i = 1, \dots, n$,*

$$d_i = \min_{K \in \mathcal{K}_\mathcal{P}, \rho \in \mathcal{P}} \|K_\mathcal{C} - K_\rho\|_F \quad (31a)$$

$$\text{s.t. } f_i(K_\mathcal{P}, \rho) \leq 0, \quad (31b)$$

$$\text{vec}(K_\mathcal{C}) \in \mathcal{C}, \quad (31c)$$

$$\rho \in \mathcal{P}, \quad (31d)$$

are feasible and admit strictly positive solutions $d_i > 0$.

Proof. The optimal value of (31) represents the minimum distance between the boundary defined by $f_i(K_\mathcal{P}, \rho) = 0$ and the set \mathcal{C} over all $\rho \in \mathcal{P}$. If $d_i > 0$, then (31b) ensures that \mathcal{C} lies entirely in the region where $f_i(K_\mathcal{P}, \rho) > 0$. Conversely, if $d_i = 0$, then \mathcal{C} intersects the boundary, implying $\mathcal{C} \not\subseteq \text{vec}(\mathcal{K}_\mathcal{P})$. Thus, if all d_i are strictly positive, \mathcal{C} is fully contained in the region where $f_i(K_\mathcal{P}, \rho) > 0$ for all $i = 1, \dots, n$ and $\rho \in \mathcal{P}$. Since this region characterizes $\mathcal{K}_\mathcal{P}$ (see Lemma 2), the condition $\mathcal{C} \subseteq \text{vec}(\mathcal{K}_\mathcal{P})$ holds. \square

Note that while the constraints (31c) and (31d) are convex inequalities, the optimization problems (31) are generally nonconvex for $n > 2$ due to (31b), which is a polynomial inequality in the entries of K and ρ .

The union of the optimal feedback gains K_ρ^* for all $\rho \in \mathcal{P}$ is denoted by $\mathcal{K}^* = \bigcup_{\rho \in \mathcal{P}} \{K_\rho^*\}$. The set \mathcal{K}^* is challenging to characterize exactly, as it is implicitly defined by the maximal solutions of the CARE for all $\rho \in \mathcal{P}$. We avoid this issue by utilizing an over-approximation of \mathcal{K}^* , which is justified by the following properties of \mathcal{K}^* .

Lemma 3. *The set \mathcal{K}^* is compact and path-connected, and the mapping $\rho \mapsto K_\rho^*$ is continuous.*

Proof. We first show that the composite mapping

$$\rho \mapsto A(\rho) \mapsto P^*(\rho) \mapsto K_\rho^*, \quad (32)$$

is a composition of continuous functions. Since $A(\rho)$ depends linearly on ρ , it is trivially continuous in ρ . By [26, Th. 11.2.1], the maximal solution $P^*(\rho)$ of the CARE depends continuously on $A(\rho)$. The function $K_\rho^* = R^{-1}B^\top P^*(\rho)$ inherits the continuity, because the matrices R and B are constant. Hence, the composite mapping $\rho \mapsto K_\rho^*$ is continuous. Since \mathcal{P} is compact and path-connected by definition, the image $\mathcal{K}_\mathcal{P}^* = \mathcal{K}^*$ of the continuous function $\rho \mapsto K_\rho^*$ is also compact and path-connected [27, Th. 23.5 and Th. 26.5]. \square

Proposition 6. *The set \mathcal{K}^* can be over-approximated by a hyperrectangle $\mathcal{C} \subset \mathbb{R}^{mn}$, i.e., $\text{vec}(\mathcal{K}^*) \subseteq \mathcal{C}$, defined as*

$$\mathcal{C} = \prod_{i=1}^{mn} [\underline{K}_i, \overline{K}_i], \quad (33)$$

⁸If the parameter variation is sufficiently large, $\mathcal{K}_\mathcal{P}$ may be an empty set.

where $\underline{K}_i, \bar{K}_i \in \mathbb{R}$. The bounds \underline{K}_i and \bar{K}_i of the i -th element of $\text{vec}(K)$ can be determined by solving the following optimization problem for each $i = 1, \dots, mn$

$$\min_{K, P, \rho} \pm K_i \quad (34a)$$

$$\text{s.t. } A(\rho)^\top P + PA(\rho) - PBR^{-1}B^\top P + Q = 0, \quad (34b)$$

$$K = -R^{-1}B^\top P, \quad (34c)$$

$$\rho \in \mathcal{P}, \quad (34d)$$

$$P \succ 0. \quad (34e)$$

Proof. By Lemma 3, the set \mathcal{K}^* is bounded, so $\mathcal{C} \supseteq \mathcal{K}^*$ exists. The optimal values of the optimization problems (34) provide tight bounds on each element of K by satisfying the CARE (34b) and considering all admissible parameters $\rho \in \mathcal{P}$. \square

Remark 3. The optimization problem (34) is nonconvex due to the CARE (34b) and is challenging to solve, especially for high-dimensional systems. However, in the following, we assume that the unique global solution of (34) can be obtained.

Assumption 3. Let $\text{vec}(\mathcal{K}^*) \subseteq \text{int}(\mathcal{C})$ and $\mathcal{C} \subseteq \text{vec}(\mathcal{K}_{\mathcal{P}})$ hold.

Note that $\mathcal{C} \subseteq \text{vec}(\mathcal{K}_{\mathcal{P}})$ ensures quadratic stability of subsystem (23a) (see Proposition 4, Theorem 2). Assumption 3 further requires that the optimal feedback gains lie strictly within \mathcal{C} , which represents a more conservative requirement.

Remark 4. The condition $\text{vec}(\mathcal{K}^*) \subseteq \text{int}(\mathcal{C})$ could practically be achieved by adding a small margin $\varepsilon > 0$ to the $2mn$ inequalities (19) of \mathcal{C} , i.e., $\underline{K}_i + \varepsilon \leq K_i \leq \bar{K}_i - \varepsilon$, where $\bar{K}_i, \underline{K}_i$ are as in Proposition 6.

Theorem 3. Let Assumption 3 and $\rho(t) = \rho \in \mathcal{P}$ hold. Then, the projected gradient flow (20a) of the dynamic controller solves the LQR optimization problem

$$\min_{K \in \mathcal{K}_{\rho}} f_K(\rho) \quad (35)$$

and its trajectory $K(t)$ converges to the optimal feedback K_{ρ}^* .

Proof. The cost $f_K(\rho)$ has a single stationary point K_{ρ}^* in \mathcal{K}_{ρ} (see [23, Lem. 4.1]). Since $\text{vec}(\mathcal{K}^*) \subseteq \text{int}(\mathcal{C})$ and $\mathcal{C} \subseteq \text{vec}(\mathcal{K}_{\mathcal{P}})$, K_{ρ}^* is the only stationary point within $\text{int}(\mathcal{C})$. To confirm that (20a) solves (35), we need to verify the three assumptions mentioned in Subsection II-C. By definition in (18), \mathcal{C} is compact and connected. Since $\text{vec}(K(t))$ evolves within \mathcal{C} (see Proposition 4), no constraints are active, trivially satisfying the LICQ. Within $\text{int}(\mathcal{C})$, there is only one KKT point K_{ρ}^* due to the single stationary point. The Hessian of the Lagrangian function at K_{ρ}^* corresponds to the Hessian of $f_K(\rho)$ which is positive definite (see [23, Proposition 3.4]), ensuring the nondegeneracy of the KKT point. With all assumptions fulfilled, the projected gradient flow (20a) solves (35) and $K(t)$ converges to K_{ρ}^* . \square

Remark 5. Let Assumption 3 and $\rho(t) \in \mathcal{F}_{\mathcal{P}}^{\text{pc}}$ hold. If the learning rate α of the dynamic controller (20a) is sufficiently large, the trajectory $\text{vec}(K(t))$ converges quickly to the optimal gain K_{ρ}^* in each time interval with a constant parameter. Once $K(t)$ converges, the states x of subsystem (23a) are regulated by the optimal feedback gain K_{ρ}^* , ensuring optimal stabilization with respect to the LQR cost most of the time.

C. Stability of Frozen-Time Closed-Loop Systems

Previously, we analyzed the stability of subsystem (23a) using quadratic stability, which can be conservative. Less conservative stability methods consider slowly-varying parameter trajectories but assume asymptotic frozen-time stability [8]. Before establishing this property for system (23), we present a lemma characterizing the definiteness of the matrix (14).

Lemma 4. Let $\mathcal{M} = \{x \in \mathbb{R}^n \mid g(x) \geq 0\}$, where $g : \mathbb{R}^n \rightarrow \mathbb{R}^l$ is a continuously differentiable function with $n \leq l$, and $\text{rank } J_g(x) = n$ for all $x \in \mathcal{M}$. Consider the matrices (14) and (15). Then, $F(x) \succ 0$ for all $x \in \mathcal{M}$, and $M(x) \succ 0$ if $x \in \text{int}(\mathcal{M})$ and $M(x) \succeq 0$ if $x \in \partial\mathcal{M}$.

Proof. We first prove $F(x) \succ 0$. The matrix $2\text{diag}(g(x))$ is positive semidefinite since the diagonal entries $g_i(x)$ are nonnegative and the gram matrix $J_g(x)J_g(x)^\top$ is positive semidefinite, implying $F(x) \succeq 0$. Suppose there exists a nonzero vector $v \in \mathbb{R}^n$ such that $v^\top F(x)v = 0$. This implies both $\sum_{i=1}^l g_i(x)v_i^2 = 0$ and $\|J_g(x)^\top v\|^2 = 0$. For indices i where $g_i(x) > 0$, $v_i = 0$ must hold. But the equality $J_g^\top(x)v = 0$ can only hold for $v = 0$ since J_g^\top has full row rank by assumption, implying a contradiction. Thus, $F(x) \succ 0$ for all $x \in \mathcal{M}$. For the second claim, consider the block matrix

$$Z(x) = \begin{bmatrix} I_n & J_g^\top(x) \\ J_g(x) & F(x) \end{bmatrix}. \quad (36)$$

For any vectors $v \in \mathbb{R}^n$ and $w \in \mathbb{R}^l$, the quadratic form associated with $Z(x)$ satisfies

$$\begin{aligned} & \begin{bmatrix} v^\top & w^\top \end{bmatrix} Z(x) \begin{bmatrix} v \\ w \end{bmatrix} \\ &= v^\top v + 2v^\top J_g^\top(x)w + w^\top (2\text{diag}(g(x)) + J_g(x)J_g^\top(x))w \\ &= \|v + J_g(x)^\top w\|_2^2 + 2w^\top \text{diag}(g(x))w. \end{aligned} \quad (37)$$

The first term of (38) is nonnegative, and the second term is positive for any $w \neq 0$ if $x \in \text{int}(\mathcal{M})$, where $g_i(x) > 0$ for all i . This ensures $Z(x) \succ 0$, and its Schur complement $M(x)$ inherits this definiteness. If $x \in \partial\mathcal{M}$, then $g_i(x) = 0$ for some i , and the second term of (38) is nonnegative. Consequently, $Z(x) \succeq 0$, and $M(x)$ inherits this definiteness. \square

Theorem 4. Let Assumption 3, $Q \succ 0$ and $\rho(t) = \rho \in \mathcal{P}$ hold. The equilibrium $\hat{z} = [0_n^\top, \text{vec}^\top(K^*(\rho))]^\top$ of the closed-loop system (23) is asymptotically stable.

Proof. Let $z = [x^\top, \text{vec}^\top(K)]^\top$ be the state vector and $V(z) = x^\top P_K x + f_K(\rho) - f_{K^*(\rho)}(\rho)$ be a Lyapunov candidate, where P_K is as in (21). Then, $V(\hat{z}) = 0$. Since $A_K(\rho)$ is Hurwitz stable for all $K \in \mathcal{K}_{\mathcal{P}}$ and $K^\top RK + Q \succ 0$, P_K is positive definite (see [28, Th. 8.2]). The term $f_K(\rho) - f_{K^*(\rho)} = \text{tr}(P_K) - \text{tr}(P_{K^*(\rho)})$ is positive for all $K \in \mathcal{K}_{\mathcal{P}} \setminus \{K_{\rho}^*\}$, because the LQR cost is strictly positive and has its minimum at K_{ρ}^* . Therefore, $V(z) > 0$ for all $z \in \mathbb{R}^n \times \mathcal{C} \setminus \{\hat{z}\}$. The time derivative of $V(z)$ is given by

$$\dot{V}(z) = x^\top P_K \dot{x} + \dot{x}^\top P_K x + x^\top \dot{P}_K x + \dot{f}_K(\rho). \quad (39)$$

By using (7) and (23a), we obtain

$$x^\top P_K \dot{x} + \dot{x}^\top P_K x = -x^\top (Q + K^\top RK) x, \quad (40)$$

where $Q + K^\top RK \succ 0$. The last term of (39) is given by

$$\dot{f}_K(\rho) = \frac{\partial f_K(\rho)}{\partial \text{vec}(K)} \text{vec}(\dot{K}) = -\alpha \frac{\partial f_K(\rho)}{\partial \text{vec}(K)} M(K) \frac{\partial f_K(\rho)}{\partial \text{vec}(K)}^\top \quad (41)$$

where $M(K)$ is as in (21) and $M(K) \succeq 0$ (see Lemma 4). Therefore, $\dot{f}_K(\rho) \leq 0$ for $K \in \mathcal{K}_\rho \setminus \{K_\rho^*\}$ and $\dot{f}_K = 0$ for $K = K_\rho^*$. Since $\dot{f}_K = \text{tr}(\dot{P}_K) = \sum_i \lambda_i(\dot{P}_K)$ and $\dot{f}_K < 0$ for $\text{vec}(K) \in \mathcal{C} \setminus \{\text{vec}(K^*(\rho))\}$, we conclude $\dot{P}_K \prec 0$ over this domain. Combining (40), (41) and $\dot{P}_K \prec 0$, we obtain $\dot{V}(z) < 0$ for all $z \in \mathbb{R}^n \times \mathcal{C} \setminus \{\hat{z}\}$, implying $V(z)$ is a proper Lyapunov function and \hat{z} is asymptotically stable. \square

Theorem 5. *Let Assumption 3, $Q \succ 0$ and $\rho(t) = \rho \in \mathcal{P}$ hold. The region of attraction (RoA) of the equilibrium $\hat{z} = [0_n^\top, \text{vec}^\top(K^*(\rho))]^\top$ of the closed-loop system (23) is given by $\mathbb{R}^n \times \text{int}(\mathcal{C})$.*

Proof. Consider the same Lyapunov function as in the proof of Theorem 4. Since the dynamics of K are decoupled of the dynamics of x , we first analyze the RoA with respect to K , and then with respect to x . For $K \in \text{int}(\mathcal{C})$, $M(K) \succ 0$ (see Lemma 4), and $\dot{V}(z) < 0$ for all $\text{vec}(K) \in \text{int}(\mathcal{C}) \setminus \{\text{vec}(K^*(\rho))\}$, ensuring that $V(z)$ decreases strictly along the trajectories $\text{vec}(K(t))$ within $\text{int}(\mathcal{C})$. Moreover, the set $\text{int}(\mathcal{C})$ is positively invariant for (20a) due to the projection (see Proposition 2). Combining the strict decrease of $V(z)$ and the invariance of $\text{int}(\mathcal{C})$, we conclude that the RoA of $\text{vec}(K^*(\rho))$ is $\text{int}(\mathcal{C})$. Since $P_K \succ 0$ for all $K \in \mathcal{K}_\rho$, $V(z) \rightarrow \infty$ as $\|x\| \rightarrow \infty$, implying that $V(z)$ is radially unbounded with respect to x . Additionally, $\dot{V}(z) < 0$ for $x \neq 0$ (see (40)). Therefore, the RoA of the equilibrium \hat{z} is $\mathbb{R}^n \times \text{int}(\mathcal{C})$. \square

Remark 6. *Since the closed-loop system (23) is not an autonomous LPV system (see Remark 2), the stability methods for slowly-varying systems (see [8]) cannot be applied directly. Under Assumption 3, the trajectory of the dynamic controller satisfies $\text{vec}(K(t)) \in \mathcal{F}_\mathcal{C}^\mathcal{V}$ (see Proposition 4) and the feedback gain K can be treated as a varying parameter. Given the asymptotic frozen-time stability of the subsystem (23a), (23a) is exponential stable if the rates of variation, i.e., $\|\dot{\rho}(t)\|$ and $\|\text{vec}(\dot{K}(t))\|$, are sufficiently small (see [8, Eq. (2.5)], [3, Prop. 2.3.8] or [3, Sec. 1.2.2.2]). The rate $\|\text{vec}(\dot{K}(t))\|$ decreases as the learning rate α in (20a) is reduced.*

V. SIMULATION RESULTS

In this section, we demonstrate the stability of the closed-loop system and the transient performance of the dynamic controller. Consider the following system

$$A = \begin{bmatrix} -\rho(t) & 1 \\ -0.2 & 1 \end{bmatrix}, \quad B = \begin{bmatrix} 1 \\ 0.5 \end{bmatrix}, \quad Q = I_2, \quad R = 2, \quad (42)$$

where $K = [K_1 \ K_2]$, $\rho(t) \in \mathcal{F}_\mathcal{P}^\infty$ and $\mathcal{P} = [0.5, 2]$. By using Lemma 2, the stability region \mathcal{K}_ρ is characterized by the inequalities $f_1 = K_1 + \frac{K_2}{2} + \rho - 1 > 0$ and $f_2 = \frac{K_2\rho}{2} - \frac{K_2}{5} - \rho - \frac{K_1}{2} + \frac{1}{5} > 0$, and is visualized in Fig. 2. The set \mathcal{C} obtained by Proposition 6, with $\mathcal{K}^* \subseteq \text{int}(\mathcal{C})$ (see Remark 4), is given by $\mathcal{C} = [-0.94, -0.23] \times [4.49, 5.97]$. Moreover, the condition $\mathcal{C} \subseteq \mathcal{K}_\mathcal{P}$ hold due to Proposition (5)

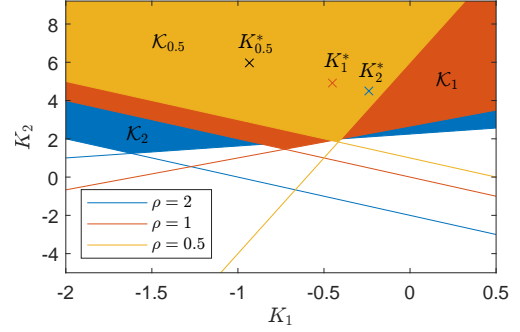


Figure 2. Stability regions \mathcal{K}_ρ , optimal feedbacks K_ρ^* and stability boundaries $f_1 = f_2 = 0$ for $\rho = 0.5, \rho = 1$ and $\rho = 2$.

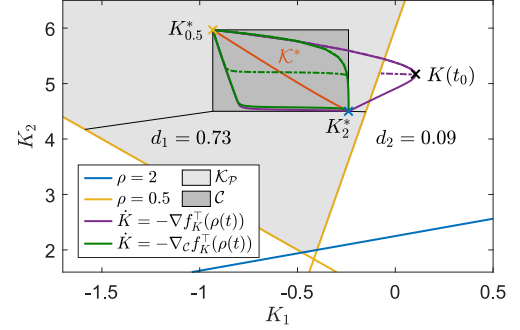


Figure 3. Visualization of the stability region $\mathcal{K}_\mathcal{P}$, the set \mathcal{C} and trajectories of gradient flow and projected gradient flow for $\rho = 0.5 \rightarrow \rho = 2$.

and the obtained distances d_i are depicted by solid black lines in Fig. 3. Quadratic stability of (42) is verified by Theorem 2 and the matrix $X = [0.9, -2.2; -2.2, 7.7]$ satisfies the LMI condition (27) for all $A_i, i = 1, \dots, 8$.

The trajectories of $\dot{K} = -\nabla f_K^\top(\rho)$ and $\dot{K} = -\nabla_\mathcal{C} f_K^\top(\rho)$ are shown for $K(0) = K_{0.5}^*$ in Fig. 3, where the parameter switches from $\rho = 2$ to $\rho = 0.5$. For the solid lines, the switch occurs after convergence to K_2^* and $K_{0.5}^*$ is reached. For the dashed lines, the switch occurs prematurely at t_0 , where the non-projected gradient flow yields $K(t_0)$ outside the stability region $\mathcal{K}_{0.5}$ (see Fig. 3)⁹, leading to ill-defined behavior. Strictly speaking, the integral of the LQR cost $f_K(\rho(t))$ diverges due to the unstable feedback $K(t_0)$, and the derivative $\nabla f_K(t_0)$ is not defined. However, using vectorization, a negative LQR cost is observed, which is impossible by definition, and the cost diverges to $-\infty$ at the boundary of $\mathcal{K}_{0.5}$, where the trajectory reaches a steady state. In contrast, the projected gradient flow remains well-defined and converges to $K_{0.5}^*$ after the switch at t_0 .

Fig. 4 shows the trajectories of $x(t)$ and $K(t)$ for a fast-varying parameter trajectory $\rho(t)$ with step changes. A high learning rate ($\alpha = 100$) ensures that $K(t)$ quickly converges to the optimal feedback during constant parameter intervals (see Remark 5). The dynamic controller yields an LQR cost of 488.9 over the 6s simulation, significantly lower than the 660.3 obtained with the static feedback controller $K_{1.25}^*$. This 26 % reduction demonstrates improved transient performance.

⁹This numeric example was specifically selected as a rare case where the non-projected gradient flow encounters ill-definedness.

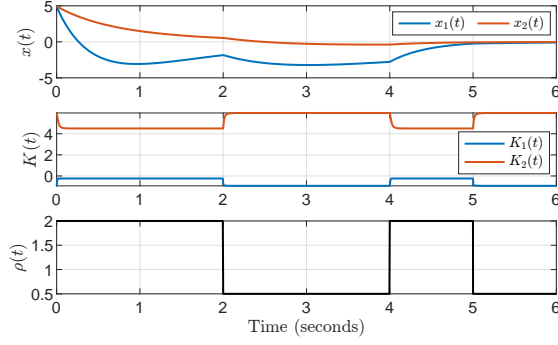


Figure 4. Trajectories of the states $x(t)$ and the feedback gains $K(t)$ for the fast-varying parameter trajectory $\rho(t)$.

VI. CONCLUSION

This paper proposes a novel dynamic state-feedback controller for polytopic LPV systems based on a projected policy gradient flow that continuously minimizes the LQR cost while providing stability guarantees. We established conditions for quadratic stability of the LPV system that ensures exponential stability for arbitrarily fast-varying parameter trajectories. Sufficient conditions were also provided to ensure bounded trajectories of the controller and its convergence to the optimal feedback gains. Additionally, we proved asymptotic stability of the frozen-time closed-loop systems. Simulation results showcased the effectiveness of the controller in maintaining stability and improving transient performance.

APPENDIX

A. Routh-Hurwitz Stability Criterion

The criterion states that a monic polynomial $p(s) = s^n + c_1 s^{n-1} + c_2 s^{n-2} + \dots + c_{n-1} s + c_n$ has roots with negative real parts if and only if all the entries in the first column of the Routh table are strictly positive [29, Sec. 6.2-6.5]. The Routh table, with entries denoted by $R_{i,j}$, is constructed as follows

$$\begin{array}{cccccc}
 s^n & 1 & c_2 & c_4 & c_6 & \cdots \\
 s^{n-1} & c_1 & c_3 & c_5 & \cdots & \\
 s^{n-2} & R_{3,1} & R_{3,2} & R_{3,3} & \cdots & \\
 s^{n-3} & R_{4,1} & R_{4,2} & R_{4,3} & & \\
 \vdots & \vdots & \vdots & \vdots & & \\
 s^1 & R_{n,1} & R_{n,2} & & & \\
 s^0 & c_n & & & &
 \end{array}, \quad (43)$$

where $R_{i,j} = (R_{i-1,1}R_{i-2,j+1} - R_{i-2,1}R_{i-1,j+1})/R_{i-1,1}$ for $3 \leq i \leq n$, $1 \leq j$, and missing terms are treated as zero.

REFERENCES

- [1] C. Hoffmann and H. Werner, "A survey of linear parameter-varying control applications validated by experiments or high-fidelity simulations," *IEEE Transactions on Control Systems Technology*, no. 2, 2015.
- [2] J. Mohammadpour and C. W. Scherer, Eds., *Control of Linear Parameter Varying Systems with Applications*, Springer Science & Business Media, 2012.
- [3] C. Briat, *Linear Parameter-Varying and Time-Delay Systems: Analysis, Observation, Filtering & Control* (Advances in Delays and Dynamics). Springer, 2015.
- [4] D. J. Leith and W. E. Leithead, "Survey of gain-scheduling analysis and design," *Int. J. Control*, no. 11, 2000.
- [5] J. S. Shamma, "Analysis and design of gain scheduled control systems," Ph.D. dissertation, MIT, 1988.
- [6] J. Shamma and M. Athans, "Gain scheduling: Potential hazards and possible remedies," *IEEE Control Systems Magazine*, no. 3, 1992.
- [7] F. Wu, "Control of linear parameter varying systems," Ph.D. dissertation, University of California, Berkeley, 1995.
- [8] A. Ilchmann, D. Owens, and D. Prätzel-Wolters, "Sufficient conditions for stability of linear time-varying systems," *Systems & Control Letters*, no. 2, 1987.
- [9] A. P. White, G. Zhu, and J. Choi, *Linear Parameter-Varying Control for Engineering Applications* (SpringerBriefs in Electrical and Computer Engineering). 2013.
- [10] W. J. Rugh and J. S. Shamma, "Research on gain scheduling," *Automatica*, no. 10, 2000.
- [11] F. Wu *et al.*, "Induced L_2 -norm control for LPV systems with bounded parameter variation rates," *International Journal of Robust and Nonlinear Control*, no. 9-10, 1996.
- [12] P. Apkarian and R. Adams, "Advanced gain-scheduling techniques for uncertain systems," *IEEE Transactions on Control Systems Technology*, no. 1, 1998.
- [13] E. Feron, P. Apkarian, and P. Gahinet, "Analysis and synthesis of robust control systems via parameter-dependent lyapunov functions," *IEEE Trans. Autom. Control*, no. 7, 1996.
- [14] F. Blanchini and S. Miani, "Stabilization of lpv systems: State feedback, state estimation, and duality," *SIAM Journal on Control and Optimization*, no. 1, 2003.
- [15] S. Shahruz and S. Behtash, "Design of controllers for linear parameter-varying systems by the gain scheduling technique," *J. Math. Anal. Appl.*, no. 1, 1992.
- [16] C. W. Scherer, "Mixed H_2/H_∞ control for time-varying and linear parametrically-varying systems," *International Journal of Robust and Nonlinear Control*, no. 9-10, 1996.
- [17] G. Becker and A. Packard, "Robust performance of linear parametrically varying systems using parametrically-dependent linear feedback," *Syst. Control Lett.*, no. 3, 1994.
- [18] P. Apkarian and P. Gahinet, "A convex characterization of gain-scheduled H_∞ controllers," *IEEE Transactions on Automatic Control*, no. 5, 1995.
- [19] P. Apkarian, P. Gahinet, and G. Becker, "Self-scheduled H_∞ control of linear parameter-varying systems: A design example," *Automatica*, no. 9, 1995.
- [20] C. Courties, J. Bernussou, and G. Garcia, "LPV control by dynamic output feedback," in *Proc. Am. Control Conf.*, 1999.
- [21] E. Feron *et al.*, "Numerical Methods for H_2 Related Problems," in *1992 American Control Conference*, 1992.
- [22] E. Coddington and N. Levinson, *Theory Of Ordinary Differential Equations*. McGraw-Hill, 1987.
- [23] J. Bu, A. Mesbahi, and M. Mesbahi, *Policy Gradient-based Algorithms for Continuous-time Linear Quadratic Control*, 2020. arXiv: 2006.09178 [eess.SY].
- [24] J. Bu, A. Mesbahi, and M. Mesbahi, *On Topological and Metrical Properties of Stabilizing Feedback Gains: the MIMO Case*, 2019. arXiv: 1904.02737 [cs.SY].
- [25] H. T. Jongen and O. Stein, "Constrained global optimization: Adaptive gradient flows," in *Frontiers in Global Optimization*, Springer, 2003.
- [26] P. Lancaster and L. Rodman, *Algebraic Riccati Equations*. New York, USA: Oxford University Press Inc., 1995.
- [27] J. Munkres, *Topology*, 2nd ed. Harlow, UK: Pearson Education Limited, 2014.
- [28] J. P. Hespanha, *Linear Systems Theory*, 2nd ed. Princeton, USA: Princeton University Press, 2018.
- [29] N. S. Nise, *Control Systems Engineering*, 8th ed. John Wiley & Sons, 2019.