

An introduction to memory competitions, records and techniques

Bastian Wiederhold

bastian.wiederhold@lmu.de

Faculty of Biology

LMU Munich

April 11, 2025

Abstract

This article provides an overview of memory competitions, analyzes differences between disciplines and explains current state-of-the-art techniques. Performances have increased dramatically over the past three decades. Nowadays, information processing reaches up to 42 bit/s in short disciplines with most of the time spent on reading, suggesting that mental associations are formed even faster. Records show a remarkable concordance across all time scales: the processing speed depends on memorization time as a power law.

1 Introduction

Motivation Memory techniques have been known since antiquity [Gri22], but only over the past three decades memory competitions have tested the limits of mnemonic strategies. The most famous is the “memory palace” or “method of loci”. During memorization, competitors first transform information into “mnemonic images”: memorable objects, people or scenes. These images are then linked to prominent locations along a mental walk. During recall, competitors reimagine the same mental journey and decode the mnemonic images to retrieve the stored information. Optimization of these strategies lead to a dramatic increase of performances. For example, the record for memorizing the sequence of cards in shuffled deck of 52 playing cards was two minutes in 1993 and now stands at 12.74 seconds by Shijir-Erdene Bat-Enkh in 2018 [IAMf]. This time corresponds to memorizing over four cards a second. The enhancement of memory through techniques has been intensely studied [Leg+12; KPV19; MS23] and is supported by altered activation patterns of the brain compared to naive memorization [Dre+17]. Intuitively, memorizing events, objects, people, emotions and locations coincides much more with human reality than pure abstract information, leading to higher retention.

The motivation for this work is to provide an overview of the world of memory competitions. We collect information, which is currently only available in distributed form among books, forums or the memory community, and add analysis based on information theory. The scientific aspects of this work are condensed in a companion work [Wie25].

Competition formats This overview focuses on four competition formats. First, the classical decathlon with disciplines based on digits, playing cards, words, images and names and memorization times spanning several minutes up to hours [IAM19]. This format is used to crown the world champion - and since a split of the world memory organization, the two world champions [IAMA; WMSf]. Second, the modern format Memory League (ML), which has condensed the ten disciplines of the decathlon into just six: digits, playing cards, words, images, national and international names [ML]. The memorization time lasts a maximum of one minute and focus is one-vs.-one competing. Third, speed-memory.com includes the disciplines one and four seconds decimal- and binary-digit memorization [Spec]. Fourth, the famous π competitions, in which the objective is to recite as many digits of the irrational number π as possible [Pi]. Due to the unlimited memorization time, π competitions differ significantly in their character from the previous. Altogether, the competitions cover the whole range of possible memorization times.

Approach To be able to compare disciplines, we calculated the minimal information processing rate in bit/second necessary to explain top performances. Essentially, we convert the “content” of a discipline into the number of 0 or 1 options, a computer would need to save every second, to perform in the same way as the record-setting competitor. In many cases, we have asked the best competitors for the employed strategies. The different disciplines, for example the various variants of number memorization, provide us with opportunities to analyze what causes potential human performance differences.

Contents

1	Introduction	1
2	Overview of memory competitions	2
2.1	Classical format	2
2.2	Memory League	3
2.3	Speed-memory.com	4
2.4	π competitions	5
2.5	Other competitions	5
3	Dramatic increase in performance	5
3.1	Records will probably improve	6
3.2	Savants	6
4	Mnemonic techniques	7
5	Understanding world records and information calculations	8
5.1	Humans are no machines	8
5.2	Bits do not capture the complete complexity	9
6	General observations	9
6.1	The limit is reading rather than memorizing	9
6.2	Power law of memorization speed depending on time span	11
6.3	Consistent differences between cards, decimal and binary digits	12
6.4	Associations are at the core of human memory	13
7	Conclusion	14
A	Techniques and records in the different disciplines	15
A.1	Names and faces	15
A.2	Words	16
A.3	Images	17
A.4	Digits	19
A.5	Cards	22
B	Data analysis	23
B.1	Data acquisition for world record performances	23
B.2	Information content of the different disciplines	24
C	Probabilistic model	27

2 Overview of memory competitions

2.1 Classical format

Memory competitions started with the first world championship in 1991. Over the years numerous annual championships were added. The competitions are held as a mental decathlon

with decimal digits appearing twice at different memorization length (Table 1, more details in Appendix A).

Overall structure There are three versions of the events taking place over the course of one, two or three days with correspondingly longer disciplines. Officially, the versions are called ‘national’, ‘international’ and ‘world’ standards. The three-day world standard is reserved for the world championships. The memorization times of the disciplines range from 5 to 60 minutes. For example, all standards feature 5 min decimal digits, and 15, 30 and 60 min decimal digits respectively in the national, international and world format. The recall time is typically at least two or three times as long as the memorization time. There are two attempts on 5 min numbers and speed cards, and three attempts of varying length at auditive digits. At all other disciplines competitors only have a single attempt. To determine the overall winner, the raw scores of the disciplines are converted to a point scale with a system inspired by the track-and-field decathlon. The precise rules can be found in the rulebook [IAM19] of the International Association of Memory (IAM).

Origin of the disciplines The disciplines have been influenced by two factors. The pen-and-paper era required disciplines which could be printed and easily be corrected. Furthermore, disciplines should be of comparable difficulty for everyone. For example, earlier competitions included the memorization of text, which is hard to grade in a language-independent way. Over the time the discipline was reduced to just a list of non-declined words with 80% concrete nouns, 10% abstract nouns and 10% verbs. Even now occasional discussions emerge, for example, if a language features two different common spelling versions of the same word. This also explains the heavy focus on simple symbolic systems such as numbers and cards, where competitors can be expected to familiarize themselves with the symbol set.

Two world organizations In 2016 the IAM was founded, splitting from the World Memory Sports Council (WMSC), with which all classical competitions had been associated previously. Nowadays both organizations host world memory championships, track records and provide statistics. This analysis will use the data provided by the IAM on their statistics website [IAMc]. We would have preferred to include the results of WMSC competitions. Unfortunately, their statistics website [WMSb] is not functional and currently unable to provide a corresponding dataset.

The conclusions of this document would largely remain the same, although in some disciplines higher scores have been recorded at WMSC competitions. Several of the higher WMSC records stem from the 2019 WMSC world championships, in which a North Korean team demonstrated unprecedented control over several memory disciplines. The world champion Ryu Song I memorized all information given during the memorization phase of auditive digits, indicating that a higher score would have been possible [Gra]. It is highly surprising that these athletes do not seem to have participated in any further world championships. Additionally, during the pandemic, WMSC hosted online world championships at several locations during which the record in historic dates was improved to 241 compared to the previous record around 150 [His]. The information rate of this result, 14.47 bit/s, corresponds to a higher speed than all other 5 min memorization tasks (Figure 4) and would be an outlier to the power law of Section 6.2. The competitor performed subpar on the other events [WMSd]. Eventually, WMSC declared the online records to be incomparable to previous competitions [WMSc]. The remaining record differences between WMSC and IAM seem negligible.

2.2 Memory League

In 2015 Memory League (ML) was launched, first under the name Extreme Memory Tournament [ML]. There are fewer disciplines with much shorter memorization time, the focus is on one-vs.-one matches and top competitors optimize the time for a certain number of items, rather than optimizing the number of items per time.

ML features the six disciplines decimal digits, cards, words, national names, international names, images (Table 2). The memorization time lasts up to one minute, recall up to four

	memorization objective	memorization time [min]	grading scheme
decimal digits	a sequence of decimal digits	5, 15, 30, 60	rows of 40
binary digits	a sequence of binary digits	5, 30	rows of 30
auditory digits	a sequence of decimal digits, read aloud at one digit/s	up to 8	counts until first error
cards	a sequence of playing cards in the form of successive scrambled decks of 52 playing cards	10, 30, 60	rows (decks)
speed cards	the sequence of one scrambled deck of 52 playing cards as quickly as possible	at most 5	essentially perfect
words	a sequence of words	5, 15	rows of 20
images	(WMSI) a sequence of abstract gray-scale images (IAM) a sequence of photos with arbitrary motives (Figure 3)	5	rows of 5
historic dates	associate years between 1000 and 2100 to fictional events	5	deduction (guessing not allowed)
names and faces	associate international names to faces (first + last name)	5, 15	no deduction (guessing allowed)

Table 1: Overview of the disciplines in classical competitions. The first seven disciplines involve the memorization of long sequences. Decimal and binary digits, cards and words are presented in rows of k items: a single error in a row leads to the row being counted as $k/2$, whereas with two or more errors no points are being awarded. Speed cards is the only discipline in which the time rather than the amount counts. In recall, the number of cards counts until the first error - however only an error-free performance leads to a competitive score. In images recall competitors need to indicate the previous permutation of the five images in a row with a deduction of one point, if an error is made. As images rows contain only five items, strategies which do not involve knowing the overall sequence, but only the sequence per row, are possible. Historic dates and names and faces are associative disciplines. In recall, the events or the faces are given in a random permutation and competitors need to reconstruct the year respectively the name. The disciplines differ in our ability to estimate the information rate processed by humans in bit/s. For the purely number or card based disciplines entropies are easy to calculate. For images and historic dates we use theoretic lower-bounds, whereas for word and names we employ estimates based on database samples (B.2).

minutes and participants are able to end both prematurely. Tournaments are based on matches in which two players compete against each other. To evaluate the winner of a given discipline, the number of items memorized/accuracy counts. If the accuracy of both competitors is equal, the player wins who ended the memorization period faster. Except in the international names discipline, the best participants typically aim to memorize all information. The grading system then amounts to: whoever made fewer errors wins and, if both have made the same number of errors, the person with the faster memorization time wins. Competitors can only see the time and score of the opponent after recall, allowing for different strategies. For example, competitors may attempt a fast perfect score while risking errors. Or, they can comfortably memorize everything in one minute, and hope for an error of the opponent.

2.3 Speed-memory.com

The speed-memory.com competitions consist of six disciplines: 1 s and 4 s decimal and binary digits and the matrices and colored shape disciplines. The website [Speb] is in Spanish and the competitive scene centered around Ramón Campayo and his students. At the time this article was written, it was unclear from the website whether there still was a competitive scene as there were no upcoming events and several sections of the website seemed outdated. In the 1 s and 4

memorization objective	
words	a sequence of 50 words
images	a sequence of 30 photos with arbitrary motives, see Figure 3
numbers	an 80 digit decimal number
cards	the sequence of a scrambled deck of 52 playing cards
national names	associate 30 faces to national names (only first name)
international names	associate 30 faces to international names (only first name)

Table 2: Overview of the disciplines in Memory League (ML). Compared to classical competitions the time scale is a lot shorter. The memorization time may last at most one minute compared to at least 5 min in classical competitions with the exception of speed cards. Instead of optimizing the amount of information in a given time, competitors try to memorize a given set of information as quickly as possible.

s disciplines competitors see all information at once, but are allowed to place the decimal and binary digits in particular groups arranged across the screen.

2.4 π competitions

The most famous irrational number π has a decimal expansion without recurring sequences, which has long fascinated mnemonists. Memorizing π is a classic challenge even predating the advent organized memory competitions [Pi]. Unlike other disciplines, memorizing π is not subject to time constraints. For this reason, we are unable to the bit rate of memorization, but we can gain insight into the memory capacity of humans beings if no errors are being tolerated.

2.5 Other competitions

The US national championships include not only disciplines from ML and classical competitions, but also the memorization of poems and long-term factual knowledge ahead of competitions. The final stages involve alternating recall of information by competitors on stage [Usm]. All are promising approaches to making memory competition more entertaining.

The Memoriad includes not only classical memory disciplines such as binary and decimal digit memorization, but also mental calculation. Various brain-training apps and websites offer memorization tests.

3 Dramatic increase in performance

Scores in all disciplines have increased dramatically. Modern records include memorizing a 50-digit binary number in 1 s, a shuffled deck of 52 playing cards in under 12 s, the names of a class of 30 students in under 30 s, a sequence of 145 words in 5 min, or 35 packs of cards or an over 3000 digit decimal number in one hour.

Calculating information rates of records allows us to plot and compare the record development of all classical 5 min disciplines (Figure 1). Interestingly, the highest information rate is achieved in historic dates, an associative discipline, which does not require a memory palace (Section 6.4). In many disciplines, most strikingly decimal digits, an almost linear trend still seems intact.

The underlying reasons are multifold and similar to other sports: evolution and disruption of techniques, increased competition and professionalization. The digital era has elevated scores. It has become much easier to train the elaborate encoding systems or generate random training sets for the disciplines. Competitors save time by pressing a key instead of flipping pages under pressure, by recalling with keyboard instead of scribbling on a piece of paper A last effect might be purely psychological: knowing what scores are possible will influence competitors’

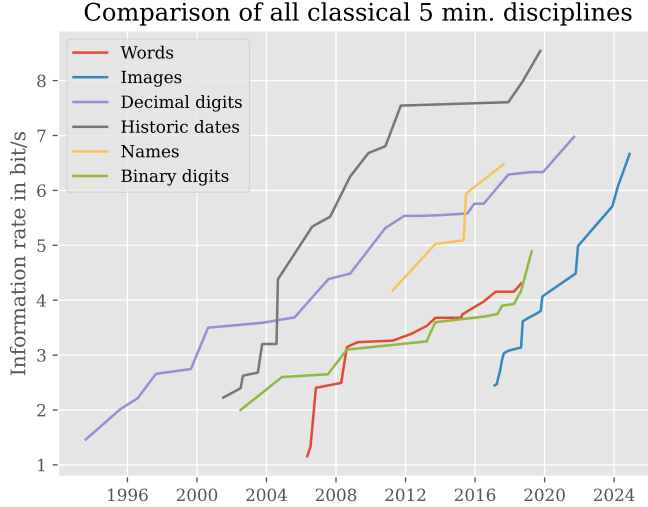


Figure 1: Record development of the classical 5 min disciplines.

aims. Unaware of human possibilities, memorizing a 50-digit decimal number in 5 min was impressive in the early years. Nowadays, knowing that the world record is above 600, even children and seniors (age > 60) will try to memorize a few hundred [WMSe; Sor]. The latter competitors challenge the common believe that memory abilities are in constant decay after reaching adulthood.

3.1 Records will probably improve

Memory sports have gained a wide following over the past three decades. The above factors will continue to contribute to the evolution of records. Despite the enormous increase in scores and competitions, there are still many examples of memory athletes reaching the top of competitive memory sports after only a few years of training, often starting beyond their youth (Table 3). This likely involves daily training of several hours. Enrico Marraffa, who became IAM champion in his first year of competing, stated that he practiced five months roughly three hours a day [Lig]. Nevertheless, the overall amount of training required is still below Olympic champions, world-class musicians or world-class chess players, where it would be exceptional to reach a world-class level after missing out on the 10 years of youth practice. Therefore, we conjecture that at least some of the records in this document will continue to evolve.

	First World Title	Age at first world title	Started competing
Alex Mullen	2015 (WMSC + IAM)	23	2014
Andrea Muzii	2019 (IAM)	20	2019
Enrico Marraffa	2024 (IAM)	22	2024

Table 3: World champions with a remarkably short time to the top.

3.2 Savants

One might wonder whether there are not a few people with innate ability who could surpass the thresholds presented by memory competitions. As other have noted [ZM24], the world memory champions have all credited training rather than talent. This indicates that innate memorizers are either worse than trained athletes, bound to specific tasks or unwilling to compete [Mar13].

There has been the notable case of Daniel Tammet, who reached global fame with his books [Tam06; Tam12]. He describes his memory and mental calculation abilities to originate from a rare combination of synaesthesia and Asperger’s syndrome, which became subject of scientific study [DBBC08]. In turn, Joshua Foer provides evidence in his book “Moonwalking with Einstein” [Foe11] that Tammet is using mnemonic strategies. The evidence includes his previous participation in world championships placing 10th in 1999 and 4th in 2000, a deleted “about” webpage, which includes a description of the use of mnemonic strategies and many more. However, Foer writes “my theory, [...] would be very difficult to prove” [Foe11, p.232]. In retrospect, we can at least add the following argument: his performances at the world championships 1999 and 2000 are in line with the scores at the time. Modern performances are about three times faster. If it was an innate ability, it seems fairly unlikely that by chance its speed matches the standard of memory competitions at the time. But didn’t Daniel Tammet memorize 22514 digits of π ? Recently, Susanne Hippauf, a policewoman, broke the German record with 18026 digits [Pi], [Hip], while being ranked 36 on the IAM world rankings [IAMe]. If ‘normal’ people can memorize impressive quantities, when should memory abilities be labelled as savant or exceptional? The evolution of mnemonic performances moves the boundaries of what we should consider an exceptional memory.

4 Mnemonic techniques

Essentially, three strategies are used in memory competitions [Artf]:

1. *Encoding* Competitors transform any information into a more concrete experience, object or familiar entity. For instance, an unknown international name might remind the competitor of a word in their native language.

The more of the tasks structure has already been committed to memory previously, the easier memorization becomes [Gob98; NTO20]. For example, names in the native language are easier for competitors.
2. *Associations/Links* If there are only a few entities to connect, competitors form a story or creative link among them. For example, in the classical IAM images format, where one needs to memorize rows of five images, competitors form stories linking the items. Or in historic dates, where the objective is to memorize the years of fictional historic events, people associate an object or person, which they use to encode the number, with the event.
3. *Memory Palace* If the task involves memorizing sequential information, competitors link the result of the first two principles with mentally imagined locations of a certain predefined order. For instance, these could be places at home or the way to work. In recall, competitors traverse the same mental route and decode the stories they encounter.

Depending on the disciplines and personal strategy, the three core concepts can be featured more or less prominently. We will explain in detail for all disciplines how these concepts come into play and what the current best recorded performances are. For the sake of brevity, we have moved this to Appendix A.

Encoding may occur spontaneously as a creative process, such as for unknown names or words, or may also be completely committed to long-term memory if there is a finite set of combinations. This is, in particular, the case in the disciplines based on digits and cards, where competitors have invented elaborate systems to form a map between all possible scenarios and objects or people. In this document, we will refer to the result of this encoding process as an “mnemonic image” even though also other senses might be involved [Artf]. For example, all two-digit decimal numbers could be mapped to mnemonic images, which are then memorized instead. There are two main ideas: first, creating modular mnemonic images such as a combination of person-action-object (PAO) or instead large systems such as the three-digits and two-cards system A.4, A.5. Time will tell which system is more efficient, as currently no consistent trend can be seen.

5 Understanding world records and information calculations

5.1 Humans are no machines

In light of the computer-like memory world records, it is easy to forget that humans are prone to errors, which causes the number of attempts and grading systems to have significant influence on the outcomes. Fewer attempts result in fewer samples from a competitor’s performance distribution. Additionally, competitors are risk-averse and might, for instance, attempt a score sufficient to win rather than an exceptional score. The grading system of errors plays an equally crucial role. Counting only perfect performances as records, such as in ML, classical auditive digits and π competitions, leads to significantly lower scores. The other extreme would be to disregard errors at all, at least to a level that guessing does not improve the outcome. Most classical disciplines use the intermediate regime of presenting the information in rows of k items (Table 1). If all items are correct, k points are awarded. If there is a single error, the score is halved to $k/2$ points and no points are awarded, if more errors are made in the row.

We can see the consequence of these two observations at several instances. In auditive digits, the objective is to memorize a sequence of decimal digits, read aloud at one digit/s. The score is the number of digits counted until the first error. The current world record of Lance Tschirhart is 456, over seven minutes of perfect memorization. Notably, this is close to the current average speed of 0.95 digit/s of the one hour digits marathon. Confronted with a specific speed, humans fail quickly, whereas at varying speed and with revisions they can keep up the same average for much longer.

Another example is the difference between official world records, unofficial world records and training in ML. We have again visualized the development of scores in a common plot (Figure 2). This is the only memory competition, where data on erroneous and casual trials of competitors is available. Compared to the 5 min disciplines, where competitors achieved bit rates between 4 – 8, the best scores correspond to memorizing 11 – 30 bit/s for 10 – 55 s. In addition, top scores known from non-public, personal training are even higher [Muz; Vic]. The differences illustrate the gap of scores between training and competition and that the discipline rules are not necessarily set to maximize bit/s.

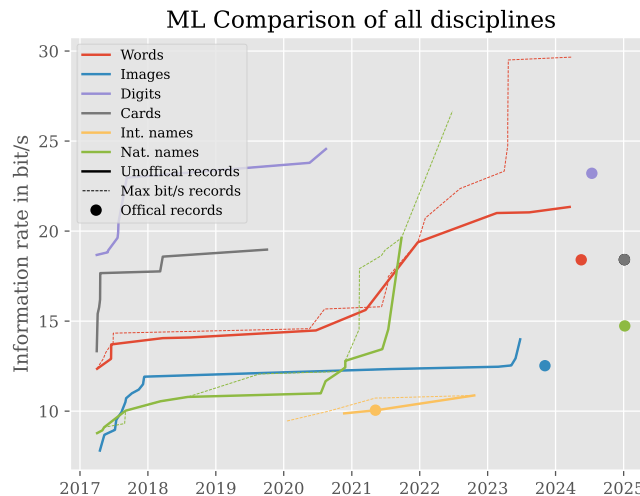


Figure 2: Unofficial record development and official records in ML. We searched for scores with 100% accuracy and maximum bit/s at 80% accuracy among performances of top competitors in a period from 2017 to 2025 B.1. For digits, cards and images, the 100% records also maximized information processing. When competitors train, this remains invisible to other players, except when they choose to play against another competitor. Private training occurs at even higher speeds. Don Michael Vickers achieved 45/50 words in 12.77 s, equivalent to 42.04 bit/s [Vic], A.2.

Therefore, when we consider human records, we review samples from the upper tail of the distribution of the scores of the best competitors. Individual trials may depend on various other

factors such the specific realization of the task’s random input, daily form and many more.

5.2 Bits do not capture the complete complexity

Calculating bits captures some of the underlying complexity of a task, but not necessarily all from a human perspective.

This is illustrated by the images discipline, where participants memorize the order of a set of images and need to recall the original permutation. The memorability of images is linked to a variety of factors, including depicted objects, evoked emotions and image decomposition, as psychological experiments and machine learning have shown [HE23; NBUB24]. In classical competitions, images are given in rows of five and competitors need to indicate the sequence only among the row. A computer would be able to solve this task by just storing the permutation of the row compared to a canonical order, for example, by sorting the numbers associated to the images.

The two world organizations host different variants of this discipline: IAM competes in a 5 min discipline with an imageset, which shows clearly identifiable objects, whereas WMSC competes in a 15 min discipline featuring abstract black and white shapes (Figure 3). Beyond the images style, the rules are the same. The quotient between the scores in 5 min IAM images and 15 min WMSC images is ≈ 2.04 . This is much higher than for names at ≈ 1.34 , words at ≈ 1.36 , and digits at ≈ 1.45 and suggests, unsurprisingly, that abstract images are harder to memorize than the IAM art-style A.3.

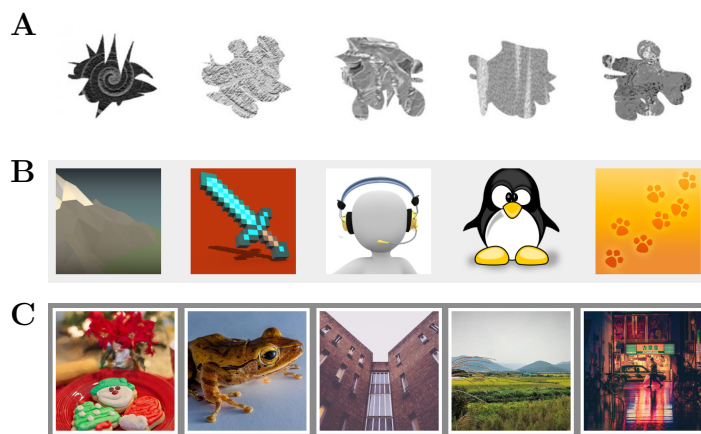


Figure 3: Art style of images at the different competitions. **A** WMSC **B** IAM **C** ML

Interestingly, competitors can manage to just store the permutation associated to the rows in a memory palace, and in abstract images this is even among the preferred strategies [WMSa]. In contrast, as the IAM images are clearly identifiable motives, the current world record holder Enrico Maraffa does not even use a memory palace, but only links. This shows that he memorizes features of the images, which certainly corresponds to much more information A.3, B.2.3. It is faster to memorize additional information, features of the image compared to the permutation, to achieve a better fit with human reality - the underlying principle of any mnemonic strategy.

6 General observations

6.1 The limit is reading rather than memorizing

Using a memory palace involves three different processes: reading, associating and navigating. For example, a competitor in the decimal digits discipline first maps the visual input, the digits, onto specific prememorized mnemonic images. This process is comparable to standard reading as, indeed, the most popular strategy to learn the map is to assign letters to the digits 0 – 9 [Artc]. The resulting images are associated to salient positions of the mental walk through short creative stories. Once a location is occupied, the competitor mentally navigates to the next

location in the memory palace. Among these three processes, it seems most natural to equate “memorization” with the process of forming associations.

To understand the time spent on the three processes, we asked top competitors in ML cards, digits and words for the time they require to read the items of the tasks (Table 4). The self-reported reading times could be fairly accurate, as competitors train extensively over years to minimize total time. In ML words, reading is comparable to everyone’s understanding of the term, whereas in ML cards and digits, reading refers to the aforementioned transformation into mnemonic images.

Furthermore, we calculated a realistic minimum of the reading time based on research on single-word reading, which suggests that 200 milliseconds elapse due to visual processing before the visual input becomes available to the mnemonists’ minds [Hau+12]. We received values in line with the self-reported times and the estimate of 50 bit/s for general reading [PK57].

Self-reported times and the estimated minima indicate that reading requires most of the memorization time. If mental associations were formed solely during the difference Δ between the memorization time and the reading time, processing rates in memory would be significantly higher than indicated by the task itself.

	Performance (P)	P [$\frac{\text{bit}}{\text{s}}$]	Reading time (RT)	RT [$\frac{\text{bit}}{\text{s}}$]	Difference (Δ)	Δ [$\frac{\text{bit}}{\text{s}}$]
Alex Mullen	ML cards 11.89 s 52/52 B	18.97	200 ms estimate $\frac{52}{2} = 26$ items $\simeq 5.2$ s	≈ 43	6.7 s	≈ 34
			Self-reported ≈ 9 s	≈ 25	2.9 s	≈ 78
Andrea Muzii	ML digits 9.75 s 80/80 [Muz]	27.25	200 ms estimate $\lceil \frac{80}{3} \rceil = 27$ items $\simeq 5.4$ s	≈ 49	4.4 s	≈ 60
			Self-reported ≈ 8.25 s	≈ 32	1.5 s	≈ 177
Don Michael Vickers	ML words 12.77 s 45/50 [Vic]	42.04	200 ms estimate 45 items $\simeq 9$ s	≈ 60	3.8 s	≈ 141
			Self-reported ≈ 9 s	≈ 60	3.8 s	≈ 141

Table 4: Differences Δ between the reading and memorization time and the associated information rates for selected memory athletes. To determine the length of the reading phase, we asked the competitors and estimated the minimum based on 200 ms per item [Hau+12]. Even these conservative estimates constitute a large fraction of the memorization time. If reading and the formation of associations were entirely sequential, Δ would be the association/memorization time corresponding to the speed in the right-most column. In ML cards the task is to memorize the order of 52 cards in a shuffled deck, in ML digits an 80-digit decimal number and in ML words a sequence of 50 words. Andrea Muzii is using a three-digit system, converting three-digit decimal numbers into one mnemonic image, so there 27 items to be perceived. Alex Mullen achieved the time with a system encoding two cards in one mnemonic image, so 26 items need to be perceived ([Arta; Tho16], systems in A.4, A.5).

A recent study revealed the conundrum of human cognition: whereas our sensory systems are able to process enormous quantities of information, in the range of 10^9 bit/s for the retina, most human activities, from playing Tetris over memorization to typing, exhibit only about 10 bit/s of processing [ZM24]. The prevalence of parallel processing in sensory systems and serial processing in high-level cognition was identified as one of the major contributing factors. The significant fraction of time spent on reading in rapid memorization tasks, performed at up to 42 bit/s, illustrates that either there is more high-level parallelization than suggested or that, excluding perceptual time, the human brain can be way faster. If reading, associating and navigating were parallel, this would illustrate that even though humans seem to perform one action at the time, highest human processing speed can be supported by an underlying parallelization of the involved brain regions. If the processes were instead sequential, the narrow difference between memorization and reading time would imply that the actual process of memorization reaches around 150 bit/s. Equally, any combination of the two options would explain part of the conundrum. It would be interesting to understand the speed of different cognitive subprocesses and how much parallelization exists during the use of memory palaces by top competitors.

6.2 Power law of memorization speed depending on time span

Across memorization tasks, the greater the number of items to be memorized, the longer the time competitors require. The reading time per item is not expected to increase decisively, but more time is required to consolidate the information in memory until the start of the recall phase. It is, therefore, not surprising that the information rates are lower for longer tasks. Intriguingly, when we calculated the minimum information rates necessary to explain the top performances, we found a clear power law of information rate over the memorization time (Figure 4). We fitted the function aT^b for two parameters a, b to the data points provided by the official records using least squares based on relative residuals. As a function of the duration T of the memorization phase in seconds, the resulting curve of the information rate R is

$$R(T) \approx 41.71 \cdot T^{-0.35} \frac{\text{bit}}{\text{s}}. \quad (6.1)$$

Note that, compared to standard forgetting power laws [WE91], our power law does not describe the proportion of correctly recalled items over time, but rather the achieved information rates over different time spans.

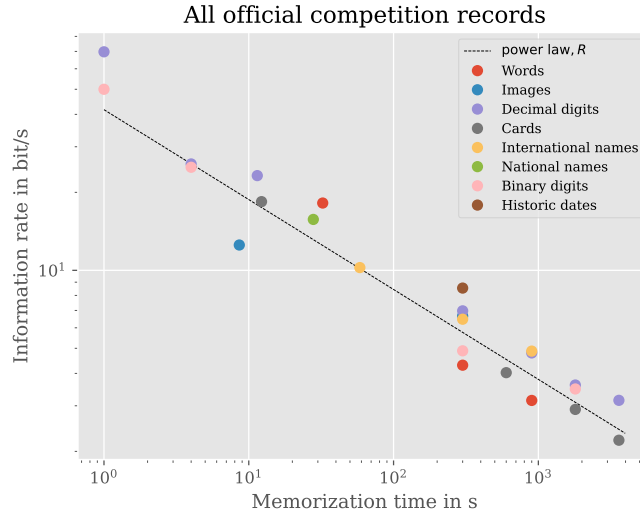


Figure 4: Official world memory records: information rates in bit/s as a function of the length of the memorization time. The results of 1 s and 4 s memorization time are from speed-memory.com. The remaining results with a memorization time smaller than 60 s are the ML records and the bottom right-hand cloud corresponds to the records from classical competitions. An overview of the competition formats can be found in Section 2. The vertical alignment of these dots results from the memorization at classical competitions being either 5, 15, 30 or 60 min. According to [Speb, Section “Otras pruebas”], Ramón Campayo has also memorized a 17-digit decimal number in 0.5 s, coming in at 112.95 bit/s. We have only plotted the ML cards record of 12.25 s. The speed-card record in classical competitions of Shijir-Erdene Bath-Enkh is 12.74 s. It is reassuring that the score is similar, as this is the only discipline directly comparable between ML and classical competitions.

Using a simple probabilistic model, we related the power law to the probability to remain error-free in tasks with a given number of items and given time (Appendix C). The model is based on the assumption that competitors aim for error-free memorization and that long tasks can be divided into shorter tasks with independent error probabilities. The model predicts that competitors success-rate for perfect memorization is high if enough time is given for a certain number of items, but rapidly decreases if the memorization time becomes shorter than a certain threshold. This seems to match observations on the error-rates in ML (Figure 5).

It is plausible that the power-law decrease in the bit rate with time is a consequence of a larger time investment in revision and in better and more vivid associations to overcome the forgetting curve [MD15; AH11]. During memorization, competitors may read the information only once at a slower pace, or revise twice or even several times in longer disciplines. As revision strategies of participants vary, the number of attempts on longer disciplines is smaller and we have no statistics on competitors errors, future controlled experiments will uncover the precise principles of the power law.

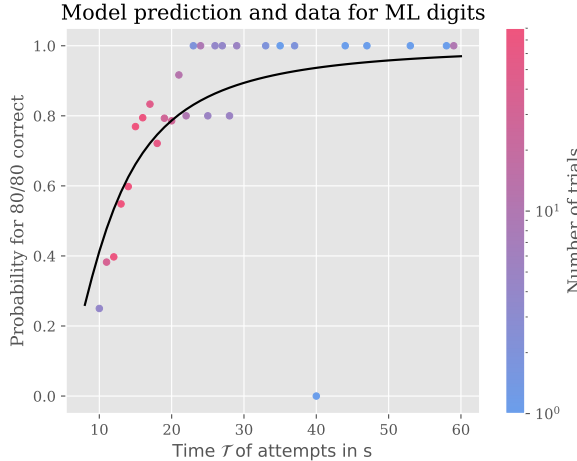


Figure 5: Empirical success probabilities for achieving 80/80 in ML digits compared to the prediction of the probabilistic model. Shown are data for the success probability of trials, binned in intervals of one second, by competitors Alex Mullen and Andrea Muzii, the official and unofficial ML record holders. Note that around 85% of trials are in the time between 10 and 20 s, and larger times are insufficiently sampled. For example, there was only a single attempt in the 40 s bin. The curve depicts the prediction $\mathbb{P}(A(80, T-r))$ of the model. We used the parameters of the power law 6.1, a reading time r of 8 s (Table 4) and obtained $p = 0.72$ for the free parameter of the model using weighted least squares, with the number of attempts of a certain time as weights.

We tried to estimate the memorization time of the π -record using the function $R(t)$. The π world record of Suresh Kumar Sharma stands at an impressive 70030 digits, a multiple of around 20.5 of the hour world record of 3412 [Pi]. At first sight, this factor might seem small given the unlimited memorization time. However, in the hour digits discipline errors are tolerated, as the discipline is marked by rows of 40. Aiming for 200000 digits to account for the different grading schemes, the use of R returns roughly 130 hours. However, in reality, the required amount of time is thousands of hours [Hu+09]. Our underestimate illustrates that large time scales and capacities pose additional challenges. The discipline places unique demands on encoding system variability as similar combinations repeat. The physical task of reciting the digits is a marathon. Competitors have a few thousands memory palace loci for competitions [Mul], but the π -records have become so large that they need to create additional ones. Interestingly, the unlimited memorization time renders memory palaces less relevant, as competitors can create long stories particularly tailored towards the sequence of digits of π through various encoding schemes [Pip] and Appendix A.4.5).

6.3 Consistent differences between cards, decimal and binary digits

In classical competitions, three symbolic coding systems are used: cards, decimal and binary digits. We have plotted the development of the ratio of the bit rate in decimal digits divided by the rates achieved in cards and binary digits (Figure 6). If decimal digits are processed faster, the ratio is above one, otherwise the ratio would be below one. The comparison between the achieved information rates shows consistent trends.

Decimal digits are processed faster than cards: the ratios in **A** in Figure 6 have been above one over the past thirty years, from 10 s memorization time in ML to 60 min at the world championships. The observed gap between cards and decimal digits suggests that different encoding schemes are processed at different speeds by humans. The 52 options in playing cards add a complexity which is not present when memorizing decimal digits.

The comparison between decimal and binary digits is more complicated: **B** in Figure 6 shows that there is a clear and consistent gap of around 40% for the 1 s and 5 min disciplines, but basically the same memorization speed in the 30 min discipline. The 40% gap indicates that decimal digits strike a good balance between readability and complexity. We suppose that three factors explain the difference. First, the effect of word-length as more symbols are necessary to transfer the same information [Bar+14]. For instance, more saccades might be necessary to accumulate the information or more peripheral vision is used, which could explain lower information rates [SRJ11]. Second, the effect of reduced salience as visual binary information is more redundant than decimal information [Kow11]. Since binary saccade targets are less prominent, competitors might need to correct initial eye movements more often. Both effects can be experienced when reading the numbers

$$350286 = 1010101100001001110_2,$$

although the newest competition software tries to overcome the limitations through horizontal separation bars and colored cursor highlights [IAMd]. Third, competitors use systems for binary digits, which either carry less information per mnemonic image or were trained less. The most straightforward way to memorize binary digits is to convert three-digit binaries, say 010, into a single decimal digit, here 2. There are eight three-digit binary numbers, so that the strategy leads to a decrease of memorized information by

$$\frac{\log_2(8)}{\log_2(10)} \approx 0.9 .$$

Competitors start by learning a system to memorize decimal digits, as decimal information is more ubiquitous in real life and featured in other disciplines in speed-memory.com and classical competitions. Binary-specific systems, overcoming the above factor, might not be trained at all or not to the same level of proficiency.

The assimilation of processing speeds in the 30-min disciplines might be linked to the grading systems: decimal digits are presented in rows of 40 ($\log_2(10^{40}) \approx 133$ bits), whereas binary digits are given in rows of 30 ($\log_2(2^{30}) = 30$ bits). If the row is correct 40 respectively 30 points are awarded. If a single digit is different, points are halved and no points are awarded if more than two digits are incorrect. As practically all mnemonic systems for decimal and binary digits encode at least two digits with an mnemonic image A.4, an error results in the loss of all points for the row. Thus, the grading system punishes an error in decimal digits with a deduction of 133 bits and in binary digits only with 30 bits. In the half-an-hour discipline forgetting and errors might become more important than the ability to parse information. This might force competitors to revise or spend additional time in decimal compared to binary digits.

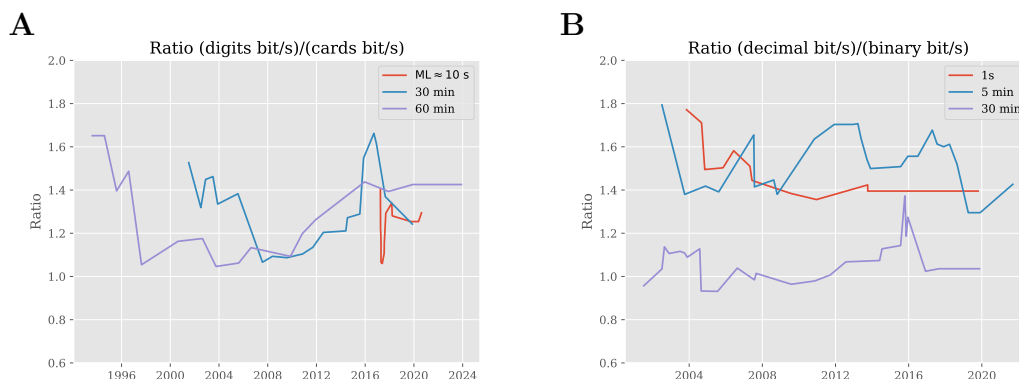


Figure 6: **A** The ratio of the information rates of all decimal digits and cards disciplines of comparable length. Notably, this includes memorization times from 10 s to 60 min. The ML dataset started at a time when the disciplines were well-established, so the initial dip is not representative. **B** The ratio of the information rates of all decimal and binary digits disciplines of comparable length. Memorization times span from 1 s to 30 min.

6.4 Associations are at the core of human memory

The performances of mnemonists are frequently credited to their use of memory palaces. This undeniably is a major part of competitions and in fact the heavy focus on sequential tasks aims towards the use of memory palaces.

It is still worthwhile pointing towards the disciplines where top performances do not involve the use of memory palaces: names and faces, historic dates and classical IAM images A.3. The speed of historic dates in classical competitions and national names is near the fastest processing speed recorded to date (Figure 1 and 2).

In historic dates, the objective is to memorize the year between 1000 and 2100 of fictional events A.4.4. The current world record is 148 by Prateek Yadav. After memorization, the events are scrambled and competitors recall the respective years of the events. If the events were not scrambled, his performance would correspond to memorizing a ≈ 450 digit number, despite the fact that the fictional events are not optimized for associations. The events are almost complete

sentences and often feature repetitions such as various queens, kings and princesses. We could interpret the discipline as providing an external memory palace. Any mental structure with an order, for instance, the sequence of events in your favorite movie, could function as a memory palace, a technique known as peg list [Arte]. Navigational routes are only the most ubiquitous such structure in our lives. Transforming the information into an mnemonic image or a concrete experience triggering our emotion, allows us to capitalize on our associative powers. Memory palaces are the most straightforward structure used for sequential tasks, whereas associations are used in any discipline in memory competitions A.

7 Conclusion

Memory competitions will continue to amaze us. Rather than geniuses, ordinary people achieve almost magical skills through training. There are good reasons to believe that performances will improve even further in the future.

We have seen that information theory can be a useful tool for memory athletes and researchers interested in memory competitions. For instance, information theory could be used to come up with new grading systems, which treat errors in competitions more equally, or to design new strategies. The calculations provide lower bounds on human processing speed, underestimating the information acquired in disciplines such as faces and images and not incorporating the memory-palace processing at all. How could one describe this information more adequately? Also the reverse problem of creating disciplines which maximize information processing in humans could help our understanding of what we were optimized for. There are still many dimensions of memory, such as motor output, which are not captured by memory competitions at all.

Depending on the memorization objective, current known human top speed is between 14–42 bit/s over a period of 10 s. Most of the required time can be explained by perception indicating that actual memorization is dramatically faster. It is puzzling that perception was created to be slow, but subsequent associations can form quickly. Out of biological efficiency, there should be real-life scenarios in which such a speed is useful. Or maybe this demonstrates our brain’s remarkable ability to adapt to new situations?

Acknowledgements This work would not have been possible without the support of the memory sport community. I am grateful to Johannes Mallow and Simon Orton for sharing the dataset used to comment on past performances of top competitors during ML events. Johannes Mallow helped with several questions. Simon Orton kindly provided information on the generation of words and names in ML. I am thankful to Katie Kermode for discussions and for providing me with information on the generation of names and words in the classical competitions. Alex Mullen, Andrea Muzii, Don Michael Vickers and Enrico Marraffa generously gave insight into their performances.

I would like to thank Markus Meister, who drew my attention to the information rates of human performances. Jan Rapp pointed out improvements of information calculations. Andreas Herz and Martin Stemmler contributed with stimulating discussions and helpful feedback on the manuscript.

Transparency Note The author has participated in classical and ML competitions using a three-digit number system and half two-card system.

A Techniques and records in the different disciplines

The following sections contain setting, strategies and world record performances for each discipline.

Strategy As mentioned in Section 4, mnemonic strategies involve essentially three core concepts: creativity, associations and memory palaces. We will explain how these concepts are applied to the different disciplines. Naturally, individual variations of systems are possible. We aim to provide an overview and introduction to the strategies used by top competitors.

Especially in short disciplines, competitors memorize the last few items/mnemonic images in short-term memory instead through links, a technique known as “grab”. In ML and classical competitions this concerns only a small proportion of the given information and it does not significantly alter the outcome of our calculations. The highest fraction is likely reached in ML images, where it is common to grab the sequence of the last four images, or $4/30 \approx 13\%$ of the information. In speed-memory.com higher fractions may be reached. We do not mention this again in the following sections.

Records The world record development of classical disciplines can be found in [IAMf]. ML accepts scores as official world records if the score is obtained in an online competition, in which competitors film themselves from two camera perspectives [IAMb]. As in earlier times only in-person competitions were accepted, no representative development is available here. To show the development of scores, we therefore collected the best score achieved in unofficial online matches starting from the year 2017. As the record-setting individuals are often the same as for the official world records, we believe these scores to be representative. Additionally, this allows us to not only search for the records by official error-free criteria, but results with accuracy $> 80\%$ which maximize information per second. We give more details on data-acquisition in B.1. The formulas used to calculate the entropies can be found in B.2.

A.1 Names and faces

Setting and strategy During the memorization phase, competitors are given a set of faces with randomly assigned names. Classical competitions feature first and last names, ML only first names. After memorization, the faces appear in a random order and the competitors need to recall the corresponding names. Classical names are always international, whereas in ML national and international names exist. The memorization time is 5 min in national competitions and 15 min in international and world championships. In ML 30 faces given and the objective is to remain error-free while ending the memorization period faster than the opponent.

People have tried to use memory palaces, but due to the reshuffling the top competitors instead focus on creating vivid stories for the names and connections to the faces (Strategy 1 + 2). Examples are names such as

Mary	about to mary \Rightarrow imagine the person wearing a wedding dress,
James	secret agent \Rightarrow imagine person as an agent.

Unfamiliar names are memorized by matching the contained letter combinations to more familiar sounds, words or structures such as a country-specific composition or ending.

Records As an analogy, suppose a class contains thirty students. Then the top competitors in classical competitions take 5 min to memorize all names from three international classes. In ML the top competitors take less than a minute to memorize the names of one international class and even less than half a minute for a national class (Figure 7 C).

The records among the different names categories demonstrates several effects: the longer the memorization time, the slower the average speed in bit/s. Additionally, the difference between classical and ML scores, and official, unofficial and max bit/s scores can be explained by competitors having more often the chance to compete as well as being less risk-adverse in training and unofficial settings. Furthermore, the difference between ML national and ML international names shows the effect of database size/names information: for the small national

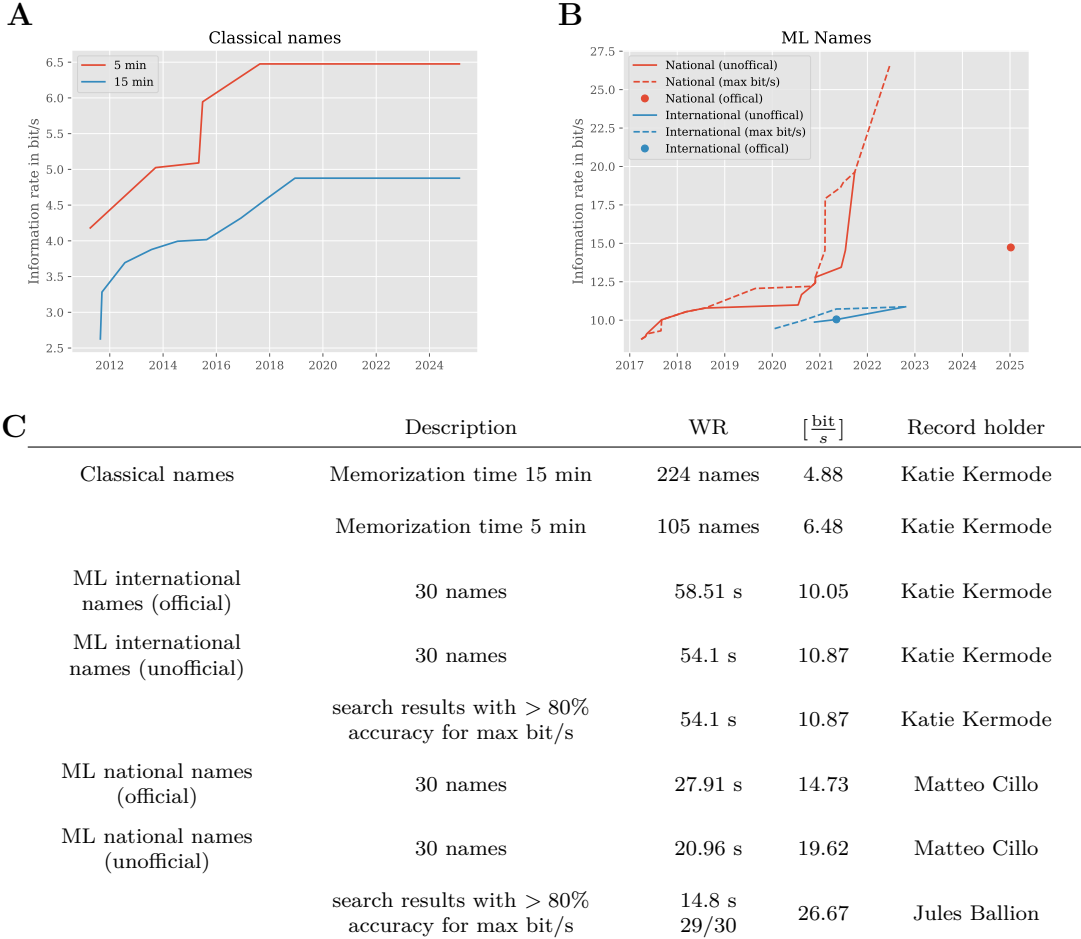


Figure 7: World record development in **A** classical and **B** ML names. The table **C** shows the world records in different names disciplines. Notably, the search for bit/s optimizing results for much more fruitful for the national than the international names discipline in ML. Even for the top competitors in international names it is an achievement to memorize all 30 names before the one minute is over, so there is no incentive to minimize time and thus bit/s.

database (< 2000) competitors have pre-made associations for the overwhelming majority of names, whereas for international names their creativity is much more involved to come up with links for never-seen-before names [Gob98; NTO20].

The world record development has decelerated in recent years (**A** Figure 7). We are not easily able to draw conclusions from this observation. In classical competitions five disciplines involve digit memorization and seven disciplines involve sequence memorization. To maximize overall results, it might be more promising for competitors to improve their digits systems and memory palaces rather than familiarizing themselves even more with the structure of international names.

A.2 Words

Setting and strategies Competitors are given a long sequence of words. In classical competitions, the sequence is subdivided into rows of 20 words. A single error per row leads to the row being counted as ten points, and no points are awarded if there are two or more errors. In ML the sequence contains 50 words with the best competitors optimizing their time for perfect results, although the error rate is higher than, for example, cards.

Any sequence of words can be memorized by forming a story. If the story becomes too long, it is faster and less risky to instead form shorter stories and place these at positions of a mental walk; the memory palace. This is often a well-known, real-life environment, such as a walk around your home, where one can easily make up a sequence of memorable positions:

bed, desk, bathroom, As the best competitors aim to memorize more than 100 words in sequence in 5 min, or 50 words in one minute in ML, memory palaces are the standard strategy in competitions. However, differences exist with respect to the number of words placed at a single locus. The most common is two, for instance, Katie Kermode and Don Michael Vickers are using this strategy (personal communication, [Don]).

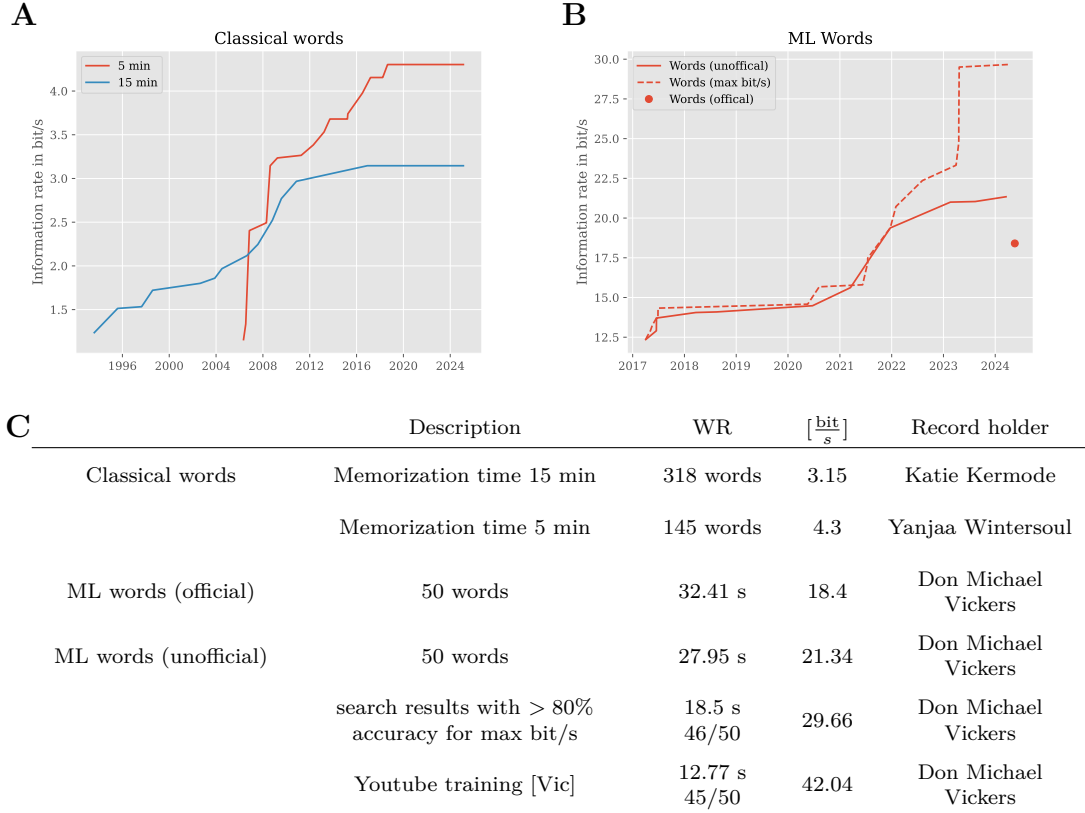


Figure 8: **A** World record development in classical words measured in bit/s. There is no official database for classical words, so we used an information estimate based on the IAM training website. **B** World record development in ML words measured in bit/s from results collected from the website. This graph has high accuracy, as we analyzed a large sample of ML words. **C** World records in the different words disciplines and additionally a training trial by Don Michael Vickers.

Records In classical competitions, competitors memorize less than half a word per second, whereas ML competitors have reached two words per second for a much shorter period of time. The relationship between the achieved information rates shows similar effects as for names: shorter memorization time, more attempts, less risk-aware situations and pre-memorizable databases all contribute to higher information processing. The 15 min world record in classical competitions is around 3 bit/s since almost 15 years, we are unsure what contributes to this effect.

A.3 Images

Setting and strategies The objective of the images discipline is to memorize a sequence of randomly chosen motives. The imageset of WMSC, IAM and ML shows considerable differences.

- The discipline debuted in classical competitions with a memorization time of 15 min in 2007, although with images showing abstract, gray-scale, shapes of certain textures (**A** in Figure 3). As competitors memorize hundreds of images and it is not feasible to search through a stack and assemble them in order, images are presented in rows of fives and only the intra-row-sequence needs to be reconstructed. In recall, every row is in a random order

and competitors indicate the previous positions by numbers 1 – 5. A correct sequence of five images counts as five points, whereas an incorrect sequence leads to a deduction of a single point. WMSC competitions still feature this discipline nowadays.

- In IAM competitions, the abstract images discipline was replaced by a 5 min images discipline. The images depict clearly identifiable objects in different art styles (**B** in Figure 3). The grading and recall system of rows of five was kept.
- Real-life images debuted in ML, where the objective is to memorize 30 images in the correct sequence (**C** in Figure 3). The interface allows to assemble the 30 images in the original order during the recall time.

For abstract images competitors have invented encoding schemes to turn a complete row into a single mnemonic image, which in turn can be memorized by a memory palace [WMSa]. For IAM images, competitors used loci initially. The current world record holder Enrico Marraffa just links the five images in one row to each other, saving the effort of a memory palace. The images are distinct enough that he will recognize the row during recall. In ML, competitors typically employ memory palaces, as the sequence is longer and the time scale shorter. Competitors prefer different numbers of items per loci, typically two or three. If only one image was placed per locus, the location change rate would need to be very high to memorize the order of 30 images in 10 s.

Records The quotient between results in 5 min IAM images and 15 min WMSC image is $2.03 \approx \frac{3.27}{1.61}$. The corresponding ratio is ≈ 1.34 for names, ≈ 1.36 for words and ≈ 1.45 for digits. This suggests that abstract images are harder to memorize than the IAM art-style. We explain this observation in Section 5.2.

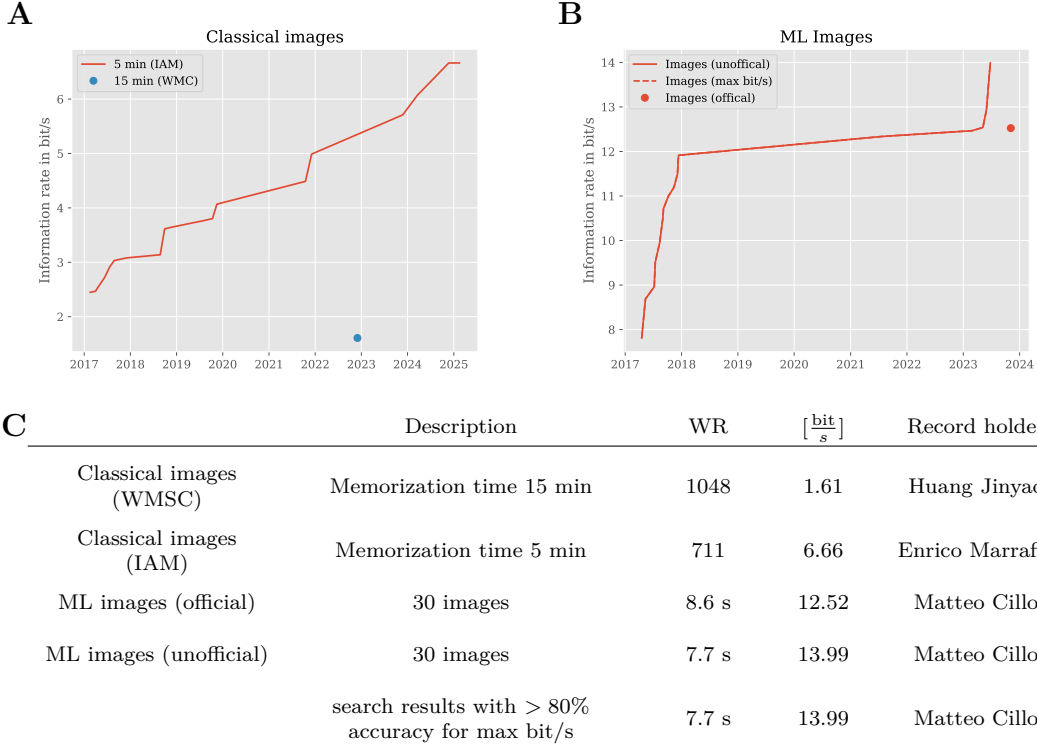


Figure 9: **A** World record development in classical images measured in bit/s. **B** World record development in ML images measured in bit/s. The best scores found by searching for performances with 30/30 were also the performances with maximum bit/s with accuracy $> 24/30 = 0.8$. **C** World records in the different images disciplines. We have used different formulae to calculate the processed information of WMSa images, IAM images and ML images B.2.3.

A.4 Digits

We first explain the strategies and analyze the record development of decimal digits, before elaborating on the derived disciplines binary digits, auditive digits, historic dates and II.

A.4.1 Decimal digits

Setting Competitors are given a long sequence of decimal digits, in rows of 40. If there is a single error in the row, the row counts 20 points, otherwise no points are awarded. In ML, the objective is to memorize an 80-digit number in under one minute.

Strategies The main idea is to map the digits onto prememorized mnemonic images, for example objects or people, and instead memorize their sequence by using a memory palace.

Major system The most straightforward system is to memorize a map for single digit, say 0 = ring, 1 = candle, 2 = swan, Of course, such a system quickly becomes repetitive. The problem can be solved by creating one-hundred, or one-thousand mnemonic images to memorize two or even three decimal digits at once. A new problem arises: how can one initially commit such a large system to memory? To facilitate learning one can assign letters to the digits 0 – 9. The most prominent example is the Major System in Table 5, which associates a certain consonant or group of similarly sounding consonants to every single digit [Artc]. Vowels do not encode digits, thus giving flexibility in creating words, which match a certain two- or three-digit number. For example, the combination 094 could be memorized as Zebra,

$$094 = S/ZBR = \text{Zebra}$$

by using Table 5.

0	1	2	3	4	5	6	7	8	9
s, z	t	n	m	r	l	ch	c,k	f,w	p,b

Table 5: The initial memorization of the mapping from digits to mnemonic images is facilitated by systems such as the major system.

Person Action Object (PAO) The second major approach follows a more modular strategy. One starts with 100 memorable people, a corresponding action and item and associates them with in a unique way with every two-digit number. To name a few examples, 02 could be snowman, to melt and carrot; 36 could be a famous basketball player, to slam dunk and a basketball; 82 a sports fan, to scream and a flag. With a complete list of one hundred combinations, one is then able to memorize six-digit decimal numbers. The first two digits encode the person, the middle two digits the action and the last two the object:

$$\underbrace{02}_{\text{Person}} \underbrace{36}_{\text{Action}} \underbrace{82}_{\text{Object}} = \text{Snowman slam dunks flag.}$$

Note that snowman encoding 02 uses in turn the above major system. It is of course possible to use only a PA or PO system.

Comparison of the different systems All systems, even a simple two-digit one, can be trained to great speed eclipsing any non-systematic approach to numbers memorization. PAO and the three-digit system are most commonly used by top competitors. Systems are compromises between different advantages and disadvantages. The larger the system, the more information is conveyed by a single mnemonic image and the more variable stories become. However, more time needs to be spend to create the images and to achieve the same encoding speed. In case of an error, competitors “brute-force” by going through all possible combination until there is a subjective “click” of having found the correct mnemonic image. This strategy becomes harder as the number of mnemonic images increases. When placing several images on one location, there is a risk of swapping images. The three PAO mnemonic images on a single locus have different roles associated to the positions, reducing this risk.

	#mnemonic images	Bits / mnemonic image	Learnability	Brute-force
2-digit	100	6.64	↑	↑
PAO	3×100	6.64		
3-digit	1000	9.97		
4-digit	10×1000	13.29		

Table 6: A brief overview of the most common systems used to memorize digits and additionally the 4-digit system, most prominently used by Simon Reinhard [Sim].

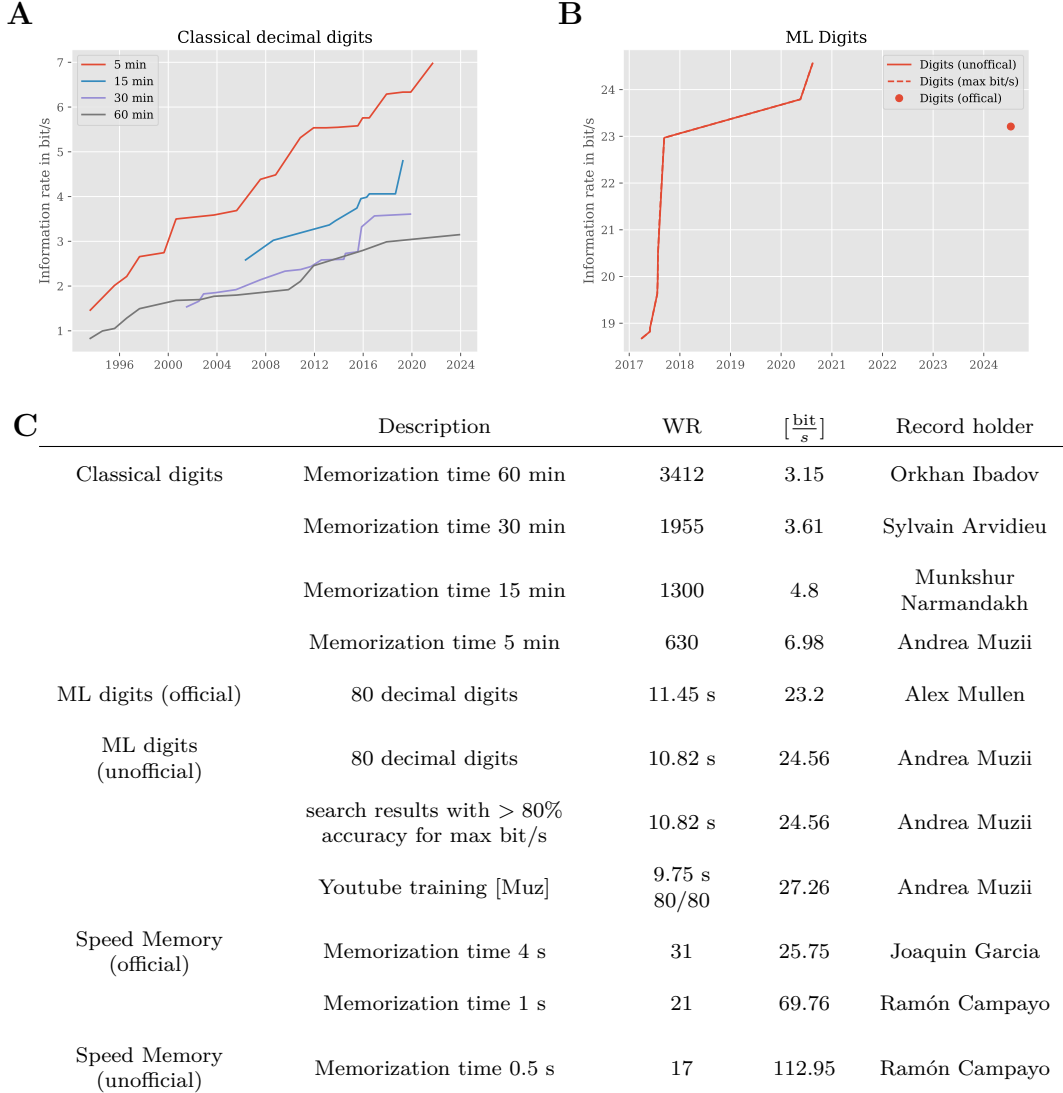


Figure 10: **A** World record development in classical digits measured in bit/s. The world record development has been strikingly linear over many years. **B** World record development in ML digits measured in bit/s. The best scores found by searching for performances with 80/80 were also the performances with maximum bit/s with an accuracy $> 64/80 = 0.8$. **C** World records in the different digits disciplines and additionally a training trial by Andrea Muzii.

Records The performances in classical decimal digits have consistently improved over time (Figure 10). The quotient of the performances in disciplines of different time has also remained approximately constant, suggesting a time-scale to human performance law (Figure 4). People

had trained digits before 2017, which explains the rapid initial increase in ML scores.

A.4.2 Binary digits

Setting and strategies Binary digits are only featured in classical competitions and presented in the same manner as decimal digits, except the use of rows of 30. Having a system for decimal digits, the most straightforward way to memorize binary digits is to convert three-digit binaries, say 010, into a single decimal digit, here 2, and memorize the decimal sequence instead. Some competitors have taken up the effort to create more elaborate encoding schemes. Notably, Ben Pridmore created a system which covers all ten-digit binary numbers with a single mnemonic image, which creates a similar information density $\log_2(2^{10}) = 10 \approx 9.97 = \log_2(1000)$ as the standard three-digit number system [Artb].

Records The comparison between the world records in decimal and binary digits shows that the information rate for binary digits is consistently lower, at least in the 1 s and 5 min disciplines (Figure 6 and 11). We explain this phenomenon in Section 6.3.

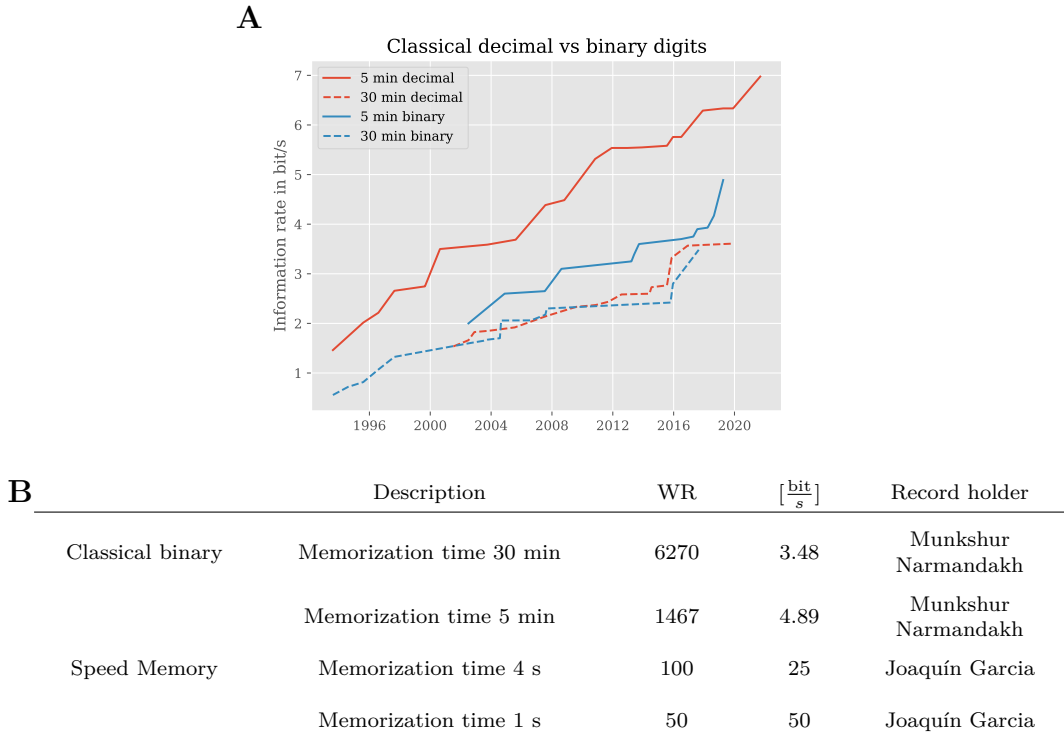


Figure 11: **A** The comparison between the world records in decimal and binary digits show a consistent gap between the performance measured in bit/s. **B** World records in the different binary digits disciplines.

A.4.3 Auditive numbers

Setting Competitors listen to a track in which a human voice announces one decimal digit/s. After the end of the track, competitors recall the sequence and the score only counts until the first error. There are three attempts during competitions (for instance, 100, 200 and 500). The unique characteristic of this discipline is that the memorization speed is the same for all competitors and, whereas all other disciplines are based on vision, this discipline is auditive.

Records The current world record 456 of Lance Tschirhart corresponds to seven and a half minutes one digit/s without error [IAMf]. Notably, the current average speed of the one-hour digits marathon is similar at 0.95 digit/s. This illustrates that it is difficult for humans to perform error-free memorization (Section 5.1).

A.4.4 Historic dates

Setting and strategy Competitors memorize fictional historic dates, together with a year between 1000 and 2100, for example,

1453 Princess captured by elephants.

After the memorization period, the fictional events are given in random order with the objective of recalling the year. The unique feature of the discipline is that numbers are involved, but no memory palace is required, as one can directly link mnemonic image and the corresponding information. Fictional dates are necessary to ensure that competitors do not profit from prior historic knowledge. As there are only 1100 possible years the first digit 1 or 2 is less important for this task. This allows to memorize the middle digit in a redundant fashion. As 1100 combination can be covered by a complete system of mnemonic images (for instance, three-digit + additional two-digit system), this seems to be the most efficient strategy.

Records The bit/s rate achieved in this discipline is the highest among classical disciplines with 5 min memorization time. If one were to give the historic events in the same order in recall, the current world record of 148 by Prateek Yadav corresponds to memorizing a roughly 450 decimal digit number without using a memory palace (Section 6.4).

A.4.5 Π

Setting and strategies Π competitions are in many regards different to the classical format and ML. Unlimited time during memorization and recall in oral form are the most obvious ones. The unlimited time allows one to use an encoding scheme such as Table 5 and create a particularly fitting story for the digits of π by, for example, varying the length of words. Interestingly, this renders the use of memory palaces less important. With enough memorization time, long vivid stories are possible and the need to break the information rapidly into chunks is less great [Pip].

Records The official world record by Suresh Kamar Sharma is at 70030 digits, equivalent to around 29 kilobyte [Pi]. A comparison of this record to the standard disciplines is given in Section 6.2.

A.5 Cards

Setting Competitors memorize one deck of 52 playing cards in the speed-cards discipline and ML cards. Real playing cards can only be chosen in traditional competitions. In the longer classical disciplines, competitors are confronted with several decks, which serve the role of rows in the other disciplines. A full decks counts as 52 points, a single error leads to 26 and otherwise no points are awarded. The memorization time is either 10, 30 or 60 min. In speed cards there is a 5 min period during which competitors can start their trial. Each competitor is timed separately. Timing is provided by the software or, for real cards, by a timer, which is started and stopped with both hands. Recall starts collectively after the 5 min are over. Note, however, that competitors will start revising and recalling immediately after stopping their timer even without the actual recall starting.

Strategies Similar to decimal digits, the core of systems for the cards discipline are encoding schemes. Due to the structure of 52 playing cards they can be even more elaborate than for decimal digits.

One card A map between the 52 playing cards and 52 mnemonic images suffices to memorize cards. It is possible to reach times below 30 s just based on this system. Nowadays, to our knowledge the top competitors have moved to either PAO or two card systems.

Person Action Object (PAO) The system for numbers generalizes in a straightforward manner to cards, as there are 100 two-digit numbers, but only 52 playing cards. By creating a translation of cards into two-digit numbers, one can transfer the system and memorize blocks of three cards by a single modular mnemonic image.

Two card To memorize two cards from a single deck at once, one requires a total of 2652 distinct mnemonic images. Competitors such as Ben Pridmore have mastered this system [Artb]. Johannes Mallow proposed the following innovation to cut the number of required mnemonic images in half: two combinations of pairs of cards, one with a red card first and one with a black card first, are mapped to the same mnemonic image. Competitors distinguish which of the combinations came first by encoding the binary information in the number of items per loci. If a red-first combination appears, competitors jump to the next loci, whereas if a black-first combination comes next, competitors append the mnemonic image to the story at the current locus. To facilitate creation of either system, competitors typically reuse the 1000 mnemonic images of their three-digit system [Lan].

	#mnemonic images	Mnemonic images per deck	Average bits/image	Learnability	Brute-force
1-card	52	52	4.34	↑	↑
PAO	$3 \cdot 52$	$17 \cdot 3 + 1 = 52$	4.34		
Zoń System	$169 + 256 = 425$	$13 \cdot 3 = 39$	5.78		
Half-2- card	$\frac{52 \cdot 51}{2} = 1326$	26	7.68		
2-card	$52 \cdot 51 = 2652$	26	8.68		

Table 7: A brief overview of the most common systems used to memorize cards and additionally an interesting, intermediate system invented by Jan Zoń [Artg]. The Zoń system encodes four cards with three mnemonic images, one for the $4^4 = 256$ combination of the four cards colors and two for the $13^2 = 169$ combinations for the values of two cards each. The half-2-card system manages to store 26 bit in the interaction with the route, rather than the mnemonic images. A full deck of cards corresponds to $\log_2(52!) = 225.58$ bit.

Comparison of the different systems Similar to numbers, the different system lay different emphasis on the aspects of information density, learnability and the ability to the recover from partial memory loss. Given that the variable length stories on loci are manageable, the half two-card system sacrifices only one bit per mnemonic image for much easier learnability.

Records As speed cards are the only discipline comparable to the corresponding ML discipline, it is reassuring to find similar performances. The comparison to decimal digits in Figure 6 shows that the information rate achieved in cards is consistently lower. This indicates that the symbolic complexity of playing cards renders them harder for human competitors, even though a potential error in cards can be more easily recovered by brute-forcing the combinations of the remaining cards of the deck (Section 6.3).

It remains to be seen which system prevails in the long run. The most recent official world record in speed cards of 12.74 s by Shijir-Erdene Bat-Enkh has been set with PAO, whereas Alex Mullen set a time of 12.25 in ML with the half two-card system.

B Data analysis

B.1 Data acquisition for world record performances

To analyze classical competitions, we used the world record histories [IAMf] from the statistics website [IAMc] of the International Association of Memory (IAM). The official online world records for ML can be found on [IAMb]. Results are only counted as world records if the result is obtained during an online competition with videos recorded from two different angles. Separate in-person records are kept, but they are outdated as in-person competitions have ceased to exist for ML since the pandemic. The world records for the 1 s and 4 s decimal and binary disciplines can be found on [Speb] and their development on [Spea].

Johannes Mallow (commentator on ML competitions [Mal], former world champion) and Simon Orton (ML developer) provided us with a database of 191503 results of top competitors from the recent results on the ML website [ML] covering the period between June 2017 and

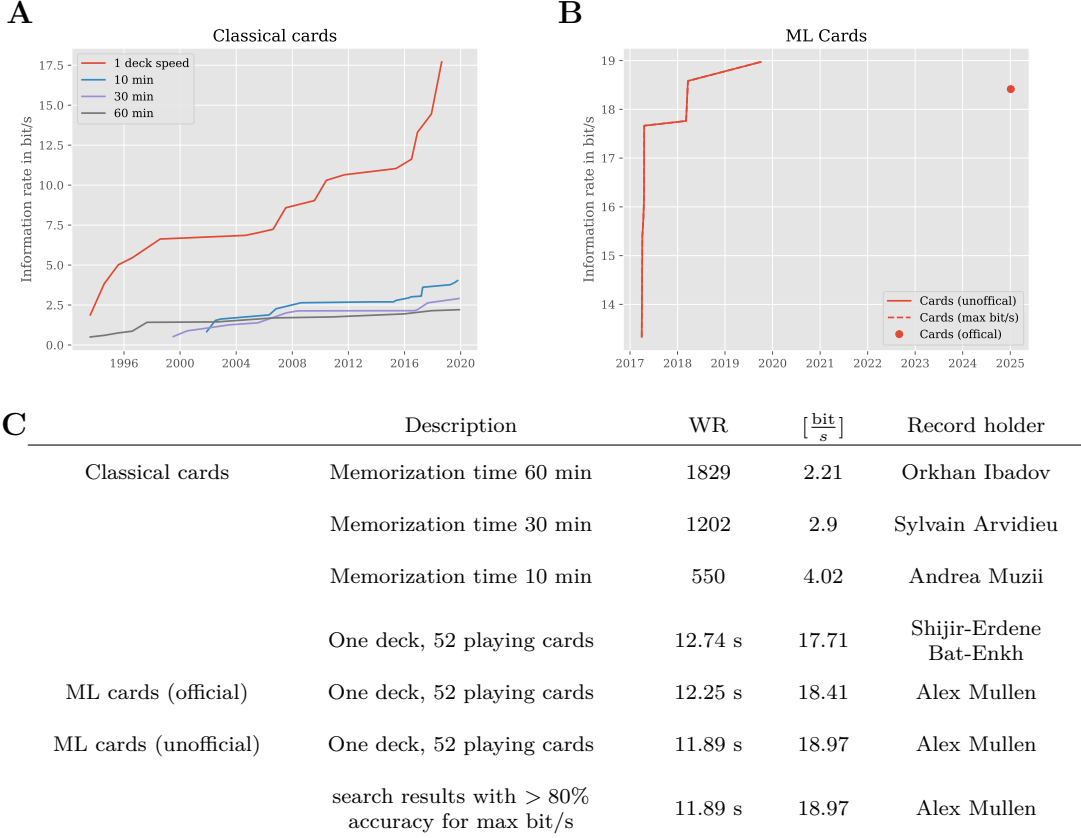


Figure 12: **A** World record development in classical cards measured in bit/s. **B** World record development in ML cards measured in bit/s. The best scores found by searching for performances with 52/52 were also the performances with maximum bit/s with an accuracy $> 42/52 \approx 0.8$. **C** World records in the different cards disciplines.

January 2025. The dataset is used by commentators to assess the likelihood of participants to get a certain score during online competitions. The unofficial word record performances were generated by searching for the best results with 100% accuracy at any time. To search for the results with maximum information, we considered results with at least 80% accuracy (for instance, $> 0.8 \cdot 80 = 64$ digits correct). The result of both searches and the official records can be found in Figure 2. The best performances are given in the tables of the previous section.

B.2 Information content of the different disciplines

Shannon’s entropy is defined as

$$H(\mathbb{P}) = - \sum_{x \in \Omega} \log_2(\mathbb{P}(x)) \mathbb{P}(x)$$

for a probability distribution \mathbb{P} on a discrete underlying event space Ω . Marking rules and the high number of possibilities prevent guessing of competitors. Therefore, if we calculate the entropy associated to the recalled items, it will correspond to transmitted information. Ideally, we would prefer to have a distribution of answers of a competitor. The records present only one realization, but at least the disciplines consist out of a sequence of repetitive microtasks such as individual digits. For all disciplines, our calculations are based on the idea to provide a lower bound on the information necessary to explain the human performance.

For example, in classical digits, cards, words and images disciplines we assume performances are perfect, even though the row grading scheme leads to raw scores which are lower than the number of correctly recalled items. The disciplines are given in rows of k items. A single error in a row leads to the row being counted as $k/2$, whereas with two or more errors no points

are being awarded. If the last row is only recalled up to a certain item, indicating that the competitor has not memorized further, the rule is applied to the partial row.

For words and names, we use estimates based on large samples of databases. For the associative aspect in names, images and historic dates, we use simplified lower bounds, as any other derivation would require additional assumptions on human cognition. We do not incorporate any of the underlying mental processes, such as the memory palace, in our calculations. We denote entropy associated to achieving a raw score n in a discipline by $H(\text{discipline}, n)$.

B.2.1 Names and faces

During memorization in classical competitions, competitors are given faces with a first and a last name. In the recall period, faces are scrambled and competitors need to recall the names. A point is awarded for every correctly retrieved name, so two points are possible per face. This implies that a raw score of n corresponds to memorizing at least $n/2$ faces. In ML national and international names, 30 faces are given with only a first name.

IAM names are generated as follows:

- Names are uniformly chosen from eight different ‘regions’, which cover different language branches.
- In 5 min names, there are 12 “long” names of eight letters or more and in the 15 min version 24 long names. The long names are chosen uniformly among first and last names.

In the memorization phase the number of names equals the world record plus 20%. As the current 5 min world record is 105, we assumed a proportion 12/126 of long names. Katie Kermode, who co-developed the latest IAM training software [IAMd], provided us with a list of the numbers of short/long, male/female per region. This allowed us to calculate the entropy carried by IAM names as

$$\begin{aligned} H(\text{First name}) &= 13.34 , \\ H(\text{Second name}) &= 12.24 . \end{aligned}$$

A score of n requires at least $n/2$ faces to be distinguished in recall. Assuming that each of the faces was instead a number, or as clearly distinguishable as possible, one can see that the lower bound for the information of this association task is $\log_2(n/2)$. During record performances almost all of the given information is memorized, allowing us to assume a similar amount of first and last names. We obtain the overall lower estimate

$$H(\text{Classical names}, n) \approx n \left(\frac{H(\text{First name}) + H(\text{Second name})}{2} + \log_2(n/2) \right).$$

ML does not share the precise names distribution, but Simon Orton, the developer of ML, kindly applied the entropy formula for us. Both male and female names have an entropy of

$$H(\text{ML national name}) = 8.8 .$$

This allows us to calculate the entropy associated to a national names performance in ML as

$$H(\text{ML national names}, n) \geq n(H(\text{ML national name}) + \log_2(n))$$

for $0 \leq n \leq 30$. International names consists out of all 41 national names databases combined. Simon Orton provided us again with the result of the entropy formula

$$H(\text{ML international name}) = 14.7 .$$

Similarly to national names,

$$H(\text{ML international names}, n) \geq n(H(\text{ML international name}) + \log_2(n))$$

for $0 \leq n \leq 30$.

B.2.2 Words

Words is the only discipline for which no database for IAM competitions exists. As competitors memorize words in their native language, it is easier for organizers to provide translations for the then limited task set. As such, performances are slightly harder to compare than in other disciplines. Nevertheless, the discipline can be trained on the IAM training website [IAMd]. We assume that players would have complained if the training mode was too easy and used the list logged in the console of the browser. It contains 1683 concrete nouns, 829 abstract nouns and 763 verbs with some words classified for several categories. The composition of the sequence of words in competitions is 80% concrete nouns, 10% abstract nouns and 10% verbs [IAM19]. Accounting for words being in several categories, this leads to the estimate

$$H(\text{Classical word}) = 8.9 .$$

We then use the formula

$$H(\text{Classical words}, n) \approx nH(\text{Classical word}).$$

Simon Orton informed us that ML words are uniformly chosen among the ML words database. We found more than 3900 different words, giving us the lower bound

$$H(\text{ML word}) \geq \log_2(3900) \approx 11.93 .$$

This allows us to calculate the entropy associated to a words performances in ML as

$$H(\text{ML words}, n) \geq nH(\text{ML word}) = n \cdot 11.93 .$$

for $0 \leq n \leq 50$, as 50 words are given.

B.2.3 Images

In this discipline, the task is to recreate the original order of a sequence of images. While the scores reach several hundred in the classical format, it is important to note by what system the images discipline is marked. Images are presented in rows of five, and in recall each row of five images is shown in a random order and participants need to indicate the previous order by numbers. There is a deduction of one point per incorrect row preventing guessing. In the abstract images disciplines at WMC competitions, people have managed to just store the permutation applied to the five images per row (Appendix A.3) implying the formula

$$H(\text{Classical images (WMC)}, n) \geq \frac{n}{5} \log_2(5!).$$

Enrico Maraffa, the world record holder in IAM images, confirmed in personal communication that he is not using memory palaces, but only links. Therefore, he would be able to recall the same information if the rows were scrambled. As he is able to identify the rows, similar to the associative aspect in names, we add $\log_2\left(\frac{n}{5}\right)$ for the row identification to arrive at

$$H(\text{Classical images (IAM)}, n) \geq \frac{n}{5} \left(\log_2(5!) + \log_2\left(\frac{n}{5}\right) \right).$$

In ML, participants see 30 images and need to reassemble them during recall. Thus, the entropy of the ML images discipline is

$$H(\text{ML images}, n) \geq \log_2(n!)$$

for $0 \leq n \leq 30$.

B.2.4 Digits

The calculation of the number of bits conveyed by decimal digits and binary digits is straightforward:

$$\begin{aligned} H(\text{Binary digits}, n) &= n, \\ H(\text{Decimal digits}, n) &= n \log_2(10), \\ H(\text{ML digits}, n) &= n \log_2(10), \quad \forall 0 \leq n \leq 80. \end{aligned}$$

Historic dates The objective is to memorize the year between 1000 and 2100 of fictional historic dates. In recall, the fictional events are given in a random order without years. The entropy carried by the year of a single memorized historic date is given by $\log_2(1100) = 10.1$. We again need to account for the associative component by adding $\log_2(n)$. In reality encoding will be less efficient. We can thus provide a lower bound to the information processed in the discipline by

$$H(\text{Historic dates}, n) \geq n(\log_2(1100) + \log_2(n)).$$

B.2.5 Cards

The entropy for a partial deck is given by

$$H(\text{One deck, } n \text{ out of 52 correct}) = H(\text{ML Cards}, n) = \log_2 \left(\frac{52!}{(52-n)!} \right).$$

We again assume memorization was perfect and that any remainder $\bmod 52$ originates from the memorization of a partial deck at the end of the recalled sequence

$$H(\text{Classical cards}, n) = \left\lfloor \frac{n}{52} \right\rfloor \log_2(52!) + \log_2 \left(\frac{52!}{(52 - n \bmod 52)!} \right).$$

C Probabilistic model

We present a short probabilistic model relating the information-rate power law to the probability of perfect memorization in short tasks. The main idea is that competitors try to remain error-free and that a long discipline can be decomposed into shorter, independent tasks. It necessarily neglects many of the aspects described in the previous sections. We model one of the sequential disciplines. Suppose that competitors try to achieve perfect memorization to avoid incurring any of the rows being awarded no points. To do so, they aim for perfect memorization with a certain probability

$$\mathbb{P}(\text{all correct}) \approx p \in (0, 1).$$

We subdivide the sequence into groups of k items, each with entropy $H(\text{item})$. Let $A(k, t)$ be the event that a competitor attempts and correctly recalls k elements in t seconds memorization time excluding the reading time r for the group. Let T be the overall time of the discipline in seconds. Assuming that groups of k elements are independent of each other, we could then write

$$p \approx \mathbb{P}(\text{all correct}) = \mathbb{P}(A(k, t))^{T/(t+r)} \Rightarrow \mathbb{P}(A(k, t)) \approx p^{(t+r)/T}.$$

The official records suggest that the information rate scales as a power law of the discipline, so we obtain

$$aT^b = R(T) = \frac{kH(\text{item}) \cdot \frac{T}{(t+r)}}{T} = \frac{kH(\text{item})}{(t+r)} \Rightarrow T = \left(\frac{kH(\text{item})}{a(t+r)} \right)^{1/b}.$$

This implies that

$$\mathbb{P}(A(k, t)) = p^{(t+r) \left(\frac{a(t+r)}{kH(\text{item})} \right)^{1/b}}.$$

The prediction $\mathbb{P}(A(k, t))$ for fixed k can be found in Figure 5. If, alternatively, one fixes t , the model predicts that the probability to memorize all k items resembles a reversed logistic growth curve. For a small number k of items the probability is close to one. As the number of items k increases, the decay of the probability is first slow, accelerates and then decelerates, so that the probability asymptotically converges to zero.

References

- [AH11] L. Averell and A. Heathcote. “The form of the forgetting curve and the fate of memories”. *Journal of Mathematical Psychology* 55.1 (2011). Special Issue on Hierarchical Bayesian Models, 25–35.
- [Arta] Art of Memory Forum. *Andrea Muzii three-digit/PAO cards*. URL: <https://forum.artofmemory.com/t/considerations-about-the-new-world-memory-champion-2019-andrea-muzii/44661> (visited on 02/26/2025).
- [Artb] Art of Memory Forum. *Ben system for numbers, cards and binary*. URL: https://artofmemory.com/wiki/Ben_System/ (visited on 01/17/2025).
- [Artc] Art of Memory Forum. *History of the major system*. URL: <https://artofmemory.com/blog/history-of-the-major-system/> (visited on 01/23/2025).
- [Art d] Art of Memory Forum. *Mnemonic image*. URL: <https://artofmemory.com/blog/mnemonic-images/> (visited on 02/13/2025).
- [Arte] Art of Memory Forum. *Peg List Technique*. URL: <https://artofmemory.com/blog/peg-lists/> (visited on 01/31/2025).
- [Artf] Art of Memory Forum. *The Memory Techniques Wiki*. URL: https://artofmemory.com/wiki/Main_Page/ (visited on 02/12/2025).
- [Artg] Art of Memory Forum. *Zon System*. URL: <https://forum.artofmemory.com/t/jan-zon-a-new-revolutionary-cards-method/57009> (visited on 03/03/2025).
- [Bar+14] J. Barton et al. “The word-length effect in reading: A review”. *Cognitive Neuropsychology* 31.5-6 (2014), 378–412.
- [DBBC08] J. B. Daniel Bor and S. Baron-Cohen. “Savant Memory for Digits in a Case of Synaesthesia and Asperger Syndrome is Related to Hyperactivity in the Lateral Prefrontal Cortex”. *Neurocase* 13.5-6 (2008), 311–319.
- [Don] *Art of Memory Forum*. URL: <https://forum.artofmemory.com/t/don-michael-vickers-new-world-record-in-memory-league-words/92730/10> (visited on 01/31/2025).
- [Dre+17] M. Dresler et al. “Mnemonic training reshapes brain networks to support superior memory”. *Neuron* 93.5 (2017), 1227–1235.
- [Foe11] J. Foer. *Moonwalking with Einstein: The Art and Science of Remembering Everything*. New York: Penguin Press, 2011.
- [Gob98] F. Gobet. “Expert memory: a comparison of four theories”. *Cognition* 66.2 (1998), 115–152.
- [Gra] J. Graham. *WMS World Memory Championships 2019*. URL: <https://memoryjohn.com/how-north-koreans-dominated-the-world-memory-championship/> (visited on 01/31/2025).
- [Gri22] J. Grimwade. “Memory in Roman Oratory: Theory and Practice”. PhD thesis. Apollo - University of Cambridge Repository, 2022.
- [Hau+12] O. Hauk et al. “The time-course of single-word reading: Evidence from fast behavioral and brain responses”. *NeuroImage* 60.2 (2012), 1462–1477.
- [HE23] T. Hagen and T. Espeseth. “Image memorability prediction with vision transformers”. *arXiv preprint arXiv:2301.08647* (2023).
- [Hip] *Susanne Hippauf Pi Record*. URL: https://www.ndr.de/nachrichten/niedersachsen/oldenburg_ostfriesland/Polizistin-bricht-eigenen-Rekord-beim-Pi-Wettkampf,aktuelloldenburg15086.html (visited on 02/19/2025).
- [His] *Guinness World Record Historic Dates*. URL: <https://www.guinnessworldrecords.com/world-records/107472-most-historical-dates-recalled-in-five-minutes> (visited on 02/03/2025).

- [Hu+09] N. Hu et al. “Superior self-paced memorization of digits in spite of a normal digit span: The structure of a memorist’s skill”. *Journal of Experimental Psychology: Learning, Memory, and Cognition* 35.6 (2009), 1426–1442.
- [IAMa] IAM. *International Association of Memory*. URL: <https://www.iam-memory.org> (visited on 01/17/2025).
- [IAMb] IAM. *ML records*. URL: https://iam-stats.org/records_ml_online.php (visited on 01/17/2025).
- [IAMc] IAM. *Statistics*. URL: <https://iam-stats.org> (visited on 10/20/2024).
- [IAMd] IAM. *Training website*. URL: <https://www.iamwmc.com/competition/training.html> (visited on 01/13/2025).
- [IAMe] IAM. *World Rankings*. URL: <https://iam-stats.org/rankings.php> (visited on 01/17/2025).
- [IAMf] IAM. *World records*. URL: <https://iam-stats.org/records.php> (visited on 01/17/2025).
- [IAM19] IAM. *Rulebook*. 2019. URL: https://www.iam-memory.org/wp-content/uploads/2019/11/IAM_Rulebook_Nov2019.pdf/ (visited on 09/27/2024).
- [Kow11] E. Kowler. “Eye movements: The past 25 years”. *Vision Research* 51.13 (2011). Vision Research 50th Anniversary Issue: Part 2, 1457–1483.
- [KPV19] E. Krokos, C. Plaisant, and A. Varshney. “Virtual memory palaces: immersion aids recall”. *Virtual Reality* 23 (2019), 1–15.
- [Lan] *Two-cards systems reusing three-digit systems*. URL: <https://memorise.org/memory-training/how-to-memorize-a-deck-of-cards> (visited on 03/12/2025).
- [Leg+12] E. L. Legge et al. “Building a memory palace in minutes: Equivalent memory performance using virtual versus conventional environments with the Method of Loci”. *Acta Psychologica* 141.3 (2012), 380–390.
- [Lig] F. Ligorio. *Enrico Marraffa on his world title*. URL: <https://www.licastelli.it/ennesima-vittoria-per-villa-castelli-enrico-marraffa-campione-mondiale-di-memoria-ai-campionati-in-svezia/> (visited on 03/18/2025).
- [Mal] J. Mallow. *MemorysportTV*. URL: <https://www.twitch.tv/memorysportstv> (visited on 02/27/2025).
- [Mar13] C. Martin. “Memorable outliers”. *Current Biology* 23.17 (2013), R731–R733.
- [MD15] J. M. J. Murre and J. Dros. “Replication and Analysis of Ebbinghaus’ Forgetting Curve”. *PLOS ONE* 10.7 (July 2015), 1–23.
- [ML] ML. *Memory League*. URL: <https://memoryleague.com/#!/home> (visited on 01/17/2025).
- [MS23] B. Moll and E. Sykes. “Optimized virtual reality-based Method of Loci memorization techniques through increased immersion and effective memory palace designs: a feasibility study”. *Virtual Reality* 27 (2023), 941–966.
- [Mul] A. Mullen. *FAQ*. URL: <https://mullenmemory.com/alex-mullen-memory-sports> (visited on 01/31/2025).
- [Muz] A. Muzii. *80/80 decimal digits in 9.75s*. URL: <https://www.youtube.com/shorts/bLe0cU0o1Uw> (visited on 01/31/2025).
- [NBUB24] S. Navarro-Báez, M. Undorf, and A. Bröder. “Predicting the memorability of scene pictures: Improved accuracy through one’s own experience”. *Quarterly Journal of Experimental Psychology* 78 (2024), 546–565.
- [NTO20] D. G. Nagy, B. Török, and G. Orbán. “Optimal forgetting: Semantic compression of episodic memories”. *PLoS Computational Biology* 16.10 (2020), e1008367.
- [Pi] *Pi World Ranking List*. URL: <https://www.pi-world-ranking-list.com/?page=lists&category=pi&sort=digits> (visited on 01/14/2025).

- [Pip] *Pipphilology*. URL: <https://en.wikipedia.org/wiki/Pipphilology> (visited on 02/14/2025).
- [PK57] J. R. Pierce and J. E. Karlin. “Reading rates and the information rate of a human channel”. *The Bell System Technical Journal* 36.2 (1957), 496–516.
- [Sim] *10000 System*. URL: <https://artofmemory.com/blog/10000-digit-number-system/> (visited on 03/03/2025).
- [Sor] *Soren Damtoft Senior Athlete*. URL: <https://global-memory.org/athlete.php?id=13036> (visited on 02/03/2025).
- [Spea] *Speed memory record development*. URL: <https://www.recordholders.org/en/records/quick-memory/quick-memory.html> (visited on 02/28/2025).
- [Speb] *Speed memory records*. URL: <https://www.speed-memory.com/records/> (visited on 02/28/2025).
- [Spec] *Speed memory website*. URL: <https://www.speed-memory.com> (visited on 02/28/2025).
- [SRJ11] H. Strasburger, I. Rentschler, and M. Jüttner. “Peripheral vision and pattern recognition: A review”. *Journal of Vision* 11.5 (2011), 13–13.
- [Tam06] D. Tammet. *Born on a Blue Day: Inside the Extraordinary Mind of an Autistic Savant*. New York: Free Press, 2006.
- [Tam12] D. Tammet. *Thinking in Numbers: On Life and Living*. New York: Little, Brown and Company, 2012.
- [Tho16] H. Thomson. *The man who thinks like sherlock holmes*. 2016. URL: <https://www.bbc.com/future/article/20160411-the-man-who-thinks-like-sherlock-holmes> (visited on 03/18/2025).
- [Usm] *US Memory Championships*. URL: <https://www.usamemorychampionship.com> (visited on 02/28/2025).
- [Vic] D. M. Vickers. *45/50 words in 12.77s*. URL: <https://www.youtube.com/watch?v=Vkg089HH3C4> (visited on 01/31/2025).
- [WE91] J. T. Wixted and E. B. Ebbesen. “On the Form of Forgetting”. *Psychological Science* 2.6 (1991), 409–415.
- [Wie25] B. Wiederhold. “The speed of information processing at memory competitions: limited by reading in short tasks and declining as a power law for longer times”. *bioRxiv* (2025), 10.1101/2025.03.31.646314.
- [WMSa] WMSC. *Abstract images*. URL: <https://www.worldmemorychampionships.com/abstract-images-past-and-present/> (visited on 01/23/2025).
- [WMSb] WMSC. *Statistics*. URL: <http://www.world-memory-statistics.com> (visited on 10/05/2024).
- [WMSc] WMSC. *Statistics Reset*. URL: <https://www.worldmemorychampionships.com/world-memory-statistics-2/> (visited on 02/03/2025).
- [WMSd] WMSC. *World Memory Championships 2020 online*. URL: <https://www.worldmemorychampionships.com/world-on-line-memory-championships-2020-update/> (visited on 01/31/2025).
- [WMSe] WMSC. *World Memory Championships 2024*. URL: <https://www.worldmemorychampionships.com/wmc2024/> (visited on 01/31/2025).
- [WMSf] WMSC. *World Memory Sports Council*. URL: <https://www.worldmemorychampionships.com> (visited on 02/12/2025).
- [ZM24] J. Zheng and M. Meister. “The unbearable slowness of being: Why do we live at 10 bits/s?” *Neuron* 113.2 (2024), 192–204.