

# Inference on effect size after multiple hypothesis testing\*

Andreas Dzemski<sup>†</sup>, Ryo Okui<sup>‡</sup> and Wenjie Wang<sup>§</sup>

March 28, 2025

Significant treatment effects are often emphasized when interpreting and summarizing empirical findings in studies that estimate multiple, possibly many, treatment effects. Under this kind of selective reporting, conventional treatment effect estimates may be biased and their corresponding confidence intervals may undercover the true effect sizes. We propose new estimators and confidence intervals that provide valid inferences on the effect sizes of the significant effects after multiple hypothesis testing. Our methods are

---

\*We are grateful for comments from Erik Hjalmarsson, Mikael Lindahl and participants at CFE-CMStatistics 2022 and the 4th Aarhus Workshop in Econometrics. Dzemski acknowledges financial support from Jan Wallanders och Tom Hedelius stiftelse samt Tore Browaldhs stiftelse under grant P24-0135. Okui acknowledges financial support from the Japan Society for the Promotion of Science under KAKENHI Grant Nos.23K25501. Wang acknowledges financial support from the Singapore Ministry of Education Tier 1 grants RG104/21, RG51/24, and NTU CoHASS Research Support Grant. All errors are our own.

<sup>†</sup>Department of Economics, University of Gothenburg, P.O. Box 640, SE-405 30, Gothenburg, Sweden. Email: andreas.dzemski@economics.gu.se

<sup>‡</sup>Faculty of Economics, the University of Tokyo, Bunkyo-ku, Tokyo 113-0033, Japan. Email: okuiryo@e.u-tokyo.ac.jp

<sup>§</sup>Division of Economics, School of Social Sciences, Nanyang Technological University. HSS-04-65, 14 Nanyang Drive, Singapore 637332. Email: wang.wj@ntu.edu.sg.

based on the principle of selective conditional inference and complement a wide range of tests, including step-up tests and bootstrap-based step-down tests. Our approach is scalable, allowing us to study an application with over 370 estimated effects. We justify our procedure for asymptotically normal treatment effect estimators. We provide two empirical examples that demonstrate bias correction and confidence interval adjustments for significant effects. The magnitude and direction of the bias correction depend on the correlation structure of the estimated effects and whether the interpretation of the significant effects depends on the (in)significance of other effects.

**Keywords:** Multiple hypothesis testing, post-selection inference, conditional inference, bias correction.

## 1. Introduction

Many empirical studies across fields — from public health and education to psychology and economics — estimate multiple effects of interventions or treatments, whether examining different outcome measures, types of interventions, or population subgroups (List, Shaikh, and Xu 2019). Estimating multiple treatment effects allows researchers to validate their methodological approach, understand how effects vary across different contexts, and identify the underlying mechanisms at work. These estimated effects are typically categorized as either statistically significant or insignificant using multiple hypothesis testing procedures. The significant effects are often interpreted as indicating effective interventions, making them the primary focus of subsequent analysis. Researchers are particularly interested in examining their practical importance, as determined by the magnitude or size of these effects (for example, economists are concerned about an effect’s

“economic significance”).<sup>1</sup> However, when focusing only on the statistically significant effects, their measured sizes are subject to selection bias, invalidating conventional statistical inference methods.

This paper proposes new methods that provide valid statistical inference for significant effects by explicitly accounting for their selection based on statistical significance. Our methods can be combined with a wide range of multiple testing procedures, including both step-down and step-up testing techniques. These procedures encompass most methods relevant for empirical applications, such as Bonferroni-corrected t-tests, Holm (1979), Benjamini and Hochberg (1995), Benjamini and Yekutieli (2001), Romano and Wolf (2005), and List, Shaikh, and Xu (2019). Our methods can be applied if the underlying treatment effect estimators are asymptotically jointly Gaussian with a consistently estimable covariance matrix. These mild assumptions make our approach applicable in a variety of empirical designs, including randomized controlled trials, matching methods, difference-in-differences, regression discontinuity designs, and instrumental variable regression.

Our new point estimators and confidence intervals are grounded in the principle of conditional inference (Fithian, Sun, and Taylor 2017; Lee, Sun, Sun, and Taylor 2016). They are derived from the conditional distribution of the estimated effect size given a “selection event” that reflects the observed significance. This distribution is a truncated Gaussian distribution that can be inverted to obtain point estimates and confidence intervals. Conditioning on the observed significance accounts for the fact that both the selection of significant effects and their interpretation depend on the same data. Conditional inference controls the error rate “on average” across all possible versions of a study that analyze the same effects based on observed significance.

A key feature of our approach is that it scales well with the total number of treatment

---

<sup>1</sup>See, for example, the special issue in the *Journal of Socio-Economics*, Volume 44, Issue 5 for the discussions regarding the difference between statistical and economic significance. In particular, see Ziliak and McCloskey (2004) and the comment articles on it.

effects, greatly expanding the range of possible applications. In one of our data examples, we estimate fund-specific “alphas” for outperforming funds after detecting outperforming funds by multiple hypothesis testing among more than three hundred mutual funds. Other methods of post-selection inference are computationally infeasible for this many effects; for example, Berk, Brown, Buja, Zhang, and Zhao (2013) state that their method can scale only to a dimension of “20, or slightly larger” (p. 16). Key to achieving scalability is the introduction of a nuisance parameter. Conditional on this parameter, we can compute the conditional support in polynomial time, avoiding a computation that has exponential complexity (see Lemma 1 below). Specifically, for  $m$  estimated treatment effects, inference on a significant effect can be conducted in  $\mathcal{O}(m^3 \log m)$  time. A refinement based on the algorithm by Bentley and Ottmann (1979) reduces the computational complexity even further.

We prove the uniform asymptotic validity of our procedures under the assumption that the estimated treatment effects uniformly converge to a joint Gaussian distribution as the sample size approaches infinity. The uniformity of our result is important because it allows for local asymptotics where some treatment effects are on the margin of significance even in large samples. This ensures that our asymptotic result provides a relevant approximation of finite samples where we see relatively small  $t$ -statistics.

The selective inference problem is relevant because of the empirical practice of emphasizing significant effects when reporting estimation results. The summaries of the research findings in the abstract or the introduction of a paper tend to focus on the significant results.<sup>2</sup> Moreover, both the observed significance and insignificance can shape the way research results are framed. For instance, if some effects are insignificant, this can alter the conclusions drawn about the mechanisms behind the significant effects and

---

<sup>2</sup>For example, the paper by Karlan and List (2007) on which one of our empirical illustrations is built conducts a subgroup analysis examining the differential effects on charitable donations between “blue” and “red” states. In their introduction, the authors state that they see “increases the revenue per solicitation by 55% in ‘red’ states whereas there was little effect observed in ‘blue’ states.” This summary presents the estimated effect size only for the subgroup with a significant effect.

thus affect their interpretation. This tendency is what we refer to as “selective reporting of significant results.” Selective reporting does not require that insignificant results are omitted from the paper. Reporting all estimates and avoiding selective summaries does not resolve the issue. It merely shifts the burden of summarizing and interpreting the results onto the reader, who then faces their own selective inference problem.

Our procedure also addresses issues related to “p-hacking.” In the literature, concerns about “p-hacking” in settings with multiple treatment effects have often focused on the problem of multiple testing. Resolving the multiple testing problem does not eliminate all concerns about “p-hacking,” since the issue of selective reporting remains. Our contribution resolves the selective reporting problem.

In two empirical applications, we demonstrate how our methods adjust point estimates and confidence intervals to account for the selective reporting of significant effects. While some adjustments follow expected patterns, others reveal subtle and unanticipated corrections. The point estimates of significant effects are often adjusted towards zero, consistent with a “winner’s curse” where observed large effects may be driven by noise. For marginally significant effects, our post-selection inference corrects naive effect size estimates downward, potentially addressing concerns about inflated effect sizes in low-powered studies (Ioannidis, Stanley, Doucouliagos, et al. 2017; Kvarven, Strømmland, and Johannesson 2020).

Our first application revisits the data from Karlan and List (2007) on the effects of a matching grant on charitable donations. List, Shaikh, and Xu (2019) use this data to demonstrate how multiple testing procedures can be used to find effective treatments. We complement their analysis and conduct statistical inference on the effect sizes of the effective treatments detected by multiple hypothesis testing. We estimate a specification with multiple subgroups as an example of a setting with uncorrelated treatment effects. In this case, our bias correction is always downward, consistent with a positive winner’s

course bias. We then consider treatment effects for multiple outcomes as an example of a setting with correlated treatment effects. In this context, the sign of the bias depends both on the choice of selection event and the correlation structure of the estimated effects.

In our second application, we estimate mutual fund “alphas,” which measure fund-specific performance after adjusting for systematic risk factors. We use multiple hypothesis testing to select funds with significantly positive alphas. Our dataset contains more than 370 funds, demonstrating that our algorithm can effectively manage conditioning sets based on numerous hypotheses. Funds with significantly positive alphas are generally viewed as outperforming the market. We employ our conditional inference procedures to quantify the excess returns specific to these outperforming funds and show that some funds beat the market by an economically meaningful margin.

**Relation to the literature** This paper is part of the selective inference literature. This rapidly growing literature is reviewed in Zhang, Khalili, and Asgharian (2022). A selection of relevant studies includes Berk, Brown, Buja, Zhang, and Zhao (2013), Lockhart, Taylor, Tibshirani, and Tibshirani (2014), Fithian, Sun, and Taylor (2017), Tibshirani, Taylor, Lockhart, and Tibshirani (2016), Lee, Sun, Sun, and Taylor (2016), Bachoc, Leeb, and Pötscher (2019), Watanabe and Suzuki (2021), Jewell, Fearnhead, and Witten (2022), Terada and Shimodaira (2023), and Duy and Takeuchi (2023).

In this paper, we adopt the conditional inference approach, which controls statistical error under a conditional distribution. Alternative approaches target the unconditional distribution. Examples include the selective confidence intervals of Benjamini and Yekutieli (2005), the hybrid confidence intervals of Andrews and Kasy (2019) and McCloskey (2024), and methods based on simultaneous inference (Berk, Brown, Buja, Zhang, and Zhao 2013; Zrnic and Fithian 2024).

The conditional inference approach is a natural fit for our problem for three key reasons. First, it allows us to control statistical error conditional on the observed pattern

of significance. This pattern provides the context in which the estimated effects are interpreted and determines the research questions that are emphasized when summarizing the results. Controlling error rates only under the unconditional distribution means that statistical error is averaged over different possible versions of the study that focus on different research questions and hence attract different readers. Fithian, Sun, and Taylor (2017) conclude that “averaging our error rates across [...] two questions with two different interpretations, seems inappropriate” (p. 31).

Second, the conditional inference approach — particularly the polyhedral method — allows for scalable algorithms, overcoming the drawback of, for example, Berk, Brown, Buja, Zhang, and Zhao (2013) that we discussed above. A major technical contribution of this paper is the development of such an algorithm.

Third, the conditional inference approach produces point estimates that capture selection bias. The unconditional approach proposed by Benjamini and Yekutieli (2005) addresses only uncertainty, not bias. Therefore, their approach offers methods “for confidence intervals but none for point estimation” (Benjamini 2010, p. 714).

The alternative of targeting the unconditional distribution offers some opportunities for power gains (Goeman and Solari 2024; Zrnic and Fithian 2024), but dismisses the important role of the selection event in the interpretation of the estimated effects. Additionally, we empirically show that conditional inference can yield tighter confidence intervals than simultaneous inference, demonstrating that the potential power gains from unconditional inference are not uniform.

**Organization of the paper** Section 2 introduces our new procedures in a simplified setting. Section 3 provides some intuition based on a univariate example. Section 4 defines the multiple testing procedures covered by our methods. Section 5 describes the computational algorithm that makes our methods scalable. Section 6 discusses some properties of our procedures and extends our procedures to more general settings.

Section 7 provides an asymptotic justification of our procedures. Sections 8 and 9 provide our empirical applications. Section 10 concludes. All proofs are in the online appendix.

## 2. Setup and procedures

Our goal is to make inferences on the parameters that we find significant among multiple, possibly many, estimated parameters. This section defines our formal setting and introduces our proposed procedures.

### 2.1. Treatment effect parameters and significance testing

We begin by outlining the context of our study. To introduce the method, we assume for now that the parameter estimator is normally distributed with a known variance-covariance matrix. We identify significant estimates based on  $t$ -statistics.

Let  $\theta = (\theta_1, \dots, \theta_m)^\top$  denote a vector of parameters. For concreteness, we consider the parameters in  $\theta$  to be treatment effects corresponding to  $m$  specifications, which may involve different treatments, outcome variables, and/or subpopulations. However, our approach is more general, and our procedures can be applied to any estimated parameters that meet our assumptions.

We assume that there exists an estimator  $\hat{\theta}$  for  $\theta$  that is normally distributed with mean  $\theta$  and known variance-covariance matrix  $V$ . In Section 6.2, we generalize this setting to accommodate cases with an unknown  $V$ , and Section 7 introduces an asymptotic theory that relaxes the assumption of exact Gaussianity.

Significance is determined based on the observed  $t$ -statistics for the estimated effects. The vector of  $t$ -statistics is given by  $X = \text{diag}^{-1/2}(\mathbf{v})\hat{\theta}$ , where  $\mathbf{v}$  is the diagonal of  $V$ .



Note that  $X \sim N(\text{diag}^{-1/2}(\mathbf{v})\theta, \Omega)$ , where

$$\Omega = \text{diag}^{-1/2}(\mathbf{v})V \text{diag}^{-1/2}(\mathbf{v})$$

is the correlation matrix of  $\hat{\theta}$ .

We assume that the set of significant effects, denoted as  $\hat{S} \subseteq \{1, \dots, m\}$ , is determined by a step-down or step-up procedure that sequentially tests the significance of the estimated effects. For each treatment  $h$ , the value of the  $t$ -statistic  $X_h$  is compared to a critical value  $\bar{x}_h$ . In the case of one-sided testing, treatment effect  $h$  is included in  $\hat{S}$  if  $X_h \geq \bar{x}_h$ , indicating that we have statistically proven the population effect  $\theta_h$  to be positive. For two-sided testing, treatment effect  $h$  is included in  $\hat{S}$  if  $|X_h| \geq \bar{x}_h$ , allowing us to conclude that the population effect is different from zero. A threshold function  $\bar{x}$  determines the critical value  $\bar{x}_h$  based on the order of the observed  $t$ -statistics. For now, we assume that this threshold function is known. We relax this assumption below to accommodate bootstrapped thresholds such as those developed by Romano and Wolf (2005) and List, Shaikh, and Xu (2019). We fully describe the multiple testing procedures in Section 4.

## 2.2. Conditional inference on significant effects

Our goal is to conduct inference on the significant effects conditional on a selection event. We follow the polyhedral approach from Lee, Sun, Sun, and Taylor (2016). Specifically, we derive the conditional distribution of the test statistics given the selection event, and this distribution is used for conditional inferences.

For a set  $S$  of significant effects and a significant effect  $s \in S$ , we decompose  $X$  as

$$X = \Omega_{\bullet, s} X_s + Z^{(s)},$$

where  $Z^{(s)} = X - \Omega_{\bullet,s} X_s$  and  $\Omega_{\bullet,s}$  is the  $s$ -th column of  $\Omega$ . By a property of the Gaussian distribution,  $Z^{(s)}$  is independent of  $X_s$ , implying that the distribution of  $X_s$  given  $Z^{(s)}$  depends only on  $\theta_s$  and not on the other elements of  $\theta$ .

A selection event can be represented as a subset of the support of the  $t$ -statistics  $X$ . Specifically, we derive the set  $\mathcal{X}(S) \subset \mathbb{R}^m$  such that  $\hat{S} = S$  if and only if  $X \in \mathcal{X}(S)$ . For the computation and the scalability of our procedure, we further condition on  $Z^{(s)} = z$ . We then observe the significant effects  $S$  if  $X_s$  is contained in the (marginal) conditional support  $\mathcal{X}_s(z, S)$ , where

$$\mathcal{X}_s(z, S) = \{x \in \mathbb{R} : \Omega_{\bullet,s} x + z \in \mathcal{X}(S)\}. \quad (1)$$

In Section 5, we demonstrate that  $\mathcal{X}_s(z, S)$  is a union of intervals and can be computed in polynomial time without requiring the computationally expensive evaluation of  $\mathcal{X}(S)$ .

Let  $F_s(x_s \mid z, \theta_s, S)$  denote the distribution function of  $X_s$  conditional on  $Z^{(s)} = z$ , and  $\hat{S} = S$ . This distribution is a truncated Gaussian distribution, and the functional form of  $F_s$  is given by

$$\begin{aligned} F_s(x_s \mid z, \theta_s, S) &= F_s(x_s \mid z, \theta_s, V, \bar{x}, S) \\ &= \frac{\int_{\{\xi \in \mathbb{R} : \xi + V_{s,s}^{-1/2} \theta_s \in \mathcal{X}_s(z, S)\}} \mathbf{1}\{\xi + V_{s,s}^{-1/2} \theta_s \leq x_s\} d\Phi(\xi)}{\int_{\{\xi \in \mathbb{R} : \xi + V_{s,s}^{-1/2} \theta_s \in \mathcal{X}_s(z, S)\}} d\Phi(\xi)}, \end{aligned}$$

where  $\Phi$  is the distribution function of a standard Gaussian random variable. Evaluating  $F_s$  at the observed  $x_s = X_s$ ,  $z = Z^{(s)}$  and  $S = \hat{S}$  gives the Rosenblatt (1952) transformation with the key property that

$$F_s(X_s \mid Z^{(s)}, \theta_s, S) \mid \{\hat{S} = S\} \sim \mathcal{U}[0, 1],$$

where  $\mathcal{U}[0, 1]$  denotes the uniform distribution on the unit interval.<sup>3</sup>

The polyhedral approach for conditional inference is based on  $F_s$ . Various statistics can be constructed by finding the unique solution  $\tilde{\theta}_s^{(p)}$  to

$$F_s \left( X_s \mid Z^{(s)}, \tilde{\theta}_s^{(p)}, S \right) = p, \quad (2)$$

for  $p \in (0, 1)$ . The uniqueness is established in Lemma D.1 in Online Appendix D.

A conditionally median-unbiased estimator over- and underestimates the true effect  $\theta_s$  with equal probability conditional on the selection event. The estimator  $\tilde{\theta}_s^{\text{ub}} = \tilde{\theta}_s^{(0.5)}$  is conditionally median-unbiasedness, as established by the following result.

**Theorem 1 (Median-unbiasedness)** *Suppose that  $P(\hat{S} = S) > 0$  and  $s \in S$ . Then,*

$$P \left( \tilde{\theta}_s^{\text{ub}} \geq \theta_s \mid \hat{S} = S \right) = P \left( \tilde{\theta}_s^{\text{ub}} \leq \theta_s \mid \hat{S} = S \right) = 0.5.$$

Our conditional confidence interval is defined as

$$\text{CCI}_\alpha(\theta_s \mid S) = \left[ \tilde{\theta}_s^{(1-\alpha/2)}, \tilde{\theta}_s^{(\alpha/2)} \right],$$

where  $\alpha$  is such that  $1 - \alpha$  is the nominal probability with which the interval covers the true value under the conditional distribution. The following theorem establishes the validity of the conditional confidence interval.

**Theorem 2 (Confidence set validity)** *Suppose that  $P(\hat{S} = S) > 0$  and  $s \in S$ . Then,*

$$P \left( \theta_s \in \text{CCI}_\alpha(\theta_s \mid S) \mid \hat{S} = S \right) = 1 - \alpha.$$

The conventional unconditional equal-tailed confidence interval for  $\theta_s$  is defined by the endpoints  $\hat{\theta}_s \pm \sqrt{\mathbf{V}_s} \Phi^{-1}(1 - \alpha/2)$ . We denote it by  $\text{CI}_\alpha(\theta_s)$ . It covers the true parameter

---

<sup>3</sup>We formally derive this property in Lemma D.2 in Online Appendix D

$\theta_s$  with probability  $1 - \alpha$  under the unconditional distribution. Other selective confidence intervals modify the unconditional interval symmetrically by adjusting its width (e.g. Benjamini and Yekutieli 2005; Berk, Brown, Buja, Zhang, and Zhao 2013). In contrast, our adjustment is asymmetric, allowing the confidence interval to reflect selection bias (see, e.g., Table 1 below).

We can use Bonferroni-correction to construct a joint conditional confidence set for all significant treatment effects. The previous theorem guarantees that

$$(\theta_s)_{s \in S} \in \bigcap_{s \in S} \text{CCI}_{\alpha/|S|}(\theta_s \mid S) \quad (3)$$

with probability  $1 - \alpha$  conditional on  $\hat{S} = S$ .

### 3. Univariate example

We now illustrate the selective inference problem and our solution in a simple setting with a single treatment effect ( $m = 1$ ).

Suppose that the significance of  $\hat{\theta}_1$  is established by a  $t$ -test, that is,  $\hat{S} = \{1\}$  if  $X_1 \in \mathcal{X}(\{1\})$  where  $\mathcal{X}(\{1\}) = \{x \in \mathbb{R} : x \geq \Phi^{-1}(1 - \beta)\}$  for one-sided testing and  $\mathcal{X}(\{1\}) = \{x \in \mathbb{R} : |x| \geq \Phi^{-1}(1 - \beta/2)\}$  for two-sided testing. Here,  $\beta$  denotes the nominal size of the test. Figure 1 shows that the distribution of  $X_1$  is a truncated Gaussian and typically asymmetric. This asymmetry implies that  $\hat{\theta}_1$  is conditionally biased for the true effect size  $\theta_1$ .

Our median-unbiased estimator for the case of one-sided testing is given by  $\tilde{\theta}_1^{\text{ub}}$  that solves  $F_1(X_1 \mid \tilde{\theta}_1^{\text{ub}}, \{1\}) = 0.5$  with

$$F_1(x \mid \theta_1, \{1\}) = \frac{\Phi(x - \mu_1) - \Phi(\bar{x}_1 - \mu_1)}{1 - \Phi(\bar{x}_1 - \mu_1)},$$

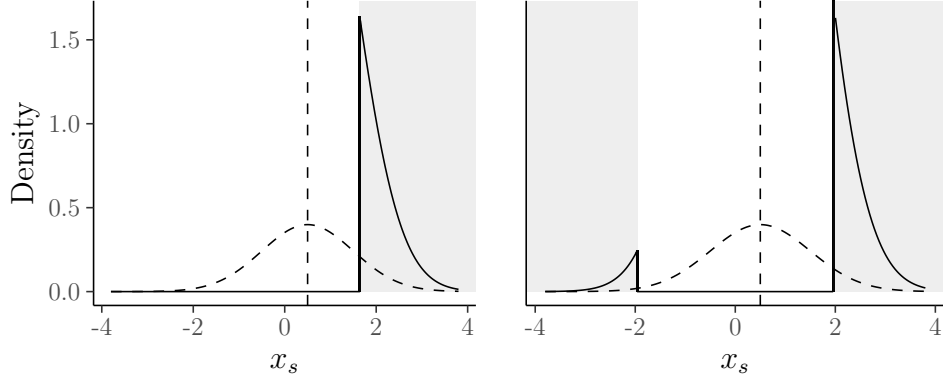


Figure 1: Distribution of the  $t$ -statistic  $X_1$ . The dashed curve gives the unconditional distribution, and the solid curve shows the conditional distribution given one-sided (left panel) and two-sided (right panel) significance at the 10% level. The shaded area represents  $\mathcal{X}(1)$ , and the dashed vertical line gives  $\theta_1$ .

$\mu_1 = \theta_1 / \sqrt{\mathbf{v}_1}$  and  $\bar{x}_1 = \Phi^{-1}(1 - \beta)$ . Since  $F_1(x \mid \theta_1, \{1\})$  is decreasing in  $\theta_1$  for any given  $x$ ,  $\tilde{\theta}_1^{\text{ub}}$  is smaller than  $\hat{\theta}_1$ . This finding aligns with the intuition that significant effects are positively selected (“winner’s curse”) and tend to be overestimated.

## 4. Selection of significant effects by multiple testing

This section defines the multiple-testing procedures used to determine the set  $\hat{S}$  of jointly significant effects and characterizes the set  $\mathcal{X}(S)$  of  $t$ -statistics that lead to the selection of  $\hat{S} = S$ . For exposition, we focus on step-down procedures in the main text. Step-up procedures are covered in Online Appendix B.2.

The most commonly used step-down procedures control the family-wise error rate (FWER), that is, the probability of including at least one false positive in  $\hat{S}$ . For one-sided testing, FWER control at level  $\beta$  means that

$$\text{FWER} = P\left(\hat{S} \cap \{h : \theta_h \leq 0\} \neq \emptyset\right) \leq \beta.$$

The corresponding definition for two-sided testing is obtained by replacing  $\{h : \theta_h \leq 0\}$  with  $\{h : \theta_h = 0\}$  in the previous display.

A step-down rule proceeds by successively comparing the ordered test statistics against a sequence of thresholds. Let  $(>, j)$  denote the (data-dependent) index of the  $j$ th-largest test statistic, i.e.,  $X_{(>,1)} \geq X_{(>,2)} \geq \dots \geq X_{(>,m)}$ . The thresholds are determined by a threshold function  $\bar{x}$ . This function maps every non-empty subset  $A \subseteq \{1, \dots, m\}$  to a positive number such that, for  $A, B \subseteq \{1, \dots, m\}$  and  $A \subseteq B$ ,  $\bar{x}(A) \leq \bar{x}(B)$ .

For some rules, the threshold function depends only on the cardinality of the subset  $A$ . In this case, the threshold function can be written as  $\bar{x}(A) = \Phi^{-1}(1 - \beta_{|A|})$ . For example, for the Bonferroni procedure  $\beta_j = \beta/m$  and for the Holm procedure  $\beta_j = \beta/(m + 1 - j)$ , where  $\beta$  is the nominal FWER. Table B.3 in the online appendix gives more examples. For other step-down rules such as Romano and Wolf (2005),  $\bar{x}(A)$  depends on the identities of the effects in  $A$  to allow for more powerful tests. A one-sided step-down rule proceeds as follows:

---

**Algorithm 1: Step-down testing**

---

- (A) Initialize the set of significant effects  $\hat{S} \leftarrow \emptyset$  and the step counter  $j \leftarrow 1$ .
  - (B) If  $j = m$  or if  $X_{>,j} < \bar{x}(\{(>, j), \dots, (>, m)\})$  then exit the algorithm and return the significant treatment effects  $\hat{S}$ . Otherwise, add  $j$  to  $\hat{S}$ .
  - (C) Increment the step counter  $j \leftarrow j + 1$  and go to Step B.
- 

The algorithm can be adapted to two-sided testing by replacing the test statistics  $X_h$  by their absolute values and adjusting the threshold function  $\bar{x}$ . For the rules in Table B.3, this adjustment amounts to replacing  $\alpha$  by half its value.

We denote the values of the test statistics  $X$  for which Algorithm 1 selects significant effects  $S$  by  $\mathcal{X}(S) \subseteq \mathbb{R}^m$ . For the case of two effects, Figure 2 illustrates the region  $\mathcal{X}(S)$  for  $S = \{1\}$  (only first effect is significant),  $S = \{2\}$  (only second effect is significant) and  $S = \{1, 2\}$  (both effects are significant) with the latter region being non-convex.

We introduce additional notation to prepare for a general characterization of  $\mathcal{X}(S)$ .

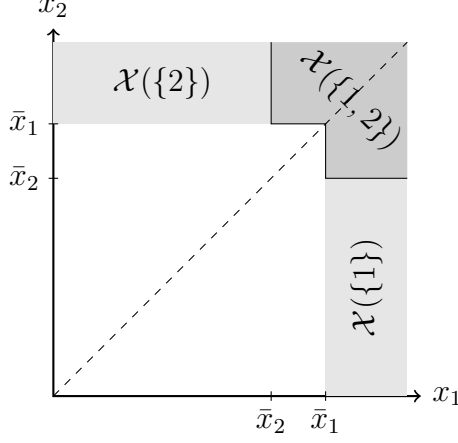


Figure 2: Geometry of one-sided step-down testing with  $m = 2$  effects in  $t$ -statistics space.

For  $S \subseteq \{1, \dots, m\}$ , let  $\mathcal{E}(S)$  denote the class of bijections from  $S$  onto  $\{1, \dots, |S|\}$ . For  $\sigma \in \mathcal{E}(S)$ ,  $\sigma(h)$  represents the rank assigned to effect  $h$ . For example, the pre-image  $\sigma^{-1}(\{1, 2\})$  gives the treatment effects with ranks 1 and 2 under the ordering  $\sigma$ .  $S^c = \{1, \dots, m\} \setminus S$  denotes the complement of  $S$ . The following lemma characterizes  $\mathcal{X}(S)$ .

**Lemma 1** *Algorithm 1 selects  $\hat{S} = S$  if and only if  $X \in \mathcal{X}(S)$  with*

$$\mathcal{X}(S) = \bigcup_{\sigma \in \mathcal{E}(S)} \left( \bigcap_{s \in S} \{x_s \in \mathbb{R} : x_s \geq \bar{x}(\sigma^{-1}(\{\sigma(s), \dots, |S|\}) \cup S^c)\} \right. \quad (4)$$

$$\left. \cap \bigcap_{r \in S^c} \{x_r \in \mathbb{R} : x_r < \bar{x}(S^c)\} \right).$$

A corresponding result for two-sided testing is stated in Online Appendix D. We use characterization (4) of  $\mathcal{X}(S)$  in our theoretical analysis. Due to computational complexity, we do not directly evaluate  $\mathcal{X}(S)$  when implementing our procedures. The formula requires taking a union over  $2^m$  permutations, an exponentially hard task that is intractable even for reasonably small  $m$ . Our solution is discussed in the next section.

## 5. Algorithm for computing the conditional support

This section describes an efficient algorithm for computing the conditional support  $\mathcal{X}_s(z, S)$  without evaluating  $\mathcal{X}(S)$ . This algorithm is essential for implementing our procedures since evaluating  $\mathcal{X}(S)$  based on formula (4) is typically infeasible.

Our algorithm has only polynomial complexity and evaluates  $\mathcal{X}_s(z, S)$  in  $\mathcal{O}(m^3 \log m)$  time. This allows us to apply our procedures to problems with a large number of effects. For example, in our mutual fund application, the number of tested effects is  $m = 371$ . In Online Appendix C.1, we provide an improved algorithm based on the Bentley and Ottmann (1979) algorithm that reduces the computational cost to  $\mathcal{O}(\tilde{n}_I |S| \log |S|)$ , where  $|S|$  is the number of significant effects and  $\tilde{n}_I < S$  is a number that depends on the data.

For exposition, we present a simple version of the algorithm for one-sided step-down rules and the selection event  $\hat{S} = S$ . Improvements and generalizations of the algorithm are described in Online Appendix C. The algorithm approximates  $\mathcal{X}_s(z, S)$  by its closure. The approximation error has Lebesgue measure zero and does not affect any of the statistics that we consider.

We first introduce some notation. Let  $\mathbf{x}_z(x_s) = \Omega_{\bullet, s} x_s + z$  denote the vector-valued function of  $x_s$  that gives the  $t$ -statistics if  $X_s = x_s$  and  $Z^{(s)} = z$ . For  $\sigma \in \mathcal{E}(S)$ , let  $\bar{x}_{\sigma, h} = \bar{x}(\sigma^{-1}(\{\sigma(h), \dots, |S|\}) \cup S^c)$  for  $h \in S$  and  $\bar{x}_{\sigma, h} = \bar{x}(S^c)$  for  $h \notin S$ .

Our algorithm proceeds as follows:



---

**Algorithm 2: Compute  $\mathcal{X}_s(z, S)$** 


---

- (A) Find all intersection points of the  $m$  linear functions  $\mathbf{x}_{z,h}(x_s)$  for  $h = 1, \dots, m$ .
- (B) Find all intervals  $I$  that are bounded by two adjacent intersection points, or by negative infinity and the leftmost intersection point, or by the rightmost intersection point and positive infinity.
- (C) For each interval  $I$ :
  - i Let  $\tilde{x}$  denote a value in the interior of  $I$  and find the permutation  $\sigma_I^*$  that orders the components of  $\mathbf{x}(\tilde{x})$  in descending order.
  - ii Compute

$$\ell(I) = \max_{\{h \in S, \Omega_{h,s} > 0\} \cup \{h \notin S, \Omega_{h,s} < 0\}} \frac{\bar{x}_{\sigma_I^*, h} - z_h}{\Omega_{h,s}}$$

$$u(I) = \min_{\{h \in S, \Omega_{h,s} < 0\} \cup \{h \notin S, \Omega_{h,s} > 0\}} \frac{\bar{x}_{\sigma_I^*, h} - z_h}{\Omega_{h,s}}.$$

- (D) Return  $\bigcup_I I \cap [\ell(I), u(I)]$ .
- 

The following result establishes the validity and efficiency of our algorithm.

**Theorem 3** *Algorithm 2 computes the closure of  $\mathcal{X}_s(z, S)$  in  $\mathcal{O}(m^3 \log m)$  time.*

The key insight behind Algorithm 2 is that the order of the  $t$ -statistics  $\mathbf{x}_{z,h}(x_s)$  is constant over  $x_s \in I$ . This allows us to characterize step-down testing results simultaneously for all  $x_s \in I$ , avoiding pointwise step-down testing along a continuum of  $t$ -statistics.

An immediate corollary to Theorem 3 is that the conditional support is a union of intervals. By merging overlapping intervals, this union can be written as a union of disjoint intervals  $[u_k, \ell_k]$ ,  $k = 1, \dots, n_I$  with  $n_I \leq m(m-1)/2 + 1$ . In practice, the number of disjoint intervals  $n_I$  is typically very small, often  $n_I = 1$ , that is,  $\mathcal{X}_s(z, S)$  is a connected interval. The following result gives an upper bound of  $n_I$ .

**Theorem 4** *Let  $S_+ = \{h \in S : \Omega_{h,s} > 0\}$  and  $S_- = \{h \in S : \Omega_{h,s} < 0\}$ . For a one-sided step-down rule and the selection event  $\hat{S} = S$ ,  $n_I \leq (|S_+| + |S_-| + 1)$ .*

In particular, the conditional support is guaranteed to be a connected interval if there are no treatment effect estimators that are negatively correlated with  $X_s$  (i.e.,  $S_- = \emptyset$ ).

## 6. Discussion and extensions

In this section, we address several issues related to our proposed procedures. First, we explore the circumstances under which our conditional inference resembles conventional unconditional inference. Next, we discuss how our procedures can be adapted for situations where the variance-covariance matrix and/or the threshold function are estimated. Finally, we examine different types of selection events and explain how our procedures can be extended to accommodate them.

### 6.1. Relationship between conditional and unconditional inference

In certain situations, conditional and unconditional inference yield similar results. Very roughly speaking, this happens when the effects are “highly significant.” A careful examination is needed to clarify what is meant by “high significance” in a setting with multiple treatment effects.

The difference between the unconditional confidence interval  $CI_\alpha(\theta_s)$  and the conditional interval  $CCI_\alpha(\theta_s \mid S)$  is small when the distribution function of  $X_s$  evaluated close to the observed  $X_s$  does not change much whether we condition on  $X_s \in \mathcal{X}_s(Z^{(s)}, S)$  or not. In a univariate setting, this depends only on the magnitude of  $s$ ’s own  $t$ -statistic  $X_s$ . With multiple treatment effects, it can also depend on the magnitude of the  $t$ -statistics of other effects that are correlated with  $s$ .

The following theorem gives sufficient conditions for the convergence of the conditional confidence interval to the unconditional confidence interval. It holds for selection events  $\hat{S} = S$  with a positive, but not necessarily high, probability in the limit.<sup>4</sup>

---

<sup>4</sup>In a different context concerning conditional inference, Andrews, Kitagawa, and McCloskey (2024)

**Theorem 5 (Convergence to unconditional confidence interval)** *Consider a sequence of effect estimators  $\hat{\theta}_n \sim N(\theta_n, V_n)$  and  $s \in S \subseteq \{1, \dots, m\}$  such that  $P_{\theta_n, V_n}(\hat{S} = S)$  is bounded away from zero. Let  $d_H(A, B)$  denote the Hausdorff distance between sets  $A$  and  $B$ . Suppose that one of the following conditions holds:*

1. *The selection rule is a 1-sided step-down rule. For all  $h$  with  $\limsup_{n \rightarrow \infty} |V_{n,h,s}| > 0$  we have either  $h \in S$  and  $\mu_{n,h} = \theta_{n,h}/\sqrt{v_{n,h}} \rightarrow \infty$  or  $h \notin S$  and  $\mu_{n,h} \rightarrow -\infty$ .*
2. *The selection rule is a 2-sided step-down rule. For all  $h$  with  $\limsup_{n \rightarrow \infty} |V_{n,h,s}| > 0$  we have  $h \in S$  and  $|\mu_{n,h}| \rightarrow \infty$ .*

*Then, for all  $\epsilon > 0$ ,  $P_{\theta_n, V_n}(d_H(CI_\alpha(\theta_s), CCI_\alpha(\theta_s | S)) > \epsilon | \hat{S} = S) \rightarrow 0$  as  $n \rightarrow \infty$ .*

Consider a significant treatment effect  $s \in S$ . When the estimators of the treatment effects are asymptotically uncorrelated (i.e., eventually  $|V_{n,h,s}| \approx 0$  for all  $h \neq s$ ), Theorem 5 implies that conditional and unconditional confidence interval converge if we expect the  $t$ -statistic  $X_s$  to be large. Subgroup analysis based on a random sample is an example of a scenario where estimators are uncorrelated.

In contrast, when the estimators are correlated, Theorem 5 imposes more stringent conditions. Suppose that  $\hat{\theta}_s$  and  $\hat{\theta}_h$  are correlated. Theorem 5 requires that the significance status of  $h$  becomes asymptotically certain. That is, if  $h \in S$  then  $h \in \hat{S}$  with probability approaching one and if  $h \notin S$  then  $h \notin \hat{S}$  with probability approaching one. For two-sided testing we rule out  $h \notin S$ . This additional restriction is required because, for a two-sided test, the null hypothesis contains only a single parameter value at which we reject with positive probability. Therefore, insignificance of  $h$  cannot be almost certain and will affect conditional inference on  $s$ .

A straightforward corollary to Theorem 5 is that the conditional median-unbiased estimator converges to the unconditional point estimator under the same conditions.

---

demonstrate that their conditional confidence intervals converge to unconditional confidence intervals when the selection event's probability approaches one (see Proposition 3 in their paper). Our framework allows for a similar conclusion to be drawn as a corollary to Theorem 5.

## 6.2. Unknown variance-covariance matrix and data-dependent thresholds

In this section, we accommodate unknown variance-covariance matrices and data-dependent threshold functions. This requires two modifications. First, we replace the test statistics  $X$  by studentized  $t$ -statistics based on a consistent estimator  $\hat{V}$  of the covariance matrix. Second, we replace the fixed threshold function  $\bar{x}$  by a data-dependent threshold function  $\hat{x}$ . The latter modification is important because data-dependent threshold functions, such as those in Romano and Wolf (2005) and List, Shaikh, and Xu (2019), yield more adaptive and potentially more powerful tests.

The studentized  $t$ -statistics are defined as  $\hat{X} = \text{diag}^{-1/2}(\hat{\mathbf{v}})\hat{\theta}$ , where  $\hat{\mathbf{v}}$  is the diagonal of  $\hat{V}$ . Our inference is based on an estimate of the true distribution function  $F_s(x_s | z, \theta_s, S)$  given by

$$\hat{F}_s(x_s | z, \theta_s, S) = F_s(x_s | z, \theta_s, \hat{V}, \hat{x}, S),$$

where  $\hat{Z}^{(s)} = \hat{X} - \hat{\Omega}_{\bullet, s}\hat{X}_s$  and  $\hat{\Omega} = \text{diag}^{-1/2}(\hat{\mathbf{v}})\hat{V}\text{diag}^{-1/2}(\hat{\mathbf{v}})$ . We now define our conditional inference procedures as in Section 2.2, with  $\hat{F}_s$  replacing  $F_s$ . Let  $\hat{\theta}_s^{(p)}$  denote the unique solution to

$$\hat{F}_s\left(\hat{X}_s | \hat{Z}^{(s)}, \hat{\theta}_s^{(p)}, S\right) = p.$$

The estimator  $\hat{\theta}_s^{\text{ub}}$  and the confidence interval  $\widehat{\text{CCI}}_\alpha(\theta_s | S)$  are now defined analogously to  $\tilde{\theta}_s^{\text{ub}}$  and  $\text{CCI}_\alpha(\theta_s | S)$  above, with  $\tilde{\theta}_s^{(p)}$  replaced by  $\hat{\theta}_s^{(p)}$ . The theoretical analysis of the modified procedure is given in Section 7.

### 6.3. Choice of selection event

While we focus on the selection event  $\hat{S} = S$  in this paper, other types of selection events may be relevant. Indeed, which event describes “observed significance” in a multivariate setting is not obvious. Our focus on the event  $\hat{S} = S$  is motivated by its relevance in most empirical applications. In addition, this focus allows for a clear presentation of our procedures and results. We are also able to derive sharper theoretical results for this special case than would be possible within a more general framework (see, e.g., Theorem 4). However, alternative selection events are more appropriate in some applications. We discuss this issue here.

**Conditioning on observed significance and insignificance** The observed set  $S$  determines for each effect whether it is significant or not and gives a complete summary of the result of multiple hypothesis testing. As a selection event,  $\hat{S} = S$  adjusts inference for information revealed not only by any estimated effects’ significance but also by its insignificance.

This selection event is the correct choice if the interpretation and framing of a significant effect  $s \in S$  is sensitive to finding other effects  $h \neq s$  significant or insignificant, as is often the case in empirical studies. For example, in Section 8 below, we partially replicate the study of Karlan and List (2007) on the effects of a matching grant on charitable giving. An effect on the response rate captures whether the matching grant motivates more people to donate, while effects on the donation amount capture also the size of donations. If the response rate is insignificant, we may interpret the additional donations as coming from the existing donor pool. Other examples where insignificant effects shape the interpretation of empirical results include placebo tests (see our application in Online Appendix A.2).

**Conditioning on observed significance** In some applications, conditioning on  $\hat{S} \supseteq S$  is more appropriate. This choice removes information about insignificance from the selection event. This is desirable, for example, in our mutual fund application. Funds with significantly positive alphas are funds that systematically outperform the market. The reporting on the outperforming funds is unlikely to vary based on finding insignificant alphas for other funds. The event  $\hat{S} \supseteq S$  accounts for the funds in  $S$  to be classified as outperformers, but it is agnostic about the performance of the other funds.

Implementation and theoretical properties of our approach under this alternative event are discussed in Online Appendix C.4.

**Conditioning on marginal significance** One may also consider the selection event  $s \in \hat{S}$  for a given significant effect  $s \in S$ . This is the most obvious analogue of conditioning on  $\hat{S} = \{1\}$  in the univariate case. However, this defines different selection events for different significant effects, making it difficult to conduct joint conditional inference on all significant effects. We mention this event for completeness but do not consider it further in this paper.

## 7. Asymptotic properties

We now provide asymptotic counterparts to Theorem 1 and Theorem 2 with estimated covariance matrices, data-dependent thresholds and asymptotically Gaussian estimators of the treatment effects. We allow all population quantities to depend on the probability measure and prove asymptotic results that are uniform over sequences of probability measures.

For a sequence of classes of probability measures  $\mathcal{P}_n$ , we assume:

**Assumption 1** 1. (*Asymptotic normality*) Let  $BL_1$  denote the class of Lipschitz functions that are bounded by one in absolute value and have Lipschitz con-

stant bounded by one. Let  $\mathcal{V}_m$  denote the space of semi-definite and symmetric  $m \times m$  matrices. For  $P \in \mathcal{P}_n$ , there is  $\theta(P) \in \mathbb{R}^m$  and  $V(P) \in \mathcal{V}_m$  such that for  $\mathbf{v}(P) = (V_{1,1}(P), \dots, V_{m,m}(P))$ ,  $\Omega = \text{diag}^{-1/2}(\mathbf{v}(P))V(P)\text{diag}^{-1/2}(\mathbf{v}(P))$  and  $\xi_{\Omega(P)} \sim N(0, \Omega(P))$ , we have

$$\lim_{n \rightarrow \infty} \sup_{P \in \mathcal{P}_n} \sup_{f \in BL_1} \left| \mathbb{E}_P f \left( \text{diag}^{-1/2}(\mathbf{v}(P))(\hat{\theta} - \theta(P)) \right) - \mathbb{E} f(\xi_{\Omega(P)}) \right| = 0.$$

2. (Consistent variance estimation) For all  $\epsilon > 0$ , we have

$$\begin{aligned} \lim_{n \rightarrow \infty} \sup_{P \in \mathcal{P}_n} \max_{j=1, \dots, m} P(|\hat{\mathbf{v}}_j / \mathbf{v}_j(P) - 1| > \epsilon) &= 0 \quad \text{and} \\ \lim_{n \rightarrow \infty} \sup_{P \in \mathcal{P}_n} P \left( \left\| \hat{V} - V(P) \right\| > \epsilon \right) &= 0. \end{aligned}$$

3. (Consistent estimation of threshold function) There exist an upper bound  $C_{\bar{x}}$  and a mapping of  $P \in \mathcal{P}_n$  to bounded functions  $|\bar{x}(P)| \leq C_{\bar{x}}$  such that, for all  $\epsilon > 0$ ,

$$\lim_{n \rightarrow \infty} \sup_{P \in \mathcal{P}_n} \sup_{A \subset \{1, \dots, m\}} P \left( \left\| \hat{\bar{x}}(A) - \bar{x}(P)(A) \right\| > \epsilon \right) = 0.$$

Assumption 1.1 weakens the assumption that the treatment effect estimators are exactly Gaussian to uniform asymptotic Gaussianity (see, e.g., Kasy 2019). Assumptions 1.2 and 1.3 require the estimated variance-covariance matrix and the data-dependent threshold function to be uniformly consistent for their respective population counterparts.

The following theorem is an asymptotic counterpart to Theorem 1.

**Theorem 6 (Asymptotic median-unbiasedness)** *Under Assumption 1,*

$$\lim_{n \rightarrow \infty} \sup_{P \in \mathcal{P}_n} \left| P \left( \hat{\theta}_s^{ub} \leq \theta_s(P) \mid \hat{S} = S \right) - 0.5 \right| P(\hat{S} = S) = 0.$$

This result establishes that  $\hat{\theta}_s^{ub}$  is asymptotically median-unbiased for  $\theta_s$  uniformly over

$\mathcal{P}_n$  with the possible exception of sequences  $P_n \in \mathcal{P}_n$  along which  $P_n(\hat{S} = S)$  vanishes.

The uniformity of our result is important because it covers local-to-zero signal-to-noise ratios where effective treatments are not always detected in the limit. In such cases, selectivity cannot be ignored and conventional confidence intervals are not valid. Under conventional “pointwise” asymptotics, the  $t$ -statistics for effective treatments diverge and are therefore always detected in the limit. Theorem 5 suggests that in this case, our conditional confidence intervals converge to the conventional ones, and there is no need for conditional inference. Pointwise asymptotics are not reflective of typical finite sample settings where  $t$ -statistics are often quite small, even for effective treatments. Such settings are better approximated by uniform asymptotics.

The statement of Theorem 6 holds trivially when  $P(\hat{S} = S) = 0$ . By focusing on cases where  $P(\hat{S} = S)$  is positive, we ensure that we do not condition on an event with zero probability in the asymptotic limit. Similar assumptions are made in other applications of conditional inference (e.g. Andrews, Kitagawa, and McCloskey 2024).

The next result establishes that the conditional confidence interval  $\widehat{\text{CCI}}_\alpha(\theta_s | S)$  has an asymptotic conditional coverage probability of  $1 - \alpha$ .

**Theorem 7 (Asymptotic confidence set validity)** *Under Assumption 1,*

$$\lim_{n \rightarrow \infty} \sup_{P \in \mathcal{P}_n} \left| P \left( \theta_s(P) \in \widehat{\text{CCI}}_\alpha(\theta_s | S) \mid \hat{S} = S \right) - (1 - \alpha) \right| P(\hat{S} = S) = 0.$$

This result immediately implies the *unconditional* validity of our conditional confidence interval. For example, for the joint confidence set (3), it holds that

$$\lim_{n \rightarrow \infty} \sup_{P \in \mathcal{P}_n} P \left( (\theta(P))_{s \in \hat{S}} \in \bigtimes_{s \in \hat{S}} \widehat{\text{CCI}}_{\alpha/|\hat{S}|}(\theta_s | \hat{S}) \right) \geq 1 - \alpha.$$



## 8. Empirical application: Charitable giving

We illustrate our selective conditional inference methods by revisiting the field experiment conducted by Karlan and List (2007), which studies the effectiveness of matching grants on charitable giving. The experiment is also reanalyzed by List, Shaikh, and Xu (2019) using step-down multiple testing. We add to their analysis by inferring the effect sizes of the significant results. We focus on the binary treatment whether a potential donor was offered a matching grant and ignore heterogeneous characteristics of the matching grants. See Section 4 of List, Shaikh, and Xu (2019) for details on the different grants. We analyze different subgroups as an example of uncorrelated treatment effects estimators and multiple outcomes as an example of correlated treatment effects estimators.<sup>5</sup>

The details of the estimation procedures are given in Online Appendix A.1. To detect significant effects, we use three FWER-controlling procedures: the Bonferroni correction, the Holm procedure, and a bootstrap procedure based on Romano and Wolf (2005, henceforth RW2005). Our implementation of the RW2005 procedure is described in Online Appendix B.3. We set the nominal FWER to 10%. All reported confidence intervals use nominal coverage levels of 95%.

**Multiple subgroups** Karlan and List (2007) conduct a subgroup analysis by classifying participants according to the political leaning of their home county and state. A county or state is designated as “red” if George Bush won it in the 2004 presidential election and as “blue” otherwise. We consider four subgroups: blue counties in blue states, blue counties in red states, red counties in blue states, and red counties in red states. Effect size is measured in terms of the standard deviation of the response rate in the control group (=13%).

To detect significantly positive effects, we use the one-sided versions of the three

---

<sup>5</sup>In Online Appendix A.3, we consider an additional specification with forty-eight treatment effects corresponding to different treatments, outcomes, and subgroups.

Subgroup	Unconditional	Conditional		
		RW2005	Holm	Bonferroni
blue county in blue state	0.011 (-0.025, 0.048)	-	-	-
blue county in red state	0.053 (-0.004, 0.111)	-0.007 (-0.300, 0.094)	-0.018 (-0.354, 0.093)	-0.109 (-0.826, 0.082)
red county in blue state	-0.000 (-0.049, 0.049)	-	-	-
red county in red state	0.072 (0.031, 0.113)	0.072 (0.031, 0.107)	0.072 (0.031, 0.107)	0.071 (0.029, 0.107)

Table 1: Multiple subgroups (Specification from Table 2 in List, Shaikh, and Xu 2019). Effect size is measured in standard deviations. Confidence intervals (CI) are given in parentheses. Unconditional CI are Bonferroni-adjusted for the total number of subgroups (=4), conditional CI are adjusted for the number of significant effects (=2).

multiple testing procedures. All three step-down procedures detect two subgroups with significant effects: “blue county in a red state” and “red county in a red state” with estimated effect sizes of 0.053 and 0.074 standard deviations, respectively.

Our inference results conditional on the selection event  $\hat{S} = S$  are summarized in Table 1. The conditional confidence intervals are Bonferroni-adjusted for the number of significant effects (=2) as in equation (3). The unconditional intervals are adjusted for the total number of subgroups (=4).

Both unconditional and conditional confidence intervals reveal substantial uncertainty for the group “blue county in red state.” For this group, our inference does not pin down a range of possible effect sizes that is clearly above zero and, therefore, does not provide conclusive evidence of economic gains. The lower bound of the conditional confidence interval is equal to -0.3 standard deviations or less, and the median-unbiased effect size estimate is negative for all three multiple testing procedures.

For the group “red county in red state,” the effect size is statistically well separated from zero, and the bias correction is minor. The conditional confidence interval is narrower than the unconditional simultaneous interval, demonstrating possible power gains through conditional inference. These gains affect mainly the upper bound, leaving

the lower bound virtually unchanged. This asymmetric adjustment reflects the positive bias in positively selected significant effects.

**Multiple outcomes** List, Shaikh, and Xu (2019) also consider a specification without subgroups but with four outcome variables: the response rate, dollars given not including match, dollars given including match, and the change in the amount donated from the previous elicitation. For comparability, we measure effect size for all outcomes in terms of standard deviations.<sup>6</sup>

Now we use the two-sided versions of the three multiple testing procedures to detect non-zero effects. The signs of the effects for the different outcome variables are not obvious. For example, a matching grant may increase the amount the charity receives but decrease individual donations due to crowding out. The outcomes “Response rate” and “Dollars given incl match” are found to be significant by all three procedures. The RW2005 procedure detects an additional significant effect for “Dollars given not incl match.”

Our conditional inference results are summarized in Table 2. Under the selection event  $\hat{S} = S$ , our conditional inference post RW2005-selection carries out minor downward correction, consistent with positively selected significant effects. Inference after Holm and Bonferroni detection is more subtle, indicating a negative bias for the effect on “Dollars given incl match.” This outcome is positively correlated with the effect on “Dollars given not incl match,” which is insignificant. Test statistics and therefore significance depend on the true effect sizes and intrinsic randomness. Since the two outcomes are correlated, they share some of their randomness. To reconcile observing one effect as significant and the other as insignificant, the true effect for the significant effect should be larger than its unconditional estimate. The upward correction for the effect on “Dollars given incl

---

<sup>6</sup>For the response rate, this standard deviation is defined above and equal to 13%. For the other outcomes, we use \$8.18, the standard deviation of the amount donated in the control group.

Outcome	Unconditional	Conditional		
		RW2005	Holm	Bonferroni
<b>Conditional on <math>\hat{S} = S</math></b>				
Response rate	0.032 (0.010, 0.054)	0.016 (-0.001, 0.050)	0.150 (0.017, 0.667)	0.042 (-0.001, 0.115)
Dollars given not incl match	0.019 (-0.003, 0.041)	-0.004 (-0.019, 0.036)	-	-
Dollars given incl match	0.255 (0.211, 0.299)	0.216 (0.170, 0.292)	0.534 (0.242, 1.743)	0.286 (0.206, 0.449)
Amount change	0.774 (-2.908, 4.456)	-	-	-
<b>Conditional on <math>\hat{S} \supseteq S</math></b>				
Response rate	0.032 (0.010, 0.054)	0.016 (-0.001, 0.050)	0.029 (-0.000, 0.051)	0.028 (-0.001, 0.051)
Dollars given not incl match	0.019 (-0.003, 0.041)	-0.004 (-0.019, 0.036)	-	-
Dollars given incl match	0.255 (0.211, 0.299)	0.216 (0.170, 0.292)	0.254 (0.204, 0.294)	0.253 (0.200, 0.294)
Amount change	0.774 (-2.908, 4.456)	-	-	-

Table 2: Multiple treatments (Specification from Table 1 in List, Shaikh, and Xu 2019). Confidence intervals (CI) are given in parentheses.

match” is more pronounced for the Holm procedure than the Bonferroni procedure. This is because “Dollars given not incl match” is closer to the threshold of significance under the Holm procedure than under the Bonferroni procedure.<sup>7</sup>

Our explanation above for an upward correction relies on information revealed by an insignificant effect. This information is included in the selection event  $\hat{S} = S$  but not in  $\hat{S} \supseteq S$ . All bias corrections are downward when we condition on  $\hat{S} \supseteq S$ . The downward corrections behave differently from the corresponding correction in a univariate setting where a more powerful test is associated with a smaller positive bias. In our multivariate setting, we observe a steeper downward correction for the Holm procedure than for the Bonferroni procedure, even though the former is less powerful. This result arises because the Holm procedure provides a threshold closer to the  $t$ -statistic for “Dollars given not including match” than the Bonferroni procedure.

<sup>7</sup>The Bonferroni  $p$ -value for “Dollars given not incl match” is 20% and the Holm  $p$ -value is just above 10%.

## 9. Application: Mutual funds that outperform the market

Our second application concerns detecting mutual funds that outperform the market. This application illustrates that our methods can effectively manage selection events involving hundreds of hypotheses.

The multiple testing problem has attracted attention in the recent finance literature (Harvey, Liu, and Zhu 2016; Harvey, Liu, and Saretto 2020; Heath, Ringgenberg, Samadi, and Werner 2023). We aim to identify which mutual funds outperform the market (Giglio, Liao, and Xiu 2021). A mutual fund is considered to outperform the market if it has a positive “alpha.” Here, alpha represents the fund’s excess return that is not attributable to its exposure to systematic risk factors.

We examine the universe of “fixed income” mutual funds using the CRSP survivor-bias-free US mutual fund database available at Wharton Research Data Services (WRDS). Our study covers the period from the beginning of 2000 to April 2024. After eliminating funds with missing data, we are left with a sample of monthly returns for 371 funds.

We estimate the alpha of each fund using the Fama-French five-factor model (Fama and French 2015). Let  $R_{i,t}$  denote the excess return of fund  $i$  in month  $t$  over the risk-free rate proxied by the monthly 30-day T-bill beginning-of-month yield. The five factors consist of the CRSP NYSE/NASDAQ value-weighted market portfolio and four zero-investment factors mimicking portfolios for size, book-to-market, profitability, and investment. The excess returns for these factors are denoted by  $R_{m,t}$ ,  $R_{smb,t}$ ,  $R_{hml,t}$ ,  $R_{rmw,t}$ , and  $R_{cma,t}$ , respectively. The five-factor model decomposes the monthly excess return as

$$R_{i,t} = \alpha_i + b_i R_{m,t} + s_i R_{smb,t} + h_i R_{hml,t} + r_i R_{rmw,t} + c_i R_{cma,t} + \epsilon_{i,t}, \quad (5)$$

where  $b_i$ ,  $s_i$ ,  $h_i$ ,  $r_i$ , and  $c_i$  are the fund-specific factor loadings,  $\epsilon_{i,t}$  is an idiosyncratic error term, and  $\alpha_i$  is the fund’s alpha.

Fund Ticker	Unconditional	Conditional	
		Holm	BY
ACEIX	0.399 (0.134, 0.663)	0.397 (0.189, 0.568) [0.715]	0.397 (0.185, 0.568) [0.723]
AMECX	0.509 (0.197, 0.821)	0.495 (0.172, 0.708) [0.858]	0.491 (0.147, 0.708) [0.898]
FKINX	0.528 (0.084, 0.972)	0.477 (-0.148, 0.808) [1.080]	0.467 (-0.205, 0.807) [1.140]
NOIEX	0.481 (0.138, 0.824)	0.474 (0.171, 0.700) [0.770]	0.473 (0.161, 0.700) [0.785]
VWINX	0.435 (0.130, 0.740)	0.430 (0.169, 0.630) [0.756]	0.428 (0.152, 0.630) [0.783]

Table 3: Unconditional and conditional estimates for the alphas of selected mutual funds. Corresponding confidence intervals are given in parentheses ( $1 - \alpha = 0.9$ ). Unconditional intervals are Bonferroni-adjusted for the total number of funds (371), and conditional intervals are Bonferroni-adjusted for the number of selected funds (5). The ratios between the length of the conditional and unconditional confidence intervals are given in brackets.

Following Giglio, Liao, and Xiu (2021), we use multiple hypothesis testing to identify the funds with significantly positive alphas. These funds can be considered to outperform the market. We use the Holm (FWER control) and BY (FDR control) procedures, setting the nominal FWER and FDR levels to 10%. Both procedures detect five funds with significantly positive alphas (see Table 3).

We now quantify the margin by which they outperform the market. Given that we select a few outperformers (5) from a large pool of mutual funds (371), there is an obvious concern that the estimated alphas of the outperformers are positively selected. Our procedures can account for this issue and provide unbiased inference on the outperformers' alphas. Notably, our algorithm can handle the complex selection event resulting from testing all 371 alphas.

We choose  $\hat{S} \supseteq S$  as the selection event, conditioning only on finding the five outperformers but not on finding the alphas for the remaining funds insignificant. It is the

natural choice because, as discussed in Section 6, we do not economically interpret for which funds we find insignificant alphas.

Table 3 reports conditionally median-unbiased alphas for the outperformers and conditional confidence intervals. The table also reports the conventional (unconditional) estimates and confidence intervals for comparison. The nominal coverage level for all confidence levels is set to  $1 - \alpha = 0.9$ . The conventional confidence intervals are Bonferroni-corrected for the total number of funds ( $=371$ ), while the conditional confidence intervals are Bonferroni-corrected for the number of selected funds ( $=5$ ).

The median-unbiased estimates are only slightly smaller than their unconditional counterparts, suggesting that positive selection bias is empirically at most a minor concern in this application. The conditional confidence intervals are generally narrower than their unconditional counterparts, reflecting the benefit of carrying out less Bonferroni correction under conditional inference. For the outperforming funds, the ratios between the length of the Holm-based conditional confidence interval and its unconditional counterpart are 0.715, 0.858, 1.08, 0.77, and 0.756. The corresponding ratios for inference after BY-selection are very similar.

The conditional inference results indicate that some funds outperform the market by an economically significant margin. Note that identifying outperforming funds by testing the alphas against zero does not ensure that the alphas of the outperforming funds are economically significant. We determine economic significance from the lower bound of the joint conditional confidence intervals, which is 0.169 or higher for four out of the five outperforming funds, indicating their substantial excess returns.

## 10. Conclusion

In this paper, we have developed methods for conducting statistical inference following multiple hypothesis testing. Our proposed algorithm effectively handles cases where

numerous hypotheses are tested simultaneously. This scalability is essential because empirical studies can involve many statistical analyses, with only a few selected results receiving emphasis. Such selective reporting can occur even in studies with careful research designs and pre-registration or pre-analysis plans. A further complexity lies in determining the appropriate conditioning for selection: should we condition on the realization of all significant results or only on the event that specific results are selected? Our procedure accommodates various definitions of selection events.

While our primary focus is on inference after multiple hypothesis testing, our procedure can also be applied to conduct inference conditional on pre-test and placebo results. For instance, a pre-test is considered passed if the effects of one or more placebo outcomes are found to be insignificant. This type of test is commonly used, for example, when assessing parallel trends in a difference-in-differences design (Roth 2022). In the online appendix, we provide another example where property crime serves as a placebo outcome to test an empirical specification for estimating an effect on violent crime.

The current paper outlines several avenues for future research. First, alternative conditional inference procedures such as data carving (Fithian, Sun, and Taylor 2017) and selection with randomized response (Tian and Taylor 2018) can be considered. They have the advantage of addressing some limitations of the polyhedral method (Kivaranovic and Leeb 2021; Kivaranovic and Leeb 2024). However, unlike our approach, these procedures require modifications to the selection event and do not provide inference after implementing standard multiple-testing procedures. In particular, they cannot be used to correct for selection bias in existing studies that use standard tests to determine significance. Second, we have not examined the power properties of our procedure. It is interesting to consider if the discussion of optimal selective inferences in Fithian, Sun, and Taylor (2017) can be applied here. Lastly, an important question is how to address selective reporting of significant effects when the insignificant effects are



obscured. Examples include publication bias (Andrews and Kasy 2019) and selection among unknown specifications (Berk, Brown, Buja, Zhang, and Zhao 2013). These issues are beyond the scope of this paper and require a distinct approach. Our tools are designed to complement procedures for multiple hypothesis testing for which it is assumed that the complete set of estimated treatment effects is known.

## References

- Andrews, Isaiah and Maximilian Kasy (2019). “Identification of and correction for publication bias”. In: *American Economic Review* 109.8, pp. 2766–2794.
- Andrews, Isaiah, Toru Kitagawa, and Adam McCloskey (Feb. 2024). “Inference on Winners\*”. In: *The Quarterly Journal of Economics* 139.1, pp. 305–358.
- Bachoc, François, Hannes Leeb, and Benedikt M. Pötscher (2019). “Valid Confidence Intervals for Post-Model-Selection Predictors”. In: *Annals of Statistics* 47.3, pp. 1475–1504.
- Benjamini, Yoav (2010). “Simultaneous and selective inference: Current successes and future challenges”. In: *Biometrical Journal* 52.6, pp. 708–721.
- Benjamini, Yoav and Yosef Hochberg (1995). “Controlling the false discovery rate: a practical and powerful approach to multiple testing”. In: *Journal of the Royal statistical society: series B (Methodological)* 57.1, pp. 289–300.
- Benjamini, Yoav and Daniel Yekutieli (2001). “The control of the false discovery rate in multiple testing under dependency”. In: *Annals of Statistics*, pp. 1165–1188.
- (2005). “False discovery rate-adjusted multiple confidence intervals for selected parameters”. In: *Journal of the American Statistical Association* 100.469, pp. 71–81.
- Bentley and Ottmann (1979). “Algorithms for reporting and counting geometric intersections”. In: *IEEE Transactions on computers* 100.9, pp. 643–647.
- Berk, Richard, Lawrence Brown, Andreas Buja, Kai Zhang, and Linda Zhao (2013). “Valid Post-Selection Inference”. In: *Annals of Statistics* 41.2, pp. 802–837.

- Duy, Vo Nguyen Le and Ichiro Takeuchi (2023). “Exact statistical inference for the Wasserstein distance by selective inference”. In: *Annals of the Institute of Statistical Mathematics* 75.1, pp. 127–157.
- Fama, Eugene F. and Kenneth R. French (2015). “A five-factor asset pricing model”. In: *Journal of Financial Economics* 116.1, pp. 1–22.
- Fithian, William, Dennis Sun, and Jonathan Taylor (2017). *Optimal Inference After Model Selection*. arXiv:1410.2597 [math, stat].
- Giglio, Stefano, Yuan Liao, and Dacheng Xiu (2021). “Thousands of alpha tests”. In: *The Review of Financial Studies* 34.7, pp. 3456–3496.
- Goeman, Jelle J and Aldo Solari (2024). “On selection and conditioning in multiple testing and selective inference”. In: *Biometrika* 111.2, pp. 393–416.
- Harvey, Campbell R, Yan Liu, and Alessio Saretto (2020). “An evaluation of alternative multiple testing methods for finance applications”. In: *The Review of Asset Pricing Studies* 10.2, pp. 199–248.
- Harvey, Campbell R, Yan Liu, and Heqing Zhu (2016). “... and the cross-section of expected returns”. In: *The Review of Financial Studies* 29.1, pp. 5–68.
- Heath, Davidson, Matthew C Ringgenberg, Mehrdad Samadi, and Ingrid M Werner (2023). “Reusing natural experiments”. In: *The Journal of Finance* 78.4, pp. 2329–2364.
- Holm, Sture (1979). “A simple sequentially rejective multiple test procedure”. In: *Scandinavian journal of statistics*, pp. 65–70.
- Ioannidis, John PA, TD Stanley, Hristos Doucouliagos, et al. (2017). “The Power of Bias in Economics Research”. In: *Economic Journal* 127.605, pp. 236–265.
- Jewell, Sean, Paul Fearnhead, and Daniela Witten (2022). “Testing for a Change in Mean after Changepoint Detection”. In: *Journal of the Royal Statistical Society Series B: Statistical Methodology* 84.4, pp. 1082–1104.
- Karlan, Dean and John A List (2007). “Does price matter in charitable giving? Evidence from a large-scale natural field experiment”. In: *American Economic Review* 97.5, pp. 1774–1793.

- Kasy, Maximilian (2019). “Uniformity and the delta method”. In: *Journal of Econometric Methods* 8.1, p. 20180001.
- Kivaranovic, Danijel and Hannes Leeb (2021). “On the Length of Post-Model-Selection Confidence Intervals Conditional on Polyhedral Constraints”. In: *Journal of the American Statistical Association* 116.534, pp. 845–857.
- (2024). “A (tight) Upper Bound for the Length of Confidence Intervals with Conditional Coverage”. In: *Electronic Journal of Statistics* 18, pp. 1677–1701.
- Kvarven, Amanda, Eirik Strømmand, and Magnus Johannesson (2020). “Comparing meta-analyses and preregistered multiple-laboratory replication projects”. In: *Nature Human Behaviour* 4.4, pp. 423–434.
- Lee, Jason D., Dennis L. Sun, Yuekai Sun, and Jonathan E. Taylor (2016). “Exact post-selection inference, with application to the lasso”. In: *Annals of Statistics* 44.3, pp. 907–927.
- List, John A, Azeem M Shaikh, and Yang Xu (2019). “Multiple hypothesis testing in experimental economics”. In: *Experimental Economics* 22, pp. 773–793.
- Lockhart, Richard, Jonathan Taylor, Ryan J. Tibshirani, and Robert Tibshirani (2014). “A Significance Test for the Lasso”. In: *Annals of Statistics* 42.2, pp. 413–468.
- McCloskey, Adam (2024). “Hybrid confidence intervals for informative uniform asymptotic inference after model selection”. In: *Biometrika* 111.1, pp. 109–127.
- Romano, Joseph P and Michael Wolf (2005). “Stepwise multiple testing as formalized data snooping”. In: *Econometrica* 73.4, pp. 1237–1282.
- Rosenblatt, Murray (1952). “Remarks on a Multivariate Transformation”. In: *The Annals of Mathematical Statistics* 23.3, pp. 470–472.
- Roth, Jonathan (2022). “Pretest with caution: Event-study estimates after testing for parallel trends”. In: *American Economic Review: Insights* 4.3, pp. 305–322.
- Terada, Yoshikazu and Hidetoshi Shimodaira (2023). “Selective Inference after Feature Selection via Multiscale Bootstrap”. In: *Annals of the Institute of Statistical Mathematics* 75.1, pp. 99–125.

- Tian, Xiaoying and Jonathan Taylor (2018). “Selective Inference with a Randomized Response”. In: *Annals of Statistics* 46.2, pp. 679–710.
- Tibshirani, Ryan J., Jonathan Taylor, Richard Lockhart, and Robert Tibshirani (2016). “Exact Post-Selection Inference for Sequential Regression Procedures”. In: *Journal of the American Statistical Association* 111.514, pp. 600–620.
- Watanabe, Chihiro and Taiji Suzuki (2021). “Selective inference for latent block models”. In: *Electronic Journal of Statistics* 15.1, pp. 3137–3183.
- Zhang, Dongliang, Abbas Khalili, and Masoud Asgharian (2022). “Post-Model-Selection Inference in Linear Regression Models: An Integrated Review”. In: *Statistics Surveys* 16, pp. 86–136.
- Ziliak, Stephen T. and Deirdre N. McCloskey (2004). “Size matters: the standard error of regressions in the American Economic Review”. In: *Journal of Socio-Economics* 33.5, pp. 527–546.
- Zrnic, Tijana and William Fithian (2024). “Locally simultaneous inference”. In: *The Annals of Statistics* 52.3, pp. 1227–1253.

# Online Appendix for “Inference on effect size after multiple hypothesis testing”

Andreas Dzemski   Ryo Okui   Wenjie Wang

April 4, 2025

## Contents

<b>A. Empirical applications</b>	<b>2</b>
A.1. Implementing the difference-in-means estimator by regression . . . . .	2
A.2. Additional empirical application: Exposure to conflict and violent crime .	3
A.3. Additional results for application to charitable giving: Multiple treatments, outcomes and subgroups . . . . .	5
<b>B. Multiple hypothesis testing</b>	<b>12</b>
B.1. More step-down rules . . . . .	12
B.2. Step-up testing . . . . .	12
B.3. RW2005 step-down testing for clustered regression using the Wild bootstrap	14
<b>C. Algorithms for computing the conditional support</b>	<b>15</b>
C.1. Algorithmic improvements using initial bounds . . . . .	15
C.2. Two-sided rules . . . . .	16
C.3. Conditional support for a step-up rule . . . . .	16
C.4. Conditional support for alternative selection events . . . . .	17
<b>D. Additional theoretical results</b>	<b>18</b>
D.1. Properties of Rosenblatt transformation . . . . .	18
D.2. Alternative selection events . . . . .	19
<b>E. Mathematical proofs of results in the main text</b>	<b>20</b>
<b>F. Technical lemmas</b>	<b>30</b>

# Overview of Online Appendix

The appendix is organized into six sections. Appendix A presents an additional empirical example that examines the impact of exposure to conflict on violent crime. This section also includes further analyses related to the example in Section 8. Appendix B supplements the discussion of multiple testing protocols. In particular, Appendix B.1 gives an overview of different step-down methods, Appendix B.2 discusses step-up testing, and Appendix B.3 describes our implementation of the RW2005 step-down procedure. Appendix C details the algorithm used to compute selection events. Appendix D offers supplementary theoretical results, focusing on the properties of the Rosenblatt transformation and alternative definitions of the selection event. Appendix E contains the proofs of the theorems, while technical lemmas are provided in Appendix F.

## A. Empirical applications

Section A.1 describes how we implement the difference-in-means estimators by regression to obtain their estimated covariance matrix. In Section A.2, we revisit the study by Couttenier, Petrencu, Rohner, and Thoenig (2019). Section A.3 examines the situations with many hypotheses in the context of the empirical research by Karlan and List (2007).

### A.1. Implementing the difference-in-means estimator by regression

Here we discuss the estimation of treatment effects in our replication of the studies by Karlan and List (2007) and List, Shaikh, and Xu (2019) in Section 8 of the main text. We use their difference-in-means estimators but implement them by linear regression. This approach allows us to estimate all treatment effects simultaneously and to obtain the estimated variance-covariance matrix of the treatment effect estimators.

**Multiple subgroups** We use the same difference-in-means estimator as List, Shaikh, and Xu (2019) with the control group given by the participants not being offered a matching grant. It is implemented by linear regression. We label these subgroups as  $z = 1, \dots, 4$  and denote participant  $i$ 's subgroup as  $Z_i$ . The binary treatment  $D_i$  represents the random assignment to one of 36 possible matching grants, while the outcome  $Y_i$  indicates whether participant  $i$  donated (response rate). The difference-in-means estimator for subgroup  $z$  is given by an estimate of the coefficient  $\theta_z$  in the linear regression

$$Y_i = \sum_{z=1}^4 \alpha_z \mathbf{1}\{Z_i = z\} + \sum_{z=1}^4 \theta_z \mathbf{1}\{Z_i = z, D_i = 1\} + \epsilon_i,$$

where  $\epsilon_i$  is an error term. The lower-right  $4 \times 4$  block of the estimated variance-covariance matrix for the regression provides the estimate  $\hat{V}$  required by our conditional inference procedure.

**Multiple outcomes** We label the outcomes as  $k = 1, \dots, 4$  and denote the outcome for participant  $i$  as  $Y_{k,i}$ . The binary treatment  $D_i$  is defined in the same way as described previously. Implementing the difference-in-means estimator for multiple outcomes requires first reshaping the data such that each row corresponds to a unique combination of unit and outcome. Enumerate the rows in this format as  $j = 1, \dots, 4n$ . For a generic row  $j$  corresponding to unit  $i$  and outcome  $k$ , define the variables  $I_j = i$ ,  $K_j = k$ ,  $Y_j = Y_{k,i}$  and  $D_j = D_i$ . To obtain the estimated treatment effects, fit the regression

$$Y_j = \sum_{k=1}^4 \alpha_k \mathbf{1}\{K_j = k\} + \sum_{k=1}^4 \theta_k \mathbf{1}\{K_j = k, D_j = 1\} + \epsilon_j,$$

where  $\epsilon_j$  is an error term. The OLS estimate of  $\theta_k$  is the difference-in-means estimator for outcome  $k$ . We cluster at the unit level to ensure that the lower-right  $4 \times 4$  block of the variance-covariance matrix for the regression is a valid estimate of  $V$ .

## A.2. Additional empirical application: Exposure to conflict and violent crime

We consider an additional empirical application in which considering both insignificant and significant results is crucial in interpreting the results. This application is based on Couttenier, Petrencu, Rohner, and Thoenig (2019), who study the effect of childhood exposure to a violent conflict on violent crime. They use data on male asylum seekers in Switzerland and identify the effect of conflict exposure from variation in crime propensity between cohorts born before and after a conflict in their country of origin. Male asylum seekers are observed at an aggregated level with the unit of observation defined by the interaction of country of origin (denoted by subscript  $n$ ), year of birth (denoted by subscript  $a$ ), and year of observation (denoted by subscript  $t$ ).

The main empirical specification is

$$\text{CP}_{k,n,a,t} = \theta_k \text{kid}_{n,a,t} + \sum_{j \geq 13} \beta_{k,j} \text{expo}_{n,a,t,j} + \mathbf{FE}_{k,n,t} + \mathbf{FE}_{k,a} + \epsilon_{k,n,a,t}, \quad (6)$$

where  $\text{CP}_{k,n,a,t}$  is the propensity to commit a crime in category  $k$  for individuals from country  $n$  born in year  $a$  and observed in year  $t$ . The variable  $\text{kid}_{n,a,t}$  is a binary indicator for individuals exposed to violent conflict in their country of origin before age 13. The coefficient on this variable is the effect of childhood exposure to conflict on crime propensity. The variables,  $\text{expo}_{n,a,t,j}$ , control for conflict exposure at a later age  $j$ . Additional controls are given by fixed effects for age ( $\mathbf{FE}_{k,a}$ ) and fixed effects of country of origin and year of observation ( $\mathbf{FE}_{k,n,t}$ ). Finally,  $\epsilon_{k,n,a,t}$  is an error term.

The key finding presented in Couttenier, Petrencu, Rohner, and Thoenig (2019) is derived from both insignificant and significant results. They argue that their estimation results provide evidence for conflict exposure as a causal mechanism that perpetuates violence. This interpretation rests on finding an effect on violent crimes but not other crime categories (Couttenier, Petrencu, Rohner, and Thoenig 2019, p4398). Passing this

placebo test is a key part of their analysis that leads them to conclude in their abstract that

[...] cohorts exposed to civil conflict/mass killings during childhood are 35 percent more prone to violent crime than the average cohort.

The estimated effect of a 35% increase is potentially subject to bias from multiple hypothesis testing due to carrying out a placebo test. We provide unbiased inference by conditioning on observing  $\hat{S} = S$ , i.e., we condition on both significance and insignificance. This conditioning corresponds to passing the placebo test (observing an insignificant effect on property crimes) and then finding a significant effect on the primary outcome (violent crime).

We consider three procedures to test the significance of the two outcomes. The first procedure is to conduct two consecutive  $t$ -tests. This approach fits into our framework<sup>8</sup> but is not a valid multiple-hypothesis testing procedure to control the overall size. However, it has good power for detecting a potential placebo effect, which may be the primary concern in practice. In addition to the consecutive  $t$ -tests, we consider the Holm and RW2005 procedures.

We set the nominal size of the consecutive  $t$ -tests to 10% and the FWER level of the Holm and RW2005 procedures to 10%. We carry out both one-sided and two-sided tests. For simplicity, we choose the same type of hypothesis for both outcomes.<sup>9</sup>

To implement our approach, we must obtain an estimate  $\hat{V}$  of the variance-covariance matrix of the estimated treatment effects. We accomplish this by estimating the fixed-effect regression (6) simultaneously for both outcomes by interacting the right-hand side with the indicator variable for the different outcomes, similar to the approach used for the specification with multiple outcomes described in Section A.1 above. Following Couttenier, Petrencu, Rohner, and Thoenig (2019), we cluster the standard errors by country of origin.

Our inferential results are summarized in Table A.1 where we express the effect sizes as a percentage of the corresponding population average to facilitate comparison with the reported 35% increase. Regardless of the choice of step-down test, we find the effect on violent crimes to be significant and the effect on property crimes to be insignificant, confirming the finding of Couttenier, Petrencu, Rohner, and Thoenig (2019, Table 5a and Table 6).

For one-sided testing, the conditionally median-unbiased estimator proposes an upward correction of the estimated effect on violent crimes. For two-sided testing, the bias correction is downward. The magnitude of the bias correction depends on the specific testing procedure but is generally moderate compared to the error margins.

For all testing procedures, conditional confidence intervals are wider than their unconditional counterparts and do not allow us to bound the effect size away from zero. This result is not surprising since unconditional inference ignores statistical uncertainty

---

<sup>8</sup>The two  $t$ -tests can be seen as a step-down rule with invariant thresholds.

<sup>9</sup>Alternatively, one would use a one-sided test for the main outcome and a two-sided test for the placebo outcome. It is straightforward to extend our framework to accommodate this.



	Violent Crime			Property Crime	
	uncond	signif	cond	uncond	signif
<b>1-sided</b>					
T-test	0.35 (0.06, 0.64)	✓	0.47 (-0.05, 1.19)	0.15 (-0.17, 0.47)	✗
Holm	0.35 (0.06, 0.64)	✓	0.42 (-0.24, 1.19)	0.15 (-0.17, 0.47)	✗
RW2005	0.35 (0.06, 0.64)	✓	0.41 (-0.10, 1.02)	0.15 (-0.17, 0.47)	✗
<b>2-sided</b>					
T-test	0.35 (0.06, 0.64)	✓	0.31 (-0.26, 0.79)	0.15 (-0.17, 0.47)	✗
Holm	0.35 (0.06, 0.64)	✓	0.18 (-0.68, 0.76)	0.15 (-0.17, 0.47)	✗
RW2005	0.35 (0.06, 0.64)	✓	0.27 (-0.34, 0.74)	0.15 (-0.17, 0.47)	✗

Table A.1: Estimated effects of childhood exposure to conflict on violent and property crimes. The first column gives the tested null hypothesis and choice of step-down procedure. “T-test” refers to the procedure that performs two consecutive univariate  $t$ -tests. Columns labeled “uncond” give unconditional point estimates and confidence intervals in parentheses. Columns labeled “cond” give conditionally median-unbiased point estimates and conditional confidence intervals in parentheses. The nominal level for all confidence intervals is 10%. “signif” indicates the significance of the outcome under the given multiple testing procedure.

arising from placebo testing and establishing the significance of the main effect. We do not interpret this observation as casting doubt on the conclusions in Couttenier, Petrencu, Rohner, and Thoenig (2019), but rather as reflecting a broader issue of power considerations in empirical research, not reflecting sources of uncertainty ignored by the state-of-the-art approach to statistical inference.

### A.3. Additional results for application to charitable giving: Multiple treatments, outcomes and subgroups

List, Shaikh, and Xu (2019) study a specification with multiple treatments, outcomes, and subgroups. In addition to the four subgroups from Section 8 and the outcomes from Section 8, they define three treatments corresponding to the randomized matching ratios 1:1, 1:2, and 1:3. This gives rise to 48 treatment effects corresponding to the unique combinations of matching ratio, outcome, and subgroup.

The step-up procedure of Benjamini and Yekutieli (2001, henceforth BY2001) controls the False Discovery Rate (FDR). It offers a weaker coverage guarantee than FWER control but may be potentially more powerful. We apply the BY2001 and RW2005 procedures to conduct two-sided significance testing. We set the nominal FDR level to 10% for the BY2001 procedure and the FWER level to 10% for the RW2005 procedure.

The BY2001 procedure detects 12 significant effects, while the RW2005 procedure detects 15. To ensure that our comparison of the conditional confidence sets is not affected

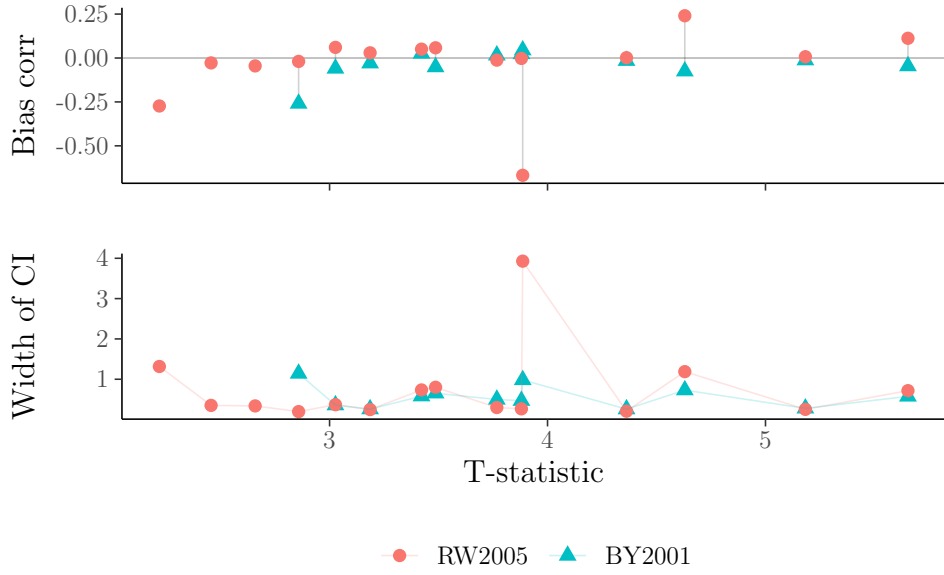


Figure A.1: Comparison of RW2005 procedure and BY2001 for selection among 48 effects, conditional on the  $\hat{S} = S$  event. The upper panel gives the bias correction calculated as the difference between the conditional and unconditional point estimate. The lower panel shows the width of the conditional confidence interval.

by the different number of selected effects, we report univariate confidence intervals without Bonferroni adjustment. Table A.2 below gives full selection and conditional inference results. Here, we focus on the results for inference conditional on the event  $\hat{S} = S$  in more detail.

Figure A.1 plots the bias correction and the width of the conditional confidence intervals for the significant effects against the absolute value of their  $t$ -statistics. The bias correction is calculated as the difference between the conditional and unconditional point estimates. The figure shows a positive correlation between the amount of bias correction and the width of the conditional confidence interval. The following observation explains this correlation. Both bias and confidence interval reflect a deviation from Gaussianity in the conditional distribution. This deviation becomes more pronounced the closer the observed effects are to the boundary of the selection event. In a relevant sense, what effects are “close to the boundary” is not immediately obvious and depends on the correlation structure of the estimated effects. For example, our procedure proposes a substantial downward correction for the outcome “Dollars given including match” for individuals in the subgroup “blue county in red state” facing the 3:1 matching ratio, even though this effect is estimated with a relatively large  $t$ -statistic of 3.89. The smaller  $t$ -statistics explain the bias correction for the highly correlated outcomes “Dollars given not including match” ( $t$ -statistic of 1.69) and “response rate” ( $t$ -statistic of 2.22).

Figure A.1 also reveals that conditional inference on the significant effects is sensitive to the choice of multiple-testing procedure. For some effects, the bias correction after the BY2005 selection has the opposite sign of the bias correction after the RW2005 selection. Here, the two multiple-testing procedures detect different sets of significant effects. Even

if two procedures detect the same set of significant effects, conditional inference will depend on the specific procedure used for selection.

Table A.2: Inference after multiple hypothesis testing for Table 5 in List, Shaikh, and Xu (2019) based on two-sided testing and the BY2001 or the RW2005 procedures. For conditional inference, the point estimate is the conditionally median-unbiased estimator, and the 90% conditional confidence interval is given in parentheses. The column labeled “Uncond” gives the conventional point estimator and confidence interval.

Outcome	Subgroup	Treatment	Uncond	Conditional on $\hat{S} = S$			Conditional on $\hat{S} \supseteq S$		
				BY2001	RW2005	BY2001	BY2001	RW2005	RW2005
Amount change	blue county in blue state	1:1 vs. control	-6.38 (-25.42, 12.66)	-	-	-	-	-	-
Amount change	blue county in blue state	2:1 vs. control	-0.06 (-0.46, 0.34)	-	-	-	-	-	-
Amount change	blue county in blue state	3:1 vs. control	0.14 (-0.24, 0.52)	-	-	-	-	-	-
Amount change	blue county in red state	1:1 vs. control	11.29 (-23.62, 46.20)	-	-	-	-	-	-
Amount change	blue county in red state	2:1 vs. control	11.46 (-23.45, 46.37)	-	-	-	-	-	-
Amount change	blue county in red state	3:1 vs. control	11.53 (-23.38, 46.44)	-	-	-	-	-	-
Amount change	red county in blue state	1:1 vs. control	0.11 (-0.35, 0.58)	-	-	-	-	-	-
Amount change	red county in blue state	2:1 vs. control	-0.04 (-0.54, 0.47)	-	-	-	-	-	-
Amount change	red county in blue state	3:1 vs. control	0.06 (-0.40, 0.52)	-	-	-	-	-	-
Amount change	red county in red state	1:1 vs. control	0.22 (-0.24, 0.68)	-	-	-	-	-	-
Amount change	red county in red state	2:1 vs. control	0.07 (-0.38, 0.51)	-	-	-	-	-	-
Amount change	red county in red state	3:1 vs. control	-0.01 (-0.51, 0.49)	-	-	-	-	-	-
Dollars given incl match	blue county in blue state	1:1 vs. control	0.09 (-0.01, 0.20)	-0.16 (-1.04, 0.11)	0.08 (-0.05, 0.15)	0.00 (-0.01, 0.11)	0.08 (-0.00, 0.15)	0.08 (-0.00, 0.15)	0.08 (-0.00, 0.15)

*continued on the next page...*

Outcome	Subgroup	Treatment	Uncond	Conditional on $\hat{S} = S$		Conditional on $\hat{S} \supseteq S$	
				BY2001	RW2005	BY2001	RW2005
Dollars given incl match	blue county in blue state	2:1 vs. control	0.23 (0.07, 0.40)	0.22 (0.07, 0.32)	0.23 (0.13, 0.34)	0.22 (0.07, 0.32)	0.23 (0.13, 0.32)
Dollars given incl match	blue county in blue state	3:1 vs. control	0.32 (0.13, 0.50)	0.30 (0.15, 0.42)	0.32 (0.21, 0.46)	0.30 (0.15, 0.41)	0.32 (0.21, 0.42)
Dollars given incl match	blue county in red state	1:1 vs. control	0.10 (-0.06, 0.27)	-	-	-	-
Dollars given incl match	blue county in red state	2:1 vs. control	0.35 (0.04, 0.65)	0.29 (-0.08, 0.57)	0.40 (0.05, 0.85)	0.28 (0.01, 0.50)	0.32 (0.04, 0.50)
Dollars given incl match	blue county in red state	3:1 vs. control	0.56 (0.12, 1.00)	0.60 (0.15, 1.13)	-0.11 (-2.63, 1.30)	0.53 (0.14, 0.79)	0.11 (0.04, 0.66)
Dollars given incl match	red county in blue state	1:1 vs. control	0.12 (-0.02, 0.26)	-	0.08 (-0.14, 0.20)	-	0.08 (-0.01, 0.19)
Dollars given incl match	red county in blue state	2:1 vs. control	0.26 (0.05, 0.47)	0.28 (0.07, 0.54)	0.26 (0.12, 0.39)	0.24 (0.07, 0.37)	0.26 (0.12, 0.37)
Dollars given incl match	red county in blue state	3:1 vs. control	0.26 (0.05, 0.48)	0.28 (0.04, 0.54)	0.25 (0.08, 0.38)	0.24 (0.04, 0.38)	0.26 (0.11, 0.38)
Dollars given incl match	red county in red state	1:1 vs. control	0.18 (0.02, 0.35)	0.21 (-0.06, 0.52)	0.23 (-0.10, 0.64)	0.15 (-0.07, 0.27)	0.13 (-0.04, 0.26)
Dollars given incl match	red county in red state	2:1 vs. control	0.31 (0.10, 0.52)	0.23 (-0.19, 0.54)	0.55 (0.21, 1.40)	0.21 (-0.19, 0.40)	0.30 (0.15, 0.42)
Dollars given incl match	red county in red state	3:1 vs. control	0.40 (0.18, 0.61)	0.35 (0.03, 0.60)	0.51 (0.26, 0.98)	0.34 (0.03, 0.50)	0.39 (0.23, 0.51)
Dollars given not incl match	blue county in blue state	1:1 vs. control	-0.00 (-0.06, 0.06)	-	-	-	-
Dollars given not incl match	blue county in blue state	2:1 vs. control	0.01 (-0.06, 0.07)	-	-	-	-
Dollars given not incl match	blue county in blue state	3:1 vs. control	0.00 (-0.06, 0.06)	-	-	-	-
Dollars given not incl match	blue county in red state	1:1 vs. control	0.00 (-0.09, 0.10)	-	-	-	-
Dollars given not incl match	blue county in red state	2:1 vs. control	0.05 (-0.07, 0.17)	-	-	-	-

continued on the next page...

Outcome	Subgroup	Treatment	Uncond	Conditional on $\hat{S} = S$		Conditional on $\hat{S} \supseteq S$	
				BY2001	RW2005	BY2001	RW2005
Dollars given not incl match	blue county in red state	3:1 vs. control	0.07 (-0.06, 0.20)	-	-	-	-
Dollars given not incl match	red county in blue state	1:1 vs. control	-0.00 (-0.09, 0.09)	-	-	-	-
Dollars given not incl match	red county in blue state	2:1 vs. control	0.00 (-0.08, 0.09)	-	-	-	-
Dollars given not incl match	red county in blue state	3:1 vs. control	-0.03 (-0.10, 0.05)	-	-	-	-
Dollars given not incl match	red county in red state	1:1 vs. control	0.05 (-0.04, 0.14)	-	-	-	-
Dollars given not incl match	red county in red state	2:1 vs. control	0.05 (-0.03, 0.13)	-	-	-	-
Dollars given not incl match	red county in red state	3:1 vs. control	0.04 (-0.03, 0.11)	-	-	-	-
Response rate	blue county in blue state	1:1 vs. control	0.00 (-0.06, 0.07)	-	-	-	-
Response rate	blue county in blue state	2:1 vs. control	0.01 (-0.06, 0.07)	-	-	-	-
Response rate	blue county in blue state	3:1 vs. control	0.03 (-0.04, 0.09)	-	-	-	-
Response rate	blue county in red state	1:1 vs. control	0.02 (-0.08, 0.12)	-	-	-	-
Response rate	blue county in red state	2:1 vs. control	0.06 (-0.05, 0.17)	-	-	-	-
Response rate	blue county in red state	3:1 vs. control	0.08 (-0.03, 0.19)	-	-0.19 (-1.12, 0.19)	-	-0.08 (-0.09, 0.09)
Response rate	red county in blue state	1:1 vs. control	0.00 (-0.08, 0.09)	-	-	-	-
Response rate	red county in blue state	2:1 vs. control	0.02 (-0.07, 0.11)	-	-	-	-
Response rate	red county in blue state	3:1 vs. control	-0.02 (-0.11, 0.06)	-	-	-	-

*continued on the next page...*

Outcome	Subgroup	Treatment	Uncond	Conditional on $\hat{S} = S$		Conditional on $\hat{S} \supseteq S$	
				BY2001	RW2005	BY2001	RW2005
Response rate	red county in red state	1:1 vs. control	0.06 (-0.02, 0.13)	-	0.03 (-0.16, 0.19)	-	0.01 (-0.14, 0.09)
Response rate	red county in red state	2:1 vs. control	0.08 (-0.00, 0.15)	0.02 (-0.22, 0.14)	0.14 (0.00, 0.37)	0.01 (-0.22, 0.10)	0.07 (-0.01, 0.12)
Response rate	red county in red state	3:1 vs. control	0.08 (0.00, 0.16)	0.05 (-0.10, 0.16)	0.11 (0.01, 0.26)	0.05 (-0.10, 0.12)	0.07 (0.00, 0.12)

## B. Multiple hypothesis testing

This appendix offers additional discussions on multiple hypothesis testing procedures. Specifically, we address step-down rules not covered in the main text, step-up testing methods, and the implementation details of the procedure by Romano and Wolf (2005, RW2005).

### B.1. More step-down rules

The table below contains a list of some well-known step-down rules.

$\alpha_j$	Step-down rule	Controls
$\frac{\alpha}{m}$	Bonferroni correction	FWER
$1 - (1 - \alpha)^{1/m}$	Šidák correction (Šidák 1967)	FWER
$\frac{\alpha}{m+1-j}$	Bonferroni-Holm correction (Holm 1979)	FWER
$1 - (1 - \alpha)^{\frac{1}{m+1-j}}$	Šidák-Holm correction	FWER
$\frac{(\lfloor \gamma j \rfloor + 1)\alpha}{m + \lfloor \gamma j \rfloor + 1 - j}$	FDP control (Lehmann and Romano 2005)	probability FDP $> \gamma$

Table B.3: Step-down rules with thresholds  $\bar{x}_j = \Phi^{-1}(1 - \alpha_j)$ . FDP denotes the False Discovery Proportion, that is, the proportion of false discoveries among the significant effects.

### B.2. Step-up testing

Two of the most commonly used step-up procedures are the procedures in Benjamini and Hochberg (1995) and Benjamini and Yekutieli (2001). These procedures control the false discovery rate (FDR), which is defined as the expected proportion of false positives among the significant effects. Under two-sided testing, the FDR is controlled at level  $q$  if

$$\text{FDR} = \mathbb{E} \left[ |\hat{S} \cap \{h : \theta_h = 0\}| / |\hat{S}| \right] \leq q.$$

The definition of the FDR for one-sided testing is obtained by replacing  $\{h : \theta_h = 0\}$  with  $\{h : \theta_h \leq 0\}$  in the previous display.

Step-up rules determine the set  $\hat{S}^c$  of insignificant treatment effects. The significant effects are then given by  $\hat{S} = (\hat{S}^c)^c = \{1, \dots, m\} \setminus \hat{S}^c$ . A one-sided step-up rule compares increasing thresholds with the descending ordering of test statistics. Let increasing thresholds be denoted by

$$\bar{x}_1 \leq \bar{x}_2 \leq \dots \leq \bar{x}_m.$$

For example, for the procedure in Benjamini and Hochberg (1995), we set

$$\bar{x}_j = \Phi^{-1} \left( 1 - \frac{m - j + 1}{m} q \right),$$



where  $q$  is a user-defined parameter that gives the nominal false discovery rate (FDR). For the procedure in Benjamini and Yekutieli (2001) we set

$$\bar{x}_j = \Phi^{-1} \left( 1 - \frac{m - j + 1}{mC_m} q \right),$$

where  $C_m = \sum_{i=1}^m 1/i \approx 1/2 + \log m$ . Let  $(\cdot, j)$  denote the data-dependent index of the  $j$ th-smallest test statistic, i.e.,

$$X_{(\cdot, 1)} \leq X_{(\cdot, 2)} \leq \cdots \leq X_{(\cdot, m)}.$$

A one-sided step-up rule proceeds as follows:

---

**Algorithm 3: Step-up testing**

---

- (A) Initialize the set of insignificant effects  $\hat{S}^c \leftarrow \emptyset$  and the step counter  $j \leftarrow 1$ .
  - (B) If  $j = m$  or if  $X_{(\cdot, j)} \geq \bar{x}_j$  then exit the algorithm and return the significant treatment effects  $\hat{S} = (\hat{S}^c)^c$ . Otherwise, add  $j$  to  $\hat{S}^c$ .
  - (C) Increment the step counter  $j \leftarrow j + 1$  and go to Step B.
- 

A one-sided step-up rule can be turned into a two-sided step-up rule with replacing the test statistics  $X_h$  by their absolute values and adjusting the threshold function.

We now provide a counterpart of Lemma 1 for step-up testing.

**Lemma B.1** *For realized test statistics  $X = x$ , Algorithm 3 selects  $\hat{S} = S$  if and only if, for all  $h \in S$ ,*

$$x_h \geq \bar{x}_{m-|S|+1}$$

*and either  $S^c = \emptyset$  or, for all  $h \notin S$ ,*

$$x_h < \bar{x}_{\sigma(h)}.$$

**PROOF** The proof is analogous to the proof of Lemma 1. We give it for completeness. The only if part follows by taking  $\sigma = \tilde{\sigma}$  such that  $\tilde{\sigma}^{-1}(j) = (\cdot, j)$  for  $j = 1, \dots, |S^c|$ . To prove the if part, we suppose that the sufficient condition holds for some  $\sigma_1 \in \mathcal{E}(S^c)$  and construct a finite sequence of permutations  $\sigma_1, \dots, \sigma_N = \tilde{\sigma}$  with the property that  $\sigma_{n+1}$  satisfies the sufficient condition if  $\sigma_n$  does. Consider two permutations  $\sigma_n$  and  $\sigma_{n+1}$  that are identical up to a neighbor swap, i.e.; there is  $j \in \{1, \dots, |S^c| - 1\}$  and  $h, h' \in S^c$  such that  $h = \sigma_n^{-1}(j) = \sigma_{n+1}^{-1}(j+1)$  and  $h' = \sigma_n^{-1}(j+1) = \sigma_{n+1}^{-1}(j)$ , and  $\sigma_n^{-1}(i) = \sigma_{n+1}^{-1}(i)$  for all  $i \in \{1, \dots, |S^c|\} \setminus \{j, j+1\}$ . Moreover, suppose that under  $\sigma_n$ , the neighbors are ordered in descending order, i.e.,  $x_h > x_{h'}$ . If  $\sigma_n$  satisfies the sufficient condition, so does

$\sigma_{n+1}$ . To prove this, we have to verify the two conditions

$$x_h < \bar{x}_{\sigma_{n+1}(h)} \quad \text{and} \quad x_{h'} < \bar{x}_{\sigma_{n+1}(h')}.$$

These conditions are verified by noting that

$$x_h < \bar{x}_{\sigma_n(h)} = \bar{x}_j \leq \bar{x}_{j+1} = \bar{x}_{\sigma_{n+1}(h)} \quad \text{and} \quad x_{h'} < x_h < \bar{x}_{\sigma_n(h)} = \bar{x}_j = \bar{x}_{\sigma_{n+1}(h')}.$$

### B.3. RW2005 step-down testing for clustered regression using the Wild bootstrap

We discuss the implementation details of the RW2005 procedure with the Wild bootstrap to account for the clustered correlation structure. It is used in the analysis of multiple outcomes in Section 8.

Consider the regression model

$$Y_{k,i} = \alpha_k \mathbf{x}_{1,k,i} + \theta_j \mathbf{x}_{2,k,i} + \epsilon_{k,i},$$

where  $i = 1, \dots, n$  is a unit index and  $k = 1, \dots, K$  is an outcome index,  $Y_{k,i}$  is an observed outcome variable and  $\mathbf{x}_{k,i} = (\mathbf{x}'_{1,k,i}, \mathbf{x}'_{2,k,i})'$  is a vector of observed covariates, and  $\epsilon_{k,i}$  is an error term. The coefficient vector  $\theta = (\theta'_1, \dots, \theta'_K)'$  is a vector of effects of interest (treatment effects) and has length  $m = \sum_{k=1}^K \dim(\mathbf{x}_k)$ , where  $\dim(\mathbf{x}_k)$  is the length of the covariate vector  $\mathbf{x}_k$ .

For one-sided significant testing, we want to reject hypotheses

$$H_{0,h} : \theta_h \leq 0$$

for  $h = 1, \dots, m$ . For two-sided testing, we want to reject hypotheses

$$H_{0,h} : \theta_h = 0$$

for  $h = 1, \dots, m$ .

We use the Wild bootstrap. The fitted model is given by

$$Y_{k,i} = \hat{\alpha}_k \mathbf{x}_{1,k,i} + \hat{\theta}_k \mathbf{x}_{2,k,i} + \hat{\epsilon}_{k,i}.$$

The bootstrapped outcomes are given by

$$Y_{k,i}^* = \hat{\alpha}_k \mathbf{x}_{1,k,i} + W_i \hat{\epsilon}_{k,i},$$

where  $W_i$  is a random variable that is independent of  $\hat{\epsilon}_{k,i}$  and has mean zero and variance one. For example,  $W_i$  can have a Rademacher distribution, i.e., take the value 1 with probability 1/2 and the value  $-1$  with probability 1/2. To obtain a bootstrapped estimate  $\theta^*$  of  $\theta$ , we re-estimate the regression on a bootstrapped sample that replaces the observed outcomes  $Y_{i,k}$  by the bootstrapped outcomes  $Y_{i,k}^*$ . This process also yields a vector of corresponding bootstrapped standard errors  $s^*$ . Repeating this procedure for  $B$  bootstrap

samples yields  $B$  bootstrapped estimates  $\theta_1^*, \dots, \theta_B^*$  and bootstrapped standard errors  $s_1^*, \dots, s_B^*$ .

For subsets  $A \subseteq \{1, \dots, m\}$  and a nominal FWER of  $\beta$ , define the threshold function for one-sided testing as

$$\bar{x}(A) = \inf \left\{ t \in \mathbb{R} : \frac{1}{B} \sum_{b=1}^B \mathbf{1} \left( \max_{a \in A} \theta_{b,a}^* / s_{b,a}^* \leq t \right) \geq 1 - \beta \right\}.$$

A corresponding threshold function for two-sided testing is defined by replacing  $\theta_{b,a}^*$  in the definition above with its absolute value.

## C. Algorithms for computing the conditional support

### C.1. Algorithmic improvements using initial bounds

Here we discuss refinements of the algorithms for computing the conditional support  $\mathcal{X}_s(z, S)$  for one-sided step-down rules and the selection event  $\hat{S} = S$ . We let  $a_h = \Omega_{h,s}$  and  $b_h = z_h$ .

For  $x_s \in \mathcal{X}_s(z, S)$ , we require

$$a_h x_s + b_h \leq \bar{x}(S^c)$$

for all  $h \notin S$ . This condition is equivalent to  $x_s \in [\ell_{\min}, u_{\max}]$ , where

$$\ell_{\min} = \max_{h \notin S, a_h < 0} \frac{\bar{x}(S^c) - b_h}{a_h} \quad \text{and} \quad u_{\max} = \min_{h \notin S, a_h > 0} \frac{\bar{x}(S^c) - b_h}{a_h},$$

where we use the convention that  $\max \emptyset = -\infty$  and  $\min \emptyset = \infty$ . We can then restrict the search for the conditional support to the initial interval  $[\ell_{\min}, u_{\max}]$ . Moreover, the initial bounds already impose all required restrictions on  $h \notin S$ , and we only have to check the restrictions imposed by the selection event for  $h \in S$ . To find intersections of  $\{\mathbf{x}_{z,h}(x_s)\}_{h \in S}$ , we can use the Bentley-Ottmann algorithm (Bentley and Ottmann 1979) that finds all intersections in  $\mathcal{O}(\tilde{n}_I \log |S|)$  time, where  $\tilde{n}_I$  now the number of intersections within  $[\ell_{\min}, u_{\max}]$ . Since  $h \notin S$  can be ignored, processing any of the  $\tilde{n}_I + 1$  intervals separated by the points of intersection takes  $\mathcal{O}(|S| \log |S|)$  time. The total time complexity is therefore  $\mathcal{O}(\tilde{n}_I |S| \log |S|)$  with  $\tilde{n}_I \leq |S|(|S| - 1)/2$ .

The initial bounds can be further refined by considering a necessary (but not sufficient) condition for  $h \in S$ . Let

$$\bar{x}_{\text{crit}} = \min_{h \in S} \bar{x}(\{h\} \cup S^c).$$

For example, in the case of a one-sided Holm rule, we have  $\bar{x}_{\text{crit}} = \Phi^{-1}(1 - \alpha/(m - |S| + 1))$ .

For all  $h \in S$ , we require

$$a_h x_s + b_h \geq \bar{x}_{\text{crit}}.$$

This implies the improved initial bounds

$$\begin{aligned} \ell_{\min} &= \max \left\{ \frac{\bar{x}(S^c) - b_h}{a_h} : h \notin S, a_h < 0, \frac{\bar{x}_{\text{crit}} - b_h}{a_h} : h \in S, a_h > 0 \right\} \\ u_{\max} &= \min \left\{ \frac{\bar{x}(S^c) - b_h}{a_h} : h \notin S, a_h > 0, \frac{\bar{x}_{\text{crit}} - b_h}{a_h} : h \in S, a_h < 0 \right\}. \end{aligned}$$

## C.2. Two-sided rules

For a two-sided step-down rule,  $x_s \in \mathcal{X}_s(z, S)$  if and only if

$$|a_h x_s + b_h| \leq \bar{x}(S^c)$$

for all  $h \notin S$  and

$$|a_h x_s + b_h| \geq \bar{x}(\{\sigma^{-1}(\{\sigma(h), \dots, |S|\}) \cup S^c\})$$

for all  $h \in S$ . We now show how to adapt our algorithm to check the first condition. The modification required to check the second condition is similar.

The first condition is equivalent to

$$\begin{cases} a_h x_s + b_h \leq \bar{x}(S^c) & \text{if } a_h x_s + b_h \geq 0 \\ a_h x_s + b_h \geq -\bar{x}(S^c) & \text{if } a_h x_s + b_h < 0 \end{cases}$$

Our algorithm has to check this condition on intervals  $I$  where the sign of  $a_h x_s + b_h$  may be ambiguous. The intervals  $I$  are defined by the intersection points of the elements of  $\mathbf{x}_z(x_s)$  with each other. We now add the intersection points of any element of  $\mathbf{x}_z(x_s)$  with the horizontal axis as additional points that separate intervals  $I$  then the sign of  $a_h x_s + b_h$  is unambiguous within each interval  $I$ . For each  $I$ , checking the condition is now equivalent to checking an inequality for a linear function of  $x_s$ . This check can be implemented as before.

## C.3. Conditional support for a step-up rule

For a one-sided step-up rule, and  $\sigma \in \mathcal{E}(S^c)$  let

$$\bar{x}_{\sigma, h} = \begin{cases} \bar{x}_{\sigma(h)} & \text{if } h \notin S \\ \bar{x}_{m-|S|+1} & \text{if } h \in S. \end{cases}$$

We define search intervals  $I$  in the same way as we do for one-sided step-down rules. On interval  $I$ , it suffices to consider the permutation  $\sigma_I^*$  that orders the elements of  $\mathbf{x}_z(x_s)$

in ascending order and  $x_s \in \mathcal{X}_s(z, S)$  if and only if

$$a_h x_s + b_h \leq \bar{x}_{\sigma_I^*, h}$$

for  $h \notin S$  and

$$a_h x_s + b_h \geq \bar{x}_{\sigma_I^*, h}$$

for  $h \in S$ . From these inequalities, we determine interval-specific bounds  $[\ell(I), u(I)]$  that are then aggregated to obtain the conditional support. The extension to two-sided step-up rules is straightforward and similar to the modification described above to accommodate two-sided testing with step-down rules.

#### C.4. Conditional support for alternative selection events

In the main text, we have described an algorithm to compute the conditional support under the selection event  $\hat{S} = S$ . We now provide a modification of this algorithm to accommodate the event  $R \subseteq \hat{S}$ , where  $R \subseteq S$  and  $S$  is the set of significant effects that is taken as fixed. By setting  $R = \{s\}$  for  $s \in S$  or setting  $R = S$ , we can cover two of the selection events discussed in Section 6.3.

We focus on the case of a one-sided step-down rule. The extension to two-sided rules and step-up rules is straightforward and similar to the modifications described above.

We split the real line into intervals  $I$  as described in Section 5 of the main text and define  $\sigma_I^* \in \mathcal{E}(\{1, \dots, m\})$  as the permutation that orders the elements of  $\mathbf{x}_z(x_s)$  in descending order for  $x_s \in I$ .

We then iterate over all  $I$  and find subsets  $[\ell(I), u(I)]$  of  $I$  that satisfy the condition of Lemma D.3. To determine  $\ell(I)$  and  $u(I)$ , we use the following algorithm:

---

**Algorithm 4: General algorithm to compute  $\mathcal{X}_s(z, S)$** 

---

(A) Initialize  $\ell(I)$  and  $u(I)$  as the lower and upper bounds of  $I$ .

(B) Determine  $\sigma_I^*$  and set  $j = 1$ .

(C) Loop from  $j = 1$  to  $j = \max_{h \in R} \sigma_I^*(h)$ .

(1) Let  $h = \sigma_I^{*, -1}(j)$ .

(2) If  $a_h > 0$ , update

$$\ell(I) = \max \left\{ \ell(I), \frac{\bar{x}_{\sigma_I^*, h} - b_h}{a_h} \right\}.$$

(3) If  $a_h < 0$ , update

$$u(I) = \min \left\{ u(I), \frac{\bar{x}_{\sigma_I^*, h} - b_h}{a_h} \right\}.$$

(4) If  $a_h = 0$  and  $\bar{x}_{\sigma_I^*, h} < b_h$ , exit the loop and return  $[\ell(I), u(I)] = \emptyset$ .

(5) If  $\ell(I) > u(I)$ , exit the loop and return  $[\ell(I), u(I)] = \emptyset$ .

(6) Increment  $j$  and continue the loop.

(D) Return  $\bigcup_I [\ell(I), u(I)]$ .

---

## D. Additional theoretical results

### D.1. Properties of Rosenblatt transformation

Here, we state two key properties of the conditional distribution function  $F_s(x_s \mid z, \theta_s, S)$ . First, it is invertible as a function of  $\theta_s$ .

**Lemma D.1** *Let  $S \subset \{1, \dots, m\}$ ,  $s \in S$ ,  $x \in \mathbb{R}^m$  and  $z = x - \Omega_{\bullet, s} x_s$ . Suppose that  $\mathcal{X}_s(z, S) \neq \emptyset$ . Then  $F_s(x_s \mid z, \theta_s, S)$  is strictly decreasing in  $\theta_s$ . Moreover,*

$$\begin{aligned} \lim_{\theta_s \rightarrow \infty} F_s(x_s \mid z, \theta_s, S) &= 0 \quad \text{and} \\ \lim_{\theta_s \rightarrow -\infty} F_s(x_s \mid z, \theta_s, S) &= 1. \end{aligned}$$

This property guarantees that (2) has a unique solution, ensuring that our median-unbiased estimator and conditional confidence interval are well-defined.

Secondly, evaluating the conditional distribution function at the observed  $x = X_s$  and  $z = Z^{(s)}$  (“Rosenblatt transformation”) yields a random variable that is uniformly distributed on the unit interval conditional on the selection event.

**Lemma D.2** *Let  $S \subset \{1, \dots, m\}$  such that  $P(\hat{S} = S) > 0$ . Then, for  $s \in S$ ,*

$$F_s(X_s \mid Z^{(s)}, \theta_s, S) \mid \{\hat{S} = S\} \sim \mathcal{U}[0, 1],$$

where  $\mathcal{U}[0, 1]$  denotes the uniform distribution on the unit interval.

The true value  $\theta_s$  of the parameter is the only unknown part of  $F_s(X_s \mid Z^{(s)}, \theta_s, S)$ . Thus, the distribution of this random variable is pivotal when we specify  $\theta_s$  and its distribution is given by Lemma D.2.

## D.2. Alternative selection events

Let  $S$  denote the observed set of significant effects taken as fixed, and let  $R \subseteq S$ .

**Step-down rules** The following lemma gives a geometric characterization of the event  $\hat{S} \supseteq R$  for step-down rules.

**Lemma D.3** *For realized test statistics  $X = x$ , Algorithm 1 selects  $\hat{S} \supseteq R$  if and only if there exists  $\sigma \in \mathcal{E}(\{1, \dots, m\})$  such that, for all  $h = 1, \dots, m$  with  $\sigma(h) \leq \max_{s \in R} \sigma(s)$ ,*

$$x_h \geq \bar{x}(\sigma^{-1}(\{\sigma(h), \dots, m\})).$$

PROOF The result follows by taking the union over the conditions in Lemma 1 for all  $S' \supseteq R$ .

**Step-up rules** The following lemma gives a geometric characterization of the event  $\hat{S} \supseteq R$  for step-up rules.

**Lemma D.4** *For realized test statistics  $X = x$ , Algorithm 3 selects  $\hat{S} \supseteq R$  if and only if there exist  $k \leq m - |S|$  and  $\sigma \in \mathcal{E}(\{1, \dots, m\})$  such that*

$$S \subseteq \sigma^{-1}(\{k+1, \dots, m\})$$

and

$$x_{\sigma^{-1}(j)} < \bar{x}_j \quad \text{for all } j = 1, \dots, k$$

and

$$x_{\sigma^{-1}(j)} \geq \bar{x}_{k+1} \quad \text{for all } j = k+1, \dots, m.$$

PROOF The result follows by taking the union over the conditions in Lemma B.1 for all  $S' \supseteq S$ .

## E. Mathematical proofs of results in the main text

PROOF (PROOF OF LEMMA 1) The only if part follows by taking  $\sigma = \tilde{\sigma}$  such that  $\tilde{\sigma}^{-1}(j) = (>, j)$  for  $j = 1, \dots, |S|$ . To prove the if part we suppose that the sufficient condition holds for some  $\sigma_1 \in \mathcal{E}(S)$  and construct a finite sequence of permutations  $\sigma_1, \dots, \sigma_N = \tilde{\sigma}$  with the property that  $\sigma_{n+1}$  satisfies the sufficient condition if  $\sigma_n$  does. Consider two permutations  $\sigma_n$  and  $\sigma_{n+1}$  that are identical up to a neighbor swap, i.e., there is  $j \in \{1, \dots, |S| - 1\}$  and  $h, h' \in S$  such that  $h = \sigma_n^{-1}(j) = \sigma_{n+1}^{-1}(j+1)$  and  $h' = \sigma_n^{-1}(j+1) = \sigma_{n+1}^{-1}(j)$ , and  $\sigma_n^{-1}(i) = \sigma_{n+1}^{-1}(i)$  for all  $i = \{1, \dots, |S|\} \setminus \{j, j+1\}$ . Moreover, suppose that under  $\sigma_n$  the neighbors are ordered in ascending order, i.e.,  $x_{h'} > x_h$ . If  $\sigma_n$  satisfies the sufficient condition, so does  $\sigma_{n+1}$ . To prove this, we have to verify the two conditions

$$\begin{aligned} x_h &\geq \bar{x} \left( \sigma_{n+1}^{-1}(\{\sigma_{n+1}(h), \dots, |S|\}) \cup S^c \right) \quad \text{and} \\ x_{h'} &\geq \bar{x} \left( \sigma_{n+1}^{-1}(\{\sigma_{n+1}(h'), \dots, |S|\}) \cup S^c \right). \end{aligned}$$

To verify the first condition, note that

$$\begin{aligned} \sigma_{n+1}^{-1}(\{\sigma_{n+1}(h), \dots, |S|\}) &= \sigma_{n+1}^{-1}(\{j+1, \dots, |S|\}) \\ &= \sigma_n^{-1}(\{j, \dots, |S|\}) \setminus \{h'\} = \sigma_n^{-1}(\{\sigma_n(h), \dots, |S|\}) \setminus \{h'\} \end{aligned}$$

and therefore

$$\bar{x} \left( \sigma_{n+1}^{-1}(\{\sigma_{n+1}(h), \dots, |S|\}) \cup S^c \right) \leq \bar{x} \left( \sigma_n^{-1}(\{\sigma_n(h), \dots, |S|\}) \cup S^c \right) \leq x_h.$$

To verify the second condition, note that

$$\sigma_{n+1}^{-1}(\{\sigma_{n+1}(h'), \dots, |S|\}) = \sigma_n^{-1}(\{\sigma_n(h), \dots, |S|\})$$

and therefore

$$\bar{x} \left( \sigma_{n+1}^{-1}(\{\sigma_{n+1}(h'), \dots, |S|\}) \cup S^c \right) = \bar{x} \left( \sigma_n^{-1}(\{\sigma_n(h), \dots, |S|\}) \cup S^c \right) \leq x_h < x_{h'}.$$

It remains to argue that there is a sequence  $\sigma_1, \dots, \sigma_N = \tilde{\sigma}$  that transforms  $\sigma_1$  into  $\tilde{\sigma}$  by a series of steps that each swap the order of a neighboring pair that is ordered in ascending order. Such a sequence can be constructed by means of the bubble sort algorithm.

PROOF (PROOF OF LEMMA D.3) The result follows by taking the union over the conditions in Lemma 1 for all  $S' \supseteq S$ .

PROOF (PROOF OF THEOREM 3) Let  $\sigma^*(x_s)$  denote the permutation that orders the elements of  $\{\mathbf{x}_h(x_s)\}_{h \in S}$  in descending order. Let  $\text{cl } \mathcal{X}_s(z, S)$  denote the closure of the conditional support  $\mathcal{X}_s(z, S)$ . By Lemma 1, to check  $x_s \in \mathcal{X}_s(z, S)$  it suffices to check that  $S$  is selected by the step-down rule if we observe  $t$ -statistics  $x = \mathbf{x}(x_s)$ . This amounts to replacing the union over all  $\sigma \in \mathcal{E}(S)$  in (4) by the union over the singleton set  $\{\sigma^*(x_s)\}$ .



Thus,  $x_s \in \text{cl } \mathcal{X}_s(z, S)$  if and only if

$$x_h \geq \bar{x}_{\sigma^*(x_s),h} \quad \text{for all } h \in S \quad \text{and} \quad x_h \leq \bar{x}_{\sigma^*(x_s),h} \quad \text{for all } h \notin S. \quad (7)$$

As  $x_s$  changes, the vector  $\mathbf{x}(x_s)$  changes, potentially affecting the ranks of its elements and hence  $\sigma^*(x_s)$ . The vector  $\mathbf{x}(x_s)$  contains  $m$  linear functions of  $x_s$  that intersect at most  $m(m-1)/2$  times. Vector components can change their rank only at these intersection points. In particular,  $\sigma^*(x_s)$  takes the same value for all  $x_s$  in the interior of an interval  $I$  defined by the intersection points. This joint value is computed by  $\sigma_I^* = \sigma^*(\bar{x})$ . To check  $x_s \in \mathcal{X}_s(z, S)$  we can therefore replace  $\sigma^*(x_s)$  by  $\sigma_I^*$  in (7). For  $h \in S$  we have to check

$$x_h = \mathbf{x}_h(x_s) = \Omega_{h,s}x_s + z_h \geq \bar{x}_{\sigma_I^*,h}.$$

If  $\Omega_{h,s} > 0$ , this is equivalent to

$$x_s \geq \frac{\bar{x}_{\sigma_I^*,h} - z_h}{\Omega_{h,s}}.$$

If  $\Omega_{h,s} < 0$ , this is equivalent to

$$x_s \leq \frac{\bar{x}_{\sigma_I^*,h} - z_h}{\Omega_{h,s}}.$$

These are satisfied simultaneously for all  $h \in S$  with  $\Omega_{h,s} \neq 0$  if

$$x_s \geq \max_{h \in S, \Omega_{h,s} > 0} \frac{\bar{x}_{\sigma_I^*,h} - z_h}{\Omega_{h,s}} \quad \text{and} \quad x_s \leq \min_{h \in S, \Omega_{h,s} < 0} \frac{\bar{x}_{\sigma_I^*,h} - z_h}{\Omega_{h,s}}. \quad (8)$$

Hypotheses  $h \in S$  with  $\Omega_{h,s} = 0$  do not add any restrictions. For these  $h$ ,  $z_h \geq \bar{x}_{\sigma_I^*,h}$  whenever we observe  $S$ . Similarly, the conditions for  $h \notin S$  with  $\Omega_{h,s} \neq 0$  are satisfied if

$$x_s \geq \max_{h \notin S, \Omega_{h,s} < 0} \frac{\bar{x}_{\sigma_I^*,h} - z_h}{\Omega_{h,s}} \quad \text{and} \quad x_s \leq \min_{h \notin S, \Omega_{h,s} > 0} \frac{\bar{x}_{\sigma_I^*,h} - z_h}{\Omega_{h,s}}. \quad (9)$$

For each interval  $I$ , the algorithm finds the  $x_s \in I$  that satisfy (8) and (9). This is equivalent to finding the  $x_s \in I$  for which  $x_s \in \text{cl } \mathcal{X}_s(z, S)$ . Since the intervals  $I$  partition the real line, the algorithm finds all  $x_s \in \text{cl } \mathcal{X}_s(z, S)$ . This proves that the algorithm computes the closures of the conditional support. Turning to the time complexity of the algorithm, we note that the number of intersection points is  $m(m-1)/2$  and the number of intervals  $I$  is  $m(m+1)/2 + 1$ . At each  $I$ , we have to compute  $\sigma_I^*$ . This amounts to ordering the components of  $\mathbf{x}_z(\bar{x})$  and has complexity  $\mathcal{O}(m \log m)$ . Computing the bounds in (8) and (9) has complexity  $\mathcal{O}(m)$ . The total complexity is therefore

$$(m(m+1)/2 + 1) \mathcal{O}(m \log m + m) = \mathcal{O}(m^3 \log m).$$

PROOF (PROOF OF THEOREM 4) We write  $\mathbf{x}(x_s) = a_h x_s + b_h$  with  $a_h = \Omega_{h,s}$  and

$b_h = z_h$ . Let  $\sigma^*(x_s)$  denote the permutation that sorts the components of  $\mathbf{x}(x_s)$  in descending order so that  $\mathbf{x}_{\sigma^*, -1(1)}(x_s) \geq \mathbf{x}_{\sigma^*, -1(2)}(x_s) \geq \dots \geq \mathbf{x}_{\sigma^*, -1(m)}(x_s)$ . We already know that

$$\mathcal{X}_s(z, S) = \bigcup_{k=1}^{n_I} [\ell_k, u_k],$$

for non-overlapping intervals  $[\ell_k, u_k]$ ,  $k = 1, \dots, n_I$ . By Lemma 1,  $x_s \in I$  is contained in the closure of  $\mathcal{X}_s(z, S)$  if and only if

$$\mathbf{x}_h(x_s) \geq \bar{x}_{\sigma^*(x_s), h} \quad \text{for all } h \in S \quad (10)$$

$$\mathbf{x}_h(x_s) \leq \bar{x}_{\sigma^*(x_s), h} \quad \text{for all } h \notin S. \quad (11)$$

We have  $\ell_k \geq \ell_{\min}$  and  $u_k \leq u_{\max}$  for all  $k = 1, \dots, n_I$  with  $\ell_{\min}$  and  $u_{\max}$  defined in Section C.1 above. We have

$$a_h x_s + b_h \leq \bar{x}(S^c)$$

for all  $x_s$  in  $[\ell_1, u_{n_I}]$  and  $h \notin S$ , implying that condition (11) is satisfied over the whole range. Holes in the support can only occur because of violations of condition (10), i.e., violations of

$$a_h x_s + b_h \geq \bar{x}_{\sigma(h)}. \quad (12)$$

Suppose without loss of generality that the intervals are ordered left to right, i.e.,  $u_k < \ell_{k+1}$  for  $k = 1, \dots, n_I - 1$  and that there is a “hole”  $(u_k, \ell_{k+1})$  between the  $k$ -th and  $(k+1)$ -th interval. We now bound the number of such holes.

Without loss of generality, we assume that the first  $|S|$  hypotheses are the significant ones, i.e.,  $S = \{1, \dots, |S|\}$ . For  $h \leq |S|$ , write  $\bar{x}_{\sigma, h} = \bar{x}(\sigma^{-1}(\{\sigma(h), \dots, |S|\}) \cup S^c)$  and  $\bar{\mathbf{x}}_{\sigma} = (\bar{x}_{\sigma, 1}, \dots, \bar{x}_{\sigma, |S|})$ . Let  $\sigma^*(x_s)$  denote the permutation that sorts the components of  $x = \mathbf{x}(x_s)$  in descending order.

Consider any hole  $(u_k, \ell_{k+1})$ . For simplicity, suppose without loss of generality that  $k = 1$ . For there to be hole, condition (12) fails when we move from  $u_1$  to the right and

$$\mathbf{x}_{r^*}(u_1 + \epsilon) < \bar{\mathbf{x}}_{\sigma^*(u_1 + \epsilon), r^*},$$

for some  $r^* \leq |S|$  and  $\epsilon > 0$  small enough that  $x_{\text{left}} + \epsilon < \ell_2$ . We now argue that, provided  $\epsilon$  is small enough, hypothesis  $r^*$  must be downward sloping, i.e.,  $C_{r^*}^{(s)} < 0$  and hence  $\mathbf{x}_{r^*}(x_s)$  is decreasing in  $x_s$ .

Let  $\sigma_-^*(x)$  denote the limit of  $\sigma^*(x)$  as we approach  $x$  from the left, i.e., the limit of a sequence  $\sigma^*(x_n)$  with  $x_n \rightarrow x$  with  $x_n \in (-\infty, x)$ . Let  $\sigma_+^*(x)$  denote the correspondingly defined limit right limit. Note that both limits are well-defined since  $\sigma$  is a step function. For  $\epsilon$  small enough,  $\sigma^*(u_1 - \epsilon) = \sigma_-^*(u_1)$  and  $\sigma^*(u_1 + \epsilon) = \sigma_+^*(u_1)$ . From now on, assume that  $\epsilon$  is small enough that both equalities hold.

Write  $\sigma_-^* = \sigma_-^*(u_1)$  and  $\sigma_+^* = \sigma_+^*(u_1)$  and suppose that  $\bar{x}_{\sigma_-^*, r^*} = \bar{x}_{\sigma_+^*, r^*}$ . Since we now

have

$$\mathbf{x}_{r^*}(u_1 - \epsilon) \geq \bar{x}_{\sigma_-^*, r^*} \quad \text{and} \quad \mathbf{x}_{r^*}(u_1 + \epsilon) < \bar{x}_{\sigma_+^*, r^*} = \bar{x}_{\sigma_-^*, r^*},$$

$\mathbf{x}_{r^*}(x)$  must be decreasing in  $x$ , i.e.,  $C_{r^*}^{(s)} < 0$ . On the other hand, suppose that  $\bar{x}_{\sigma_-^*, r^*} \neq \bar{x}_{\sigma_+^*, r^*}$ . By the properties of the threshold function  $\bar{x}$ ,

$$\{h = 1, \dots, m : \sigma_-^*(h) \leq \sigma_-^*(r^*)\} \neq \{h = 1, \dots, m : \sigma_+^*(h) \leq \sigma_+^*(r^*)\}.$$

This implies the existence of at least one hypothesis  $r'$  that intersects  $r^*$  in  $[u_1 - \epsilon, u_1 + \epsilon]$ . Letting  $\epsilon \rightarrow 0$ , we can take the hypothesis  $r'$  to intersect  $r^*$  at exactly  $u_1$ , i.e.,  $\mathbf{x}_{r'}(u_1) = \mathbf{x}_{r^*}(u_1)$ . Note that  $r' \geq |S|$  since  $x_{\min} < u_1 < x_{\max}$ . Let  $r''$  denote the intersecting hypothesis  $r'$  that is sorted the lowest in  $\sigma_-^*$ , i.e.,

$$\sigma_-^*(r'') = \min \{ \sigma_-^*(t) : t \leq |S|, \mathbf{x}_t(u_1) = \mathbf{x}_{r^*}(u_1) \}.$$

If  $\epsilon$  is small enough such that no hypotheses intersect in  $(u_1, u_1 + \epsilon)$ , then  $\bar{x}_{\sigma_-^*, r''}$  is an upper bound of  $\bar{x}_{\sigma_+^*, r^*}$ . For  $\lambda$  a very small positive number,  $r''$  is selected at  $u_1 - \lambda$  under  $\sigma_-^*$  and therefore  $\mathbf{x}_{r''}(u_1 - \lambda) \geq \bar{x}_{\sigma_-^*, r''}$ . Letting  $\lambda \rightarrow 0$ ,  $\mathbf{x}_{r^*}(u_1) = \mathbf{x}_{r''}(u_1) \geq \bar{x}_{\sigma_-^*, r''} \geq \bar{x}_{\sigma_+^*, r^*}$ . Therefore,  $\mathbf{x}_{r^*}(u_1 + \epsilon) < \bar{x}_{\sigma_+^*, r^*}$  only if  $\mathbf{x}_{r^*}$  is downward sloping.

Let  $\tilde{x} = \mathbf{x}_{r^*}(u_1 + \epsilon)$  and let

$$\mathcal{B}(x_s) = \{t \leq |S| : \mathbf{x}_t(x_s) \leq \tilde{x}\}$$

denote the set of all hypotheses that are below  $\tilde{x}$  at  $X_s = x$ .  $\mathcal{B}(u_1 + \epsilon)$  contains at least one hypothesis  $r$ , namely  $r^*$ , such that

$$\mathbf{x}_r(u_1 + \epsilon) < \bar{x}_{\sigma^*(u_1 + \epsilon), r}.$$

For all  $t \in \mathcal{B}(\ell_2)$ ,

$$\mathbf{x}_t(\ell_2) \geq \bar{x}_{\sigma^*(\ell_2), t}. \tag{13}$$

This is only possible if there exists a hypothesis  $t^*$  such that  $t^* \in \mathcal{B}(u_1 + \epsilon)$  and  $t^* \notin \mathcal{B}(\ell_2)$ . To see why this is true, suppose that no such  $t^*$  exists and hence

$$\mathcal{B}(\ell_2) \supseteq \mathcal{B}(u_1 + \epsilon)$$

and

$$\bar{x}(\mathcal{B}(\ell_2) \cup S^c) \geq \bar{x}(\mathcal{B}(u_1 + \epsilon) \cup S^c).$$

Then, for any  $t \in \mathcal{B}(\ell_2)$ , we have

$$\mathbf{x}_t(\ell_2) \leq \tilde{x} = \mathbf{x}_{r^*}(u_1 + \epsilon) < \bar{x}_{\sigma^*(u_1 + \epsilon), r^*} = \bar{x}(\mathcal{B}(u_1 + \epsilon)),$$

where the last equality follows since, at  $x_s = u_1 + \epsilon$ ,  $r^*$  is the lowest-ranked hypothesis in  $\mathcal{B}(u_1 + \epsilon)$ . In particular, for all  $t \in \mathcal{B}(\ell_2)$ , we have

$$\mathbf{x}_t(\ell_2) < \bar{x}(\mathcal{B}(\ell_2)).$$

This contradicts (13), proving the existence of a hypothesis  $t^*$  such that  $t^* \in \mathcal{B}(u_1 + \epsilon)$  and  $t^* \notin \mathcal{B}(\ell_2)$ . In particular,  $\mathbf{x}_{t^*}(u_1 + \epsilon) \leq \tilde{x}$  and  $\mathbf{x}_{t^*}(\ell_2) > \tilde{x}$ , implying that  $t^*$  is upward sloping. By definition of  $\tilde{x}$ , we have  $\mathbf{x}_{t^*}(u_1 + \epsilon) \leq \mathbf{x}_{r^*}(u_1 + \epsilon)$  for downward-sloping  $r^*$ . Therefore, there exists a point  $x_{\text{cross}} \in [u_1 + \epsilon, \ell_2)$  such that  $\mathbf{x}_{t^*}(x_{\text{cross}}) = \mathbf{x}_{r^*}(x_{\text{cross}})$ .

We have shown, that, for every  $(u_k, \ell_{k+1})$ ,  $k = 1, \dots, n_I$ , there exist a downward-sloping hypothesis  $r^*$  and an upward-sloping hypothesis  $t^*$  that intersect in  $(u_k, \ell_{k+1})$ . Since there are at most  $|S_+||S_-|$  such pairs of hypotheses, there are at most  $|S_+||S_-|$  holes in the conditional support. This proves that the conditional support is made up of at most  $|S_+||S_-| + 1$  disconnected intervals.

To prove Lemma D.1, we introduce a lemma for general truncated Gaussian distributions. Lemma D.1 immediately follows this lemma.

**Lemma E.1** (*Kivaranovic and Leeb 2021, Lemma A.2*) *Let  $F(x; \mu, \sigma)$  be the cumulative distribution function of a Gaussian random variable  $X \sim N(\mu, \sigma^2)$  conditional on  $X \in \bigcup_{k=1}^{\bar{k}} [l_k, u_k]$ , where  $-\infty \leq l_1 < u_1 < l_2 < u_2 < \dots < u_{\bar{k}} \leq \infty$ . It holds that, for any given  $x \in \bigcup_{k=1}^{\bar{k}} (l_k, u_k)$  and  $\sigma > 0$ ,*

1.  $F(x; \mu, \sigma)$  is strictly decreasing in  $\mu$ ;
2.  $\lim_{\mu \rightarrow \infty} F(x; \mu, \sigma) = 0$  and  $\lim_{\mu \rightarrow -\infty} F(x; \mu, \sigma) = 1$ .

The conditioning set in the lemma above is a finite union of closed intervals. The closedness is not essential because the boundary points have measure zero. We can replace the closed intervals with open intervals. The finiteness of the number of intervals is crucial for the proof given in Kivaranovic and Leeb (2021). Dealing with an infinite union of intervals would necessitate a different proof, but this is not required for our current purpose and is not explored in this paper.

**PROOF (PROOF OF LEMMA D.1)** A simple application of Lemma E.1 can show this lemma. We note that  $F_s(x_s | z, \theta_s, S)$  (as a function of  $x_s$ ) is the cumulative distribution function of a truncated Gaussian distribution with  $N(V_{s,s}^{-1/2}\theta_s, 1)$  truncated on  $\mathcal{X}_s(z, S)$ . Additionally,  $\mathcal{X}_s(z, S)$  is a finite union of closed intervals. Since  $V_{s,s}^{-1/2}$  is fixed,  $V_{s,s}^{-1/2}\theta_s \rightarrow \infty$  (or  $\rightarrow -\infty$ ) is equivalent to  $\theta_s \rightarrow \infty$  (or  $\rightarrow -\infty$ ). Thus, by applying Lemma E.1, we obtain the desired results.

**PROOF (PROOF OF LEMMA D.2)** Let

$$f(x_s, z) \equiv P_{X_s}(X_s \leq x_s | X_s \in \mathcal{X}_s(z, S))$$

and write the Rosenblatt transformation as

$$F_s(X_s | Z^{(s)}, \theta_s, S) = f(X_s, Z^{(s)})$$

For any  $z$  such that  $\mathcal{X}_s(z, S)$  is measurable and has positive Lebesgue measure,

$$f(X_s, z) | X_s \in \mathcal{X}_s(z, S) \sim \mathcal{U}[0, 1].$$

This can be shown by standard arguments for probability transforms of continuous random variables. Let  $G_{z|S}$  denote the marginal probability measure of  $Z^{(s)}$  conditional on the event  $\hat{S} = S$ .

For  $u \in [0, 1]$ , by the law of iterated expectations,

$$\begin{aligned} & P\left(F_s(X_s | Z^{(s)}, \theta_s, S) \leq u \mid \hat{S} = S\right) \\ &= P\left(f(X_s, Z^{(s)}) \leq u \mid \hat{S} = S\right) \\ &= \int P\left(f(X_s, z) \leq u \mid Z^{(s)} = z, \hat{S} = S\right) dG_{z|S}(z) \\ &= \int P\left(f(X_s, z) \leq u \mid X_s \in \mathcal{X}_s(z, S)\right) dG_{z|S}(z) = \int u dG_{z|S}(z) = u, \end{aligned}$$

where the second inequality follows by the law of iterated expectations and the third inequality follows since  $X_s$  and  $Z^{(s)}$  are uncorrelated and jointly Gaussian and hence independent.

**PROOF (PROOF OF THEOREM 5)** We only prove the result for 1-sided step-down rules. The proof for 2-sided step-down rules is analogous. For simplicity, we operate in  $t$ -statistic space and prove the corresponding results for confidence intervals for  $\mu_{n,s}$ . Let  $c_\alpha = \Phi^{-1}(1 - \alpha/2)$ . We prove that for all  $\epsilon > 0$ ,

$$P_{\mu_n, \Omega_n} \left( d_H \left( [X_s - c_\alpha, X_s + c_\alpha], \left[ \tilde{\theta}_s^{(1-\alpha/2)} / \sqrt{\mathbf{v}_s}, \tilde{\theta}_s^{(\alpha/2)} / \sqrt{\mathbf{v}_s} \right] \right) > \epsilon \mid \hat{S} = S \right) \rightarrow 0.$$

To show this, we show that the left and right endpoints of the two confidence intervals converge. For the left endpoint of the two confidence intervals to not converge, there must exist  $\kappa > 0$  and a subsequence on which

$$P_{\mu_n, \Omega_n} \left( \left| X_s - c_\alpha - \tilde{\theta}_s^{(1-\alpha/2)} / \sqrt{\mathbf{v}_s} \right| > \epsilon \mid \hat{S} = S \right) \geq \kappa.$$

This in turn implies that there exists a subsequence on which either

$$\begin{aligned} & P_{\mu_n, \Omega_n} \left( X_s - c_\alpha - \epsilon < \tilde{\theta}_s^{(1-\alpha/2)} / \sqrt{\mathbf{v}_s} \mid \hat{S} = S \right) \\ &= P_{\mu_n, \Omega_n} \left( F_s(X_s | Z^{(s)}, X_s - c_\alpha - \epsilon, S) < 1 - \alpha/2 \mid \hat{S} = S \right) \geq \kappa \end{aligned}$$

or

$$\begin{aligned} & P_{\mu_n, \Omega_n} \left( X_s - c_\alpha + \epsilon > \tilde{\theta}_s^{(\alpha/2)} / \sqrt{\mathbf{v}_s} \mid \hat{S} = S \right) \\ & = P_{\mu_n, \Omega_n} \left( F_s(X_s \mid Z^{(s)}, X_s - c_\alpha + \epsilon, S) > 1 - \alpha/2 \mid \hat{S} = S \right) \geq \kappa. \end{aligned}$$

We show that this is not possible. The argument for the convergence of the right endpoint is analogous, and we omit it for brevity.

Given that  $P_{\mu_n, \Omega_n}(\hat{S} = S)$  is bounded away from zero, it suffices to show that there do not exist subsequences on which

$$P_{\mu_n, \Omega_n} \left( \hat{S} = S \wedge F_s(X_s \mid Z^{(s)}, X_s - c_\alpha - \epsilon, S) < 1 - \alpha/2 \right) \geq \kappa \quad (14)$$

$$\text{and } P_{\mu_n, \Omega_n} \left( \hat{S} = S \wedge F_s(X_s \mid Z^{(s)}, X_s - c_\alpha - \epsilon, S) > 1 - \alpha/2 \right) \geq \kappa. \quad (15)$$

Assume that there exists a subsequence on which either (14) or (15) holds. We pass to this subsequence. Define

$$\nu_n = (\Phi(\mu_{n,1}), \dots, \Phi(\mu_{n,m})).$$

The choice of  $\Phi$  to define this mapping is not essential, and we could have used any other bijection from the real line onto a compact space. The sequence  $(\nu_n, \Omega_n)$  is a sequence of random vectors on a compact space, implying that there exists a convergent subsequence. We pass to this subsequence and denote the limit as  $(\nu, \Omega)$ .

Write  $Z^{(s)}$  as  $Z^{(s)} = M_s X$ , where  $M_s = \mathbf{I}_m - \Omega \mathbf{P}_s$ , with  $\mathbf{P}_s$  the projection matrix onto the  $s$ -th coordinate, i.e., the  $m \times m$  matrix with a one at position  $(s, s)$  and zeros elsewhere. Let  $\mu_n = \text{diag}(\mathbf{v})^{-1/2} \hat{\theta}_n$  and  $\tilde{Z}^{(s)} = M_s(X - \mu_n)$ .

Letting  $\tilde{z} = z - M_s \mu_n$  for  $z \in \mathbb{R}^m$ , we have  $x_s \in \mathcal{X}_s(z, S)$  if and only if

$$\Omega_{n, \bullet, s} x_s + z \in \mathcal{X}(S) \iff \Omega_{n, \bullet, s} (x_s - \mu_{n,s}) + \mu_n + \tilde{z} \in \mathcal{X}(S).$$

In particular,  $\xi + \tilde{x}_s + \mu_{n,s} + c \in \mathcal{X}_s(z, S)$  if and only if

$$\Omega_{n, \bullet, s} (\xi + \tilde{x}_s + c) + \mu_n + \tilde{z} \in \mathcal{X}(S).$$

For a one-sided step-down rule,  $\xi + \tilde{x}_s + \mu_{n,s} + c \in \mathcal{X}_s(z, S)$  if and only if

$$\xi \in \mathcal{Y}_c(\tilde{x}_s, \tilde{z}, \nu, \Omega_n),$$

where

$$\mathcal{Y}_c(\tilde{x}_s, \tilde{z}, \nu, \Omega) = \bigcup_{\sigma \in \mathcal{E}(S)} \left\{ \bigcup_{h \in S} \left\{ \xi \in \mathbb{R} : \Omega_{h,s}(\xi + \tilde{x}_s + c) + \Phi^{-1}(\nu_h) + \tilde{z}_h \geq \bar{x}_{\sigma,h} \right\} \cap \right. \\ \left. \left\{ \xi \in \mathbb{R} : \Omega_{h,s}(\xi + \tilde{x}_s + c) + \Phi^{-1}(\nu_h) + \tilde{z}_h < \bar{x}_{\sigma,h} \right\} \right\}$$

and we omitted the dependence on  $s$  for brevity. Moreover,  $X \in \mathcal{X}(S)$  if and only if

$$X_s \in \mathcal{Y}_0(0, \tilde{Z}^{(s)}, \nu_n, \Omega_n).$$

With this notation, we can write for given  $\nu$  and  $\Omega$  and  $\tilde{x}_s = x_s - \Phi^{-1}(\nu_s)$

$$F_s(x_s \mid z, x_s + c, S) = \frac{\int \mathbf{1}\{\xi \in \mathcal{Y}_c(\tilde{x}_s, \tilde{z}, \nu, \Omega)\} \mathbf{1}\{\xi \leq -c\} d\Phi(\xi)}{\int \mathbf{1}\{\xi \in \mathcal{Y}_c(\tilde{x}_s, \tilde{z}, \nu, \Omega)\} d\Phi(\xi)}.$$

Define the functions

$$g_{c,1}(\tilde{x}_s, \tilde{z}, \nu, \Omega) = \int \mathbf{1}\{\xi \in \mathcal{Y}_c(\tilde{x}_s, \tilde{z}, \nu, \Omega)\} \mathbf{1}\{\xi \leq -c\} d\Phi(\xi), \\ g_{c,2}(\tilde{x}_s, \tilde{z}, \nu, \Omega) = \int \mathbf{1}\{\xi \in \mathcal{Y}_c(\tilde{x}_s, \tilde{z}, \nu, \Omega)\} d\Phi(\xi).$$

Both functions are continuous. This can be seen by considering any converging sequence

$$(\tilde{x}_s^{(k)}, \tilde{z}^{(k)}, \nu^{(k)}, \Omega^{(k)}) \xrightarrow{k \rightarrow \infty} (\tilde{x}_s, \tilde{z}, \nu, \Omega)$$

and appealing to the dominated convergence theorem. Moreover, any sequence

$$(\tilde{x}_s^{(k)}, \tilde{z}^{(k)}, \nu^{(k)}, \Omega^{(k)})$$

such that  $g_{c,2}(\tilde{x}_s^{(k)}, \tilde{z}^{(k)}, \nu^{(k)}, \Omega^{(k)}) \rightarrow 0$  must have  $\mathcal{Y}_c(\tilde{x}_s, \tilde{z}, \nu, \Omega) = \emptyset$  for the limit and

$$\mathbf{1}\{\xi \in \mathcal{Y}_c(\tilde{x}_s^{(k)}, \tilde{z}^{(k)}, \nu^{(k)}, \Omega^{(k)})\} \rightarrow 0$$

for all  $\xi \in \mathbb{R}$ . In particular, this holds for  $\xi = -c$ , implying that

$$\mathbf{1}\{\tilde{x}_s^{(k)} \in \mathcal{Y}_0(0, \tilde{z}^{(k)}, \nu^{(k)}, \Omega^{(k)})\} \rightarrow \mathbf{1}\{\tilde{x}_s \in \mathcal{Y}_0(0, \tilde{z}, \nu, \Omega)\} = 0.$$

Therefore, for any convergent sequence

$$(\tilde{x}_s^{(k)}, \tilde{z}^{(k)}, \nu^{(k)}, \Omega^{(k)}) \xrightarrow{k \rightarrow \infty} (\tilde{x}_s, \tilde{z}, \nu, \Omega)$$

we have for an interval  $I$

$$\begin{aligned} & \lim_{k \rightarrow \infty} \mathbf{1} \{ \tilde{x}_s^{(k)} \in \mathcal{Y}_0(0, \tilde{z}^{(k)}, \nu^{(k)}, \Omega^{(k)}) \} \mathbf{1} \left( \frac{g_{c,1}(\tilde{x}_s^{(k)}, \tilde{z}^{(k)}, \nu^{(k)}, \Omega^{(k)})}{g_{c,2}(\tilde{x}_s^{(k)}, \tilde{z}^{(k)}, \nu^{(k)}, \Omega^{(k)})} \in I \right) \\ &= \mathbf{1} \{ \tilde{x}_s \in \mathcal{Y}_0(0, \tilde{z}, \nu, \Omega) \} \mathbf{1} \left( \frac{g_{c,1}(\tilde{x}_s, \tilde{z}, \nu, \Omega)}{g_{c,2}(\tilde{x}_s, \tilde{z}, \nu, \Omega)} \in I \right). \end{aligned}$$

This establishes the continuity of the mapping

$$f_{c,I} : (\tilde{x}_s, \tilde{z}, \nu, \Omega) \mapsto \mathbf{1} \{ \tilde{x}_s \in \mathcal{Y}_0(0, \tilde{z}, \nu, \Omega) \} \mathbf{1} \left( \frac{g_{c,1}(\tilde{x}_s, \tilde{z}, \nu, \Omega)}{g_{c,2}(\tilde{x}_s, \tilde{z}, \nu, \Omega)} \in I \right).$$

We now return to our convergent subsequence

$$(\nu_n, \Omega_n) \xrightarrow{n \rightarrow \infty} (\nu, \Omega).$$

Along this subsequence and for given  $\tilde{x}_s$  and  $\tilde{z}$ , we consider the limits  $g_{c,1}(\tilde{x}_s, \tilde{z}, \nu, \Omega)$  and  $g_{c,2}(\tilde{x}_s, \tilde{z}, \nu, \Omega)$  more closely. Suppose that  $\tilde{x}_s \in \mathcal{Y}_0(0, \tilde{z}, \nu, \Omega)$ . For  $\xi \in \mathcal{Y}_c(\tilde{x}_s, \tilde{z}, \nu, \Omega)$  we require that there exists a  $\sigma \in \mathcal{E}(S)$  such that for all  $h \in S$  we have

$$\Omega_{n,h,s}(\xi + \tilde{x}_s + c) + \Phi^{-1}(\nu_h) + \tilde{z}_h \geq \bar{x}_{\sigma,h} \quad (16)$$

and for all  $h \notin S$  we have

$$\Omega_{n,h,s}(\xi + \tilde{x}_s + c) + \Phi^{-1}(\nu_h) + \tilde{z}_h < \bar{x}_{\sigma,h}. \quad (17)$$

For  $h \in S$  with  $\Omega_{h,s} = 0$ , either inequality (16) holds for all  $\xi \in \mathbb{R}$  or  $\mathcal{Y}_0(0, \tilde{z}, \nu, \Omega) = \emptyset$ . Similarly, for  $h \notin S$  with  $\Omega_{h,s} = 0$ , either inequality (17) is satisfied for all  $\xi \in \mathbb{R}$  or  $\mathcal{Y}_0(0, \tilde{z}, \nu, \Omega) = \emptyset$ . For  $h \in S$  with  $\mu_h = \Phi^{-1}(\nu_h) = \infty$ , inequality (16) is satisfied for all  $\xi \in \mathbb{R}$ . For  $h \notin S$  with  $\mu_h = \Phi^{-1}(\nu_h) = -\infty$ , inequality (17) is satisfied for all  $\xi \in \mathbb{R}$ . Since  $\tilde{x}_s \in \mathcal{Y}_0(0, \tilde{z}, \nu, \Omega)$  implies that  $\mathcal{Y}_0(0, \tilde{z}, \nu, \Omega)$  is non-empty, we have

$$\mathcal{Y}_c(\tilde{x}_s, \tilde{z}, \nu, \Omega) = \mathbb{R}.$$

Along with the continuity of  $f_{c,I}$  this implies that

$$f_{c,I}(\tilde{x}_s, \tilde{z}, \nu_n, \Omega_n) \xrightarrow{n \rightarrow \infty} \mathbf{1} \{ \tilde{x}_s \in \mathcal{Y}_0(0, \tilde{z}, \nu, \Omega) \} \mathbf{1} \left\{ \int_{\xi \leq -c} d\Phi(\xi) \in I \right\}.$$



By the continuous mapping theorem, we now have

$$\begin{aligned}
& P_{\nu_n, \Omega_n} \left( \hat{S} = S \wedge F_s(X_s | Z^{(s)}, X_s - c_\alpha - \epsilon, S) < 1 - \alpha/2 \right) \\
&= \mathbb{E}_{\nu_n, \Omega_n} f_{-c_\alpha - \epsilon, \alpha/2}(\tilde{X}_s, \tilde{Z}^{(s)}, \nu_n, \Omega_n) \\
&\xrightarrow{n \rightarrow \infty} \mathbb{E}_{\nu, \Omega} f_{-c_\alpha - \epsilon, \alpha/2}(\tilde{X}_s, \tilde{Z}^{(s)}, \nu, \Omega) \\
&= \mathbb{E}_{\nu, \Omega} \left[ \mathbf{1} \left\{ \hat{S} = S \right\} \mathbf{1} \left\{ \int_{\xi \leq c_\alpha + \epsilon} d\Phi(\xi) < 1 - \alpha/2 \right\} \right] = 0,
\end{aligned}$$

contradicting inequality (14). Similarly,

$$P_{\nu_n, \Omega_n} \left( \hat{S} = S \wedge F_s(X_s | Z^{(s)}, X_s - c_\alpha + \epsilon, S) > 1 - \alpha/2 \right) \rightarrow 0$$

as  $n \rightarrow \infty$ , contradicting inequality (15).

PROOF (PROOF OF THEOREM 1) We have

$$\begin{aligned}
P \left( \tilde{\theta}_s^{\text{ub}} \geq \theta_s \mid \hat{S} = S \right) &= P \left( \tilde{\theta}_s^{(0.5)} \leq \theta_s \mid \hat{S} = S \right) \\
&= P \left( F_s(X_s | Z^{(s)}, \theta_s, S) \leq F_s(X_s | Z^{(s)}, \tilde{\theta}_s^{(0.5)}, S) \mid \hat{S} = S \right) \\
&= P \left( F_s(X_s | Z^{(s)}, \theta_s, S) \leq 0.5 \mid \hat{S} = S \right) = 0.5,
\end{aligned}$$

where the second equality follows from Lemma D.1 and the last equality follows from Lemma D.2.

PROOF (PROOF OF THEOREM 2) We have

$$\begin{aligned}
& P \left( \theta_s \in \text{CCI}_\alpha(\theta_s \mid S) \mid \hat{S} = S \right) \\
&= P \left( \tilde{\theta}_s^{(1-\alpha/2)} \leq \theta_s \leq \tilde{\theta}_s^{(\alpha/2)} \mid \hat{S} = S \right) \\
&= P \left( \theta_s \leq \tilde{\theta}_s^{(\alpha/2)} \mid \hat{S} = S \right) - P \left( \mu_s \leq \tilde{\theta}_s^{(1-\alpha/2)} \mid \hat{S} = S \right) \\
&= P \left( F_s(X_s | Z^{(s)}, \theta_s, S) \geq \alpha/2 \right) - P \left( F_s(X_s | Z^{(s)}, \theta_s, S) \geq 1 - \alpha/2 \right) \\
&= 1 - \alpha/2 - \alpha/2 = 1 - \alpha,
\end{aligned}$$

where the third equality follows from Lemma D.2.

PROOF (PROOF OF THEOREM 6) Follows immediately from Lemma F.1.

PROOF (PROOF OF THEOREM 7) Follows immediately from Lemma F.1.

## F. Technical lemmas

**Lemma F.1** *Suppose that Assumption 1 holds. Let  $S \subseteq \{1, \dots, m\}$  and  $s \in S$ . For all  $p \in (0, 1)$ ,*

$$\lim_{n \rightarrow \infty} \sup_{P \in \mathcal{P}_n} \left| P \left( \hat{\theta}_s^{(p)} > \theta_s(P) \mid \hat{S} = S \right) - p \right| P \left( \hat{S} = S \right) = 0.$$

PROOF Throughout the proof, for a sequence of random vectors  $W_n$  say that  $W_n$  vanishes in probability along  $P_n$ , or

$$W_n = o_{p, P_n}(1),$$

if, for all  $\epsilon > 0$ ,

$$P_n(\|W_n\| > \epsilon) \rightarrow 0.$$

For a threshold function  $\bar{x}$  and  $\sigma \in \mathcal{E}(S)$ , let

$$\bar{x}_{\sigma, h} = \begin{cases} \bar{x}(\sigma^{-1}(\{h, \dots, |S|\}) \cup S^c) & \text{if } h \in S, \\ \bar{x}(S^c) & \text{if } h \notin S. \end{cases}$$

Write  $\hat{Z}$  as  $\hat{Z} = \widehat{M}_s \hat{X}$ , where  $\widehat{M}_s = \mathbf{I}_m - \hat{\Omega} \mathbf{P}_s$ , with  $\mathbf{P}_s$  the projection matrix onto the  $s$ -th coordinate, i.e., the  $m \times m$  matrix with a one at position  $(s, s)$  and zeros elsewhere. Let  $\hat{X} = \text{diag}^{-1/2}(\hat{\mathbf{v}}) \hat{\theta}$ ,  $\theta_n = \theta(P_n)$  and

$$\mathbf{v}_n = \mathbf{v}(P_n) = (V_{11}(P_n), V_{22}(P_n), \dots, V_{m,m}(P_n))'.$$

The selection event  $\hat{S} = S$  realizes if and only if

$$\hat{X}_s - \hat{v}_s^{-1/2} \theta_{n,s} \in \mathcal{Y}_s \left( \hat{\Omega}, \text{diag}^{-1/2}(\hat{\mathbf{v}}) \theta_n, \widehat{M}_s \text{diag}^{-1/2}(\hat{\mathbf{v}}) (\hat{\theta} - \theta_n), \hat{x} \right),$$

where

$$\mathcal{Y}_s \left( \Omega, \mu, \tilde{Z}, \bar{x} \right) = \bigcup_{\sigma \in \mathcal{E}(S)} \left( \bigcap_{h \in S} \left\{ \xi \in \mathbb{R} : \Omega_{h,s} \xi + \mu_h + \tilde{Z}_h \geq \bar{x}_{\sigma, h} \right\} \cap \bigcap_{h \notin S} \left\{ \xi \in \mathbb{R} : \Omega_{h,s} \xi + \mu_h + \tilde{Z}_h < \bar{x}_{\sigma, h} \right\} \right).$$

We prove

$$\lim_{n \rightarrow \infty} \sup_{P \in \mathcal{P}_n} \left| P \left( \hat{\theta}_s^{(p)} > \theta_s(P) \mid \hat{S} = S \right) - p \right| P \left( \hat{S} = S \right) = 0.$$

The proof for the other claim of the lemma is almost identical. Suppose that (18) does

not hold. Then, there exists  $\kappa > 0$  and a sequence  $P_n \in \mathcal{P}_n$  such that along a subsequence,

$$\left| P_n \left( \hat{\theta}_s^{(p)} > \theta_s(P_n) \mid \hat{S} = S \right) - p \right| P_n \left( \hat{S} = S \right) \geq \kappa. \quad (18)$$

Pass to this subsequence. Our proof aims at finding a subsequence with certain properties. Starting from our original subsequence, we will pass to subsubsequences and subsubsubsequences and so forth to find this subsequence. As we pass down to a subsequence, we replace the original sequence by the subsequence without changing the notation. Therefore, the meaning of, e.g.,  $P_n$  changes throughout the proof. Keeping track of subsequence indices would make the notation cumbersome. We write  $\theta_n = \theta(P_n)$ ,  $\mathbf{v}_n = \mathbf{v}(P_n)$ ,  $\bar{x}_n = \bar{x}(P_n)$ ,  $V_n = V(P_n)$ ,  $\Omega_n = \Omega(P_n)$  and  $\mu_n = \text{diag}^{-1/2}(\mathbf{v}_n)\theta_n$ . Along the subsequence,  $P_n(\hat{S} = S) \geq \kappa$ .

We now establish the convergence of different quantities along appropriately chosen subsequences. We first consider the sequence of threshold function  $\bar{x}_n$ . The domain  $\mathcal{D}$  of  $\bar{x}_n$  is the space of all subsets of  $\{1, \dots, m\}$ , which has cardinality  $2^m$ . Therefore, we can think of  $\bar{x}_n$  as a finite-dimensional vector that is contained in the  $2^m$ -dimensional hypercube  $[-C_{\bar{x}}, C_{\bar{x}}]^{2^m}$ . This is a compact set. Therefore,  $\bar{x}_n$  has a convergent subsequence. Pass to this subsequence and denote the limit by  $\bar{x}^*$ . We now show that  $\bar{x}^*$  is a threshold function, i.e., for subsets  $A \subseteq B$  of  $\{1, \dots, m\}$ ,  $\bar{x}^*(A) \leq \bar{x}^*(B)$ . Suppose that this is not the case. Then, there exist  $A \subseteq B$  and  $b > 0$  such that  $\bar{x}^*(A) - \bar{x}^*(B) \geq b$ . Therefore,

$$\begin{aligned} b &< \bar{x}^*(A) - \bar{x}^*(B) \\ &= \bar{x}_n(A) - \bar{x}_n(B) + o(1), \end{aligned}$$

implying that  $\bar{x}_n(A) \geq \bar{x}_n(B) + b/2$  eventually, contradicting the fact that  $\bar{x}_n$  is a threshold function. This establishes that there is a threshold function  $\bar{x}^*$  such that

$$\hat{x} = \bar{x}^* + o_{p, P_n}(1).$$

All  $\Omega_n$  are correlation matrices. The space of correlation matrices is a compact space. Therefore, there exists a subsequence along which  $\Omega_n$  converges to a limiting correlation matrix  $\Omega^*$ . Pass to this subsequence. For a random vector  $W$ , write  $W = O_{p, P_n}(1)$  if there is a constant  $C$  such that

$$P_n(\|W\| > C) \rightarrow 0.$$

Let  $\hat{D}_n = \text{diag}^{-1/2}(\hat{\mathbf{v}}_n) \text{diag}^{-1/2}(\mathbf{v}_n)$ . Note that  $\Omega_n = \text{diag}^{-1/2}(\mathbf{v}_n) V_n \text{diag}^{-1/2}(\mathbf{v}_n)$ . Decompose,

$$\begin{aligned} \hat{\Omega} - \Omega^* &= \hat{D}_n \text{diag}^{-1/2}(\mathbf{v}_n) \left( \hat{V} - V_n \right) \text{diag}^{-1/2}(\mathbf{v}_n) \hat{D}_n + \hat{D}_n (\Omega_n - \Omega^*) \hat{D}_n \\ &\quad + \left( \hat{D}_n - \mathbf{I}_m \right) \Omega^* \hat{D}_n + \Omega^* \left( \hat{D}_n - \mathbf{I}_m \right). \end{aligned}$$

By Assumption 1.2,  $\hat{D}_n - \mathbf{I}_m = o_{p, P_n}(1)$ ,  $\hat{D}_n = O_{p, P_n}(1)$  and  $\hat{V} - V_n = o_{p, P_n}(1)$ . From

above,  $\Omega_n - \Omega^* = o(1)$ . Plugging these asymptotic results into the decomposition above, we have  $\widehat{\Omega} - \Omega^* = o_{p,P_n}(1)$ . Let  $M^* = \mathbf{I}_m - \Omega^* P_s$ . We now prove,

$$\left( X_s - \hat{v}_s^{-1/2} \theta_{n,s}, \widehat{M}_s \text{diag}^{-1/2}(\hat{\mathbf{v}})(\hat{\theta} - \theta_n) \right) \Rightarrow N \left( 0, \begin{bmatrix} 1 & \mathbf{0}_{1 \times 0} \\ \mathbf{0}_{m \times 1} & M_s^* \Omega^* M_s^* \end{bmatrix} \right) \quad (19)$$

along  $P_n$  in the usual sense of weak convergence. Let  $f \in BL_1$  and  $\xi_\Omega \sim N(0, \Omega)$ . We have  $\Omega_n \rightarrow \Omega^*$  and therefore  $\xi_{\Omega_n} \Rightarrow \xi_{\Omega^*}$ . This is obvious from the pointwise convergence of the characteristic functions. Therefore,

$$|\mathbb{E}[f(\xi_{\Omega_n})] - \mathbb{E}[f(\xi_{\Omega^*})]| \rightarrow 0.$$

Let  $\mu_n = \text{diag}^{-1/2}(\mathbf{v}_n) \theta_n$ . By Assumption 1.1,

$$\left| \mathbb{E}_{P_n} \left( f \left( \text{diag}^{-1/2}(\mathbf{v}_n) \theta_n - \mu_n \right) \right) - \mathbb{E}[f(\xi_{\Omega_n})] \right| \rightarrow 0.$$

Therefore, by the triangle inequality,

$$\left| \mathbb{E}_{P_n} \left( f \left( \text{diag}^{-1/2}(\mathbf{v}_n) \theta_n - \mu_n \right) \right) - \mathbb{E}[f(\xi_{\Omega^*})] \right| \rightarrow 0.$$

Since  $f$  was chosen arbitrarily this holds for all  $f \in BL_1$  and

$$\text{diag}^{-1/2}(\mathbf{v}_n) \theta_n - \mu_n \Rightarrow N(0, \Omega^*).$$

Noting that  $\widehat{D}_n - \mathbf{I}_m = o_{p,P_n}(1)$  and  $\widehat{M}_s - M_s^* = o_{p,P_n}(1)$ , Slutsky's lemma implies (19).

Let  $\|\cdot\|_2$  denote the matrix norm induced by the Euclidean norm. Define the events

$$\begin{aligned} \mathcal{E}_{1,\eta} &= \left\{ \max_{h=1,\dots,m} |\hat{v}_h/v_{n,h} - 1| \leq \eta, |\hat{x} - \bar{x}^*|_\infty \leq \eta, \|\widehat{\Omega} - \Omega^*\|_2 \leq \eta \right\}, \\ \mathcal{E}_{2,b} &= \left\{ \|\widehat{M}_s \text{diag}^{-1/2}(\hat{\mathbf{v}})(\hat{\theta} - \theta_n)\|_{\max} \leq b \right\}, \end{aligned}$$

where  $\eta > 0$  is a small number. For all our arguments, we can take  $\eta = 1$ , but we write  $\eta$  to emphasize that the bounds that we derive hold because  $\eta$  represents an upper bound on the distance between different convergent sequences and their limits.

Suppose that  $\mu_{n,h'}$  is unbounded from below for some  $h' \in S$ . Then, there exists a sequence  $b_n \rightarrow \infty$  such that, passing to a subsequence if necessary,  $\mu_{n,h'} \leq -3b_n$ . On the event  $\mathcal{E}_{1,\eta}$  for  $\eta$  small enough, we have  $\hat{v}_{n,h'}^{-1/2} \theta_{n,h'} \leq -2b_n$ . Therefore, on the event  $\mathcal{E}_{1,\eta} \cap \mathcal{E}_{2,b_n}$ ,

$$\begin{aligned} & \widehat{\Omega}_{h',s} \xi + \hat{v}_{h'}^{-1/2} \theta_{n,h'} + \left( \widehat{M}_s \text{diag}^{-1/2}(\hat{\mathbf{v}})(\hat{\theta} - \theta_n) \right)_{h'} - \hat{x}_{\sigma,h'}^* \\ & \leq (1 + \eta)|\xi| - b_n - \min_{\sigma,h} \bar{x}_{\sigma,h}^* + \eta. \end{aligned}$$

Since the right-hand side does not depend on  $\sigma$ , we can bound the probability of the

selection event by

$$\begin{aligned}
& P_n(\hat{S} = S) \\
& \leq P_n\left(\hat{X}_s - \hat{v}_s^{-1/2}\theta_{n,s} \in \left\{\xi \in \mathbb{R} : (1+\eta)|\xi| - b_n - \min_{\sigma,h} \bar{x}_{\sigma,h}^* + \eta \geq 0\right\} \wedge \mathcal{E}_{1,\eta} \wedge \mathcal{E}_{2,b_n}\right) \\
& \quad + P_n(\mathcal{E}_{1,\eta}^c) + P_n(\mathcal{E}_{2,b_n}^c)
\end{aligned}$$

Let  $\xi \sim N(0, 1)$  and let  $\epsilon > 0$ . By monotone convergence, for  $b$  large enough,

$$P\left(\xi \in \left\{\xi \in \mathbb{R} : (1+\eta)|\xi| - b - \min_{\sigma,h} \bar{x}_{\sigma,h}^* + \eta \geq 0\right\}\right) \leq \epsilon/4.$$

The probability on the right-hand side decreases in  $b$ . By (19), for  $n$  large enough,

$$\begin{aligned}
& P_n\left(\hat{X}_s - \hat{v}_s^{-1/2}\theta_{n,s} \in \left\{\xi \in \mathbb{R} : (1+\eta)|\xi| - b_n - \min_{\sigma,h} \bar{x}_{\sigma,h}^* + \eta \geq 0\right\}\right) \\
& \leq P\left(\xi \in \left\{\xi \in \mathbb{R} : (1+\eta)|\xi| - b_n - \min_n \sigma, h \bar{x}_{\sigma,h}^* + \eta \geq 0\right\}\right) + \epsilon/4 \leq \epsilon/2.
\end{aligned}$$

For  $n$  large enough such that  $P_n(\mathcal{E}_{1,\eta}) \leq \epsilon/4$  and  $P_n(\mathcal{E}_{2,b_n}) \leq \epsilon/4$ , we have  $P_n(\hat{S} = S) \leq \epsilon$ . Since  $\epsilon$  is an arbitrarily small positive number, this contradicts  $P_n(\hat{S} = S) \geq \kappa$ . Similarly, we can arrive at a contradiction if we assume that  $\mu_{n,h'}$  is unbounded from above for some  $h' \notin S$ .

Now suppose that  $\mu_{n,h'}$  is unbounded from above for some  $h' \in S$ . Arguing as above, there is a sequence  $b_n \rightarrow \infty$  such that, passing to a subsequence if necessary,  $\hat{v}_{n,h'}^{-1/2}\theta_{n,h'} \geq 2b_n$  on  $\mathcal{E}_{1,\eta}$ . On the event  $\mathcal{E}_{1,\eta} \cap \mathcal{E}_{2,b_n}$ ,

$$\begin{aligned}
& \widehat{\Omega}_{h',s}\xi + \hat{v}_{h'}^{-1/2}\theta_{n,h'} + \left(\widehat{M}_s \text{diag}^{-1/2}(\hat{\mathbf{v}})(\hat{\theta} - \theta_n)\right)_{h'} - \hat{x}_{\sigma,h'} \\
& \geq -(1+\eta)|\xi| + b_n - \max_{\sigma,h} \bar{x}_{\sigma,h}^* - \eta.
\end{aligned}$$

Let

$$\begin{aligned}
\mathcal{Y}_{s,H}(\Omega, \mu, \tilde{z}, \bar{x}) = & \bigcup_{\sigma \in \mathcal{E}(S)} \left( \bigcap_{h \in S \setminus H} \{\xi \in \mathbb{R} : \Omega_{h,s}\xi + \mu_h + \tilde{z}_h \geq \bar{x}_{\sigma,h}\} \right. \\
& \left. \cap \bigcap_{h \in S^c \setminus H} \{\xi \in \mathbb{R} : \Omega_{h,s}\xi + \mu_h + \tilde{z}_h < \bar{x}_{\sigma,h}\} \right).
\end{aligned}$$

On  $\mathcal{E}_{1,\eta} \cap \mathcal{E}_{2,b_n}$ , we have the sandwich

$$\begin{aligned} & \mathcal{Y}_{s,\{h'\}} \left( \widehat{\Omega}, \text{diag}^{-1/2}(\widehat{\mathbf{v}})\theta_n, \widehat{M}_s \text{diag}^{-1/2}(\widehat{\mathbf{v}})(\hat{\theta} - \theta_n), \hat{x} \right) \\ & \subseteq \mathcal{Y}_s \left( \widehat{\Omega}, \text{diag}^{-1/2}(\widehat{\mathbf{v}})\theta_n, \widehat{M}_s \text{diag}^{-1/2}(\widehat{\mathbf{v}})(\hat{\theta} - \theta_n), \hat{x} \right) \\ & \subseteq \mathcal{Y}_{s,\{h'\}} \left( \widehat{\Omega}, \text{diag}^{-1/2}(\widehat{\mathbf{v}})\theta_n, \widehat{M}_s \text{diag}^{-1/2}(\widehat{\mathbf{v}})(\hat{\theta} - \theta_n), \hat{x} \right) \cup A_{1,n}, \end{aligned}$$

where

$$A_{1,n} = \left\{ \xi \in \mathbb{R} : -(1+\eta)|\xi| + b_n - \max_{\sigma,h} \bar{x}_{\sigma,h}^* - \eta \geq 0 \right\}.$$

We can argue a similar sandwich with  $A_{1,n}$  replaced by

$$A_{2,n} = \left\{ \xi \in \mathbb{R} : (1+\eta)|\xi| - b_n - \min_{\sigma,h} \bar{x}_{\sigma,h}^* + \eta < 0 \right\},$$

for  $h' \notin S$  that are unbounded from below. Let  $A_n = A_{1,n} \cup A_{2,n}$ .

We have so far established that  $h \in S$  with  $\mu_{n,h}$  unbounded from below and  $h \notin S$  with  $\mu_{n,h}$  unbounded from above cannot occur along the subsequence  $P_n$  that we are considering. Gather all  $h \in S$  with  $\mu_{n,h}$  unbounded from above and all  $h \notin S$  with  $\mu_{n,h}$  unbounded from below in the set  $H$ . For all  $h \notin H$ , we have  $\mu_{n,h}$  bounded from above and below and hence contained in a compact set. Therefore,  $\mu_{n,h}$  converges to a finite limit  $\mu_h^*$  for all  $h \notin H$  along a subsequence. Pass to this subsequence. Write  $\mu^*$  for the limit of the vector  $\mu_n$ , allowing individual components  $s$  and  $h \notin H$  to be infinite.

Define the family of functions,

$$\xi \mapsto f_{\mathcal{Y},H}(\xi \mid \Omega, \mu, \tilde{z}, \bar{x}) = 1 \{ \xi \in \mathcal{Y}_{s,H}(\Omega, \mu, \tilde{z}, \bar{x}) \}.$$

Consider a generic convergent sequence

$$(\Omega^{(j)}, \mu^{(j)}, \tilde{z}^{(j)}, \bar{x}^{(j)}) \rightarrow (\Omega', \mu', \tilde{z}', \bar{x}')$$

and note that  $f_{\mathcal{Y},H}(\cdot \mid \Omega^{(j)}, \mu^{(j)}, \tilde{z}^{(j)}, \bar{x}^{(j)})$  converges pointwise to  $f_{\mathcal{Y},H}(\cdot \mid \Omega', \mu', \tilde{z}', \bar{x}')$  except possibly on a set of Lebesgue measure zero. Since the standard Gaussian measure  $d\Phi$  is absolutely continuous with respect to the Lebesgue measure,  $f_{\mathcal{Y},H}(\cdot \mid \Omega^{(j)}, \mu^{(j)}, \tilde{z}^{(j)}, \bar{x}^{(j)})$  converges  $d\Phi$ -almost everywhere. By the dominated convergence theorem,

$$\int_{\xi} f_{\mathcal{Y},H}(\xi \mid \Omega^{(j)}, \mu^{(j)}, \tilde{z}^{(j)}, \bar{x}^{(j)}) d\Phi(\xi) \rightarrow \int_{\xi} f_{\mathcal{Y},H}(\xi \mid \Omega', \mu', \tilde{z}', \bar{x}') d\Phi(\xi) > 0$$

as  $j \rightarrow \infty$ . The inequality on the right-hand side follows from the fact that  $\mathcal{Y}_{s,H}(\Omega', \mu', \tilde{z}', \bar{x}')$  contains nonempty intervals and that the Gaussian distribution is supported on the

entire real line. Let

$$f_x(\xi \mid \tilde{x}) = 1 \{ \xi \leq \tilde{x} \}.$$

For any convergent sequence

$$(\Omega^{(j)}, \mu^{(j)}, \tilde{z}^{(j)}, \bar{x}^{(j)}, \tilde{x}^{(j)}) \rightarrow (\Omega', \mu', \tilde{z}', \bar{x}', \tilde{x}')$$

it can be argued similarly as above that

$$\begin{aligned} & \int_{\xi} f_{\mathcal{Y},H}(\xi \mid \Omega^{(j)}, \mu^{(j)}, \tilde{z}^{(j)}, \bar{x}^{(j)}) f_x(\xi \mid \tilde{x}^{(j)}) d\Phi(\xi) \\ & \rightarrow \int_{\xi} f_{\mathcal{Y},H}(\xi \mid \Omega', \mu', \tilde{z}', \bar{x}') f_x(\xi \mid \tilde{x}') d\Phi(\xi). \end{aligned}$$

This establishes that the function

$$g_{H,L} : (\mathbb{R}_+^{m \times m}, \mathbb{R}^m, \mathbb{R}^m, \mathbb{R}^m, \mathbb{R}_{m|\mathcal{E}(S)|}, \mathbb{R}_+) \rightarrow \mathbb{R}_+$$

defined by

$$g_{H,\ell}(\Omega, \mu, \tilde{z}, \bar{x}, \tilde{x}, a) = \frac{\int_{\xi} f_x(\xi \mid \tilde{x}) f_{\mathcal{Y},H}(\xi \mid \Omega, \mu, \tilde{z}, \bar{x}) d\Phi(\xi)}{a + \int_{\xi} f_{\mathcal{Y},H}(\xi \mid \Omega, \mu, \tilde{z}, \bar{x}) d\Phi(\xi)}$$

is continuous. Let  $(\Xi, \mathcal{Z})$  denote a  $\mathbb{R}^{1+m}$ -random vector with distribution equal to Gaussian distribution on the right-hand side of (19). Let  $a_n = \int_{\xi} 1 \{ \xi \in A_n \} d\Phi(\xi)$  and note that  $a_n$  is a positive sequence that vanishes as  $n \rightarrow \infty$ . We have

$$\left( \hat{X}_s - \hat{v}_s^{-1/2} \theta_{n,s}, \widehat{M}_s \text{diag}^{-1/2}(\hat{\mathbf{v}})(\hat{\theta} - \theta_n), \widehat{\Omega}, \mu_n, \hat{\hat{x}}, a_n \right) \Rightarrow (\Xi, \mathcal{Z}, \Omega^*, \mu^*, \bar{x}^*, 0)$$

and hence by the continuous mapping theorem,

$$\begin{aligned} & g_{H,\ell} \left( \widehat{\Omega}, \mu_n, \widehat{M}_s \text{diag}^{-1/2}(\hat{\mathbf{v}})(\hat{\theta} - \theta_n), \hat{\hat{x}}, \hat{X}_s - \hat{v}_s^{-1/2} \theta_{n,s}, a_n \right) \\ & \Rightarrow g_{H,\ell}(\Omega^*, \mu^*, \mathcal{Z}, \bar{x}^*, \Xi, 0). \end{aligned}$$

An almost identical argument proves that for

$$g_{H,u}(\Omega, \mu, \tilde{z}, \bar{x}, \tilde{x}, a) = \frac{a + \int_{\xi} f_x(\xi \mid \tilde{x}) f_{\mathcal{Y},H}(\xi \mid \Omega, \mu, \tilde{z}, \bar{x}) d\Phi(\xi)}{\int_{\xi} f_{\mathcal{Y},H}(\xi \mid \Omega, \mu, \tilde{z}, \bar{x}) d\Phi(\xi)},$$

we have

$$\begin{aligned} & g_{H,u} \left( \widehat{\Omega}, \mu_n, \widehat{M}_s \text{diag}^{-1/2}(\hat{\mathbf{v}})(\hat{\theta} - \theta_{n,s}), \hat{\hat{x}}, \hat{X}_s - \hat{v}_{n,s}^{-1/2} \theta_{n,s}, a_n \right) \\ & \Rightarrow g_{H,u}(\Omega^*, \mu^*, \mathcal{Z}, \bar{x}^*, \Xi, 0). \end{aligned}$$

The Rosenblatt transform is given by

$$\begin{aligned}\widehat{F}_s\left(\hat{X}_s \mid \hat{Z}, \theta_s, S\right) &= F_s\left(\hat{X}_s \mid \hat{Z}, \theta_s, \hat{x}, \hat{v}_s, \widehat{\Omega}, S\right) \\ &= g_{\emptyset, \ell}\left(\widehat{\Omega}, \mu_n, \widehat{M}_s \operatorname{diag}^{-1/2}(\hat{\mathbf{v}})(\hat{\theta} - \theta_n), \hat{x}, \hat{X}_s - \hat{v}_{n,s}^{-1/2}\theta_{n,s}, 0\right).\end{aligned}$$

Its asymptotic counterpart is

$$F_s(\Xi \mid \mathcal{Z}, \theta_s, S) = F_s(\Xi \mid \mathcal{Z}, \theta_s, \bar{x}^*, v_s^*, \Omega^*, S) = g_{\emptyset, \ell}(\Omega^*, \mu^*, \mathcal{Z}, \bar{x}^*, \Xi, 0).$$

The sandwich

$$\begin{aligned}& \mathcal{Y}_{s,H}\left(\widehat{\Omega}, \mu_n, \widehat{M}_s \operatorname{diag}^{-1/2}(\hat{\mathbf{v}})(\hat{\theta} - \theta_n), \hat{x}\right) \\ & \subseteq \mathcal{Y}_s\left(\widehat{\Omega}, \mu_n, \widehat{M}_s \operatorname{diag}^{-1/2}(\hat{\mathbf{v}})(\hat{\theta} - \theta_n), \hat{x}\right) \\ & \subseteq \mathcal{Y}_{s,H}\left(\widehat{\Omega}, \mu_n, \widehat{M}_s \operatorname{diag}^{-1/2}(\hat{\mathbf{v}})(\hat{\theta} - \theta_n), \hat{x}\right) \cup A_n,\end{aligned}$$

bounds

$$\begin{aligned}& g_{H, \ell}\left(\widehat{\Omega}, \mu_n, \widehat{M}_s \operatorname{diag}^{-1/2}(\hat{\mathbf{v}})(\hat{\theta} - \theta_n), \hat{x}, \hat{X}_s - \hat{v}_s^{-1/2}\theta_{n,s}, a_n\right) \\ & \leq g_{\emptyset, \ell}\left(\widehat{\Omega}, \mu_n, \widehat{M}_s \operatorname{diag}^{-1/2}(\hat{\mathbf{v}})(\hat{\theta} - \theta_n), \hat{x}, \hat{X}_s - \hat{v}_s^{-1/2}\theta_{n,s}, 0\right) \\ & \leq g_{H, u}\left(\widehat{\Omega}, \mu_n, \widehat{M}_s \operatorname{diag}^{-1/2}(\hat{\mathbf{v}})(\hat{\theta} - \theta_n), \hat{x}, \hat{X}_s - \hat{v}_s^{-1/2}\theta_{n,s}, a_n\right)\end{aligned}$$

Therefore,

$$\begin{aligned}& \left(\widehat{F}_s(\hat{X}_s \mid \hat{Z}, \theta_s, S), \hat{X}_s - \hat{v}_s^{-1/2}\theta_{n,s}, \widehat{M}_s \operatorname{diag}^{-1/2}(\hat{\mathbf{v}})(\hat{\theta} - \theta_n), \widehat{\Omega}, \mu_n, \hat{x}\right) \\ & \Rightarrow (F_s(\Xi \mid \mathcal{Z}, \theta_s, S), \Xi, \mathcal{Z}, \Omega^*, \mu^*, \bar{x}^*).\end{aligned}$$

Let  $Q_n$  denote the probability distribution of the random vector on the left-hand side and let  $Q$  denote the probability distribution of the random vector on the right-hand side. For  $\mu_n$  we implicitly consider only the components that are bounded. We operate on a subsequence where  $Q_n \Rightarrow Q$  in the usual sense of weak convergence. We have the following nesting of events:

$$\begin{aligned}& \left\{\hat{X}_s - \hat{v}_s^{-1/2}\theta_{n,s} \in \mathcal{Y}_{s,H}\left(\widehat{\Omega}, \mu_n, \widehat{M}_s \operatorname{diag}^{-1/2}(\hat{\mathbf{v}})(\hat{\theta} - \theta_n), \hat{x}\right)\right\} \\ & \subseteq \left\{\hat{X}_s - \hat{v}_s^{-1/2}\theta_{n,s} \in \mathcal{Y}_s\left(\widehat{\Omega}, \mu_n, \widehat{M}_s \operatorname{diag}^{-1/2}(\hat{\mathbf{v}})(\hat{\theta} - \theta_n), \hat{x}\right)\right\} \\ & \subseteq \left\{\hat{X}_s - \hat{v}_s^{-1/2}\theta_{n,s} \in \mathcal{Y}_{s,H}\left(\widehat{\Omega}, \mu_n, \widehat{M}_s \operatorname{diag}^{-1/2}(\hat{\mathbf{v}})(\hat{\theta} - \theta_n), \hat{x}\right)\right\} \\ & \cup \left\{\hat{X}_s - \hat{v}_s^{-1/2}\theta_{n,s} \in A_n\right\} \cup \mathcal{E}_{1,\eta} \cup \mathcal{E}_{2,b_n},\end{aligned}$$



where  $b_n$  is an increasing sequence that diverges to infinity such that

$$\left\| \text{diag}^{-1/2}(\mathbf{v}_n) \theta_n \right\|_{\max} \leq b_n.$$

The left-hand side of the inclusion corresponds to the  $S$  event in Lemma F.2 under the probability measure  $Q_n$ . The middle part of the inclusion corresponds to the  $S_n$  event in Lemma F.2 also under the probability measure  $Q_n$ . Lemma F.2 requires

$$Q_n(S \triangle S_n) \rightarrow 0.$$

By the inclusion above, this is implied by

$$Q_n\left(\hat{X}_s - \hat{v}_s^{-1/2} \theta_{n,s} \in A_n\right) \rightarrow 0, \quad Q_n \mathcal{E}_{1,\eta} \rightarrow 0 \quad \text{and} \quad Q_n \mathcal{E}_{2,b_n} \rightarrow 0.$$

We have already verified these three conditions above. Lemma F.2 requires also that  $Q(\partial S) = 0$ , where  $\partial S$  denotes the boundary of  $S$ . Bound

$$\partial S \subseteq \bigcup_{\sigma \in \mathcal{E}(S)} \bigcup_{h \in \{1, \dots, m\} \subset H} \{(\xi, z) \in \mathbb{R}^{1+m} : \Omega_{h,s}^* \xi + \mu_h^* + z_h = \bar{x}_{\sigma,h}^*\}$$

and note that the set on the right-hand side has Lebesgue measure zero and hence measure zero under the limiting Gaussian distribution. Now, applying Lemma F.2 yields

$$\hat{F}_s\left(\hat{X}_s \mid \hat{Z}, \theta_s, S\right) \mid S_n \Rightarrow F_s(\Xi \mid \mathcal{Z}, \theta_s, S) \mid S.$$

Therefore, by Lemma D.2, we have

$$\hat{F}_s\left(\hat{X}_s \mid \hat{Z}, \theta_s, S\right) \mid S_n \Rightarrow \mathcal{U}[0, 1].$$

By Lemma D.1 for  $U \sim \mathcal{U}[0, 1]$ ,

$$\begin{aligned} \left| P_n\left(\hat{\theta}_s^{(p)} > \theta_{n,s} \mid \hat{S} = S\right) - p \right| &= \left| P_n\left(\hat{F}_s\left(\hat{X}_s \mid \hat{Z}, \theta_{n,s}, S\right) < p \mid \hat{S} = S\right) - p \right| \\ &= P(U < p) - p + o(1) = o(1) \end{aligned}$$

on an appropriately chosen subsequence. This contradicts inequality (18) and concludes the proof.

**Lemma F.2 (Convergence of conditional probability measures)** *Let  $P$  and  $P_n$ ,  $n \in \mathbb{N}$ , denote probability measures on a metric space  $M$  that is equipped with its Borel-algebra. Suppose that*

$$P_n \Rightarrow P,$$

*where the symbol “ $\Rightarrow$ ” represents weak convergence. Let  $S$  and  $S_n$ ,  $n \in \mathbb{N}$ , denote Borel subsets of  $M$ . Assume that  $S$  is  $P$ -continuous, i.e.,  $P(\partial S) = 0$ , where  $\partial S$  is the boundary*

of  $S$ ,  $PS = p^* > 0$ , and

$$P_n(S \triangle S_n) \rightarrow 0,$$

as  $n \rightarrow \infty$ , where  $S \triangle S_n$  denotes the symmetric set difference between  $S$  and  $S_n$ . Then, for  $X \sim P$  and  $X_n \sim P_n$

$$X_n \mid S_n \Rightarrow X \mid S,$$

PROOF For  $X_n \sim P_n$ , write  $Q_n$  for the probability measure of  $X_n \mid S_n$ . For  $X \sim P$ , write  $Q$  for the probability measure of  $X \mid S$ . First note that, since  $S$  is  $P$ -continuous,  $P_n S \rightarrow P(S) = p^* > 0$ . The inclusions,  $S_n \subset S \cup (S_n \cap S^c)$  and  $S \subset S_n \cup (S \cap S_n^c)$  and the union bound for probabilities imply

$$P_n S - P_n(S \cap S_n^c) \leq P_n S_n \leq P_n S + P_n(S_n \cap S^c)$$

and thus

$$|P_n S_n - p^*| \leq |P_n S - PS| + P_n(S \triangle S_n).$$

The first term on the right-hand side vanishes by weak convergence of  $P_n$  to  $P$  since  $S$  is  $P$ -continuous. The second term on the right-hand side vanishes by assumption. Therefore,  $P_n S_n \rightarrow p^* > 0$  and it is without loss of generality to assume that  $P_n S_n$  is bounded away from zero. Thus, for  $A \subset M$ ,  $Q_n A = P_n(A \cap S_n)/P_n(S_n)$  is well-defined. By the Portmanteau lemma, it suffices to show

$$Q_n A \rightarrow QA$$

as  $n \rightarrow \infty$  for all  $Q$ -continuous sets  $A \subseteq M$ . For  $Q$ -continuous  $A \subseteq M$ ,

$$Q_n A = \frac{P_n(A \cap S_n)}{P_n S_n} = \frac{P_n(A \cap S)}{P_n S_n} + \frac{P_n(A \cap S_n) - P_n(A \cap S)}{P_n S_n} =: p_n + q_n$$

The inclusions,

$$\begin{aligned} A \cap S_n &\subseteq (A \cap S) \cup (S_n \cap S^c) \\ A \cap S &\subseteq (A \cap S_n) \cup (S \cap S_n^c) \end{aligned}$$

and the union bound for probabilities imply

$$|q_n| = \frac{|P_n(A \cap S_n) - P_n(A \cap S)|}{P_n S_n} \leq \frac{P_n(S_n \triangle S)}{P_n S_n} \rightarrow 0.$$

Next, we show  $p_n \rightarrow QA$ , thus proving  $Q_n A \rightarrow QA$  and concluding the proof. For a set  $A$  let  $\bar{A}$  denote the closure of  $A$ . For sets  $A, B$  it can be shown that

$$\partial(A \cap B) \subseteq (\bar{B} \cap \partial A) \cup (\bar{A} \cap \partial B).$$

Applying this inequality with  $A = A$  and  $B = S$  yields

$$\partial(A \cap S) \subseteq (\bar{S} \cap \partial A) \cup (\partial S) \subseteq (S \cap \partial A) \cup (\partial S)$$

and therefore

$$P\partial(A \cap S) \leq P(S \cap \partial A) + P(\partial S) = P(S \cap \partial A) + 0 = 0,$$

where the first equality follows since  $S$  is  $P$ -continuous and the second equality follows since  $A$  is  $Q$ -continuous and therefore

$$0 = Q(\partial A) = \frac{P(S \cap \partial A)}{p^*}.$$

This implies that  $A \cap S$  is  $P$ -continuous and therefore  $P_n(A \cap S) \rightarrow P(A \cap S)$  by the Portmanteau lemma. Thus,

$$p_n = \frac{P_n(A \cap S)}{P_n S_n} \rightarrow \frac{P(A \cap S)}{PS} = QA.$$

## References

- Benjamini, Yoav and Yosef Hochberg (1995). “Controlling the false discovery rate: a practical and powerful approach to multiple testing”. In: *Journal of the Royal statistical society: series B (Methodological)* 57.1, pp. 289–300.
- Benjamini, Yoav and Daniel Yekutieli (2001). “The control of the false discovery rate in multiple testing under dependency”. In: *Annals of Statistics*, pp. 1165–1188.
- Bentley and Ottmann (1979). “Algorithms for reporting and counting geometric intersections”. In: *IEEE Transactions on computers* 100.9, pp. 643–647.
- Couttenier, Mathieu, Veronica Petrencu, Dominic Rohner, and Mathias Thoenig (2019). “The violent legacy of conflict: evidence on asylum seekers, crime, and public policy in Switzerland”. In: *American Economic Review* 109.12, pp. 4378–4425.
- Holm, Sture (1979). “A simple sequentially rejective multiple test procedure”. In: *Scandinavian journal of statistics*, pp. 65–70.
- Karlan, Dean and John A List (2007). “Does price matter in charitable giving? Evidence from a large-scale natural field experiment”. In: *American Economic Review* 97.5, pp. 1774–1793.
- Kivaranovic, Danijel and Hannes Leeb (2021). “On the Length of Post-Model-Selection Confidence Intervals Conditional on Polyhedral Constraints”. In: *Journal of the American Statistical Association* 116.534, pp. 845–857.
- Lehmann, EL and Joseph P Romano (2005). “Generalizations of the Familywise Error Rate”. In: *Annals of Statistics*, pp. 1138–1154.
- List, John A, Azeem M Shaikh, and Yang Xu (2019). “Multiple hypothesis testing in experimental economics”. In: *Experimental Economics* 22, pp. 773–793.
- Romano, Joseph P and Michael Wolf (2005). “Stepwise multiple testing as formalized data snooping”. In: *Econometrica* 73.4, pp. 1237–1282.

Šidák, Zbyněk (1967). “Rectangular confidence regions for the means of multivariate normal distributions”. In: *Journal of the American Statistical Association* 62.318, pp. 626–633.