


# A FRAMEWORK FOR THE SECURITY AND PRIVACY OF BIOMETRIC SYSTEM CONSTRUCTIONS UNDER DEFINED COMPUTATIONAL ASSUMPTIONS

Sam Grierson,  William J Buchanan, Craig Thomson, Baraq Galeb, and Chris Eckl

**ABSTRACT.** Biometric systems, while offering convenient authentication, often fall short in providing rigorous security assurances. A primary reason is the ad-hoc design of protocols and components, which hinders the establishment of comprehensive security proofs. This paper introduces a formal framework for constructing secure and privacy-preserving biometric systems. By leveraging the principles of universal composability, we enable the modular analysis and verification of individual system components. This approach allows us to derive strong security and privacy properties for the entire system, grounded in well-defined computational assumptions.

## 1. INTRODUCTION

*Staying alive is not enough to guarantee survival. Development is the best way to ensure survival.*

— Liu Cixin, *The Dark Forest*, 2008

Biometrics are now a common mode of authentication for end users, particularly those who use modern smartphones; for example, a Cisco Duo report surveying 50 million devices globally found that 81% of smartphones had biometrics enabled [1]. The uptake in using biometrics reflects the recent advancements in the practicality user focused biometric authentication methods [2, 3], such as Apple’s FaceID [4] and Android-based [5]. Recently, the paradigm in society has shifted toward a more privacy-conscious users [6, 7]. The consequence of this paradigm shift is a change in the user’s perception of the security and confidentiality of using their biometrics for authentication, primarily influenced by the number of cases where their biometric data was used without consent [8, 9].

The societal shift in focus recently towards more privacy-oriented identification and authentication has resulted in several government entities pushing legislative and regulatory procedures to deal with the collection, processing, and storage of biometric and behavioural data. The most notable of these is the European Union’s 2016 General Data Protection Regulation (GDPR) [10], and the California Consumer Privacy Act

(CCPA) of 2018 [11], both of which provide strong guarantees of privacy and security for the user’s biometric data under their jurisdiction. As the user’s security and privacy when interacting with a biometric system are the main focus of this research, the goal of this paper is to abstract the function of a biometric system and formalise the privacy and security requirements. We consider two approaches to security and privacy. The first is information-theoretic security and privacy, and the second is computational security and privacy.

**Contribution.** The primary contribution of this paper is the development of a framework for ensuring the security and privacy of biometric system architectures under specified computational assumptions. In particular, we focus on the definition of an ideal functionality for a biometric authentication system that can be used to prove the security and privacy of biometric system construction through universal composability [12]. By leveraging the power of universal composability, we can formally prove the security and privacy of biometric system constructions, ensuring their resilience against a wide range of attacks.

**Organisation.** The rest of this paper is organised as follows: Section 2 provides some of the background and details the preliminaries necessary for the rest of the paper. Section 3 introduces the reader to the biometric system setting, including high-level abstractions of the verification and identification problems and examples of practical biometric system constructions.

## 2. PRELIMINARIES

In this section, we establish the foundational concepts and techniques that underpin our work. We start by defining metric spaces and giving some examples of metric spaces that we will use in the course of the paper. Next, we provide a high-level overview of computational learning theory exploring how algorithms can be trained to embed data into a metric space. Finally, we introduce neural networks as a specific type of learning algorithms, highlighting key techniques and design principles used in contemporary neural network architectures.

**2.1. Metric Spaces.** Metric spaces can be used to abstractly model biometric data, allowing us to perform comparisons between two distinct biometrics to measure their “closeness”, following the example of work by Dodis *et al.* [13], Dodis *et al.* [14] and Boyen *et al.* [15]. In this section, we formally define the notion of a metric space common to various fields of mathematics and provide some examples of metric spaces.

**Definition 2.1** (Metric Space). A metric space is defined by the pair  $\mathcal{M} \stackrel{\text{def}}{=} (S, \Delta)$ , where  $S$  is a set and  $\Delta : S \times S \rightarrow \mathbb{R}_{\geq 0}$  is a distance function satisfying the following properties:

- (1)  $\forall x, y \in S : \Delta(x, y) = 0 \iff x = y$       (2)  $\forall x, y \in S : \Delta(x, y) = \Delta(y, x)$   
 (3)  $\forall x, y, z \in S : \Delta(x, z) \leq \Delta(x, y) + \Delta(y, z)$

where (1) implies both positivity and that  $\forall x \in S : \Delta(x, x) = 0$ , (2) is called the symmetry property, and (3) is called the triangle inequality.

To simplify notation, we typically refer to the metric space by just the set rather than the pair of the set and distance function. This notational abuse allows cleaner notations such as  $x \in \mathcal{M}$  where  $\mathcal{M}$  is the metric space where the distance function  $x, y \in \mathcal{M} : \Delta(x, y) \in \mathbb{R}_{\geq 0}$  is implicit.

In this paper, we consider the following metric spaces: the Hamming metric, the Levenshtein metric, Euclidean metric, cosine metric, and Chebyshev metric. The Hamming and Levenshtein metrics are considered string or edit metrics, whereas the Euclidean, Chebyshev, and cosine metrics are metrics over  $n$ -dimension real number spaces.

**Example 2.1** (Hamming Metric). The Hamming metric is defined by the set  $\{0, 1\}^n$ , which is a space of  $n$ -bit length strings, and the distance function is defined such that for  $x, y \in \{0, 1\}^n$

$$\Delta_{\text{Ham}}(x, y) \stackrel{\text{def}}{=} \sum_{i=1}^n \mathbf{1}[x_i \neq y_i].$$

Note that for the Hamming weight defined as  $\text{wt}(x) \stackrel{\text{def}}{=} \sum_{i=1}^n \mathbf{1}[x_i \neq 0]$  the distance can be also be defined as  $\Delta_{\text{Ham}}(x, y) = \text{wt}(x - y)$ .

**Example 2.2** (Levenshtein Metric). The Levenshtein metric is defined by the set  $\Sigma^{\leq n}$  where  $\Sigma^{\leq n}$  is an alphabet of strings of length  $\leq n$ . The distance function is defined recursively such that for  $x, y \in \Sigma^{\leq n}$  where  $i = |x|$  and  $j = |y|$

$$\Delta_{\text{Lev}, x, y}(i, j) = \begin{cases} \max(i, j) & \text{if } \min(i, j) = 0 \\ \min \begin{bmatrix} \Delta_{\text{Lev}}(i-1, j) + 1, \\ \Delta_{\text{Lev}}(i, j-1) + 1, \\ \Delta_{\text{Lev}}(i-1, j-1) + \mathbf{1}[x_i \neq y_i] \end{bmatrix} & \text{otherwise} \end{cases}.$$

The intuition for the Levenshtein distance between two strings is the count of the smallest number of single-character edits (operations consisting of insertion, deletion, or substitution) required to convert one string to another. We simplify the notation for the Levenshtein distance as  $\Delta_{\text{Lev}}(x, y)$  for convenience.

**Example 2.3** (Euclidean Metric). The Euclidean metric is defined by the set  $\mathcal{M} \stackrel{\text{def}}{=} \mathbb{R}^n$ , which is the  $n$ -dimensional vector space over the real numbers. The magnitude of a vector  $\mathbf{x} \in \mathbb{R}^n$  in the Euclidean metric is given by the  $\ell_2$  norm  $\|\mathbf{x}\|_2 = \sqrt{\sum_{i=1}^n \mathbf{x}[i]^2}$  and the distance between vectors  $\mathbf{x}, \mathbf{y} \in \mathbb{R}^n$  is  $\Delta_{\text{Euc}}(\mathbf{x}, \mathbf{y}) = \|\mathbf{x} - \mathbf{y}\|_2$ .

In some cases, such as when the magnitude of vectors gives no discerning information, the cosine similarity can be useful. The cosine similarity of two non-zero vectors in an Euclidean space is a measure of the difference in their orientation rather than magnitude. The cosine similarity is not technically a valid distance function as it does not obey the triangle inequality and, therefore, cannot be used to define a metric space. For notational convenience, we still defined the cosine similarity in the spirit of a distance function between  $\mathbf{x}, \mathbf{y} \in \mathbb{R}^n$  as

$$\Delta_{\text{Cos}}(\mathbf{x}, \mathbf{y}) = \frac{\langle \mathbf{x}, \mathbf{y} \rangle}{\|\mathbf{x}\|_2 \|\mathbf{y}\|_2}.$$

**Example 2.4** (Chebyshev Metric). The Chebyshev metric is defined by the set  $\mathbb{R}^n$  which is the  $n$ -dimensional vector space over the real numbers. The magnitude of a vector  $\mathbf{x} \in \mathbb{R}^n$  in the Chebyshev metric is given by the  $\ell_\infty$  norm  $\|\mathbf{x}\|_\infty = \max_{i=1}^n |\mathbf{x}[i]|$  and the distance between vectors  $\mathbf{x}, \mathbf{y} \in \mathbb{R}^n$  is  $\Delta_{\text{Che}}(\mathbf{x}, \mathbf{y}) = \|\mathbf{x} - \mathbf{y}\|_\infty$ .

The Euclidean metric is the canonical example of a metric space for an  $n$ -dimensional vector space over the reals, the intuition for which is simply the geometric distance between two vectors in a Cartesian space. The abstraction of the Euclidean norm ( $\ell_2$ ) to  $\ell_p$  norms for vector spaces results in the Chebyshev metric, where the Chebyshev distance is the limiting case of the  $\ell_p$  norm where  $p \rightarrow \infty$ .

**2.2. Learning Framework.** The biometric system constructions considered in this paper will be heavily based on classification algorithms. Classification algorithms take input from an arbitrary space of inputs and learns how to embed that input into a representation space such that the distance between the embeddings of correlated inputs is minimised. For example, when given a face biometric  $\mathbf{A} \in \mathbb{R}^{n \times m}$  the learning algorithm learns how to embed  $\mathbf{A}$  into the Euclidean metric  $(\mathbb{R}^k, \Delta_{\text{Euc}})$  such that vectors representing faces with similar features have smaller distances between them. In this section, we discuss how to construct classification algorithms using learning algorithms.

*Supervised Learning.* In this paper, we will look exclusively at supervised learning algorithms, which is the case for most biometric feature extractors based on classification algorithms commonly encountered in the wild. The supervised learning considered in this section will be parametrised by the input space  $\mathcal{X} \subseteq \mathbb{R}^d$ , output space  $\mathcal{Y} = [k]$  where  $k \in \mathbb{N}$  is a set of class labels, and data distribution  $\mathcal{D}$  over the pairs  $\mathcal{X} \times \mathcal{Y}$ .

Let  $\mathcal{H} \stackrel{\text{def}}{=} \{h_i : \mathcal{X} \rightarrow \mathcal{Y}\}_{i \in [m]}$  denote a hypothesis class, which is a finite collection of functions that map the input space to the output space.

**Definition 2.2** (PPT Training Algorithm). *For a hypothesis class  $\mathcal{H}$ , a PPT training algorithm  $\text{Train}_{\mathcal{D}} : \mathbb{N} \rightarrow \mathcal{H}$  is a randomised algorithm with sample access to a distribution  $\mathcal{D}$  such that  $\forall \lambda \in \mathbb{N}$  it runs in polynomial time in  $\lambda$  and returns  $h_{\lambda} \in \mathcal{H}$ .*

$$\text{Err}_{\mathcal{D}}(h) \stackrel{\text{def}}{=} \Pr_{(x,y) \sim \mathcal{D}} [h(x) \neq y]$$

*The PAC Learnability Framework.* Let  $\text{loss} : \mathcal{Y} \times \mathcal{Y} \rightarrow \mathbb{R}_{\geq 0}$

$$\arg \min_{h \in \mathcal{H}} \frac{1}{n} \sum_{i=1}^n \text{loss}(h(x_i), y_i) \\ \mathbb{E}_{(x,y) \sim \mathcal{D}} [\text{loss}(h(x), y)]$$

**2.3. Deep Neural Networks.** The results of the work conducted in this paper are intended for algorithms that are capable of learning biometric representations that can be efficiently compared and matched. Given their popularity for practical applications, and some additional beneficial properties we will outline in this section, we focus on providing concrete results based on Feedforward Neural Networks (FNN). FNNs are a subclass of a type of learning algorithm called a neural network. The “modern” variants of neural networks have been known about in one form or another since 1943 due to work by McCulloch and Pitts, who proposed the first binary artificial neuron [16]. The current trend in, what has now been dubbed, deep learning started around 2006 with work by authors such as Hinton *et al.* [17], who showed that layering artificial neurons circumvented the issues that Minsky and Papert discovered in 1969 [18]<sup>1</sup>.

The concept of FNNs was derived directly from the original works of Ivahnenko [19,20] and Amari [21], who took the binary artificial neurons proposed by McCulloch and Pitts [16] and joined them together to carry out complex computations. This section will consider two approaches to describing FNNs, each with advantages and disadvantages. First, we describe basic FNNs using directed graphs, similar to computational circuits. By taking a graph-based approach, we can prove the expressive power that FNNs possess, enabling them to compute arbitrary functions. We follow this by taking the more modern approach of compactly describing an FNN by layers using linear algebra.

---

<sup>1</sup>There were also earlier works by Ivakhnenko [19, 20] and Amari [21] also were resilient to the problems proposed by Minsky and Papert, which were lesser known due to the East-West divide in the field of neural network research

This approach may be familiar to those with prior experience with the style found in the current deep-learning literature.

**Definition 2.3** (Feedforward Neural Network). *A FNN is a directed acyclic graph  $G = (V, E)$  and a weight function over the edges  $w : E \rightarrow \mathbb{R}$ . A vertex in the graph is called a neuron modelled by the scalar function  $\sigma : \mathbb{R} \rightarrow \mathbb{R}$  called an activation. Let  $x_1, \dots, x_n \in V_1$  denote the  $n$  input layer of vertices in a  $k$  layer FNN<sup>2</sup>.  $m \leq n$*

$$u = \sigma \left( \sum_{i=1}^m w_i(v_i) \right)$$

There are three classical activations that can be found in historical literature related to FNNs which remain useful to the following discussion:

$$(4) \quad \sigma : x \mapsto \text{sign}(x) \quad (5) \quad \sigma : x \mapsto \mathbf{1}[x > 0] \quad (6) \quad \sigma : x \mapsto \frac{1}{1 + e^{-x}}$$

where (4) is called the sign function, (5) is called the threshold function, and (6) is called the sigmoid function, which is a smooth approximation of the threshold function.

**Definition 2.4** (Multi-Layer Perception). *A MLP is a FNN where each neuron is fully connected.*

$$\mathcal{H}_{G,\sigma,w} \stackrel{\text{def}}{=} \left\{ h_i^{G,\sigma,w} : \mathbb{R}^{|V_1|} \rightarrow \mathbb{R}^{|V_k|} \right\}_{i \in [m]}$$

**Lemma 2.1.** *Let  $C_n = (V, E)$  be a Boolean circuit of depth  $d \in \mathbb{N}$  that computes the function  $f$ . There exists an MLP of depth  $d$  that computes  $f$ .*

*Linear Layers.* The linear layers, or fully-connected layers, of a network are essentially just the MLP. He *et al.* [22].

$$h : \mathbf{x} \mapsto \mathbf{x}^\top \mathbf{W} + \mathbf{b}$$

*Activation Functions.* A classic example of an activation function is the Rectified Linear Unit (ReLU) function, first proposed by Fukushima [23, 24]. Later, it was found that the ReLU activation function performed particularly well during the training process of FNNs, particularly a subclass of FNN architectures called Convolutional Neural Networks (CNN), resulting in the widespread use of ReLU.

$$\sigma_i : \mathbf{x} \mapsto \frac{e^{\mathbf{x}[i]}}{1 + e^{\mathbf{x}[i]}}.$$

---

<sup>2</sup>To simplify the definition, we assume that the FNN is organised into  $k \in \mathbb{N}$  layers denoted by  $V_{i \in [k]}$  such that  $V = \bigcup_{i=1}^k V_i$ .

By convention, we assume that activation functions, such as ReLU, are applied element-wise to an input vector.

$$(\mathbf{x})_i^+ : \mathbf{x} \mapsto \max(\mathbf{x}[i], 0).$$

$$\text{softmax} : \mathbb{R}^n \rightarrow [0, 1]^n$$

$$\text{softmax}_i : \mathbf{x} \mapsto \frac{e^{\mathbf{x}[i]}}{\sum_{j=1}^n e^{\mathbf{x}[j]}}$$

*Convolution and Pooling Layers.* Krizhevsky *et al.* [25] LeCun *et al.* [26, 27]. For a filter matrix  $\mathbf{F} \in \mathbb{R}^{k \times \ell}$  and input matrix  $\mathbf{X} \in \mathbb{R}^{n \times m}$  such that  $k, \ell \leq n, m$  the convolution of the two matrices is denoted as  $\mathbf{Y} = \mathbf{F} * \mathbf{X} \in \mathbb{R}^{n \times m}$  where element-wise the convolution operator  $*$  is defined as

$$\text{conv}_{i,j} : \mathbf{X} \mapsto \sum_{u=1}^k \sum_{v=1}^{\ell} \mathbf{F}[u, v] \cdot \mathbf{X}[i - u, j - v].$$

Max pooling Yamaguchi *et al.* [28] and average pooling.

$$\text{maxpool}_{i,j} : \mathbf{X} \mapsto \max_{u=1}^k \max_{v=1}^{\ell} \mathbf{X}[i, j]$$

$$\text{avgpool}_{i,j} : \mathbf{X} \mapsto \frac{1}{k\ell} \sum_{u=1}^k \sum_{v=1}^{\ell} \mathbf{X}[i, j].$$

*Gradient Descent and Backpropagation.*

$$\mathbf{w}_{n+1} = \mathbf{w}_n - \alpha \nabla f(\mathbf{w}_n)$$

### 3. THE BIOMETRIC SYSTEM SETTING

In this section, we describe the core functionality of a biometric system and the abstract model of biometric systems that will be useful for subsequent security and privacy analysis. A biometric system comprises several interdependent components, each playing a specific role to achieve the system's primary objectives. To establish a comprehensive understanding of these systems prior to detailed modeling, we will review these components in depth. A biometric system operates in one of two modes: verification (authentication) or identification. The verification and identification operations of a biometric system will be formulated as two problems; the goal of a system is to implement an acceptable solution to the problem. The acceptability of a solution to one of the biometric problems is usually determined *via* heuristic performance metrics, which shall also be discussed in this section also.

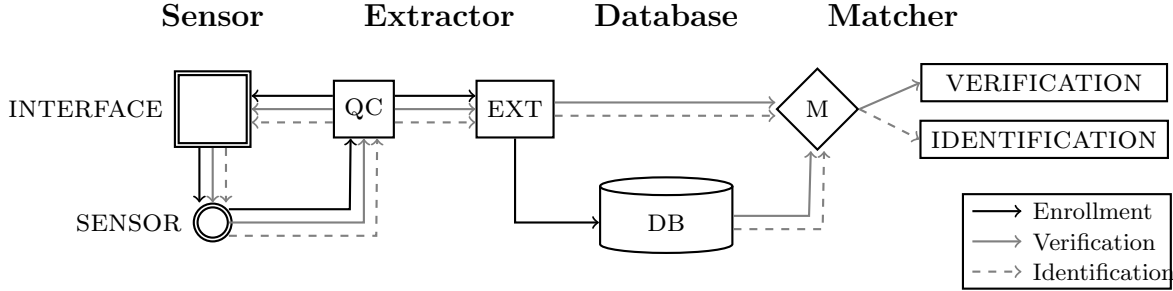


FIGURE 1. A common biometric system architecture, adapted from work by Jain *et al.* [30].

**3.1. Biometric System Overview.** The canonical explanation of a traditional biometric system is outlined in the seminal work of Jain, Ross, and Prabhakar [29]. A biometric system, at its core, functions as a sophisticated pattern recognition system that processes biological or behavioral characteristics to establish or verify identity. Hence, it can be said that biometric recognition comes in two distinct modes: authentication (verification) and identification, each serving as powerful access control mechanisms when implemented appropriately.

**3.1.1. Biometric System Modules.** Both the authentication and identification configuration of a biometric recognition system share four main modules. The following is a brief, high-level, overview of each of the modules that constitute and are common to all biometric systems that can be found in active use [4, 5, 29, 31, 32].

- *Sensor Module.* The first is the sensor module, which is responsible for capturing the biometric data from a user. Different biometrics require different types of sensors and there are a myriad of different sensors for each unique biometric data. Some examples of sensing biometric data include the recognition of faces using simple RGB cameras [33] or more complex true depth cameras used in Apple’s proprietary Face ID [4]. Fingerprint biometric data tend to use built-in specially designed sensors which are now quite common on modern smartphones [34]. Biometric systems utilising eye biometric data, such as the iris, tend to require far more invasive sensors and thus are less popular than their contemporaries [35, 36].
- *Extraction Module.* Following the sampling of biometric data using the sensor module, the extraction module processes the raw biometric sample to extract the salient discriminatory features. Many traditional biometric systems use hand-crafted features designed by computer vision experts. A good amount of hand-crafted features for biometric systems were based on distributions of edges from



biometric samples obtained using edge filtering methods such as scale-invariant feature transformation [37] and histograms of oriented gradients [38]. Other features were derived using domain transformation techniques, such as Gabor filtering to extract iris features [39], Fourier transforms for facial recognition [40], or wavelet transformations [41]. Principle component analysis has also been a popular approach to extract features by reducing the dimensionality of biometric samples. One highly notable example is the Eigenfaces technique for facial recognition [42].

The study of computer vision has shifted away from hand-crafted features in favour of using neural networks with many parameters for solving image recognition tasks. In fact, neural network architectures have been applied very successfully to a wide range of problems in both computer vision and natural language processing. Unlike the hand-crafted features discussed previously, deep neural network models provide end-to-end recognition, able to both learn the feature representation and perform classification or regression tasks on those features [43, 44]. The most popular of these neural network architectures is a convolutional neural network, which uses several convolution layers to learn feature engineering without external intervention. Some notable examples of convolutional neural networks being applied to biometrics are FingerNet for fingerprint recognition [45] and ArcFace for facial recognition [46].

- *Matching Module.* The next stage of the biometric recognition process is the matching module. This is the crux of the recognition system, where the validity of a challenge biometric is determined. The matching module generates a matching score based on the similarity of two biometric samples, an enrolled sample and a challenge sample [30]. Biometric matching is probabilistic by nature, as there will always be some uncertainty during the matching process. To regulate the probabilistic matching, a threshold value is used, in which a score that is equal to or above the threshold is seen as a match by the system [47].

Much like with the extraction module, there are a number of approaches to computing the matching score each with its own unique advantages and applicability domain. Various distance metrics have been used with varying degrees of effect, such as Hamming distance with binary codes for finger vein recognition [48], Euclidean distance for face recognition in low dimension spaces generated by neural networks [49], or cosine distance which works particularly well with models that use cosine loss functions [46]. Others have proposed using classification models to generate matching scores, such as the support vector machine for linear classification of extracted fingerprints [50].

- *Database Module.* The final module that makes up a biometric system is the database which serves to store the enrolled biometric templates. The name biometric template refers to the stored biometric data or biometric feature data on a biometric system that is used during the matching process [51]. In the traditional setting of a biometric system, as in Jain *et al.* [29], a biometric template would consist of the extracted biometric feature data and a corresponding identifier unique to each enrolled entity. Before a user can be verified or identified by a biometric system they need to either enrol themselves or be enrolled onto the system.

Overall, in some cases, the storing of the full user biometric data is unnecessary for a secure biometric system to function [13, 52–54], rather “helper” data can be provided to achieve a successful match. Furthermore, databases themselves aren’t a requirement for a biometric system. Depending on the application, a template may be stored on a smaller device *i.e.* identification cards for access control systems that use biometric verification [55] or the increasingly popular security keys for passwordless or two-factor authentication [56]. The fact that a database may not necessarily be used in a biometric system makes the name “database module” a misnomer in some cases; however, the name is common in the literature [29, 52, 57–59] and will be used in this paper.

**3.2. Accuracy and Correctness.** Despite commonalities between their constituent components, biometric verification and identification are different tasks and, therefore, require different performance statistics [58]. We will more formally define the verification and identification problems shortly, but for now, the intuitive definitions of the verification and identification configurations of a biometric system is given as follows: In a verification setting, an authenticating entity makes a claim against a specified pre-enrolled identity and supplies a challenge biometric which is either accepted or rejected by the verifier [29, 57, 60]. In the identification setting an entity only provides a challenge biometric in which the identifier attempts to find a valid identity associated with that biometric, if one exists [29, 30, 61].

In a verification configuration, a biometric system can make two types of errors: (1) a False Match (FM) where biometric measures from two unique entities are mistaken for being from the same entity and (2) a False-Non Match (FNM) where biometric measures from one entity are mistaken for being from two unique entities. A FM and a FNM are sometimes referred to as a false accept or false reject in other literature [29, 62]. In a perfect verification system, both the FM and FNM would be zero; unfortunately, due to its probabilistic nature, a biometric system cannot be perfect [58]. We define the False Match Rate (FMR) and False-Non Match Rate (FNMR) below.

**Definition 3.1** (False Match Rate). *Let  $S = \{s_i\}_{i=1}^n$  be a set of possible results. For a threshold value  $t$  the FMR for  $S$  is*

$$\text{FMR}_t(S) = \frac{1}{n} \sum_{i=1}^n \mathbf{1}_{\{s_i > t\}}.$$

**Definition 3.2** (False Non-Match Rate). *Let  $S = \{s_i\}_{i=1}^n$  be a set of possible results. For a threshold value  $t$  the FNMR for  $S$  is*

$$\text{FNMR}_t(S) = \frac{1}{n} \sum_{i=1}^n \mathbf{1}_{\{s_i \leq t\}}.$$

Construction of a successful biometric system in a verification configuration must consider the balance of the FMR and FNMR to achieve sufficient security and accuracy. One common method to find the correct balance is to use the Receiver Operating Characteristic (ROC) of the system. The ROC lets us see the performance of the system across all threshold values, called operating points [41]. We call the operating point at which the FMR and FNMR rates are the same is called the Equal Error Rate (EER), which we define below.

**Definition 3.3** (Equal Error Rate). *Let  $S = \{s_i\}_{i=1}^n$  be a set of possible results and  $T = \{t_i\}_{i=1}^m$  a set of potential threshold values. Let the threshold value which the FMR is the closest to FNMR on  $S$  be  $t = \arg \min_{i=1}^m |\text{FMR}_{t_i}(S) - \text{FNMR}_{t_i}(S)|$ . The EER for  $S$  with possible thresholds  $T$  is*

$$\text{EER}_T(S) = \frac{\text{FMR}_t(S) + \text{FNMR}_t(S)}{2}.$$

Unlike the verification configuration, the identification configuration's main performance measure is how well it can identify a challenge biometric's true owner [58]. The performance of the system in identification configuration can be measured using the system accuracy in a verification mode under some additional simplifying assumptions [29]. In essence, by assuming that one match attempt is made per enrolled biometric template on the system and error scores between different templates are independent; the FM and FNM for an identification can be extrapolated resulting in a reasonable approximation [30]. Let  $\text{FNMR}^n$  and  $\text{FMR}^n$  denote the FNMR and FMR for  $n$  identities in a system database module respectively. The approximations of FNMR and FMR for a threshold  $t$  and set of outcomes  $S$

$$\text{FNMR}_t^n(S) \approx \text{FNMR}_t(S) \quad \text{FMR}_t^n(S) \approx n \cdot \text{FMR}_t(S)$$

are sufficient when  $n \cdot \text{FMR} < \frac{1}{10}$ . For a database with classified and indexed templates, a more accurate performance measure can be taken by also considering error rates of incorrect retrievals [29].

#### 4. FEATURE EXTRACTION WITH REPRESENTATION LEARNING

The machinery that makes a biometric system function is the extraction module built from learning algorithms. This section will examine the common principles behind the learning algorithms used for constructing the feature extraction module. In particular, we examine how algorithms can be constructed to learn how to place biometric data into a metric space suitable for the matching module to achieve a sufficient EER. We begin this section by examining the framework of learning problems, including Empirical Risk Minimisation (ERM), the Probably Approximately Correct (PAC) framework, and the use of feature extractors<sup>3</sup> to improve performance and learnability. We then describe some practical constructions of biometric feature extractor modules that we will use throughout the rest of this paper, including fingerprint features with Gabor Filters, face features with Principle Component Analysis (PCA) and deep learning, and iris features with deep learning.

**Remark 4.1.** Before we begin our closer examination of the feature extraction module, let us address the lack of in-depth discussion of the sensor model. The goal of this paper is to abstractly model the biometric system for use in a privacy-preserving and secure biometric identification or authentication framework. Since our focus is specifically on smartphone settings, the difficulty involved in the discussion of the biometric sensor modules is the variety of sensors that are used across the myriad of smartphones available on the market. For example, Apple’s Face ID [4] and Touch ID [63] use sensors that may differ significantly from the Google Pixel optical fingerprint sensors [64]. Furthermore, due to the proprietary nature of some hardware products, it can be difficult to determine exactly how they function. Therefore, we limit our discussion to the process of learning useful representations from, what are assumed to be, quality biometric data.

#### 5. BIOMETRIC VERIFICATION

**5.1. Biometric Verification Formulation.** Using the components defined above, we can define the two configurations of a biometric system, starting with the verification configuration. In verification configuration, a biometric system validates a user’s identity by comparing challenge biometric data with a biometric template known *a priori* [29]. With the previous preliminaries in mind, we formally define the biometric verification problem in the style of a computational decision problem. Computational decision type problems involve a function  $f : \{0, 1\}^* \rightarrow \{0, 1\}$  which solves the decision problem of  $S \subseteq \{0, 1\}^*$  if for every  $x \in S$  it holds that  $f(x) = 1$ .

---

<sup>3</sup>A feature extractor, as defined in statistical or machine learning research, serves a different purpose to the feature extraction module described as part of a biometric system.

**Definition 5.1** (The Biometric Verification Problem). *Let  $(\mathcal{M}, \Delta)$  define a metric space and  $g : \mathcal{X} \rightarrow \mathcal{M}$  be a mapping for the set of biometric source data  $\mathcal{X}$  to that metric space. Given the functions  $\ell : \mathbb{N} \rightarrow \mathbb{N}$  and  $t : \mathbb{N} \rightarrow \mathbb{R}_+$ , the biometric verification problem is defined by*

$$\Pr \left[ \begin{array}{l} \Delta(g(x'), x) \leq t(\lambda) \\ \mathcal{D} := \{(\text{id}_i, g(x_i))\}_{i=1}^{\ell(\lambda)} \\ \text{for } \text{id}_i \xleftarrow{\$} \{0, 1\}^{\leq \lambda} \text{ and } x_i \xleftarrow{\$} \mathcal{X} \\ \text{choose } \text{id}' \in \{0, 1\}^{\leq \lambda} \\ \text{find } x \text{ where } (\text{id}', x) \in \mathcal{D} \\ x' \xleftarrow{\$} \mathcal{X} \end{array} \right] \geq 1 - \varepsilon(\lambda)$$

where the equality must hold for sufficiently large  $\lambda \in \mathbb{N}$  such that each  $\text{id}_i$  is unique with high probability and a negligible function  $\varepsilon : \mathbb{N} \rightarrow [0, 1]$ .

In the definition above, the functions  $\ell$  and  $t$  allow the success threshold and size of the database to be functions of  $\lambda$ ; effectively parametrising the biometric verification problem by  $\lambda$ . We now define the construction of a biometric verification system that covers some of the details that are somewhat glossed over in the biometric verification problem definition.

**Construction 5.1** (Biometric Verification System). We define a biometric verification system as an interactive protocol between a user  $\mathcal{P}$  proving their knowledge of an enrolled template and a verifier  $\mathcal{V}$ . Let  $(\mathcal{M}, \Delta)$  be a metric space and  $\mathcal{X}$  be the space of input biometric data. A biometric verification system consists of three subroutines or methods **init**, **enroll**, and **verify** defined as follows:

- **init**( $\lambda$ )  $\rightarrow$  **pp**: In this subroutine, the following public and private parameters are defined by  $\mathcal{V}$ :
  - Define the mapping  $g : \mathcal{X} \rightarrow \mathcal{M}$  such that  $g = h \circ f$  where  $h : \mathcal{F} \rightarrow \mathcal{M}$  for  $h$  in the hypothesis class  $\mathcal{H}$  and  $f : \mathcal{X} \rightarrow \mathcal{F}$  is a feature extractor. Assume  $h$  is the PAC hypothesis for mapping the feature space  $\mathcal{F}$  to the metric space  $\mathcal{M}$ .
  - $\mathcal{V}$  then defines  $\mathcal{D} \subseteq \{0, 1\}^{\leq \lambda} \times \mathcal{M}$  for storage of biometric templates such that  $|\mathcal{D}| \leq \ell(\lambda)$  where  $\ell : \mathbb{N} \rightarrow \mathbb{N}$ .
  - EER.

$\mathcal{V}$  returns the tuple of public parameters **pp** :=  $(\lambda, g)$  to use in the subsequent subroutines. For simplicity, assume **init** is only executed once per biometric system in verification configuration.

- **enroll**<sub>pp</sub>( $x$ )  $\rightarrow$  **id**: The enrollment subroutine begins by  $\mathcal{P}$  sampling  $x \xleftarrow{\$} \mathcal{X}$  and sending  $g(x)$  to  $\mathcal{V}$ . The biometric data  $x$  is called the enrolled biometric.

$\mathcal{V}$  generates the identifier  $\text{id} \xleftarrow{s} \{0,1\}^{\leq \lambda}$  and performs  $\mathcal{D} := \mathcal{D} \cup \{(\text{id}, g(x))\}$ , storing the biometric data in the database.  $\mathcal{V}$  can then directly send  $\text{id}$  to  $\mathcal{P}$ , or it can publish it depending on the intended use of the system.

- $\text{verify}_{\text{pp}}(\text{id}, x) \rightarrow b$ :  $\mathcal{V}$  returns  $b := \mathbf{1}_{\{\Delta(g(x), y) \leq t(\lambda)\}}$ .

All randomness in the protocol is taken over the internal coins of  $\mathcal{P}$  and  $\mathcal{V}$ .

Figure 2 visually illustrates the construction above. We will now look at two concrete examples of biometric verification systems that have been used in practical applications of biometric verification. The first is a verification system using fingerprint features in the Hamming metric, and the second is a verification system that uses face features in the Euclidean metric.

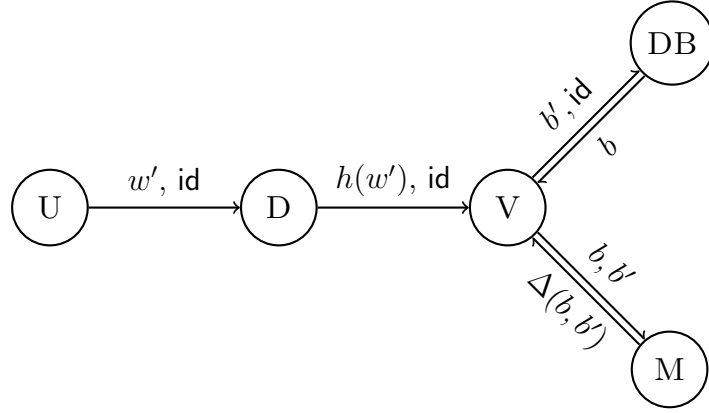


FIGURE 2. A biometric verification system model with indications of the generic information flows based on work by Jain *et al.* [30] and Construction 5.1. In the above figure, we assume that the `init` method of Construction 5.1 has already been run.

**Lemma 5.1.** *For a metric space  $(\mathcal{M}, \Delta)$  and mapping  $h : \mathcal{X} \rightarrow \mathcal{M}$  the Construction 5.1 is a solution to the biometric verification problem.*

**Example 5.1** (Fingerprint Verification in the Hamming Metric). Let the metric space be defined by  $(\{0,1\}^n, \Delta_{\text{Ham}})$

## 6. BIOMETRIC IDENTIFICATION

**6.1. Biometric Identification Formulation.** Computational search type problems involve a function  $f : \{0,1\}^* \rightarrow \{0,1\}^* \cup \{\perp\}$  solves the search problem for the relationship  $R \subseteq \{0,1\}^* \times \{0,1\}^*$  if for every  $x \in \{0,1\}^*$  it holds that  $f(x) \in R(x)$  where  $R(x) := \{y \mid (x, y) \in R\}$  otherwise  $f(x) = \perp$ .

The identification configuration of a biometric system attempts to recognise a challenge biometric by searching the database of all enrolled templates. Unlike the one-to-one comparison of the verification configuration, identification performs a one-to-many comparison to establish the identity of an individual [29]. Identification is the key component in a negative recognition system, where a system verifies that a subject is who they deny they are, preventing them from claiming multiple identities [65]. While verification is possible through several authentication mechanisms, negative recognition is unique to biometrics identification. The biometric identification problem is formally posited in the following definition.

**Definition 6.1.** *Given an  $n$ -dimensional biometric input  $\mathbf{x} \in \mathbb{R}^n$  the biometric identification problem is to determine which identity, if any, a  $m$ -dimensional feature vector  $f(\mathbf{x}) \in \mathbb{R}^m$  where  $m < n$  corresponds to out of the set  $\{(\text{ID}_i, \mathbf{x}'_i)\}_{i=1}^N$  of enrolled biometric templates.*

Much like the Definition of the biometric verification problem, Definition 6.1 encapsulates the identification problem as solved by a biometric system in the identification configuration. However, unlike in verification, the task is to take only a given biometric data  $\mathbf{x} \in \mathbb{R}^n$  and match the feature vector  $f(\mathbf{x}) \in \mathbb{R}^m$  to an enrolled template  $(\text{ID}, \mathbf{x}')$ . The matcher module of the system requires some slight modification to accomplish this; rather than output the binary value  $\{\top, \perp\}$ , the matcher searches through a set of all enrolled templates and returns the ID of the highest value match that exceeds the threshold. More formally, the matcher performs

$$\text{ID} = \begin{cases} \text{ID}_i & \text{if } \max_{i=1}^N \text{dist}(f(\mathbf{x}_i), f(\mathbf{x}')) \geq t \\ \perp & \text{otherwise} \end{cases}$$

where  $t \in \mathbb{R}$  is the threshold defined by the system,  $\text{dist} : \mathbb{R}^m \times \mathbb{R}^m \rightarrow \mathbb{R}$  is an arbitrary distance function between two  $m$ -dimensional feature vectors,  $N$  is the number of enrolled biometric templates and the output of the biometric verification is  $\{\text{ID}_1, \dots, \text{ID}_N\} \cup \{\perp\}$ . A diagram illustrating the basic functionality of enrolment and identification of a biometric identification system can be seen in Figure 3.

**Definition 6.2** (The Biometric Identification Problem). *Let  $(\mathcal{M}, \Delta)$  define a metric space and  $g : \mathcal{X} \rightarrow \mathcal{M}$  be a mapping for the set of biometric source data  $\mathcal{X}$  to that metric space. Given the functions  $\ell : \mathbb{N} \rightarrow \mathbb{N}$  and  $t : \mathbb{N} \rightarrow \mathbb{R}_+$ , the biometric verification*

problem is defined by

$$\Pr \left[ \begin{array}{l} \mathcal{D} := \{(\text{id}_i, g(x_i))\}_{i=1}^{\ell(\lambda)} \\ \text{for } \text{id}_i \xleftarrow{\$} \{0, 1\}^{\leq \lambda} \text{ and } x_i \xleftarrow{\$} \mathcal{X} \\ \text{choose } \text{id}' \in \{0, 1\}^{\leq \lambda} \\ \text{find } x \text{ where } (\text{id}', x) \in \mathcal{D} \\ x' \xleftarrow{\$} \mathcal{X} \end{array} \right] \geq 1 - \varepsilon(\lambda)$$

where the equality must hold for sufficiently large  $\lambda \in \mathbb{N}$  such that each  $\text{id}_i$  is unique with high probability and a negligible function  $\varepsilon : \mathbb{N} \rightarrow [0, 1]$ .

In the definition above, the functions  $\ell$  and  $t$  allow the success threshold and size of the database to be functions of  $\lambda$ ; effectively parametrising the biometric verification problem by  $\lambda$ . We now define the construction of a biometric verification system that covers some of the details that are somewhat glossed over in the biometric verification problem definition.

**Construction 6.1** (Biometric Identification System). We define a biometric verification system as an interactive protocol between a user  $\mathcal{P}$  proving their knowledge of an enrolled template and a verifier  $\mathcal{V}$ . Let  $(\mathcal{M}, \Delta)$  be a metric space and  $\mathcal{X}$  be the space of input biometric data. A biometric verification system consists of three subroutines or methods `init`, `enroll`, and `verify` defined as follows:

- `init`( $\lambda$ )  $\rightarrow$  `pp`: In this subroutine, the following public and private parameters are defined by  $\mathcal{V}$ :
  - Define the mapping  $g : \mathcal{X} \rightarrow \mathcal{M}$  such that  $g = h \circ f$  where  $h : \mathcal{F} \rightarrow \mathcal{M}$  for  $h$  in the hypothesis class  $\mathcal{H}$  and  $f : \mathcal{X} \rightarrow \mathcal{F}$  is a feature extractor. Assume  $h$  is the PAC hypothesis for mapping the feature space  $\mathcal{F}$  to the metric space  $\mathcal{M}$ .
  - $\mathcal{V}$  then defines  $\mathcal{D} \subseteq \{0, 1\}^{\leq \lambda} \times \mathcal{M}$  for storage of biometric templates such that  $|\mathcal{D}| \leq \ell(\lambda)$  where  $\ell : \mathbb{N} \rightarrow \mathbb{N}$ .
  - EER.

$\mathcal{V}$  returns the tuple of public parameters  $\text{pp} := (\lambda, g)$  to use in the subsequent subroutines. For simplicity, assume `init` is only executed once per biometric system in verification configuration.

- `enroll`<sub>pp</sub>( $x$ )  $\rightarrow$  `id`: The enrollment subroutine begins by  $\mathcal{P}$  sampling  $x \xleftarrow{\$} \mathcal{X}$  and sending  $g(x)$  to  $\mathcal{V}$ . The biometric data  $x$  is called the enrolled biometric.  $\mathcal{V}$  generates the identifier  $\text{id} \xleftarrow{\$} \{0, 1\}^{\leq \lambda}$  and performs  $\mathcal{D} := \mathcal{D} \cup \{(\text{id}, g(x))\}$ , storing the biometric data in the database.  $\mathcal{V}$  can then directly send `id` to  $\mathcal{P}$ , or it can publish it depending on the intended use of the system.



- $\text{verify}_{\text{pp}}(\text{id}, x) \rightarrow b$ :  $\mathcal{V}$  returns  $b := \mathbf{1}_{\{\Delta(g(x), y) \leq t(\lambda)\}}$ .

All randomness in the protocol is taken over the internal coins of  $\mathcal{P}$  and  $\mathcal{V}$ .

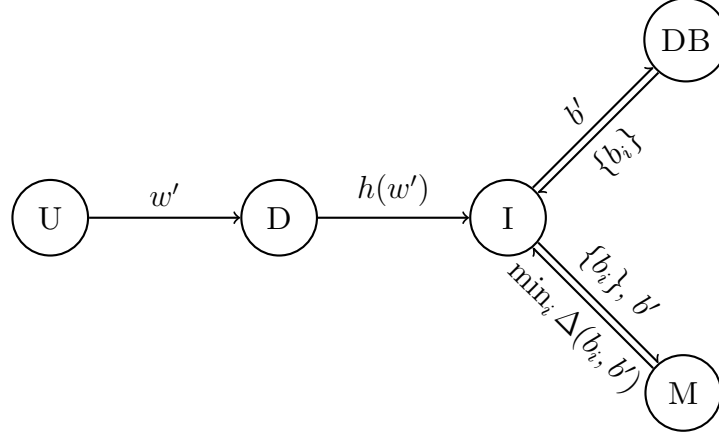


FIGURE 3. A biometric identification system model with indications of the generic information flows based on work by Jain *et al.* [30] and Construction 6.1. In the above figure, we assume that the `init` method of Construction 6.1 has already been run.

**Lemma 6.1.** *For a metric space  $(\mathcal{M}, \Delta)$  and mapping  $h : \mathcal{X} \rightarrow \mathcal{M}$  the Construction 6.1 is a solution to the biometric identification problem.*

**Example 6.1** (Face Verification in the Euclidean Metric). Let the metric space be defined by  $(\mathbb{R}^n, \Delta_{\text{Euc}})$

## 7. CONCLUSIONS

This paper has provided a framework for the security and privacy of biometric system constructions under defined computational assumptions. It uses the concept of an ideal functionality for a biometric authentication system that can be used to prove the security and privacy of biometric system construction with a key focus on universal composability. We believe this framework can be effective in building efficient construction of biometric systems with various cryptographic primitives.

## REFERENCES

- [1] D. Lewis, “The 2022 duo trusted access report.” [Online]. Available: <https://duo.com/resources/ebooks/the-2022-duo-trusted-access-report>
- [2] A. Bud, “Facing the future: the impact of apple faceid,” vol. 2018, no. 1, pp. 5–7.

- [3] W. Ratjeana Malatji, R. van Eck, and T. Zuva, “Acceptance of biometric authentication security technology on mobile devices,” in *2020 2nd International Multidisciplinary Information Technology and Engineering Conference (IMITEC)*, pp. 1–5.
- [4] A. Support. About face id advanced techonology. Apple. [Online]. Available: <https://support.apple.com/en-gb/HT208108>
- [5] R. Bhagavatula, B. Ur, K. Iacovino, S. M. Kywe, L. F. Cranor, and M. Savvides, “Biometric authentication on iphone and android: Usability, perceptions, and influences on adoption,” in *USEC '15: Workshop on Usable Security, 8 February 2015, San Diego, CA: Proceedings*. Internet Society, pp. 1–10.
- [6] S. Zuboff, “Big other: surveillance capitalism and the prospects of an information civilization,” in *Journal of Information Technology*, vol. 30, pp. 75–89.
- [7] —, *The Age of Surveillance Capitalism: The Fight for a Human Future at the New Frontier of Power: Barack Obama’s Books of 2019*. Profile.
- [8] L. Mecke, K. Pfeuffer, S. Prange, and F. Alt, “Open sesame! user perception of physical, biometric, and behavioural authentication concepts to open doors,” in *Proceedings of the 17th International Conference on Mobile and Ubiquitous Multimedia*, ser. MUM 2018. Association for Computing Machinery, pp. 153–159.
- [9] A. Ioannou, I. Tussyadiah, and Y. Lu, “Privacy concerns and disclosure of biometric and behavioral data for travel,” vol. 54, p. 102122.
- [10] General data protection regulation (gdpr). European Commission. [Online]. Available: <https://gdpr-info.eu/>
- [11] California consumer privacy act of 2018. California State legislature. [Online]. Available: [https://leginfo.ca.gov/faces/codes\\_displayText.xhtml?division=3.&part=4.&lawCode=CIV&title=1.81.5](https://leginfo.ca.gov/faces/codes_displayText.xhtml?division=3.&part=4.&lawCode=CIV&title=1.81.5)
- [12] R. Canetti, “Universally composable security: a new paradigm for cryptographic protocols,” in *Proceedings 42nd IEEE Symposium on Foundations of Computer Science*, pp. 136–145.
- [13] Y. Dodis, L. Reyzin, and A. Smith, “Fuzzy extractors: How to generate strong keys from biometrics and other noisy data,” in *Advances in Cryptology - EUROCRYPT 2004*, C. Cachin and J. L. Camenisch, Eds. Springer Berlin Heidelberg, pp. 523–540.
- [14] Y. Dodis, J. Katz, L. Reyzin, and A. Smith, “Robust fuzzy extractors and authenticated key agreement from close secrets,” in *Advances in Cryptology - CRYPTO 2006*, C. Dwork, Ed. Springer Berlin Heidelberg, pp. 232–250.
- [15] X. Boyen, Y. Dodis, J. Katz, R. Ostrovsky, and A. Smith, “Secure remote authentication using biometric data,” in *Advances in Cryptology - EUROCRYPT 2005*, R. Cramer, Ed. Springer Berlin Heidelberg, pp. 147–163.
- [16] W. S. McCulloch and W. Pitts, “A logical calculus of the ideas immanent in nervous activity,” *The bulletin of mathematical biophysics*, vol. 5, no. 4, pp. 115–133, 12 1943.
- [17] G. E. Hinton, S. Osindero, and Y.-W. Teh, “A Fast Learning Algorithm for Deep Belief Nets,” *Neural Computation*, vol. 18, no. 7, pp. 1527–1554, 07 2006.
- [18] M. Minsky and S. A. Papert, *Perceptrons; An Introduction to Computational Geometry*. The MIT Press, 1969.
- [19] A. G. Ivakhnenko, “Heuristic self-organization in problems of engineering cybernetics,” *Automatica*, vol. 6, no. 2, pp. 207–219, 1970.
- [20] —, “Polynomial theory of complex systems,” *IEEE Transactions on Systems, Man, and Cybernetics*, vol. SMC-1, no. 4, pp. 364–378, 1971.

- [21] S. Amari, “A theory of adaptive pattern classifiers,” *IEEE Transactions on Electronic Computers*, vol. EC-16, no. 3, pp. 299–307, 1967.
- [22] K. He, X. Zhang, S. Ren, and J. Sun, “Delving deep into rectifiers: Surpassing human-level performance on imagenet classification,” in *2015 IEEE International Conference on Computer Vision (ICCV)*, 2015, pp. 1026–1034.
- [23] K. Fukushima, “Visual feature extraction by a multilayered network of analog threshold elements,” *IEEE Transactions on Systems Science and Cybernetics*, vol. 5, no. 4, pp. 322–333, 1969.
- [24] K. Fukushima and S. Miyake, “Neocognitron: A self-organizing neural network model for a mechanism of visual pattern recognition,” in *Competition and Cooperation in Neural Nets*, S.-i. Amari and M. A. Arbib, Eds. Berlin, Heidelberg: Springer Berlin Heidelberg, 1982, pp. 267–285.
- [25] A. Krizhevsky, I. Sutskever, and G. E. Hinton, “Imagenet classification with deep convolutional neural networks,” in *Advances in Neural Information Processing Systems*, F. Pereira, C. Burges, L. Bottou, and K. Weinberger, Eds., vol. 25. Curran Associates, Inc., 2012.
- [26] Y. LeCun, B. Boser, J. S. Denker, D. Henderson, R. E. Howard, W. Hubbard, and L. D. Jackel, “Backpropagation applied to handwritten zip code recognition,” *Neural Computation*, vol. 1, no. 4, pp. 541–551, 12 1989.
- [27] Y. Lecun, L. Bottou, Y. Bengio, and P. Haffner, “Gradient-based learning applied to document recognition,” *Proceedings of the IEEE*, vol. 86, no. 11, pp. 2278–2324, 1998.
- [28] K. Yamaguchi, K. Sakamoto, T. Akabane, and Y. Fujimoto, “A neural network for speaker-independent isolated word recognition,” in *First International Conference on Spoken Language Processing (ICSLP 1990)*, 1990, pp. 1077–1080.
- [29] A. K. Jain, A. Ross, and S. Prabhakar, “An introduction to biometric recognition,” vol. 14, no. 1, pp. 4–20.
- [30] A. K. Jain, P. Flynn, and A. Ross, *Handbook of biometrics*. Springer Science & Business Media.
- [31] V. Zimmermann and N. Gerber, ““if it wasn’t secure, they would not use it in the movies” – security perceptions and user acceptance of authentication technologies,” in *Human Aspects of Information Security, Privacy and Trust*, T. Tryfonas, Ed. Springer International Publishing, pp. 265–283.
- [32] W. Ratjeana Malatji, R. van Eck, and T. Zuva, “Acceptance of biometric authentication security technology on mobile devices,” in *2020 2nd International Multidisciplinary Information Technology and Engineering Conference (IMITEC)*, pp. 1–5.
- [33] S. Z. Li and A. K. Jain, Eds., *Handbook of Face Recognition*, 2nd ed. Springer London.
- [34] W. Yang, S. Wang, J. Hu, G. Zheng, and C. Valli, “Security and accuracy of fingerprint-based biometrics: A review,” vol. 11, no. 2.
- [35] K. W. Bowyer, K. P. Hollingsworth, and P. J. Flynn, *A Survey of Iris Biometrics Research: 2008–2010*. Springer London, pp. 23–61.
- [36] J. Winston and D. J. Hemanth, “A comprehensive review on iris image-based biometric system,” vol. 23, no. 19, pp. 9361–9384.
- [37] D. G. Lowe, “Distinctive image features from scale-invariant keypoints,” vol. 60, no. 2, pp. 91–110.
- [38] N. Dalal and B. Triggs, “Histograms of oriented gradients for human detection,” in *2005 IEEE Computer Society Conference on Computer Vision and Pattern Recognition (CVPR’05)*, vol. 1, pp. 886–893 vol. 1.
- [39] K. Nguyen, S. Sridharan, S. Denman, and C. Fookes, “Feature-domain super-resolution framework for gabor-based face and iris recognition,” in *2012 IEEE Conference on Computer Vision and Pattern Recognition*, pp. 2642–2649.

- [40] J. H. Lai, P. C. Yuen, and G. C. Feng, "Face recognition using holistic fourier invariant features," vol. 34, no. 1, pp. 95–109.
- [41] A. T. B. Jin, D. N. C. Ling, and O. T. Song, "An efficient fingerprint verification system using integrated wavelet and fourier–mellin invariant transform," vol. 22, no. 6, pp. 503–513.
- [42] M. Turk and A. Pentland, "Eigenfaces for recognition," vol. 3, no. 1, pp. 71–86.
- [43] K. Sundararajan and D. L. Woodard, "Deep learning for biometrics: A survey," vol. 51, no. 3.
- [44] S. Minaee, A. Abdolrashidi, H. Su, M. Bennamoun, and D. Zhang, "Biometrics recognition using deep learning: a survey," vol. 56, no. 8, pp. 8647–8695.
- [45] Y. Tang, F. Gao, J. Feng, and Y. Liu, "Fingernet: An unified deep network for fingerprint minutiae extraction," in *2017 IEEE International Joint Conference on Biometrics (IJCB)*, pp. 108–116.
- [46] J. Deng, J. Guo, J. Yang, N. Xue, I. Kotsia, and S. Zafeiriou, "Arcface: Additive angular margin loss for deep face recognition," *IEEE Transactions on Pattern Analysis and Machine Intelligence*, vol. 44, no. 10, pp. 5962–5979, 2022.
- [47] S. Chauhan, A. Arora, and A. Kaul, "A survey of emerging biometric modalities," vol. 2, pp. 213–218, proceedings of the International Conference and Exhibition on Biometrics Technology.
- [48] X. Xi, L. Yang, and Y. Yin, "Learning discriminative binary codes for finger vein recognition," vol. 66, pp. 26–33.
- [49] F. Schroff, D. Kalenichenko, and J. Philbin, "FaceNet: A unified embedding for face recognition and clustering," in *2015 IEEE Conference on Computer Vision and Pattern Recognition (CVPR)*. IEEE.
- [50] S. Yoon, J. Feng, and A. K. Jain, "Altered fingerprints: Analysis and detection," vol. 34, no. 3, pp. 451–464.
- [51] A. K. Jain, K. Nandakumar, and A. Nagar, "Biometric template security," vol. 2008.
- [52] T. Ignatenko and F. M. J. Willems, "Biometric systems: Privacy and secrecy aspects," vol. 4, no. 4, pp. 956–973.
- [53] Y. Wang, S. Rane, S. C. Draper, and P. Ishwar, "A theoretical analysis of authentication, privacy, and reusability across secure biometric systems," vol. 7, no. 6, pp. 1825–1840.
- [54] N. Li, F. Guo, Y. Mu, W. Susilo, and S. Nepal, "Fuzzy extractors for biometric identification," in *2017 IEEE 37th International Conference on Distributed Computing Systems (ICDCS)*, pp. 667–677.
- [55] A. Noore, "Highly robust biometric smart card design," vol. 46, no. 4, pp. 1059–1063.
- [56] M. Barbosa, A. Boldyreva, S. Chen, and B. Warinschi, "Provable security analysis of fido2," in *Advances in Cryptology – CRYPTO 2021*, T. Malkin and C. Peikert, Eds. Springer International Publishing, pp. 125–156.
- [57] A. Jain, R. Bolle, and S. Pankanti, *Biometrics: Personal Identification in Networked Society*, A. K. Jain, R. Bolle, and S. Pankanti, Eds. Springer US.
- [58] P. Phillips, A. F. Martin, C. L. Wilson, and M. A. Przybocki, "An introduction evaluating biometric systems," vol. 33, no. 2, pp. 56–63.
- [59] S. Prabhakar, S. Pankanti, and A. K. Jain, "Biometric recognition: security and privacy concerns," vol. 1, no. 2, pp. 33–42.
- [60] R. M. Bolle, J. H. Connell, S. Pankanti, N. K. Ratha, and A. W. Senior, *Authentication and Biometrics*. Springer New York, pp. 17–30.
- [61] A. K. Jain, A. Ross, and S. Pankanti, "Biometrics: a tool for information security," vol. 1, no. 2, pp. 125–143.

- [62] R. Giot, M. El-Abed, and C. Rosenberger, “Fast computation of the performance evaluation of biometric systems: Application to multibiometrics,” vol. 29, no. 3, pp. 788–799, special Section: Recent Developments in High Performance Computing and Security.
- [63] A. Support. About touch id advanced security techonology. Apple. [Online]. Available: <https://support.apple.com/en-gb/105095>
- [64] G. Store. Pixel 8 pro tech specs. Google. [Online]. Available: [https://store.google.com/product/pixel\\_8\\_pro\\_specs?hl=en-GB](https://store.google.com/product/pixel_8_pro_specs?hl=en-GB)
- [65] J. L. Wayman, “Fundamentals of biometric authentication technologies,” vol. 01, no. 01, pp. 93–113.

SAM GRIERSON, EDINBURGH NAPIER UNIVERSITY, EDINBURGH, UK  
*Email address:* `s.grierson2@napier.ac.uk`

WILLIAM J BUCHANAN, BLOCKPASS ID LAB, EDINBURGH NAPIER UNIVERSITY, EDINBURGH, UK  
*Email address:* `b.buchanan@napier.ac.uk`

CRAIG THOMSON, BLOCKPASS ID LAB, EDINBURGH NAPIER UNIVERSITY, UK

BARAQ GALEB, BLOCKPASS ID LAB, EDINBURGH NAPIER UNIVERSITY, EDINBURGH, UK

CHRIS ECKL, CONDASTIS, EDINBURGH, UK  
*Email address:* `chris.eckl@condatis.com`