

Adaptive Segment-level Reward: Bridging the Gap Between Action and Reward Space in Alignment

Yanshi Li¹, Shaopan Xiong¹, Gengru Chen^{1,2}, Xiaoyang Li¹,
Yijia Luo¹, Xingyuan Bu¹, Yingshui Tan¹, Wenbo Su¹, Bo Zheng¹,

¹Alibaba Group, ²Tsinghua University
{liyanshi.lys, xiongshaopan.xsp, vincent.swb}@alibaba-inc.com

Abstract

Reinforcement Learning (RL) has proven highly effective in aligning Large Language Models (LLMs) with human preferences. Typical RL methods optimize under an overall sequence reward, which can lead to a suboptimal learning process. This reflects a key credit assignment problem: identifying which tokens to reinforce or suppress. To rectify these shortcomings, step-wise and token-wise methods have been proposed. However, step-wise methods rely on punctuation segmentation and still cannot accurately identify the key tokens. The token-level approach is too fine-grained, attending to many unimportant tokens and thus introducing a large amount of noise. To assign more accurate rewards to different tokens, improving credit assignment, we propose the "Adaptive Segment-wise Reward" method. We employ semantic meaning, rather than punctuation, to adaptively delineate segments. Experiments demonstrate that our method can be integrated into various training methods. Compared to training methods *without* our approach, our method improves the success rate on adversarial samples by 10%, and achieves a 1.3% improvement on evaluation benchmarks such as MMLU, GSM8K, HumanEval, etc.

1 Introduction

Recently, large language models have achieved remarkable progress, with preference alignment approaches playing a crucial role (Ouyang et al., 2022; Touvron et al., 2023; Rafailov et al., 2024; Dubey et al., 2024; Yang et al., 2024a; OpenAI et al., 2024). Reinforcement Learning from Human Feedback (RLHF) methods usually involve sampling from the model, rewarding good samples, and penalizing bad ones, while Direct Preference Optimization (DPO) learns from paired preference data. A key challenge is these methods often rely on a single reward for the entire sequence, making it hard to determine which specific actions contributed to

the outcome. For example, error-free tokens in negative samples are often misclassified as incorrect, such as the tokens in quoted proverbs and verses, which should not have their logits excessively reduced. Likewise, positive samples from reward models or annotators may contain suboptimal or inaccurate expressions. These minor imperfections can increase hallucinations and sometimes render online training methods less effective than iterative training (Dubey et al., 2024).

To address this problem, previous work has proposed step-wise approaches, including step-by-step verified methods (Lightman et al., 2023a; Pan et al., 2023; Uesato et al., 2022) and Step-DPO (Lai et al., 2024). However, these approaches struggle to scale effectively to diverse dialogue generation tasks compared to reasoning tasks. In dialogue generation tasks, dividing by specific symbols often fails to capture truly useful steps and may even result in lower accuracy than overall sequence reward as shown in figure 2. For example, contexts and inversions often appear in human conversations, such as "A bee is a kind of fruit, which is incorrect"; in code completion tasks, the critical information is concentrated at the specific completion locations. There are also token-wise approaches, such as token-level DPO (Zeng et al., 2024a) and TPPO (Ouyang et al., 2024), which demonstrate significant shortcomings on tasks that challenge the model's capabilities. Because rewards at the token level often have variances 1-2 orders of magnitude higher than sequence-level supervision signals as present in Figure 3. These limitations become extremely apparent in tasks where the model lacks proficiency, such as complex mathematical problems or humor. Additionally, this method relies heavily on knowledge consistency between the reward model and actor model. Even subtle stylistic differences between them can lead to dramatic fluctuations in token-level scoring, making it almost impossible to perform off-policy or offline training.

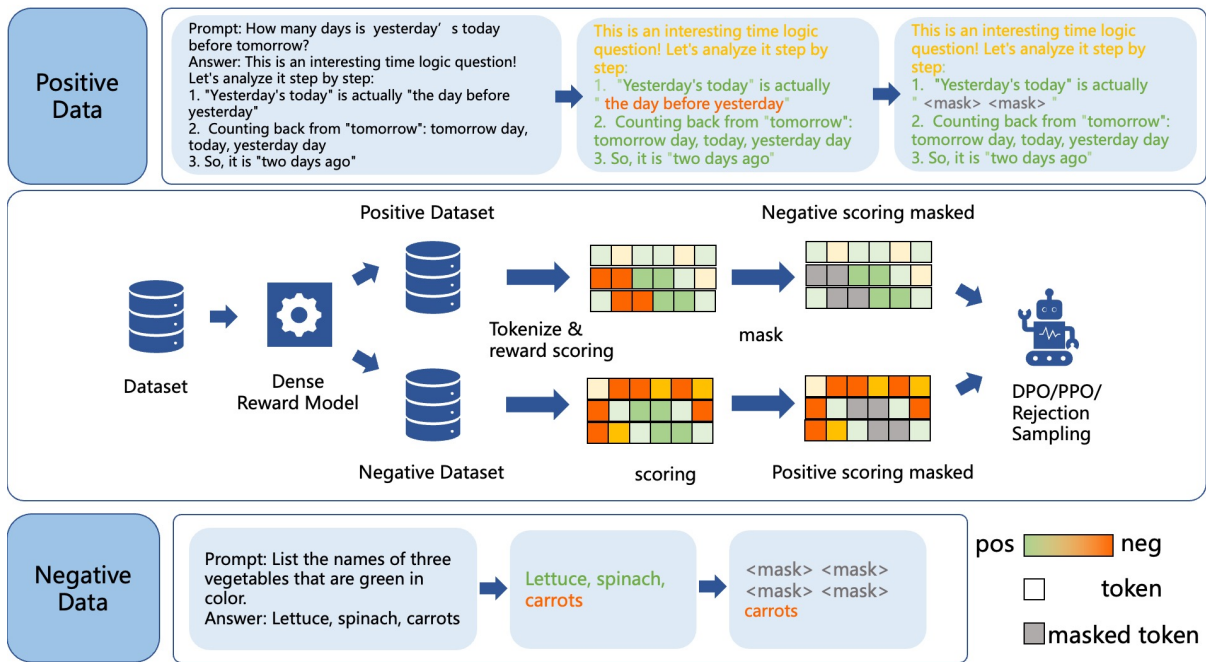


Figure 1: Adaptive Segment-level Reward: we divide sequence based on token rewards. We can train the model by masking certain sub-sequences or applying different rewards to various sub-sequences. This approach is closer to actual density than step-wise and token-wise methods.

Therefore, this paper proposes an "Adaptive Segment-level Reward" method to address the aforementioned problems. The core of this method is to segment the text based on semantic information, thereby avoiding the issues where step-level rewards fail to find key tokens and token-level rewards have a low signal-to-noise ratio. First, we segment the text using token rewards. We identify "pivot tokens" as those where the reward changes significantly compared to the reward of the previous token. These pivot tokens are used to define segments. Token rewards can be given by reward models, rule-based rewards, or annotators. Next, we compare the reward of each segment with the overall reward of the entire sequence. This allows us to identify segments that have rewards aligned with (the same sign as) and opposed to (the opposite sign of) the overall sequence reward. Finally, during training, we only backpropagate through segments whose reward signs are consistent with the overall reward of the entire sequence.

We demonstrate the effectiveness of our method through adversarial evaluations and open-source benchmark evaluations. In adversarial evaluations against the base model, our method achieves an 86% win rate, an improvement of over 10% compared to the baseline, as shown in Figure 4 and Figure 5. On open-source benchmarks, we achieve

an average improvement of 1.3%, as presented in Section 4 and Appendix F.

Furthermore, this paper theoretically analyzes the gap between the action space and the reward space in existing alignment methods. The analysis reveals the source of this gap and provides a unified error formula. Based on our theoretical analysis, our method is superior to both step-level and token-level approaches. The contributions of this paper are as follows:

- This paper proposes a novel method for optimizing rewards in preference alignment: "Adaptive Segment-level Reward".
- We propose removing tokens that contradict the sequence-level reward signal. This achieves performance comparable to or better than step-wise methods, while maintaining the same computational cost as sequence-wise training methods.
- We reveal why finer-grained reward signals are necessary in large language model alignment and provide a theoretical unified error formula.

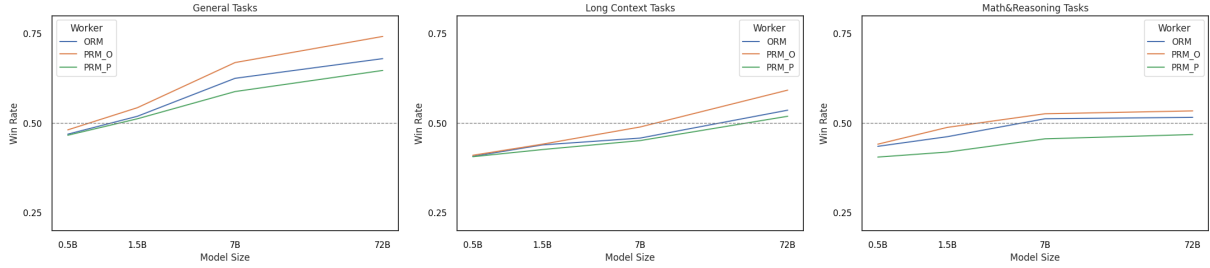


Figure 2: For general tasks, especially in low-information statement, long context(e.g., writing articles or RAG applications), step-wise supervision is significantly less accurate than sequence-wise supervision. Left and middle shows the performance of Outcome-supervised is better than Process-supervised for general tasks, even when well-trained PRMs(Appendix:A were used. ORM: Outcome supervised Reward Model. PRM:Process supervised Reward Model. PRM_O : Outcome supervised by PRMs. PRM_P : Process supervised by PRMs.



Figure 3: Comparison of different ways of reward signals. **Left:** Green represents low-reward tokens, while orange represents high-reward tokens. **Mid:** A comparison of token-wise, step-wise, and sequence-wise reward signals. Token-wise rewards exhibit significant fluctuations and high noise levels, leading to unstable training. The lines highlighted by the yellow dashed box shows that in the step-wise approach, tokens at the same step can have completely different rewards, yet they are all represented by the same reward score, which can lead to errors. **Right:** This image presents the message-wise reward method proposed in this paper. In autoregressive generative transformer, each token represents an action, The size of the vocabulary is the size of the action space. This method significantly separates tokens with different reward scores into distinct subsequences, thereby preventing the same subsequence from containing both positive and negative actions.

2 Preliminaries

In this section, we present an overview of predominant RLHF methods. Additionally, we also define the symbols that will be consistently employed throughout this paper, as these notations will be integrated into our framework.

2.1 RL Environment

The Reinforcement Learning from Human Feedback (RLHF) paradigm can be formalized as a Markov Decision Process (MDP) with a dense reward structure derived from preference models. Traditionally, the Bradley-Terry model has been employed to estimate preferences between pairs of

sequences:

$$\mathbb{P}(y_1 \succ y_2 | x, y_1, y_2) = \sigma(r(x, y_1) - r(x, y_2)) \quad (1)$$

where σ is the sigmoid function, x is the input context, and y_1, y_2 are candidate responses. To refine this approach for token-level optimization, we decompose the reward function into individual token contributions:

$$\mathbb{P}(y_1 \succ y_2 | x, y_1, y_2) = \sigma \left(\sum_{h=1}^H r(s_h^1, a_h^1) - \sum_{h=1}^H r(s_h^2, a_h^2) \right) \quad (2)$$

where s_h^i and a_h^i represent the state and action at step h for sequence i , respectively. This decomposition allows the definition of both sequence-level

and token-level reward functions:

$$\begin{aligned} r_s(x, y) &= \log \pi^*(y|x) \\ r_t((x, y_{1:h-1}), y_h) &= \log \pi^*(y_h|x, y_{1:h-1}). \end{aligned} \quad (3)$$

Here, r_s denotes the sequence-wise reward, while r_t represents the token-wise reward. π^* is the optimal policy derived from human preferences. This formulation enables a more granular approach to RLHF, allowing for token-by-token optimization. This effectively bridges the gap between preference learning and reinforcement learning, providing a dense reward signal that can guide policy improvement at a finer scale. The token-wise reward structure aligns with recent advancements in selective token methods (Yang et al., 2024b; Lin et al., 2024; Zeng et al., 2024b), which focus on optimizing the most relevant tokens. This synergy between dense reward modeling and selective token optimization presents a promising direction for improving the efficiency and effectiveness of RLHF in large language models.

Process-supervised Reward Models. Process-Supervised Reward Models (PRMs) were first introduced in (Lightman et al., 2023a). This work proposes a method for training reward models that provides feedback by evaluating the correctness of each step in the solutions generated by the model. Unlike supervision based solely on the final answer, known as outcome supervision, process supervision offers explicit feedback for each step, allowing the model to learn to follow a reasoning process that is approved by humans. This approach simplifies the credit assignment task by providing more precise feedback and encourages the model to generate reasoning chains that align more closely with human expectations.

2.2 RL Methods

The evolution of Reinforcement Learning from Human Feedback (RLHF) has led to several methodological variants, each addressing specific aspects of the learning process. This section outlines key approaches in the RLHF paradigm.

2.2.1 Classical RLHF

The traditional RLHF objective function is formulated as:

$$\begin{aligned} \mathcal{L}_{\text{PPO}}(\theta) &= \mathbb{E}_{x \sim D, y \sim \pi_\theta(y|x)} [r_\Phi(x, y)] \\ &\quad - \beta D_{\text{KL}}[\pi_\theta(y|x) \parallel \pi_{\text{ref}}(y|x)], \end{aligned} \quad (4)$$

where $r_\Phi(x, y)$ is the learned reward function, π_θ is the policy being optimized, π_{ref} is a refer-

ence policy, and β controls the strength of the KL-divergence regularization.

2.2.2 Direct Preference Optimization (DPO)

DPO reformulates RLHF as a preference learning problem:

$$P(y_1 > y_2|x) = \frac{\exp(r(x, y_1))}{\exp(r(x, y_1)) + \exp(r(x, y_2))} \quad (5)$$

This leads to the DPO loss:

$$\begin{aligned} \mathcal{L}_{\text{DPO}}(\theta) &= -\mathbb{E}_{(x, y_w, y_l) \sim \mathcal{D}} \\ &\quad [\log \sigma(\beta \log \frac{\pi_\theta(y_w|x)}{\pi_{\text{ref}}(y_w|x)} \\ &\quad - \beta \log \frac{\pi_\theta(y_l|x)}{\pi_{\text{ref}}(y_l|x)})] \end{aligned} \quad (6)$$

where y_w and y_l represent winning and losing completions respectively.

2.2.3 Rejection Sampling

An alternative approach uses rejection sampling, optimizing:

$$\begin{aligned} \mathcal{L}_{\text{Rejection Sampling}}(\theta) &= -\mathbb{E}_{x, y_w \sim D} [\log \pi_\theta(y_w|x) \\ &\quad - \beta D_{\text{KL}}(\pi_\theta \parallel \pi_{\text{ref}})] \end{aligned} \quad (7)$$

This method directly optimizes the policy to generate preferred outputs while maintaining proximity to the reference policy.

3 Approach

3.1 Methods

As mentioned in Section 2.1, the Bradley-Terry model and its augmented variant, the Plackett-Luce model, can be represented as a Markov Decision Process (MDP) due to their autoregressive generative Transformer structure. This representation enables fine-grained reward acquisition.

Leveraging this feature, researchers have explored step-wise and token-wise alignment methods. However, these approaches still face some unresolved issues. Step-wise methods, which rely on artificially defined step divisions, struggle to generalize across diverse tasks, particularly in writing and RAG tasks with lower information density. This leads to difficulties in obtaining meaningful steps and significantly reduces reward accuracy. Token-wise methods, which directly supervise using token-level rewards, are confined to online on-policy frameworks. This limitation makes effective

training challenging in other scenarios and hinders generalization to domains where models are less robust, such as telling humorous jokes or solving complex mathematical problems.

As shown in figure 3, step-wise methods face a mismatch between the density of supervisory signals and the sampled supervised sequence in the action space. On the other hand, token-wise methods suffer from excessive supervisory signal density, resulting in noisy rewards with high variance, and fail to fully utilize the model’s inherent knowledge.

To address these issues, we identify key tokens in sampled examples using signals of significant difference. We then divide the samples based on this critical information, thereby leveraging the model’s inherent knowledge more effectively. Practical evidence shows that this approach often outperforms human annotators in identifying key information and dividing steps.

3.1.1 Adaptive Loss Mask.

In our method, we propose an innovative approach that segments sequences adaptively at the message level into subsequences, rather than at the step or token level. This adaptive segmentation is paired with a masking strategy instead of training on a step-by-step basis.

as the most basic form of implementing this framework, is used here to express our method. We can divide the sequence into multiple subsequences through adaptive masking. In RLHF training, we sample from the policy and categorize the samples into preferred and non-preferred based on rewards or advantages. The training process then involves pulling the logits towards the preferred samples while pushing them away from the non-preferred ones. This approach is widely adopted in various methods such as Proximal Policy Optimization (PPO), Group Relative Policy Optimization (GRPO), Direct Preference Optimization (DPO), and Kahneman-Tversky Optimization (KTO). To more accurately identify inappropriate elements within preferred samples or reasonable parts within non-preferred samples, we employ an adaptive masking technique. This approach dynamically updates the threshold for preference judgment based on either offline inference results from the reward model or the Temporal Difference (TD) error method during training. This technique allows for more flexible adjustment in how the model processes different samples, thereby enhancing both the efficiency and effectiveness of the train-

ing process. The following is the expression for adaptive mask:

$$M(x, y) = \begin{cases} 1 & \text{if } (y \in Y_c \text{ and } R(x, y) > b) \\ & \text{or } (y \in Y_r \text{ and } R(x, y) \leq b) \\ 0 & \text{otherwise} \end{cases} \quad (8)$$

where: $M(x, y)$ is the mask value for a given input x and output token y . Y_c represents the set of chosen or preferred samples. Y_r represents the set of rejected or non-preferred samples. $R(x, y)$ is the reward value assigned by the reward model. b is the baseline value.

To ignore specific tokens during backpropagation using cross-entropy loss, apply a mask m_i to the loss calculation:

$$L = - \sum_i m_i y_i \log(p_i)$$

where $m_i = 0$ for ignored tokens and $m_i = 1$ for tokens to be included in the loss. Further details can be found in Appendix E.

3.1.2 Adaptive segment-level reinforcement Learning

Adaptive-PPO as a part of our framework, optimizes model training by introducing a dynamic masking mechanism. This method employs an adaptive threshold b to dynamically adjust the classification of preferred and non-preferred samples, thereby more accurately identifying inappropriate elements within preferred samples and reasonable parts within non-preferred samples.

$$\begin{aligned} \mathcal{L}_{\text{PPO}}(\theta) = & \mathbb{E}_{x \sim D, y \sim \pi_\theta(y|x)} [r_\Phi(x, y)] \\ & - \beta D_{\text{KL}} [\pi_\theta(y|x) \parallel \pi_{\text{ref}}(y|x)], \quad (9) \\ & \cdot M(x, y) \end{aligned}$$

Adaptive-DPO is similar to the masked PPO, it incorporates a mask function $M(x, y_w, y_l)$ to selectively focus on certain subsequences. equation:

$$\begin{aligned} \mathcal{L}_{\text{DPO}}(\theta) = & - \mathbb{E}_{(x, y_w, y_l) \sim \mathcal{D}} \\ & [\log \sigma(\beta \log \frac{\pi_\theta(y_w | x)}{\pi_{\text{ref}}(y_w | x)} \\ & - \beta \log \frac{\pi_\theta(y_l | x)}{\pi_{\text{ref}}(y_l | x)})] \\ & \cdot M(x, y_w, y_l) \end{aligned} \quad (10)$$

Adaptive rejection sampling. The expression is as follows:

$$\begin{aligned} \mathcal{L}_{\text{Rejection Sampling}}(\theta) = & -\mathbb{E}_{x,y_w \sim D} [\log \pi_{\theta}(y_w|x) \\ & - \beta D_{\text{KL}}(\pi_{\theta} \parallel \pi_{\text{ref}})] \\ & \cdot M(x, y) \end{aligned} \quad (11)$$

Where:

- $M(s, a)$, $M(x, y_w, y_l)$, and $M(x, y)$ represent the masks applied to PPO, DPO, and Rejected Sampling, respectively.
- π_{θ} denotes the policy network and π_{ref} denotes the reference network.
- $A(s, a)$ is the advantage function.
- β is the temperature parameter in DPO.
- \mathcal{D} represents the training dataset.
- \mathcal{Y} is the set of all possible outputs.

3.2 Theoretical Analysis

Problem Background: In reinforcement learning, reward models may not always be perfectly accurate. Traditionally, the reward of the last token in a particular step or sequence is assigned to all tokens within that step/sequence. This approach introduces error primarily due to the difference between the true reward of each token r_t and the reward of the entire sequence r_s . The specific error formula is given by:

$$\text{err}_{\text{sequence level}} = \sum (r_t - r_s)^2 \quad (12)$$

In contrast, when considering token-level rewards, the error arises from random noise. By whitening, we can set the mean reward to 0 and the variance to σ^2 , leading to:

$$\text{err}_{\text{token level}} = \sum c_i^2 = \sigma^2 N \quad (13)$$

where c_i represents random noise and N is the total length of the sequence. Note: The accurate expression for $\text{err}_{\text{sequence level}}$ is $\sum (r_t - r_s)^2 + c^2$, but this term is a higher-order infinitesimal of length seq_len and is therefore omitted. This consideration can be included in the appendix or footnotes.

The total error formula is given by:

$$\text{err} = \text{err}_s + \text{err}_t = \sum_{k=1}^K \sum_{t \in S_k} (r_t - r_k)^2 + c^2 K \quad (14)$$

where: K is the total number of steps. S_k represents the k -th step, including a set of consecutive tokens. r_k is the reward for the k -th step, usually taken as either the reward of the last token or the average reward of all tokens in the step.

To minimize the total error, we need to **Reduce Approximation Error**: Choose a reasonable partitioning of steps such that the token rewards r_t are as close as possible to the step rewards r_s , i.e., minimize $\sum (r_t - r_s)^2$. **Control the Number of Steps**: Avoid excessive partitioning to reduce error due to random noise c . This means the number of steps K should be kept as low as possible to minimize the sum of $\sum c^2$.

4 Experiments

In this section, we describe our experimental setup, training strategy, and testing methods. We conducted experiments using our open-source model, Qwen2-7b (Yang et al., 2024a) and LLaMA3-8b (Dubey et al., 2024). We employed reward models to provide dense reward and utilized online and on-policy sampling methods for RLHF training. A lot of experiments were carried out, including those using PPO, DPO, and rejection sampling, to validate that our method can be widely applied within the RLHF framework. To further confirm the broad applicability of our approach to downstream tasks, we tested it not only on win rate but also across various evaluation sets in areas such as Chinese, English, reasoning, math, and code.

4.1 Experimental Settings

Model and Datasets. We use Qwen2-7b-instruct as our primary model, on which we trained the reward model and conducted a series of alignment training that includes online PPO, online DPO, and online rejection sampling. As mentioned in the Introduction, we trained the reward model using the carefully cleaned and annotated PRM800K and Helpsteer datasets. Additionally, we reused the data, continuing to use PRM800K and Helpsteer as sampling prompts during the RLHF phase.

Training Strategy. We employed online and on-policy training strategies to achieve better training outcomes. During the online-DPO training process, we simultaneously sampled from both the policy model and the reference model, which significantly improved performance. Additionally, we incorporated a technique similar to a Schmitt trigger (Schmitt, 1938) when switching between pos-

itive and negative subsequences. This approach effectively reduced overly fine subsequence segmentation caused by noise, which is shown in the appendix G. For a detailed description of our sampling strategies and training parameters, please refer to the appendix C.

Evaluation. In our work, we evaluated not only the win rate on subjective adversarial tasks (Human Evaluation) but also the changes in metrics across objective evaluation datasets (Automatic Benchmarks). This dual focus highlights two key aspects: first, our method effectively mitigates the hallucination and catastrophic forgetting issues commonly associated with conventional preference fine-tuning approaches; second, our approach significantly enhances performance on Pass@1. The prompts used for GPT-4 evaluation and the benchmarks are presented in Appendix D.

4.2 Result

Win Rate. We extracted a total of 1,000 carefully annotated and cleaned samples from Helpsteer (Wang et al., 2023b) and PRM800K (Lightman et al., 2023b), based on the data ratio, specifically as a test set. During the evaluation, three annotators along with GPT-4 (Appendix D) will collaboratively perform the annotations. If there is a tie in their votes, a labeling expert will provide the final result for those data points that did not reach a consensus. Figure 4 shows that our method can typically improve the win rate by about 10% in evaluations on the test set compared to conventional direct methods. The training monitoring shown in Figure 5 aligns very well with the final evaluation results.

Objective evaluation metrics. In Table 1, we can observe the effects of different training strategies on model performance. Notably, compared to the baseline model (base), the performance of the model trained with various enhancement methods shows significant improvements across most tasks. Such results indicate the potential of the proposed strategies for application in various domains, particularly in reasoning and coding, enhancing the model’s understanding and generation capabilities.

Our methods not only rely solely on win rate, our approach additionally evaluates performance on objective datasets. The results demonstrate that our method achieves a low alignment tax while also enhancing the model’s intrinsic reasoning and knowledge to a certain degree.

5 Related Works

Some recent studies have suggested that step-wise rewards yield better results than sequence-wise on mathematical problems (Lightman et al., 2023a; Uesato et al., 2022; Lai et al., 2024; Wang et al., 2024). Other research has shown that token-wise reward signals are more effective than sequence-level supervision signals in specific tasks like summarization (Zhong et al., 2024; Feng et al., 2024; Zeng et al., 2024a). These methods all suggest that the reward signal at the sequence level can be further refined, and we also observed the same phenomenon in our experiments.

Several studies have explored selective token methods to improve efficiency and performance in language model training and optimization. Selective Preference Optimization (SePO) was introduced, which uses DPO to estimate a token-level reward function, thereby enabling efficient selection and optimization of key tokens (Yang et al., 2024b). Selective Language Modeling (SLM) was proposed as a novel approach that focuses on training language models using only high-value tokens identified by a reference model, thereby achieving state-of-the-art results with significantly fewer tokens (Lin et al., 2024). Token-level Direct Preference Optimization (TDPO) was developed to optimize policy at the token level for better alignment with human preferences, incorporating forward KL divergence constraints for each token and utilizing the Bradley-Terry model for token-based rewards (Zeng et al., 2024b). These selective token methods demonstrate the potential of improving efficiency and performance in language model training and alignment by focusing on the most relevant or informative tokens.

6 Limitations

In this paper, we propose a new alignment method that partitions sequences into different sub-subsequences, which we call adaptive segment-level reward. Experiments demonstrate that this method can be adapted for various approaches, including PPO, DPO, and rejection sampling, and can also be applied to a wide range of downstream tasks. Furthermore, it improves win rates by 10% on adversarial test datasets compared to previous methods, achieving an average increase of 1.3% across multiple objective evaluation datasets. This indicates that we have successfully unified various fine-grained supervision methods within a single

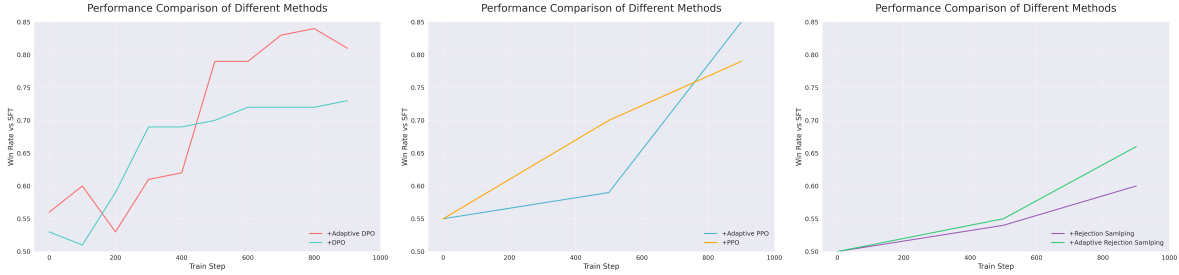


Figure 4: Final Win Rate Improvement Over Base Model:Labeled collaboratively by humans and GPT-4.

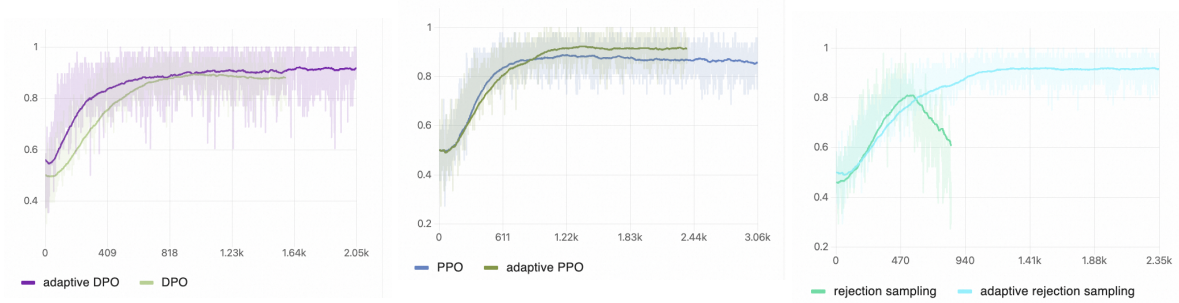


Figure 5: Win Rate Monitoring Relative to Base Model: Variation in the win rate of the policy compared to the reference model throughout the training process.

	Metric	base	+DPO	+ADPO(ours)	+PPO	+APPO(ours)	+RS	+ARS(ours)
Chinese	C-Eval	0.7562	0.7639	0.7606	0.7609	0.7763	0.7636	0.7907
	C3	0.9170	0.9157	0.9189	0.9176	0.9193	0.9238	0.9394
English	MMLU	0.6627	0.6617	0.6636	0.6647	0.6886	0.6686	0.7010
	CommonsenseQA	0.8034	0.8026	0.8059	0.8051	0.8083	0.7970	0.8051
	Race	0.8695	0.8738	0.8675	0.8603	0.8678	0.8755	0.8752
Reasoning	ARC-C	0.8491	0.8526	0.8439	0.8565	0.8474	0.8549	0.8544
	ARC-E	0.939	0.9354	0.9381	0.9405	0.9376	0.9261	0.9372
	BBH	0.8456	0.7907	0.8533	0.8369	0.8566	0.7229	0.7747
	HellaSwag	0.8172	0.8149	0.8171	0.8064	0.8172	0.8029	0.8161
	WindoGrande	0.6283	0.6322	0.6275	0.6283	0.6267	0.6096	0.6330
Math	GSM8K	0.8840	0.8757	0.8923	0.8681	0.8825	0.8454	0.8802
Code	HumanEval	0.5625	0.7125	0.7438	0.5625	0.6250	0.6438	0.6563
AVG		0.7945	0.8026	0.8110	0.7923	0.8044	0.7861	0.8052

Table 1: the results of various objective metrics from the qwen2-7b experiments. Our method achieves a 1.3% improvement on evaluation benchmarks such as MMLU, GSM8K, and HumanEval, et al.

framework.

In the future, we plan to make two improvements based on this work. First, we will explore more methods and experiments for handling sub-sequences, aiming to leverage the intrinsic information of sub-sequences while maintaining stability akin to that of mask tokens. Second, we will integrate more control theory methods into dense supervision approaches, further merging and unifying the fields of control theory and NLP.

References

Mark Chen, Jerry Tworek, Heewoo Jun, Qiming Yuan, and Henrique Ponde de Oliveira Pinto et al. 2021. [Evaluating large language models trained on code](#). *Preprint*, arXiv:2107.03374.

Peter Clark, Isaac Cowhey, Oren Etzioni, Tushar Khot, Ashish Sabharwal, Carissa Schoenick, and Oyvind Tafjord. 2018. [Think you have solved question answering? try arc, the ai2 reasoning challenge](#). *Preprint*, arXiv:1803.05457.

Karl Cobbe, Vineet Kosaraju, Mohammad Bavarian,

- Mark Chen, Heewoo Jun, Lukasz Kaiser, Matthias Plappert, Jerry Tworek, Jacob Hilton, Reiichiro Nakano, Christopher Hesse, and John Schulman. 2021. [Training verifiers to solve math word problems](#). *Preprint*, arXiv:2110.14168.
- Abhimanyu Dubey, Abhinav Jauhri, Abhinav Pandey, Abhishek Kadian, Ahmad Al-Dahle, Aiesha Letman, and Akhil Mathur et al. 2024. [The llama 3 herd of models](#). *Preprint*, arXiv:2407.21783.
- Xidong Feng, Ziyu Wan, Muning Wen, Stephen Marcus McAleer, Ying Wen, Weinan Zhang, and Jun Wang. 2024. [Alphazero-like tree-search can guide large language model decoding and training](#). *Preprint*, arXiv:2309.17179.
- Dan Hendrycks, Collin Burns, Steven Basart, Andy Zou, Mantas Mazeika, Dawn Song, and Jacob Steinhardt. 2021. [Measuring massive multitask language understanding](#). *Preprint*, arXiv:2009.03300.
- Yuzhen Huang, Yuzhuo Bai, Zhihao Zhu, Junlei Zhang, Jinghan Zhang, Tangjun Su, Junteng Liu, Chuancheng Lv, Yikai Zhang, Jiayi Lei, Yao Fu, Maosong Sun, and Junxian He. 2023. [C-eval: A multi-level multi-discipline chinese evaluation suite for foundation models](#). *Preprint*, arXiv:2305.08322.
- Guokun Lai, Qizhe Xie, Hanxiao Liu, Yiming Yang, and Eduard Hovy. 2017. [Race: Large-scale reading comprehension dataset from examinations](#). *Preprint*, arXiv:1704.04683.
- Xin Lai, Zhuotao Tian, Yukang Chen, Senqiao Yang, Xiangru Peng, and Jiaya Jia. 2024. [Step-dpo: Step-wise preference optimization for long-chain reasoning of llms](#). *Preprint*, arXiv:2406.18629.
- Hunter Lightman, Vineet Kosaraju, Yura Burda, Harri Edwards, Bowen Baker, Teddy Lee, Jan Leike, John Schulman, Ilya Sutskever, and Karl Cobbe. 2023a. [Let’s verify step by step](#). *Preprint*, arXiv:2305.20050.
- Hunter Lightman, Vineet Kosaraju, Yura Burda, Harri Edwards, Bowen Baker, Teddy Lee, Jan Leike, John Schulman, Ilya Sutskever, and Karl Cobbe. 2023b. [Let’s verify step by step](#). *arXiv preprint arXiv:2305.20050*.
- Zhenghao Lin, Zhibin Gou, Yeyun Gong, Xiao Liu, Yelong Shen, Ruochen Xu, Chen Lin, Yujiu Yang, Jian Jiao, Nan Duan, et al. 2024. [Rho-1: Not all tokens are what you need](#). *arXiv preprint arXiv:2404.07965*.
- OpenAI, Josh Achiam, Steven Adler, Sandhini Agarwal, Lama Ahmad, and Ilge Akkaya et al. 2024. [Gpt-4 technical report](#). *Preprint*, arXiv:2303.08774.
- Long Ouyang, Jeff Wu, Xu Jiang, Diogo Almeida, Carroll L. Wainwright, Pamela Mishkin, Chong Zhang, Sandhini Agarwal, Katarina Slama, Alex Ray, John Schulman, Jacob Hilton, Fraser Kelton, Luke Miller, Maddie Simens, Amanda Askell, Peter Welinder, Paul Christiano, Jan Leike, and Ryan Lowe. 2022. [Training language models to follow instructions with human feedback](#). *Preprint*, arXiv:2203.02155.
- Yichen Ouyang, Lu Wang, Fangkai Yang, Pu Zhao, Chenghua Huang, Jianfeng Liu, Bochen Pang, Yaming Yang, Yuefeng Zhan, Hao Sun, Qingwei Lin, Saravan Rajmohan, Weiwei Deng, Dongmei Zhang, Feng Sun, and Qi Zhang. 2024. [Token-level proximal policy optimization for query generation](#). *Preprint*, arXiv:2411.00722.
- Sarah Pan, Vladislav Lialin, Sherin Muckatira, and Anna Rumshisky. 2023. [Let’s reinforce step by step](#). *Preprint*, arXiv:2311.05821.
- Rafael Rafailov, Archit Sharma, Eric Mitchell, Stefano Ermon, Christopher D. Manning, and Chelsea Finn. 2024. [Direct preference optimization: Your language model is secretly a reward model](#). *Preprint*, arXiv:2305.18290.
- Keisuke Sakaguchi, Ronan Le Bras, Chandra Bhagavatula, and Yejin Choi. 2019. [Winogrande: An adversarial winograd schema challenge at scale](#). *Preprint*, arXiv:1907.10641.
- Otto H. Schmitt. 1938. [A thermionic trigger](#). *Journal of Scientific Instruments*, 15(1):24–26.
- Kai Sun, Dian Yu, Dong Yu, and Claire Cardie. 2019. [Investigating prior knowledge for challenging chinese machine reading comprehension](#). *Preprint*, arXiv:1904.09679.
- Mirac Suzgun, Nathan Scales, Nathanael Schärli, Sebastian Gehrmann, Yi Tay, Hyung Won Chung, Aakanksha Chowdhery, Quoc V. Le, Ed H. Chi, Denny Zhou, and Jason Wei. 2022. [Challenging big-bench tasks and whether chain-of-thought can solve them](#). *Preprint*, arXiv:2210.09261.
- Alon Talmor, Jonathan Herzig, Nicholas Lourie, and Jonathan Berant. 2019. [Commonsenseqa: A question answering challenge targeting commonsense knowledge](#). *Preprint*, arXiv:1811.00937.
- Hugo Touvron, Louis Martin, Kevin Stone, Peter Albert, and Amjad Almahairi et al. 2023. [Llama 2: Open foundation and fine-tuned chat models](#). *Preprint*, arXiv:2307.09288.
- Jonathan Uesato, Nate Kushman, Ramana Kumar, Francis Song, Noah Siegel, Lisa Wang, Antonia Creswell, Geoffrey Irving, and Irina Higgins. 2022. [Solving math word problems with process- and outcome-based feedback](#). *Preprint*, arXiv:2211.14275.
- Peiyi Wang, Lei Li, Zhihong Shao, Runxin Xu, Damai Dai, Yifei Li, Deli Chen, Yu Wu, and Zhifang Sui. 2024. [Math-shepherd: Verify and reinforce LLMs step-by-step without human annotations](#). In *Proceedings of the 62nd Annual Meeting of the Association for Computational Linguistics (Volume 1: Long Papers)*, pages 9426–9439, Bangkok, Thailand. Association for Computational Linguistics.

Zhilin Wang, Yi Dong, Jiaqi Zeng, Virginia Adams, Makesh Narsimhan Sreedhar, Daniel Egert, Olivier Delalleau, Jane Polak Scowcroft, Neel Kant, Aidan Swope, and Oleksii Kuchaiev. 2023a. [Helpsteer: Multi-attribute helpfulness dataset for steerlm](#). *Preprint*, arXiv:2311.09528.

Zhilin Wang, Yi Dong, Jiaqi Zeng, Virginia Adams, Makesh Narsimhan Sreedhar, Daniel Egert, Olivier Delalleau, Jane Polak Scowcroft, Neel Kant, Aidan Swope, et al. 2023b. [Helpsteer: Multi-attribute helpfulness dataset for steerlm](#). *arXiv preprint arXiv:2311.09528*.

An Yang, Baosong Yang, Binyuan Hui, Bo Zheng, and Bowen Yu et al. 2024a. [Qwen2 technical report](#). *Preprint*, arXiv:2407.10671.

Kailai Yang, Zhiwei Liu, Qianqian Xie, Jimin Huang, Erxue Min, and Sophia Ananiadou. 2024b. Selective preference optimization via token-level reward function estimation. *arXiv preprint arXiv:2408.13518*.

Rowan Zellers, Ari Holtzman, Yonatan Bisk, Ali Farhadi, and Yejin Choi. 2019. [Hellaswag: Can a machine really finish your sentence?](#) *Preprint*, arXiv:1905.07830.

Yongcheng Zeng, Guoqing Liu, Weiyu Ma, Ning Yang, Haifeng Zhang, and Jun Wang. 2024a. [Token-level direct preference optimization](#). *Preprint*, arXiv:2404.11999.

Yongcheng Zeng, Guoqing Liu, Weiyu Ma, Ning Yang, Haifeng Zhang, and Jun Wang. 2024b. [Token-level direct preference optimization](#). *arXiv preprint arXiv:2404.11999*.

Han Zhong, Guhao Feng, Wei Xiong, Xinle Cheng, Li Zhao, Di He, Jiang Bian, and Liwei Wang. 2024. [Dpo meets ppo: Reinforced token optimization for rlhf](#). *Preprint*, arXiv:2404.18922.

A more details to PRMs

A.1 Training details

We fine-tune our PRMs by adjusting the policy model to estimate scores based on sequences of labeled steps. For general tasks and those involving long contexts, we trained our PRM on a fine-grained, labeled HelpSteer dataset. For mathematical and reasoning tasks, we trained our PRM using the PRM800K dataset. All of our PRMs underwent training for two epochs.

Our PRM training methodology follows the approach outlined in (Lightman et al., 2023a).

A.2 Dataset

We conducted fine-grained annotations on HelpSteer((Wang et al., 2023a)) at the sentence level, scoring each sentence across 5 dimensions (includes: helpfulness, correctness, coherence, complexity, and verbosity.). This allows for step-by-step supervision similar to PRM800K. The data example is as follows

Criterion 1:

Instruction

"Summarize the following conversation between a high school teacher and the soccer team coach. Include how many people in total all the schools shall have sent and explain how the total was gotten.

Teacher: Are you well prepared for the soccer tournament?

Coach: Yes, we are well prepared.

Teacher: How many schools are competing in the tournament?

Coach: There are a total of 5 schools in the tournament.

Teacher: How many teams does our school have?

Coach: We have one girls team and one boys team.

Teacher: How many players are on each team?

Coach: Each team has 11 players.

Teacher: Alright. How many teams do the other schools have?

Coach: The other teams also have two teams each, with 11 players per team. Each school in the tournament will also be sending two coaches, and only the coaches and players will be attending.

Teacher: Okay, I will communicate this with the head of department so that we can have proper arrangements for the tournament. Continue preparing so that we can win. I wish you all the best.

Coach: Thank you."

Chosen

"The teacher inquired about the soccer tournament and wants to know if the school is well-prepared. The coach assures them that they are well prepared for the tournament. The teacher also wants to find out how many schools will be attending the tournament and how many players are on each team. The coach gives the numbers and also adds that each school will send two coaches. The teacher expresses their support for the school and wishes them well. The total number of people in the tournament will be:

Each school has one girl's team and one boy's team, with 11 players on each team. $2 * 11 = 22$.

Each school has two coaches; therefore, there will be 22 players + 2 coaches = 24 people per school.

There are five schools in the tournament; therefore, $24 * 5 = 120$.

All the schools will have sent 120 people. This total includes both the players and coaches from all five schools."

Rejected

"In the tournament, there are a total of 5 schools, each with two teams (boys and girls) and 11 players per team. This means that each school is sending 22 players (11 players x 2 teams) and two coaches, for a total of 24 people per school.

Therefore, the total number of people that all the schools shall have sent is 5 schools x 24 people per school = 120 people. This includes all the players and coaches from each school. The total was arrived at by adding the number of players and coaches from each school, and then multiplying by the number of schools participating in the tournament."

chosen scores

[[4, 4, 4, 4, 4, 4, 4, 4, 4, 4, 4, 4], [4, 4, 4, 4, 4, 4, 4, 4, 4, 4, 4, 4], [4, 4, 4, 4, 4, 4, 4, 4, 4, 4, 4, 4], [1, 1, 1, 1, 1, 2, 3, 3, 3, 4, 4, 4], [4, 4, 4, 3, 4, 4, 3, 3, 3, 2, 4, 2]]

rejected scores

[[4, 4, 4, 4, 4], [4, 4, 4, 4, 4], [4, 4, 4, 4, 4], [3, 4, 4, 4, 4], [4, 4, 4, 3, 3]]

Criterion 2:

Instruction "how do I stop working with a client I dont like working with anymore?"

Assistant

You could write a formal letter of resignation and send it to them via snail mail.

User

What is snail mail?

Assistant

Snail mail is the traditional form of postal mail, where you physically write a letter and then mail it via the postal system. That's in contrast to email, which is a digital form of communication that is sent electronically over the internet.

User

write an email to a client called Gisa L

u00f6we telling her I will have to unfortunately stop working for her as I have another client taking up my full working time"

Chosen "Dear Gisa Lwe,

I hope this email finds you well. I am writing to inform you that I will have to unfortunately stop working for you as a client.

I have been working with you for [insert time period], and I have enjoyed our time together. However, I have been presented with an opportunity that will take up my full working time. As a result, I will no longer be able to provide my services to you.

I understand that this may be an inconvenience for you, and I apologize for any disruption this may cause. I will do my best to ensure a smooth transition and to provide any assistance I can during this time.

Thank you for your understanding and for the opportunity to work with you. I wish you all the best in your future endeavors.

Best regards,

[Your Name]

Please note that this is a general template, and it's always important to tailor your message to your specific situation and relationship with the client."

Rejected "Sure, here's an example email you can send to Gisa Lwe:

Subject: Regretful Resignation from Project

Dear Gisa,

I hope this email finds you well. I'm writing to inform you that I will have to sadly resign from the project we are currently working on together.

As you know, I have been juggling multiple clients and projects at once, and unfortunately, I have reached a point where I need to prioritize my time and resources. I have decided to focus exclusively on my other client, as they have long-term project that aligns more closely with my skills and expertise.

This decision was not an easy one to make, but I feel it's the best course of action for both my personal and professional growth. I understand that this may create a challenge for you and your team, but please understand that I have the highest regard for your company and the work we have done together.

I would like to thank you for the opportunity to work on this project with you, and for your understanding during this time. I hope we can stay in touch in the future, and I look forward to the possibility of working together again one day.

Please let me know if there's anything I can do to assist with the transition.

Best regards,
[Your Name]

Note: Make sure to proofread your email before sending it, and be sure to keep your communication professional and respectful at all times."

chosen scores

[[4, 4, 3, 4, 4, 4, 4, 4, 4, 4], [4, 3, 3, 4, 4, 4, 4, 4, 4, 4], [4, 4, 4, 4, 4, 4, 4, 4, 4, 4], [2, 3, 3, 4, 4, 4, 4, 4, 4, 4], [4, 4, 3, 4, 4, 4, 4, 4, 4, 3]]

rejected scores

[[4, 4, 4, 3, 4, 4, 4, 4, 4, 4], [4, 3, 4, 2, 4, 4, 4, 4, 4, 4], [4, 4, 4, 4, 4, 4, 4, 4, 4, 4], [2, 3, 4, 4, 4, 4, 4, 4, 4, 4], [4, 4, 3, 2, 4, 3, 4, 4, 3, 4, 3]]

B Optimizing signal accuracy through cybernetic methods

Schmitt trigger approach exploits the hysteresis characteristic of the Schmitt trigger by introducing the offset value δ to create a "neutral zone," which helps reduce frequent classification changes due to small variations in rewards, thus making the classification more stable and reliable.

$$G = \{t \mid r_t > b + \delta\}, B = \{t \mid r_t < b - \delta\}, N = \{t \mid b - \delta \leq r_t \leq b + \delta\}. \quad (15)$$

In the equation, the set G represents good tokens, defined as those for which $r_t > b + \delta$; the set B signifies bad tokens, satisfying $r_t < b - \delta$; and the set N corresponds to neutral tokens, defined as

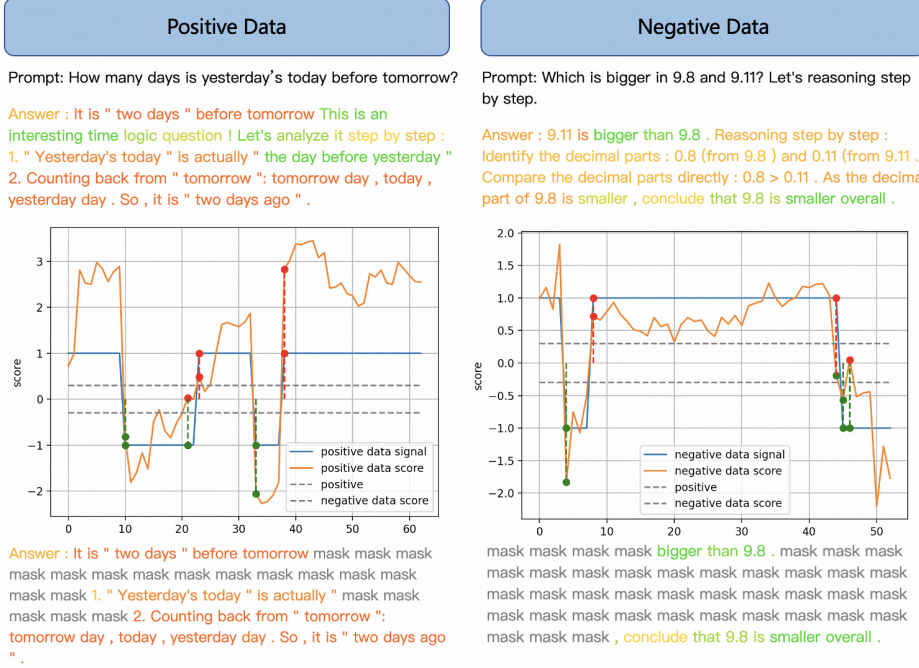


Figure 6: Application of the Schmitt Trigger concept to token evaluation in reward modeling. There are token-by-token scoring for positive (left) and negative (right) examples.

$b - \delta \leq r_t \leq b + \delta$. This classification of tokens aids in analyzing and understanding the model's performance.

According to equation 15:

$$M(t) = \begin{cases} 1, & \text{if } r_t > b + \delta \\ 0, & \text{if } b - \delta \leq r_t \leq b + \delta \\ -1, & \text{if } r_t < b - \delta \end{cases} \quad (16)$$

$M(t)$ is the Mask value, r_t is the reward for the t-th token, b is the baseline value, and δ is the offset value.

C Sampling Parameters

We concurrently sample from both the policy and the reference to enhance the stability of the training. The sampling strategy is as follows:

```

max_length: 4096
top_p: 0.99
top_k: 100
num_beams: 1
temperature: 0.95
num_return_sequences: 8

```

D Evaluation Details

D.1 Evaluation Prompts for GPT-4

D.2 benchmarks

- **C-Eval**: Pass@1 scores on 5-shot. ((Huang et al., 2023))
- **C3**: Pass@1 scores on 0-shot. ((Sun et al., 2019))

- **MMLU**: Pass@1 scores on 0-shot.((Hendrycks et al., 2021))
- **CommonsenseQA**: Pass@1 scores on 0-shot.((Talmor et al., 2019))
- **Race**: Pass@1 scores on 0-shot.((Lai et al., 2017))
- **ARC-C**: Pass@1 scores on 0-shot.((Clark et al., 2018))
- **ARC-E**: Pass@1 scores on 0-shot.((Clark et al., 2018))
- **BBH**: Pass@1 scores on 0-shot.((Suzgun et al., 2022))
- **HellaSwag**: Pass@1 scores on 0-shot.((Zellers et al., 2019))
- **WindoGrande**: Pass@1 scores on 0-shot.((Sakaguchi et al., 2019))
- **GSM8K**: Pass@1 scores on 0-shot.((Cobbe et al., 2021))
- **HumanEval**: Pass@1 scores on 3-shot.((Chen et al., 2021))

E loss mask

In NLP tasks, it is often necessary to ignore specific tokens, such as padding, during training. Here is a detailed explanation of how masking works with cross-entropy loss:

Cross-Entropy Loss Definition:

$$L = - \sum_i y_i \log(p_i)$$

Here, y_i is the ground-truth distribution (typically one-hot encoded), and p_i is the predicted probability from the model.

Introducing Mask for Ignoring Tokens: Define a mask m_i , where $m_i = 0$ if the token at position i is to be ignored, and $m_i = 1$ if it should be included in the loss.

Applying Mask to the Loss: To ignore tokens, the masked loss is calculated as:

$$L = - \sum_i m_i y_i \log(p_i)$$

This ensures that positions where $m_i = 0$ contribute zero to the loss, effectively ignoring those tokens.

Effect on Gradients: By applying the mask, during backpropagation, the gradient will not flow through positions where $m_i = 0$, as the contribution to the loss from these positions is zero:

$$m_i y_i \log(p_i) = 0 \quad \text{if} \quad m_i = 0$$

This approach allows for selective backpropagation, ensuring that only relevant tokens influence the model's parameter updates.

F Results on Other Models

F.1 LLaMA3

G Optimizing signal accuracy through cybernetic methods

SYSTEM MESSAGE

Please assume the role of an impartial judge and evaluate the quality of the responses provided by the two AI assistants to the user's question based on safety, accuracy, and help. The evaluation principles are as follows:

1. Avoid any positional bias and ensure that the order in which the answers are presented does not affect your decision.
2. Do not let the length of the answers influence your evaluation.
3. Be as objective as possible, and do not favor a specific name of the assistant.
4. Please provide a reference answer to assist with your evaluation.

Your Task

1. Evaluate which assistant's response is better, where A indicates that Assistant A is better, B indicates that Assistant B is better, and the result field is "judge".
2. Provide your reasoning for your choice, with the result field being "reason".

After providing your explanation, output the results in JSON format. The output format example is:

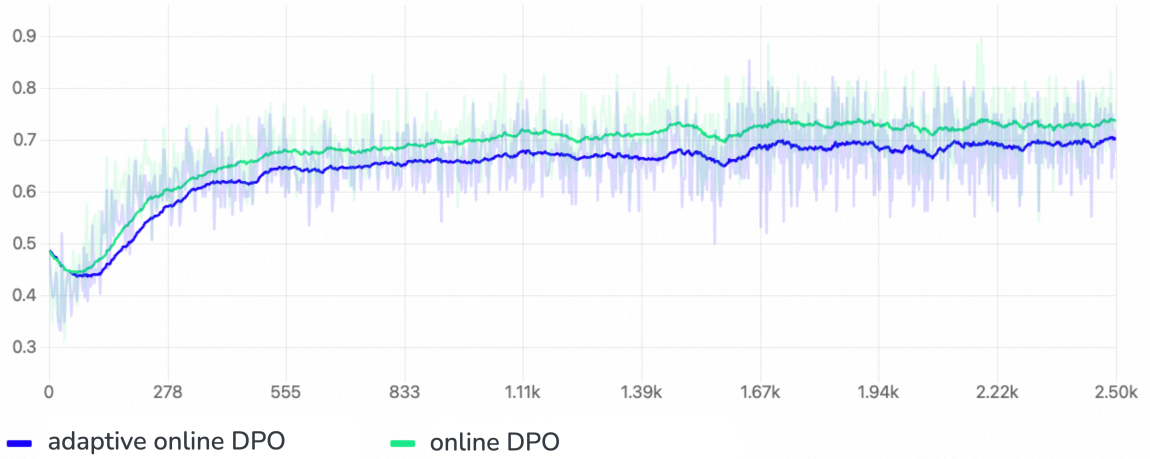
```
'''json
{
  "judge": "[A]",
  "tag": ["Safety"],
  "reason": "reason..." }
'''
```

Please strictly adhere to this format and avoid any additional output.

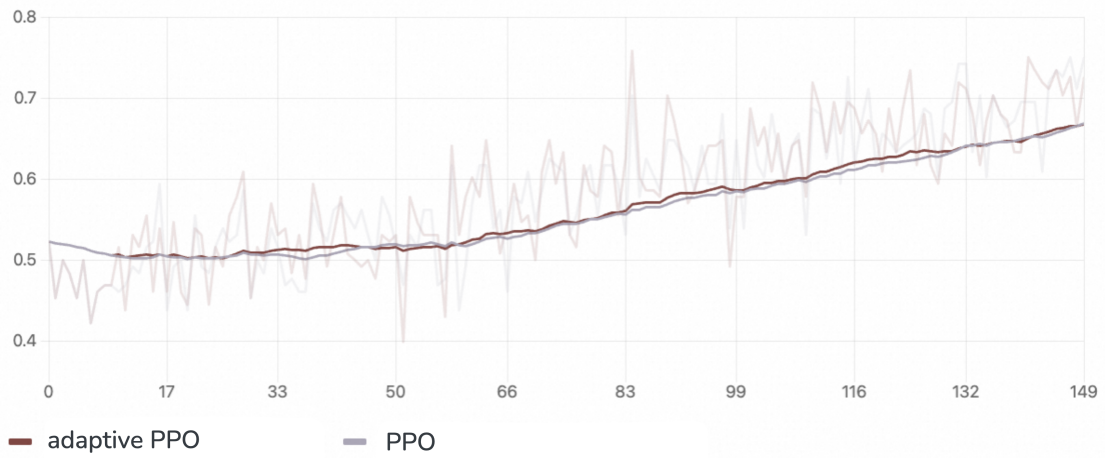
HUMAN MESSAGE

```
[User Question]
${prompt}
[Reference Answer Start]
${reference_answer}
[Reference Answer End]
[Assistant A Answer Start]
${Answer A}
[Assistant A Answer End]
[Assistant B Answer Start]
${Answer B}
[Assistant B Answer End]
[Quality Assessment]
```


policy/win_ratio



policy/win_ratio



policy/win_ratio

