

Adaptive Guidance for Local Training in Heterogeneous Federated Learning

Jianqing Zhang^{1,2} Yang Liu^{3,4} Yang Hua⁵ Jian Cao^{1,6} Qiang Yang³

Abstract

Model heterogeneity poses a significant challenge in Heterogeneous Federated Learning (HtFL). In scenarios with diverse model architectures, directly aggregating model parameters is impractical, leading HtFL methods to incorporate an extra objective alongside the original local objective on each client to facilitate collaboration. However, this often results in a mismatch between the extra and local objectives. To resolve this, we propose Federated Learning-to-Guide (FedL2G¹), a method that adaptively learns to guide local training in a federated manner, ensuring the added objective aligns with each client’s original goal. With theoretical guarantees, FedL2G utilizes only first-order derivatives *w.r.t.* model parameters, achieving a non-convex convergence rate of $\mathcal{O}(1/T)$. We conduct extensive experiments across two data heterogeneity and six model heterogeneity settings, using 14 heterogeneous model architectures (*e.g.*, CNNs and ViTs). The results show that FedL2G significantly outperforms seven state-of-the-art methods.

1. Introduction

With the rapid development of AI techniques (Touvron et al., 2023; Achiam et al., 2023), public data has been consumed gradually, raising the need to access local data inside devices or institutions (Ye et al., 2024). However, directly using local data often raises privacy concerns (Nguyen et al., 2021). Federated Learning (FL) is a promising privacy-preserving approach that enables collaborative model training across multiple clients (devices or institutions) in a distributed manner without the need to move the actual data outside

¹Shanghai Jiao Tong University ²Institute for AI Industry Research (AIR), Tsinghua University ³Hong Kong Polytechnic University ⁴Shanghai Artificial Intelligence Laboratory ⁵Queen’s University Belfast ⁶Shanghai Key Laboratory of Trusted Data Circulation and Governance in Web3. Correspondence to: Yang Liu <yang-veronica.liu@polyu.edu.hk>, Jian Cao <caojian@sjtu.edu.cn>.

¹<https://github.com/TsingZ0/FedL2G>

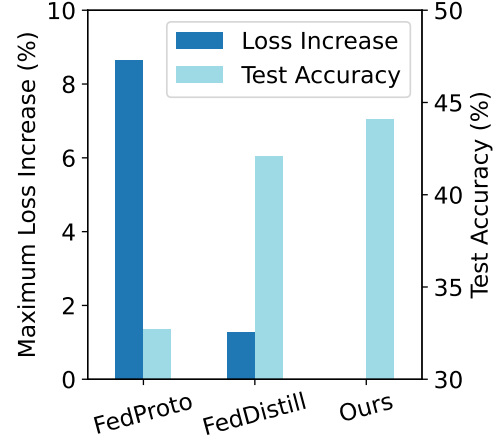


Figure 1: The objective mismatch problem increases the original local loss during FL, leading to lower test accuracy. The *loss increase* is calculated as the difference between the current original local loss and its previous minimum.

clients (Kairouz et al., 2019; Li et al., 2020). Nevertheless, data heterogeneity (Li et al., 2021; Zhang et al., 2023d;a) and model heterogeneity (Zhang et al., 2024b; Yi et al., 2023) remain two practical issues when deploying FL systems. Personalized FL (PFL) mainly focuses on the data heterogeneity issue (Zhang et al., 2023e), while Heterogeneous FL (HtFL) considers both data and model heterogeneity simultaneously (Zhang et al., 2024a). HtFL’s support for model heterogeneity enables a broader range of clients to participate in FL with their customized models.

In HtFL, sharing model parameters, a widely used technique in traditional FL and PFL is not applicable (Zhang et al., 2024b). Instead, lightweight knowledge carriers, including small auxiliary models (Shen et al., 2020; Wu et al., 2022; Yi et al., 2024), tiny homogeneous modules (Liang et al., 2020; Yi et al., 2023), and prototypes (*i.e.*, class representative feature vectors) (Jeong et al., 2018; Tan et al., 2022b), can be shared among clients. Prototypes offer the most significant communication efficiency due to their compact size.

However, representative prototype-based methods FedDistill (Jeong et al., 2018) and FedProto (Tan et al., 2022b), still suffer from a mismatch between the prototype-guiding objective and the client’s original local objective. These meth-

ods typically introduce an extra guiding objective alongside the original local objective, aiming to guide local features to align with the global ensemble prototypes. Due to the significant variation in width and depth among clients' heterogeneous models, their feature extraction capabilities also differ considerably (Zhang et al., 2024a;b). On the other hand, the data distribution also diverges across clients (McMahan et al., 2017; Li et al., 2022). Since the global prototypes are derived from aggregating diverse local prototypes, they inherently cannot fully align with specific client models and their respective data. Consequently, directly optimizing the guiding and local objectives together *without* prioritizing the original local objective has the potential to undermine the local objective of each client due to the objective mismatch, as shown in Fig. 1.

To address the issue of objective mismatch, we propose a novel **Federated Learning-to-Guide (FedL2G)** method. It prioritizes the original local objective while learning the guiding objective, ensuring that the guiding objective facilitates each client's original local task rather than causing negative effects to the original local objective. This is why we term it "*learning to guide*". Specifically, we hold out a tiny *quiz set* from the training set and denote the remaining set as a *study set* on each client. Then we learn guiding vectors in a federated manner, ensuring that updating client models with the extra guiding loss and the original local loss on their study sets consistently reduces the original local loss on their quiz sets (which are not used for training and testing). The steadily decreasing original local loss (no loss increase) and the superior test accuracy illustrated in Fig. 1 embody the design philosophy and effectiveness of our FedL2G. Moreover, in contrast to learning-to-learn (Finn et al., 2017; Jiang et al., 2019; Fallah et al., 2020a), the learning-to-guide process in our FedL2G only requires first-order derivatives *w.r.t.* model parameters, making it computationally efficient.

We assess the performance of our FedL2G across various scenarios. In addition to test accuracy, we also evaluate communication and computation overhead. The results consistently demonstrate that FedL2G outperforms seven state-of-the-art methods. We list our contributions below:

- In HtFL with data and model heterogeneity, we analyze and observe the objective mismatch issue between the extra guiding objective and the original local objective within representative prototype-based methods.
- We propose a FedL2G method that prioritizes the original local objective while using the extra guiding objective to eliminate the objective mismatch issue.
- We prove that FedL2G achieves efficiency using only first-order derivatives *w.r.t.* model parameters, with a non-convex convergence rate of $\mathcal{O}(1/T)$.

- To demonstrate our FedL2G's priority, we conducted extensive experiments covering two types of data heterogeneity, six types of model heterogeneity (including 14 distinct model architectures such as CNNs and ViTs), and various system settings.

2. Related Work

2.1. Heterogeneous Federated Learning (HtFL)

Presently, FL is one of the popular collaborative learning and privacy-preserving techniques (Zhang et al., 2023d; Li et al., 2020) and HtFL extends traditional FL by supporting model heterogeneity (Ye et al., 2023). Prevailing HtFL methods primarily consider three types of model heterogeneity: (1) group heterogeneity, (2) partial heterogeneity, and (3) full heterogeneity (Zhang et al., 2024b). Among them, the HtFL methods considering group model heterogeneity extract different but architecture-constraint sub-models from a global model for various groups of clients (Diao et al., 2020; Horvath et al., 2021; Wen et al., 2022; Luo et al., 2023; Zhou et al., 2023). Thus, they cannot support customized client models and are *excluded* from our consideration. Additionally, sharing and revealing model architectures within each group of clients also raises privacy and intellectual property concerns (Zhang et al., 2024a). As the server is mainly utilized for parameter aggregation in prior FL systems (Tan et al., 2022a; Kairouz et al., 2019), training a server module with a large number of epochs, like (Zhang et al., 2024b;a; Zhu et al., 2021), necessitates additional upgrades or the purchase of a new heavy server, which is impractical. Thus, we focus on the *server-lightweight* methods.

Both partial and full model heterogeneity accommodate customized client model architectures, but partial heterogeneity still assumes that some small parts of all client models are homogeneous. For example, LG-FedAvg (Liang et al., 2020) and FedGH (Yi et al., 2023) stand out as two representative approaches. LG-FedAvg and FedGH partition each client model into a feature extractor part and a classifier head part, operating under the assumption that all classifier heads are homogeneous. In LG-FedAvg, the parameters of classifier heads are uploaded to the server for aggregation. In contrast, FedGH uploads prototypes to the server and trains the lightweight global classifier head for a small number of epochs. Both methods utilize the global head for knowledge transfer among clients but overlook the inconsistency between the global head and local tasks.

In the case of full model heterogeneity, mutual distillation (Zhang et al., 2018) and prototype guidance (Tan et al., 2022b) emerge as two prevalent techniques. Using mutual distillation, FML (Shen et al., 2020), FedKD (Wu et al., 2022), and FedMRL (Yi et al., 2024) facilitate client knowledge transfer through a globally shared auxiliary model. However, sharing an entire model demands substantial com-

munication resources, even if the auxiliary model is typically small (Zhang et al., 2024b). Furthermore, aggregating a global model in scenarios with data heterogeneity presents numerous challenges, such as client-drift (Karimireddy et al., 2020), ultimately leading to a subpar global model (Li et al., 2022; Zhang et al., 2023a;b;c). As representative prototype guidance methods, FedDistill (Jeong et al., 2018) and FedProto (Tan et al., 2022b) gather prototypes on each client, aggregate them on the server to create the global prototypes, and guide client local training with these global prototypes. Specifically, FedDistill extracts lower-dimensional prototypes than FedProto. This difference stems from FedDistill applying prototype guidance in the logit space, whereas FedProto uses the intermediate feature space. Sharing higher-dimensional prototypes can transfer more information among clients but may also exacerbate the negative effects of objective mismatch.

2.2. Student-Centered Guidance

Our learning-to-guide philosophy draws inspiration from student-centered knowledge distillation approaches (Yang et al., 2024). They are based on the insight that a teacher’s subject matter expertise alone may not match the student’s specific studying ability and style, resulting in negative effects (Sengupta et al., 2023; Yang et al., 2024). To address the mismatch between the teacher’s knowledge and the needs of the student, updating the teacher model with concise feedback from the student on a small quiz set represents a promising direction (Ma et al., 2022; Zhou et al., 2022; Sengupta et al., 2023).

However, these student-centered approaches are built upon a teacher-student framework, assuming the presence of a well-trained large teacher model. They concentrate on a central training scheme without factoring in distributed multiple students and privacy protection (Lee et al., 2022; Hu et al., 2022), rendering them inapplicable in the context of HtFL. Additionally, modifying and extending these student-centered approaches to HtFL requires significant communication and computational resources to update a shared large teacher model based on student feedback (Zhou et al., 2022; Lu et al., 2023). Nevertheless, the student-centered guidance concept inspires us to propose a learning-to-guide approach in HtFL. This involves substituting the large teacher model with compact guiding vectors and updating these guiding vectors based on clients’ feedback from their quiz sets, making our FedL2G lightweight, efficient, and adaptable.

3. Federated Learning-to-Guide: FedL2G

3.1. Notations and Preliminaries

Problem statement. In an HtFL system, N clients, on the one hand, train their heterogeneous local models (with pa-

rameters $\theta_1, \dots, \theta_N$) using their private and heterogeneous training data $\mathcal{D}_1, \dots, \mathcal{D}_N$. On the other hand, they share some global information, denoted by \mathcal{G} , with the assistance of a server to facilitate collaborative learning. Formally, the typical objective of HtFL is

$$\min_{\theta_1, \dots, \theta_N} \sum_{i=1}^N \frac{|\mathcal{D}_i|}{D} \mathcal{L}_{\mathcal{D}_i}(\theta_i, \mathcal{G}), \quad (1)$$

where $|\mathcal{D}_i|$ represents the size of the training set \mathcal{D}_i , $D = \sum_{i=1}^N |\mathcal{D}_i|$, and $\mathcal{L}_{\mathcal{D}_i}$ denotes a total client training objective over \mathcal{D}_i .

Prototype-based HtFL. Sharing class-wise prototypes of low-dimensional features in either the intermediate feature space or the logit space among clients has become a prevalent and communication-efficient solution to address model heterogeneity in HtFL (Ye et al., 2023). Take the popular scheme (Jeong et al., 2018) for example, where prototypes are shared in the logit space, \mathcal{G} (the set of global prototypes) is defined by

$$\mathcal{G} = \{\mathbf{g}^y\}_{y=1}^C, \quad \mathbf{g}^y = \text{agg}(\{\mathbf{g}_1^y, \dots, \mathbf{g}_N^y\}), \quad (2)$$

where $\mathbf{g}_i^y = \mathbb{E}_{\mathcal{D}_{i,y}}[f_i(\mathbf{x}, \theta_i)]$, $\mathbb{E}_{\mathcal{D}}$ is short for $\mathbb{E}_{(\mathbf{x}, y) \sim \mathcal{D}}$ for any \mathcal{D} and C represents the total number of clients’ original local task classes. \mathbf{g}^y and \mathbf{g}_i^y denote the global and local prototypes of class y , respectively. Besides, agg is an aggregation function defined by each prototype-based HtFL method, $\mathcal{D}_{i,y}$ stands for a subset of \mathcal{D}_i containing all the data of class y , and f_i represents the local model of client i . Given a global \mathcal{G} , client i then takes prototype guidance for knowledge transfer among clients via

$$\mathcal{L}_{\mathcal{D}_i}(\theta_i, \mathcal{G}) := \mathbb{E}_{\mathcal{D}_i}[\ell_{ce}(f_i(\mathbf{x}, \theta_i), y) + \ell_g(f_i(\mathbf{x}, \theta_i), \mathbf{g}^y)], \quad (3)$$

where the weight of ℓ_g is set to one to balance two objectives equally here, ℓ_{ce} is the original local cross-entropy loss (Zhang & Sabuncu, 2018), and ℓ_g is the guiding loss.

3.2. Learning to Guide

Motivation. Initially, heterogeneous client models trained by ℓ_{ce} can adapt to their local data with diverse feature extraction capabilities. However, directly adding ℓ_g without prioritizing ℓ_{ce} can cause the model of each client to deviate from ℓ_{ce} . On the other hand, since all feature vectors are extracted on heterogeneous client data, the aggregated global prototype, e.g., \mathbf{g}^y , is data-derived, which may deviate from the features regarding class y on each client. Both the model and data heterogeneity result in the objective mismatch issue between ℓ_{ce} and ℓ_g , which causes the negative effect to ℓ_{ce} when using ℓ_g , as shown in Fig. 1 and discussed further in Sec. 4.3. Therefore, we propose a novel FedL2G method, which substitutes the data-derived prototypes with trainable guiding vectors $\mathcal{G} = \{\mathbf{v}^y\}_{y=1}^C$ and ensures that \mathcal{G} is *learned*

to reduce ℓ_{ce} when guided by ℓ_g . Formally, we replace Eq. (3) with a new loss to train the client model:

$$\mathcal{L}_{\mathcal{D}_i}(\theta_i, \mathcal{G}) := \mathbb{E}_{\mathcal{D}_i}[\ell_{ce}(f_i(\mathbf{x}, \theta_i), y) + \ell_g(f_i(\mathbf{x}, \theta_i), \mathbf{v}^y)], \quad (4)$$

where the learning of guiding vectors \mathcal{G} is the key step.

Learning guiding vectors. Without relying on data-derived information, we randomly initialize the global \mathcal{G} on the server and update it based on the aggregated gradients from participating clients in each communication iteration. Inspired by the technique of outer-inner loops in meta-learning (Zhou et al., 2022), we derive the gradients of client-specific \mathbf{v}_i^y in the *outer-loop*, while focusing on reducing the original local loss, i.e., ℓ_{ce} , in the *inner-loop* on each client. To implement the learning-to-guide process, we hold out a tiny *quiz set* \mathcal{D}_i^q (one batch of data) from \mathcal{D}_i and denote the remaining training set as the *study set* \mathcal{D}_i^s . Notice that we exclusively conduct model updates on \mathcal{D}_i^s and never train θ_i on \mathcal{D}_i^q . In particular, \mathcal{D}_i^q is solely used to evaluate θ_i 's performance regarding the original local loss and derive the gradients (feedback) w.r.t. \mathbf{v}_i^y . Below, we describe the details of FedL2G in the t -th iteration, using the notation t solely for the global \mathcal{G} for clarity. Recall that $\mathcal{G} = \{\mathbf{v}^y\}_{y=1}^C$, we use the general notation \mathcal{G} in the following descriptions for simplicity, although all operations correspond to each $\mathbf{v}^y, y \in \{1, \dots, C\}$ within \mathcal{G} .

Firstly, in step ①, we download \mathcal{G}^{t-1} from the server to client i . Then, in step ②, we perform regular training for θ_i on \mathcal{D}_i^s using $\mathcal{L}_{\mathcal{D}_i^s}(\theta_i, \mathcal{G}^{t-1})$ (see Eq. (4)). Sequentially, the pivotal steps ③ and ④ correspond to our objective of learning-to-guide. In step ③, we execute a *pseudo-train* step (without saving the updated model back to disk) on a randomly sampled batch \mathcal{B}_i^s from \mathcal{D}_i^s , i.e.,

$$\theta'_i(\mathcal{G}^{t-1}) \leftarrow \theta_i - \eta_c \nabla_{\theta_i} \mathcal{L}_{\mathcal{B}_i^s}(\theta_i, \mathcal{G}^{t-1}), \quad (5)$$

where η_c is the client learning rate, and we call $\theta'_i(\mathcal{G}^{t-1})$ as the pseudo-trained local model parameters, which is a function of \mathcal{G}^{t-1} . In step ④, our aim is to update the \mathcal{G}^{t-1} in $\mathcal{L}_{\mathcal{B}_i^s}(\theta_i, \mathcal{G}^{t-1})$ (see Eq. (4)) to minimize ℓ_{ce} with $\theta'_i(\mathcal{G}^{t-1})$ on \mathcal{D}_i^q , thus we compute the gradients of \mathcal{G}^{t-1} w.r.t. ℓ_{ce} on \mathcal{D}_i^q : $\nabla_{\mathcal{G}^{t-1}} \mathbb{E}_{\mathcal{D}_i^q}[\ell_{ce}(f_i(\mathbf{x}, \theta'_i(\mathcal{G}^{t-1})), y)]$ (see Sec. 3.3 for details). Afterwards, we upload clients' gradients of \mathcal{G}^{t-1} in step ⑤ and aggregate them in step ⑥. Then, in step ⑦, we update the global \mathcal{G}^{t-1} on the server with the aggregated gradients. Put steps ③, ④, ⑤, ⑥, ⑦ together, we have

$$\mathcal{G}^t = \mathcal{G}^{t-1} - \eta_s \frac{1}{|\mathcal{I}^t|} \sum_{i \in \mathcal{I}^t} \nabla_{\mathcal{G}^{t-1}} \mathbb{E}_{\mathcal{D}_i^q}[\ell_{ce}(f_i(\mathbf{x}, \theta_i) - \eta_c \nabla_{\theta_i} \mathcal{L}_{\mathcal{B}_i^s}(\theta_i, \mathcal{G}^{t-1})), y)], \quad (6)$$

where η_s is the server learning rate and \mathcal{I}^t is the set of participating clients in the t -th iteration. We utilize the weight $\frac{1}{|\mathcal{I}^t|}$ here, considering that all participating clients

execute step ③ and ④ with identical sizes of \mathcal{B}_i^s and \mathcal{D}_i^q , $i \in \{1, \dots, N\}$. Since some classes may be absent on certain clients, we only upload and aggregate the non-zero gradient vectors to minimize communication costs. We can easily implement Eq. (6) using popular public tools, e.g., higher (Grefenstette et al., 2019).

Warm-up period. Since \mathcal{G} is randomly initialized, using an uninformative \mathcal{G} misguides local model training in Eq. (4). Thus, before conducting regular client training in step ②, FedL2G requires a warm-up period of T' (see more analysis of T' in Appendix B.2, where FedL2G also performs well *without* warming-up) iterations with step ①, ③, ④, ⑤, ⑥, ⑦. Without step ②, the warm-up process only involves one batch of each client's quiz set, thus demanding relatively small computation overhead.

Twin HtFL methods based on FedL2G. The above processes assume sharing information in the logit space, denoted as FedL2G-l. Additionally, when considering the intermediate feature space, we can rephrase all the corresponding ℓ_g , for instance, rewriting $\ell_g(h_i(\mathbf{x}, \theta_i^h), \mathbf{v}^y)$ in Eq. (4), where h_i represents the feature extractor component in f_i , $\theta_i^h \subset \theta_i$ denotes the associated model parameters, and \mathbf{v}^y resides in the intermediate feature space. We denote this twin method as FedL2G-f. The server learning rate η_s is the *unique* hyperparameter in our FedL2G-l or FedL2G-f. Due to space constraints, we offer a detailed algorithm in Algorithm 1.

3.3. Efficiency Analysis

As we compute gradients for two different entities in the *outer-loop* and *inner-loop*, respectively, we eliminate the necessity for calculating the second-order gradients of model parameters w.r.t. ℓ_{ce} as well as the associated computationally intensive Hessian (Fallah et al., 2020b). Our analysis is founded on Assumption 1 and Assumption 2 in Appendix C. Due to space limit, we leave the derivative details to Eq. (C.11) and show client i 's gradient w.r.t. \mathcal{G} here:

$$\pi_i = -\eta_c \mathbb{E}_{\mathcal{D}_i^q} \{ \nabla_1 \ell_{ce} \cdot \nabla_2 f_i \cdot \mathbb{E}_{\mathcal{B}_i^s} [\nabla_2 f_i \cdot \nabla_{\mathcal{G}^{t-1}} \nabla_1 \ell_g] \}, \quad (7)$$

where $\nabla_1 \ell_{ce} := \nabla_{a_1} \ell_{ce}(a_1, a_2)$, indicating the derivative of ℓ_{ce} w.r.t. the first variable, and so for $\nabla_2 f_i$ and $\nabla_1 \ell_g$. The operation \cdot denotes multiplication. Computing $\nabla_1 \ell_{ce}$ and $\nabla_2 f_i$ is a common practice in deep learning (Zhang & Sabuncu, 2018) and calculating the $\nabla_{\mathcal{G}^{t-1}} \nabla_1 \ell_g$ term is pivotal. In alignment with existing prototype-based methods (Tan et al., 2022b), the ℓ_g refers to the MSE loss, so $\ell_g(f_i(\mathbf{x}', \theta_i), \mathbf{v}^{y'}) = \frac{1}{M} \sum_{m=1}^M [f_i(\mathbf{x}', \theta_i)_m - \mathbf{v}_m^{y'}]^2$, where

M is the dimension of $\mathbf{v}^{y'}$. Given $\mathcal{G} = \{\mathbf{v}^y\}_{y=1}^C$, we have

$$\nabla_{\mathcal{G}^{t-1}} \nabla_1 \ell_g = \frac{2}{M} \sum_{m=1}^M \nabla_{\mathcal{G}^{t-1}} (f_i(\mathbf{x}', \boldsymbol{\theta}_i)_m - \mathbf{v}_m^{y'}) = -2. \quad (8)$$

Finally, we obtain

$$\pi_i = 2\eta_c \mathbb{E}_{\mathcal{D}_i^q} \{ \nabla_1 \ell_{ce} \cdot \nabla_2 f_i \cdot \mathbb{E}_{(\mathbf{x}', y') \sim \mathcal{B}_i^s} [\nabla_2 f_i] \}, \quad (9)$$

where only first-order derivatives of f_i w.r.t. $\boldsymbol{\theta}_i$ are required.

3.4. Convergence Analysis

The convergence analysis of HtFL typically considers an arbitrary client, incorporating global information (e.g., \mathcal{G}) to facilitate collaboration (Tan et al., 2022b; Yi et al., 2024). Given standard assumptions in Appendix C, we have

Theorem 1 (One-iteration deviation). *Let Assumption 1 to Assumption 3 hold. For an arbitrary client, after every communication iteration (with \mathcal{G} for collaboration), we have*

$$\begin{aligned} \mathbb{E}[\mathcal{L}^{(t+1)E+1/2}] &\leq \mathcal{L}^{tE+1/2} + \frac{L_1 \eta_c^2}{2} \sum_{e=1/2}^{E-1} \|\nabla \mathcal{L}^{tE+e}\|_2^2 \\ &\quad - \eta_c \sum_{e=1/2}^{E-1} \|\nabla \mathcal{L}^{tE+e}\|_2^2 + \frac{L_1 E \eta_c^2 \sigma^2}{2} + 2\eta_c^2 \eta_s R' ER. \end{aligned}$$

Theorem 2 (Non-convex convergence rate of FedL2G). *Let Assumption 1 to Assumption 3 hold and $\Delta = \mathcal{L}^0 - \mathcal{L}^*$, where \mathcal{L}^* refers to the local optimum. Given Theorem 1, for an arbitrary client and an arbitrary constant ϵ , our FedL2G has a non-convex convergence rate $\mathcal{O}(1/T)$ with*

$$\begin{aligned} \frac{1}{T} \sum_{t=0}^{T-1} \sum_{e=1/2}^{E-1} \mathbb{E}[\|\nabla \mathcal{L}^{tE+e}\|_2^2] &\leq \\ \frac{\frac{2\Delta}{T} + L_1 E \eta_c^2 \sigma^2 + 4\eta_c^2 \eta_s R' ER}{2\eta_c - L_1 \eta_c^2} &< \epsilon, \end{aligned}$$

where $0 < \eta_c < \frac{2\epsilon}{L_1(E\sigma^2 + \epsilon) + 4\eta_s R' ER}$ and $\eta_s > 0$.

4. Experiments

4.1. Setup

To evaluate the performance of our FedL2G-1 and FedL2G-f alongside 7 popular *server-lightweight* HtFL methods: LG-FedAvg (Liang et al., 2020), FedGH (Yi et al., 2023), FML (Shen et al., 2020), FedKD (Wu et al., 2022), FedMRL (Yi et al., 2024), FedDistill (Jeong et al., 2018), and FedProto (Tan et al., 2022b), we conduct comprehensive experiments on four public datasets under two widely used data heterogeneity settings, involving up to 14 heterogeneous model architectures. Specifically, we demonstrate

the encouraging performance of FedL2G in accuracy, communication cost, and computation cost. Subsequently, we investigate the characteristics behind our FedL2G from an experimental perspective.

Data heterogeneity settings. Following existing work (Zhang et al., 2023d; Lin et al., 2020; Zhang et al., 2023b; 2024a), we adopt two popular settings across four enduring datasets Cifar10 (Krizhevsky & Geoffrey, 2009), Cifar100 (Krizhevsky & Geoffrey, 2009), Flowers102 (Nilsback & Zisserman, 2008), and Tiny-ImageNet (Chrabaszcz et al., 2017). Concretely, we simulate pathological data heterogeneity settings by allocating sub-datasets with 2/10/10/20 data classes from Cifar10/Cifar100/Flowers102/Tiny-ImageNet to each client. In Dirichlet data heterogeneity settings, we allocate the data of class y to each client using a client-specific ratio q^y from a given dataset. q^y is sampled from a Dirichlet distribution with a control parameter β as described in (Lin et al., 2020). By default, we set $\beta = 0.1$ for Cifar10 and Cifar100, and $\beta = 0.01$ for Flowers102 and Tiny-ImageNet to enhance setting diversity. In both the pathological and Dirichlet settings, the data quantity among clients varies to account for unbalanced scenarios.

Model heterogeneity settings. To neatly denote model heterogeneity settings, we utilize the notation HtFE $_X$ following the convention in (Zhang et al., 2024b) to represent a group of heterogeneous feature extractors, where X denotes the degree of model heterogeneity (positive correlation), while the remaining classifier heads remain homogeneous. For example, HtFE $_8$ denotes a group of eight heterogeneous feature extractors from eight model architectures (4-layer CNN (McMahan et al., 2017), GoogleNet (Szegedy et al., 2015), MobileNet_v2 (Sandler et al., 2018), ResNet18, ResNet34, ResNet50, ResNet101, and ResNet152 (He et al., 2016)), respectively. In addition, we use the notation HtM $_X$ to denote a group of fully heterogeneous models. Within a specific group, for instance, HtFE $_X$, we allocate the $(i \bmod X)$ th model in this group to client i with reinitialized parameters. Given the popularity of all models within HtFE $_8$ in the FL field, our primary focus is on utilizing HtFE $_8$. Additionally, some baseline methods, such as LG-FedAvg and FedGH, assume the classifier heads to be homogeneous, making HtM $_X$ inapplicable for them. Moreover, to meet the prerequisite of identical feature dimensions (K) for FedGH, FedKD, and FedProto, we incorporate an average pooling layer (Szegedy et al., 2015) before the classifier heads and set $K = 512$ for all models.

Other necessary settings. Following common practice (McMahan et al., 2017), we execute one local training epoch with a batch size of 10, i.e., $\lfloor \frac{n_i}{10} \rfloor$ update steps, during each communication iteration. We conduct each experiment for up to 1000 iterations across three trials, employing a

Table 1: The test accuracy (%) on four datasets in two data heterogeneity settings using HtFE₈.

| Settings | Pathological Setting | | | | Dirichlet Setting | | | |
|------------|----------------------|----------------|----------------|----------------|-------------------|----------------|----------------|----------------|
| Datasets | C10 | C100 | F102 | TINY | C10 | C100 | F102 | TINY |
| LG-FedAvg | 86.8±.3 | 57.0±.7 | 58.9±.3 | 32.0±.2 | 84.6±.5 | 40.7±.1 | 70.0±.9 | 48.2±.1 |
| FedGH | 86.6±.2 | 57.2±.2 | 59.3±.3 | 32.6±.4 | 84.4±.3 | 41.0±.5 | 69.7±.2 | 46.7±.1 |
| FML | 87.1±.2 | 55.2±.1 | 57.8±.3 | 31.4±.2 | 85.9±.1 | 39.9±.3 | 68.4±.2 | 47.1±.1 |
| FedKD | 87.3±.3 | 56.6±.3 | 54.8±.4 | 32.6±.4 | 86.5±.2 | 40.6±.3 | 69.6±.1.6 | 48.2±.5 |
| FedMRL | 87.8±.3 | 59.8±.5 | 60.9±.8 | 33.2±.4 | 86.2±.4 | 41.2±.5 | 70.1±.7 | 48.2±.9 |
| FedDistill | 87.2±.1 | 57.0±.3 | 58.5±.3 | 31.5±.4 | 86.0±.3 | 41.5±.1 | 71.2±.7 | 48.8±.1 |
| FedProto | 83.4±.2 | 53.6±.3 | 55.1±.2 | 29.3±.4 | 82.1±.1.7 | 36.3±.3 | 62.3±.6 | 40.0±.1 |
| FedL2G-l | 87.7±.1 | 59.2±.4 | 60.3±.9 | 32.8±.7 | 86.5±.1 | 42.3±.1 | 71.5±.5 | 49.5±.3 |
| FedL2G-f | 89.3±.2 | 64.2±.3 | 64.2±.2 | 34.7±.3 | 87.6±.2 | 43.8±.4 | 73.6±.3 | 50.3±.4 |

client learning rate (η_c) of 0.01, and present the best results with error bars. Moreover, we examine full participation ($\rho = 1$), for 20 clients, while setting partial participation ($\rho \leq 0.5$) for scenarios involving 50 and 100 clients. We split all client data into a training set and a test set for each client at a ratio of 75% and 25%, respectively, and we evaluate the averaged test accuracy on clients’ test sets. Please refer to the Appendix B for more details and results.

4.2. Performance of FedL2G

4.2.1. DATA HETEROGENEITY SETTINGS

To save space, we utilize brief abbreviations to represent the dataset names, specifically: “C10” for Cifar10, “C100” for Cifar100, “F102” for Flowers102, and “TINY” for Tiny-ImageNet. Based on Tab. 1, both FedL2G-l and FedL2G-f show superior performance compared to baseline methods. Notably, FedL2G-f demonstrates better performance across all datasets and data heterogeneity scenarios. This can be attributed to the fact that FedL2G-l learns to guide the original local task in the logit space, while FedL2G-f focuses on the intermediate feature space, and the latter contains richer information due to its higher dimension. Regarding accuracy, FedL2G-f surpasses the best baseline FedGH on Cifar100 by **4.4%** in the pathological setting. Methods based on mutual distillation, such as FML, FedKD, and FedMRL, transfer more information (with more bits) than other methods in each iteration. Yet, they do not consistently achieve optimal performance due to the absence of a teacher model with prior knowledge. FedMRL achieves better performance by combining global and local models during inference, though this results in increased inference overhead. FedProto suffers in the model heterogeneity setting and performs the worst, as client models exhibit varying feature extraction abilities (Zhang et al., 2024a). Conversely, our FedL2G-f excels with learning-to-guide in the intermediate feature space. While FedDistill

mitigates this issue by sharing prototypical logits, there is still room for improvement through learning-to-guide in the logit space, a capability offered by FedL2G-l.

4.2.2. VARIOUS MODEL HETEROGENEITY DEGREES

Besides the HtFE₈ group, we also explore 5 other model heterogeneity settings, while maintaining consistent data heterogeneity in the Dirichlet setting to control variables. The degree of model heterogeneity escalates from HtFE₂ to HtM₁₀ as follows: HtFE₂ comprises 4-layer CNN and ResNet18; HtFE₃ includes ResNet10 (Zhong et al., 2017), ResNet18, and ResNet34; HtFE₄ comprises 4-layer CNN, GoogleNet, MobileNet_v2, and ResNet18; HtFE₉ includes ResNet4, ResNet6, and ResNet8 (Zhong et al., 2017), ResNet10, ResNet18, ResNet34, ResNet50, ResNet101, and ResNet152; HtM₁₀ contains all the model architectures in HtFE₈ plus two additional architectures ViT-B/16 (Dosovitskiy et al., 2020) and ViT-B/32 (Dosovitskiy et al., 2020). ViT models have a complex classifier head, whereas other CNN-based models only consider the last fully connected layer as the classifier head. Consequently, methods assuming a homogeneous classifier head, such as LG-FedAvg and FedGH, do not apply to HtM₁₀. Referring to Tab. 2, our FedL2G-l and FedL2G-f still perform well in these scenarios, particularly in more model-heterogeneous settings. As the setting becomes more heterogeneous, finding consistent knowledge to share becomes increasingly challenging, and negative transfer (Cui et al., 2022) may also arise. However, learning-to-guide knowledge is generic, making it easy for FedL2G to aggregate and distribute this knowledge in diverse scenarios, benefiting all clients.

4.2.3. MORE CLIENTS

In addition to experimenting with a total of 20 clients, we extend our evaluation by incorporating more clients created using the given Cifar100 dataset. With an increase in the number of clients, maintaining a consistent total data

Table 2: The test accuracy (%) on Cifar100 in the default Dirichlet setting with incremental degrees of model heterogeneity or more clients. “(a, b)” represents (client amount N , client participation ratio ρ).

| Settings | Incremental Degrees of Model Heterogeneity | | | | | More Clients | | |
|------------|--|-------------------|-------------------|-------------------|-------------------|----------------|----------------|----------------|
| | HtFE ₂ | HtFE ₃ | HtFE ₄ | HtFE ₉ | HtM ₁₀ | (50, 0.5) | (100, 0.5) | (100, 0.1) |
| LG-FedAvg | 46.6±.2 | 45.6±.4 | 43.9±.2 | 42.0±.3 | — | 37.8±.1 | 35.1±.5 | 41.0±.2 |
| FedGH | 46.7±.4 | 45.2±.2 | 43.3±.2 | 43.0±.9 | — | 37.3±.4 | 34.3±.2 | 40.3±.8 |
| FML | 45.9±.2 | 43.1±.1 | 43.0±.1 | 42.4±.3 | 39.9±.1 | 38.8±.1 | 36.1±.3 | 35.2±.9 |
| FedKD | 46.3±.2 | 43.2±.5 | 43.2±.4 | 42.3±.4 | 40.4±.1 | 38.3±.4 | 35.6±.6 | 36.5±.2 |
| FedMRL | 46.6±.4 | 44.5±.6 | 44.2±.2 | 43.9±.4 | 42.1±.1 | 38.6±.2 | 36.4±.6 | 41.7±.3 |
| FedDistill | 46.9±.1 | 43.5±.2 | 43.6±.1 | 42.1±.2 | 41.0±.1 | 38.5±.4 | 36.1±.2 | 41.2±.5 |
| FedProto | 44.0±.2 | 38.1±.6 | 34.7±.6 | 32.7±.8 | 36.1±.1 | 33.0±.4 | 29.0±.5 | 28.6±.9 |
| FedL2G-l | 47.3±.1 | 44.5±.1 | 44.8±.1 | 44.1±.1 | 41.8±.2 | 38.9±.2 | 36.7±.1 | 41.6±.4 |
| FedL2G-f | 47.8±.3 | 45.8±.1 | 44.7±.1 | 45.7±.2 | 43.5±.1 | 40.5±.0 | 37.9±.3 | 42.3±.7 |

amount across all clients results in less local data on each client. In these scenarios, with a partial client participation ratio of $\rho = 0.5$, our FedL2G-l and FedL2G-f can still maintain their superiority, as shown in Tab. 2. Besides, FedL2G continues to outperform all baselines, demonstrating its robustness and scalability to a lower ρ .

 Table 3: The communication and computation cost on Cifar100 in the default Dirichlet setting using HtFE₈. “MB” and “s” are short for megabyte and second, respectively. The time in “()” represents the cost of the warm-up period, several times less than local training.

| Items | Comm. (MB) | | Computation (s) | |
|------------|------------|-------|-----------------|--------|
| | Up. | Down. | Client | Server |
| LG-FedAvg | 3.93 | 3.93 | 6.18 | 0.04 |
| FedGH | 1.75 | 3.93 | 9.53 | 0.37 |
| FML | 70.57 | 70.57 | 8.63 | 0.07 |
| FedKD | 63.02 | 63.02 | 9.04 | 0.07 |
| FedMRL | 70.57 | 70.57 | 9.14 | 0.07 |
| FedDistill | 0.34 | 0.76 | 6.52 | 0.03 |
| FedProto | 1.75 | 3.89 | 6.65 | 0.04 |
| FedL2G-l | 0.34 | 0.76 | 7.49 (2.23) | 0.03 |
| FedL2G-f | 1.75 | 3.89 | 8.84 (2.24) | 0.04 |

4.2.4. COMMUNICATION COST

We consider both the upload and download bytes (across all participating clients) as part of the communication overhead in each iteration, using a float32 (= 4 bytes) data type in PyTorch (Paszke et al., 2019) to store each floating number. In Tab. 3, despite FML, FedKD, and FedMRL transmitting a relatively small global model, their communication costs remain significantly high compared to other methods that share lightweight components. The SVD technique in

FedKD (Wu et al., 2022), does not significantly reduce the communication overhead. Given that we only upload the gradients of guiding vectors on the client, the communication cost of FedL2G-l and FedL2G-f is equivalent to that of FedDistill and FedProto, respectively. This cost falls within the lowest group among these methods.

4.2.5. COMPUTATION COST

To capture essential operations, we measure the averaged GPU execution time of each client and the server on an idle GPU card in each iteration and show the time cost in Tab. 3. As FedGH gathers prototypes after local training, it costs extra time for inferencing across the entire training set using the trained client model. In contrast, FedDistill and FedProto collect prototypical logits and features, respectively, concurrently with model training in each batch, thereby eliminating this additional cost. Besides, FedGH trains the global head on the server consuming relatively more power, even with one server epoch per iteration. Since we only average gradients on the server and update \mathcal{G} once without backpropagation, our FedL2G-l and FedL2G-f demonstrate similar time-efficiency to FedDistill and FedProto, respectively. Due to the extra learning-to-guide process, FedL2G costs more client time than FedDistill and FedProto. However, FedL2G-l still requires less time than FML, FedKD, FedMRL, and FedGH, and the improved test accuracy justifies this cost.

4.3. Properties of FedL2G

4.3.1. FEDL2G PRIORITIZES THE ORIGINAL TASK

Beyond presenting the test accuracy, we examine the training losses by examining the intrinsic training process. For each method, we illustrate only the original local loss, *i.e.*, ℓ_{ce} , in Fig. 2. These original local loss curves closely align with the accuracy trends in Tab. 2 (HtFE₉), indicating that

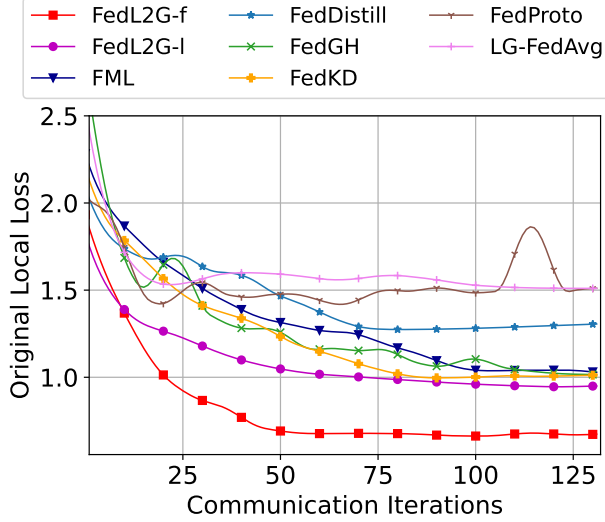


Figure 2: The averaged original local loss (ℓ_{ce}) of all clients for HtFL methods on Cifar100 in the default Dirichlet setting using HtFE₉.

lower original local loss corresponds to higher test accuracy in our scenarios. Since our FedL2G learns guiding vectors that help the client model focus more on its original task, FedL2G-l and FedL2G-f achieve the second-lowest and lowest losses, respectively.

Besides the magnitude of the original local losses, our FedL2G method also offers advantages in smoothness and convergence speed. From Fig. 2, we observe that the loss curves of FedDistill, FedGH, FedProto, and LG-FedAvg fluctuate significantly in the beginning. The growth of ℓ_{ce} can be attributed to the mismatch of the shared global information and clients’ tasks. Given that FedL2G focuses on clients’ original tasks, we introduce more client-required information for guiding vectors, leading to a stable reduction in the original local loss. Because of the same benefits, FedL2G-f can converge at a relatively early iteration and achieve the highest test accuracy simultaneously. Despite the lesser amount of guiding information in FedL2G-l compared to FedL2G-f, FedL2G-l also demonstrates superiority in terms of smoothness and convergence when compared to FedDistill.

4.3.2. FEDL2G PROTECTS PRIVATE INFORMATION

Differing from FedDistill and FedProto, which gather data-derived prototypical logits and features from the clients, we collect the gradients of randomly initialized guiding vectors. These gradients are calculated using a complex formula (refer to Eq. (7)) to reduce the original local losses for all clients. Therefore, our FedL2G does not directly upload client data-related information and safeguards the private

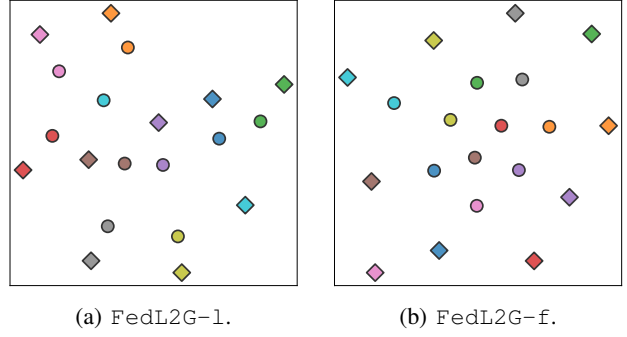


Figure 3: The t-SNE visualization of guiding vectors (diamonds) and feature vectors (circles) on Cifar10 in the default Dirichlet setting using HtFE₈. Different colors represent different classes. *Best viewed in color.*

feature information for clients. In a sense, logit vectors are also feature vectors with lower dimensions. Here, we illustrate the t-SNE (Van der Maaten & Hinton, 2008) visualization of the global prototypes $\{g^y\}_{y=1}^C$ and the guiding vectors $\{v^y\}_{y=1}^C$ from FedL2G-l and FedL2G-f. As per Fig. 3, guiding vectors differ greatly from global prototypes, which contain private information. This phenomenon is more pronounced in FedL2G-f, where the distances between guiding vectors and global prototypes are larger than in FedL2G-l, because the guiding vectors in FedL2G-f have relatively more parameters and knowledge to learn. Given that a larger distance signifies improved discrimination and guidance for the class-wise vectors utilized in a guiding loss (Zhang et al., 2024a), our guiding vectors exhibit greater separability than the global prototypes, indicating enhanced guidance capability for the client models.

5. Conclusion

We observe the original local loss growth phenomenon on the client in prior prototype-based HtFL methods when guided by global prototypes. Then we attribute this problem to the mismatch between the guiding objective and the client’s original local objective. To address this issue, we propose a FedL2G approach to reduce the client’s original objective when using guiding vectors by prioritizing the local objective during the learning of guiding vectors. The superiority of FedL2G is evidenced through theoretical analysis and extensive experiments.

6. Limitation

While FedL2G effectively addresses the objective mismatch in HtFL and shows strong performance across various data and model heterogeneous scenarios, future work could extend FedL2G to handle more complex scenarios, such as

clients with unstable connections. Despite these limitations, FedL2G significantly improves alignment between local and guiding objectives, enhancing HtFL efficiency.

References

- Achiam, J., Adler, S., Agarwal, S., Ahmad, L., Akkaya, I., Aleman, F. L., Almeida, D., Altenschmidt, J., Altman, S., Anadkat, S., et al. Gpt-4 technical report. *arXiv preprint arXiv:2303.08774*, 2023.
- Chrabaszcz, P., Loshchilov, I., and Hutter, F. A Downsampled Variant of Imagenet as an Alternative to the Cifar Datasets. *arXiv preprint arXiv:1707.08819*, 2017.
- Cui, S., Liang, J., Pan, W., Chen, K., Zhang, C., and Wang, F. Collaboration equilibrium in federated learning. In *Proceedings of ACM SIGKDD International Conference on Knowledge Discovery and Data Mining*, 2022.
- Diao, E., Ding, J., and Tarokh, V. Heterofl: Computation and communication efficient federated learning for heterogeneous clients. In *International Conference on Learning Representations (ICLR)*, 2020.
- Dosovitskiy, A., Beyer, L., Kolesnikov, A., Weissenborn, D., Zhai, X., Unterthiner, T., Dehghani, M., Minderer, M., Heigold, G., Gelly, S., et al. An image is worth 16x16 words: Transformers for image recognition at scale. In *International Conference on Learning Representations (ICLR)*, 2020.
- Fallah, A., Mokhtari, A., and Ozdaglar, A. Personalized Federated Learning with Theoretical Guarantees: A Model-Agnostic Meta-Learning Approach. In *Advances in Neural Information Processing Systems (NeurIPS)*, 2020a.
- Fallah, A., Mokhtari, A., and Ozdaglar, A. On the convergence theory of gradient-based model-agnostic meta-learning algorithms. In *International Conference on Artificial Intelligence and Statistics*, 2020b.
- Finn, C., Abbeel, P., and Levine, S. Model-Agnostic Meta-Learning for Fast Adaptation of Deep Networks. In *International Conference on Machine Learning (ICML)*, 2017.
- Grefenstette, E., Amos, B., Yarats, D., Htut, P. M., Molchanov, A., Meier, F., Kiela, D., Cho, K., and Chintala, S. Generalized inner loop meta-learning. *arXiv preprint arXiv:1910.01727*, 2019.
- He, K., Zhang, X., Ren, S., and Sun, J. Deep Residual Learning for Image Recognition. In *IEEE Conference on Computer Vision and Pattern Recognition (CVPR)*, 2016.
- Horvath, S., Laskaridis, S., Almeida, M., Leontiadis, I., Venieris, S., and Lane, N. Fjord: Fair and accurate federated learning under heterogeneous targets with ordered dropout. *Advances in Neural Information Processing Systems (NeurIPS)*, 2021.
- Hu, C., Li, X., Liu, D., Chen, X., Wang, J., and Liu, X. Teacher-student architecture for knowledge learning: A survey. *arXiv preprint arXiv:2210.17332*, 2022.
- Jeong, E., Oh, S., Kim, H., Park, J., Bennis, M., and Kim, S.-L. Communication-efficient on-device machine learning: Federated distillation and augmentation under non-iid private data. *arXiv preprint arXiv:1811.11479*, 2018.
- Jiang, Y., Konečný, J., Rush, K., and Kannan, S. Improving federated learning personalization via model agnostic meta learning. *arXiv preprint arXiv:1909.12488*, 2019.
- Kairouz, P., McMahan, H. B., Avent, B., Bellet, A., Bennis, M., Bhagoji, A. N., Bonawitz, K., Charles, Z., Cormode, G., Cummings, R., et al. Advances and Open Problems in Federated Learning. *arXiv preprint arXiv:1912.04977*, 2019.
- Karimireddy, S. P., Kale, S., Mohri, M., Reddi, S., Stich, S., and Suresh, A. T. Scaffold: Stochastic Controlled Averaging for Federated Learning. In *International Conference on Machine Learning (ICML)*, 2020.
- Krizhevsky, A. and Geoffrey, H. Learning Multiple Layers of Features From Tiny Images. *Technical Report*, 2009.
- Lee, H.-Y., Li, S.-W., and Vu, T. Meta learning for natural language processing: A survey. In *Proceedings of the 2022 Conference of the North American Chapter of the Association for Computational Linguistics: Human Language Technologies*, 2022.
- Li, Q., Diao, Y., Chen, Q., and He, B. Federated learning on non-iid data silos: An experimental study. In *2022 IEEE 38th international conference on data engineering (ICDE)*. IEEE, 2022.
- Li, T., Sahu, A. K., Talwalkar, A., and Smith, V. Federated Learning: Challenges, Methods, and Future Directions. *IEEE Signal Processing Magazine*, 37(3):50–60, 2020.
- Li, T., Hu, S., Beirami, A., and Smith, V. Ditto: Fair and Robust Federated Learning Through Personalization. In *International Conference on Machine Learning (ICML)*, 2021.
- Liang, P. P., Liu, T., Ziyin, L., Allen, N. B., Auerbach, R. P., Brent, D., Salakhutdinov, R., and Morency, L.-P. Think locally, act globally: Federated learning with local and global representations. *arXiv preprint arXiv:2001.01523*, 2020.

- Lin, T., Kong, L., Stich, S. U., and Jaggi, M. Ensemble distillation for robust model fusion in federated learning. *Advances in Neural Information Processing Systems (NeurIPS)*, 33:2351–2363, 2020.
- Lu, M., Huang, Z., Tian, Z., Zhao, Y., Fei, X., and Li, D. Meta-tsallis-entropy minimization: a new self-training approach for domain adaptation on text classification. In *Proceedings of the Thirty-Second International Joint Conference on Artificial Intelligence*, 2023.
- Luo, K., Wang, S., Fu, Y., Li, X., Lan, Y., and Gao, M. Dfrd: Data-free robustness distillation for heterogeneous federated learning. *Advances in Neural Information Processing Systems (NeurIPS)*, 2023.
- Ma, X., Wang, J., Yu, L.-C., and Zhang, X. Knowledge distillation with reptile meta-learning for pretrained language model compression. In *Proceedings of the 29th International Conference on Computational Linguistics*, 2022.
- McMahan, B., Moore, E., Ramage, D., Hampson, S., and y Arcas, B. A. Communication-Efficient Learning of Deep Networks from Decentralized Data. In *International Conference on Artificial Intelligence and Statistics (AISTATS)*, 2017.
- Nguyen, D. C., Ding, M., Pathirana, P. N., Seneviratne, A., Li, J., and Poor, H. V. Federated Learning for Internet of Things: A Comprehensive Survey. *IEEE Communications Surveys & Tutorials*, 23(3):1622–1658, 2021.
- Nilsback, M.-E. and Zisserman, A. Automated flower classification over a large number of classes. In *2008 Sixth Indian conference on computer vision, graphics & image processing*, pp. 722–729. IEEE, 2008.
- Paszke, A., Gross, S., Massa, F., Lerer, A., Bradbury, J., Chanan, G., Killeen, T., Lin, Z., Gimelshein, N., Antiga, L., et al. Pytorch: An imperative style, high-performance deep learning library. *Advances in Neural Information Processing Systems (NeurIPS)*, 2019.
- Peng, X., Bai, Q., Xia, X., Huang, Z., Saenko, K., and Wang, B. Moment Matching for Multi-Source Domain Adaptation. In *IEEE International Conference on Computer Vision (ICCV)*, 2019.
- Sandler, M., Howard, A., Zhu, M., Zhmoginov, A., and Chen, L.-C. Mobilenetv2: Inverted residuals and linear bottlenecks. In *IEEE Conference on Computer Vision and Pattern Recognition (CVPR)*, 2018.
- Sengupta, A., Dixit, S., Akhtar, M. S., and Chakraborty, T. A good learner can teach better: Teacher-student collaborative knowledge distillation. In *International Conference on Learning Representations (ICLR)*, 2023.
- Shen, T., Zhang, J., Jia, X., Zhang, F., Huang, G., Zhou, P., Kuang, K., Wu, F., and Wu, C. Federated mutual learning. *arXiv preprint arXiv:2006.16765*, 2020.
- Szegedy, C., Liu, W., Jia, Y., Sermanet, P., Reed, S., Anguelov, D., Erhan, D., Vanhoucke, V., and Rabinovich, A. Going deeper with convolutions. In *IEEE Conference on Computer Vision and Pattern Recognition (CVPR)*, 2015.
- Tan, A. Z., Yu, H., Cui, L., and Yang, Q. Towards Personalized Federated Learning. *IEEE Transactions on Neural Networks and Learning Systems*, 2022a. Early Access.
- Tan, Y., Long, G., Liu, L., Zhou, T., Lu, Q., Jiang, J., and Zhang, C. Fedproto: Federated Prototype Learning across Heterogeneous Clients. In *AAAI Conference on Artificial Intelligence (AAAI)*, 2022b.
- Tan, Y., Long, G., Ma, J., Liu, L., Zhou, T., and Jiang, J. Federated learning from pre-trained models: A contrastive learning approach. *Advances in Neural Information Processing Systems (NeurIPS)*, 2022c.
- Touvron, H., Lavril, T., Izacard, G., Martinet, X., Lachaux, M.-A., Lacroix, T., Rozière, B., Goyal, N., Hambro, E., Azhar, F., et al. Llama: Open and efficient foundation language models. *arXiv preprint arXiv:2302.13971*, 2023.
- Van der Maaten, L. and Hinton, G. Visualizing Data Using T-SNE. *Journal of Machine Learning Research*, 9(11), 2008.
- Wen, D., Jeon, K.-J., and Huang, K. Federated dropout—a simple approach for enabling federated learning on resource constrained devices. *IEEE wireless communications letters*, 11(5):923–927, 2022.
- Wu, C., Wu, F., Lyu, L., Huang, Y., and Xie, X. Communication-efficient federated learning via knowledge distillation. *Nature communications*, 13(1):2032, 2022.
- Yang, S., Yang, J., Zhou, M., Huang, Z., Zheng, W.-S., Yang, X., and Ren, J. Learning from human educational wisdom: A student-centered knowledge distillation method. *IEEE Transactions on Pattern Analysis and Machine Intelligence*, 2024.
- Yang, S., Choi, S., Park, H., Choi, S., Chang, S., and Yun, S. Feature diversification and adaptation for federated domain generalization. In *European Conference on Computer Vision (ECCV)*, 2025.
- Ye, M., Fang, X., Du, B., Yuen, P. C., and Tao, D. Heterogeneous federated learning: State-of-the-art and research challenges. *ACM Computing Surveys*, 56(3):1–44, 2023.

- Ye, R., Wang, W., Chai, J., Li, D., Li, Z., Xu, Y., Du, Y., Wang, Y., and Chen, S. Openfedllm: Training large language models on decentralized private data via federated learning. *arXiv preprint arXiv:2402.06954*, 2024.
- Yi, L., Wang, G., Liu, X., Shi, Z., and Yu, H. Fedgh: Heterogeneous federated learning with generalized global header. In *Proceedings of the 31st ACM International Conference on Multimedia*, 2023.
- Yi, L., Yu, H., Ren, C., Wang, G., Liu, X., and Li, X. Federated model heterogeneous matryoshka representation learning. *Advances in Neural Information Processing Systems (NeurIPS)*, 2024.
- Zhang, J., Hua, Y., Cao, J., Wang, H., Song, T., Xue, Z., Ma, R., and Guan, H. Eliminating domain bias for federated learning in representation space. *Advances in Neural Information Processing Systems (NeurIPS)*, 2023a.
- Zhang, J., Hua, Y., Wang, H., Song, T., Xue, Z., Ma, R., Cao, J., and Guan, H. Gpfl: Simultaneously learning global and personalized feature information for personalized federated learning. In *IEEE International Conference on Computer Vision (ICCV)*, 2023b.
- Zhang, J., Hua, Y., Wang, H., Song, T., Xue, Z., Ma, R., and Guan, H. Fedcp: Separating feature information for personalized federated learning via conditional policy. In *Proceedings of ACM SIGKDD International Conference on Knowledge Discovery and Data Mining*, 2023c.
- Zhang, J., Hua, Y., Wang, H., Song, T., Xue, Z., Ma, R., and Guan, H. FedALA: Adaptive Local Aggregation for Personalized Federated Learning. In *AAAI Conference on Artificial Intelligence (AAAI)*, 2023d.
- Zhang, J., Liu, Y., Hua, Y., Wang, H., Song, T., Xue, Z., Ma, R., and Cao, J. Pflib: Personalized federated learning algorithm library. *arXiv preprint arXiv:2312.04992*, 2023e.
- Zhang, J., Liu, Y., Hua, Y., and Cao, J. Fedtgp: Trainable global prototypes with adaptive-margin-enhanced contrastive learning for data and model heterogeneity in federated learning. *AAAI Conference on Artificial Intelligence (AAAI)*, 2024a.
- Zhang, J., Liu, Y., Hua, Y., and Cao, J. An upload-efficient scheme for transferring knowledge from a server-side pre-trained generator to clients in heterogeneous federated learning. *IEEE Conference on Computer Vision and Pattern Recognition (CVPR)*, 2024b.
- Zhang, Y., Xiang, T., Hospedales, T. M., and Lu, H. Deep mutual learning. In *IEEE Conference on Computer Vision and Pattern Recognition (CVPR)*, 2018.
- Zhang, Z. and Sabuncu, M. Generalized Cross Entropy Loss for Training Deep Neural Networks With Noisy Labels. In *Advances in Neural Information Processing Systems (NeurIPS)*, 2018.
- Zhong, Z., Li, J., Ma, L., Jiang, H., and Zhao, H. Deep residual networks for hyperspectral image classification. In *2017 IEEE International Geoscience and Remote Sensing Symposium (IGARSS)*, pp. 1824–1827. IEEE, 2017.
- Zhou, H., Lan, T., Venkataramani, G. P., and Ding, W. Every parameter matters: Ensuring the convergence of federated learning with dynamic heterogeneous models reduction. *Advances in Neural Information Processing Systems (NeurIPS)*, 2023.
- Zhou, W., Xu, C., and McAuley, J. Bert learns to teach: Knowledge distillation with meta learning. In *Proceedings of the 60th Annual Meeting of the Association for Computational Linguistics (Volume 1: Long Papers)*, 2022.
- Zhu, Z., Hong, J., and Zhou, J. Data-Free Knowledge Distillation for Heterogeneous Federated Learning. In *International Conference on Machine Learning (ICML)*, 2021.

A. Algorithms

Here is a detailed algorithm of our FedL2G-l. Extending Algorithm 1 to FedL2G-f only requires notation substitutions.

Algorithm 1 The Learning Processes in FedL2G-l

Input: N clients; initial parameters $\theta_1^0, \dots, \theta_N^0$ and $\mathcal{G}^0 = \{\mathbf{v}^{y,0}\}_{y=1}^C$; η_c : local learning rate; η_s : server learning rate; ρ : client joining ratio; E : local epochs; T : total communication iterations.

Output: Well-trained client model parameters $\theta_1, \dots, \theta_N$.

- 1: All clients split their training data into a study set \mathcal{D}^s and a batch of quiz set \mathcal{D}^q .
- 2: **for** communication iteration $t = 1, \dots, T$ **do**
- 3: Server samples a client subset \mathcal{I}^t based on ρ .
- 4: Server sends \mathcal{G}^{t-1} to each client in \mathcal{I}^t .
- 5: **for** Client $i \in \mathcal{I}^t$ in parallel **do**
- 6: **if** $t > T'$ **then**
- 7: Updates θ_i^{t-1} to θ_i^t using SGD for E epochs via

$$\min_{\theta_i} \mathbb{E}_{(\mathbf{x}, y) \sim \mathcal{D}_i^s} [\ell_{ce}(f_i(\mathbf{x}, \theta_i^{t-1}), y) + \ell_g(f_i(\mathbf{x}, \theta_i^{t-1}), \mathbf{v}^{y, t-1})]$$
- 8: **else**
- 9: Marks θ_i^{t-1} as θ_i^t .
- 10: Executes a *pseudo-train* step on a randomly sampled batch \mathcal{B}_i^s via Eq. (5) with θ_i^t .
- 11: Computes the gradients of \mathcal{G}^{t-1} , i.e., π_i^t , on \mathcal{D}_i^q via Eq. (7).
- 12: Sends non-zero vectors among π_i^t to the server.
- 13: Server averages the non-zero vectors of $\pi_i^t, i \in \mathcal{I}^t$ for each class to obtain π^t .
- 14: Server updates \mathcal{G}^{t-1} to \mathcal{G}^t via $\mathcal{G}^t = \mathcal{G}^{t-1} - \eta_s \pi^t$.
- 15: **return** $\theta_1^T, \dots, \theta_N^T$.

B. Additional Experiments

B.1. Additional Experimental Details

Datasets and environment. We use four datasets with their respective download links: Cifar10², Cifar100³, Flowers102⁴, and Tiny-ImageNet⁵. All our experiments are conducted on a machine with 64 Intel(R) Xeon(R) Platinum 8362 CPUs, 256G memory, eight NVIDIA 3090 GPUs, and Ubuntu 20.04.4 LTS. Most of our experiments can be completed within 48 hours, while others, involving many clients and extensive local training epochs, may take up to a week to finish.

Hyperparameter settings. For our baseline methods, we set their hyperparameters following existing work (Zhang et al., 2024a;b). As for our FedL2G-l and FedL2G-f, we tune the server learning rate η_s and the number of warm-up rounds T' by grid search on the Cifar100 dataset in the default Dirichlet setting with HtFE₈ and use an identical setting on all experimental tasks without further tuning. Specifically, We search for η_s in the range $\{0.01, 0.05, 0.1, 0.5, 1, 10, 50, 100, 500\}$ and for T' in the range $\{0, 1, 10, 20, 50, 100\}$. We set $T' = 50$ for all scenarios, with the warm-up cost considered negligible since no local training is performed. We set $\eta_s = 0.1$ for FedL2G-l and set $\eta_s = 100$ for FedL2G-f. The η_s hyperparameters of FedL2G-l and FedL2G-f differ due to their discrepancy in the learnable knowledge capacity of the guiding vectors. The dimension of the guiding vectors in FedL2G-f is larger than in FedL2G-l, necessitating more server updates.

The small auxiliary model for FML, FedKD, and FedMRL. As FML, FedKD, and FedMRL utilize a global auxiliary model for mutual distillation, this auxiliary model needs to be as compact as possible to minimize communication overhead during model parameter transmission (Wu et al., 2022). Therefore, we opt for the smallest model within each group of heterogeneous models to serve as the auxiliary model in all scenarios.

B.2. Hyperparameter Study

We conduct a hyperparameter study here to study the influence of two hyperparameters: the server learning rate η_s and the number of warm-up rounds T' .

²<https://pytorch.org/vision/main/generated/torchvision.datasets.CIFAR10.html>

³<https://pytorch.org/vision/stable/generated/torchvision.datasets.CIFAR100.html>

⁴<https://pytorch.org/vision/stable/generated/torchvision.datasets.Flowers102.html>

⁵<http://cs231n.stanford.edu/tiny-imagenet-200.zip>

- η_s . From Tab. 4, we know that FedL2G-l and FedL2G-f benefit from distinct ranges of η_s , also attributed to their different trainable parameters and learning capacities. Moreover, FedL2G-f demonstrates higher optimal accuracy than FedL2G-l, while FedL2G-l yields a more stable outcome across different η_s .
- T' . The warm-up phase, which includes steps ①, ③, ④, ⑤, ⑥, ⑦, is computationally lightweight and closely mirrors the main FL process, with the exception that step ② (local model updates) is skipped. This design ensures that the warm-up phase requires minimal additional effort. Besides, we only require participating clients to join instead of all clients in the warm-up phase. As shown in Tab. 5, FedL2G maintains competitive performance even with no warm-up ($T' = 0$). The introduction of the warm-up phase does not impact the overall convergence speed. However, a short warm-up phase enhances guiding vector initialization, improving subsequent rounds' performance. Notably, FedL2G-f benefits more from a warm-up phase due to the higher learning capacity of the high-dimensional feature space. Overly large T' negatively impacts both variants due to overfitting on untrained client models.

 Table 4: The test accuracy (%) of FedL2G-l and FedL2G-f on Cifar100 in the default Dirichlet setting using HtFE₈ with different η_s .

| | $\eta_s = 0.01$ | $\eta_s = 0.05$ | $\eta_s = 0.1$ | $\eta_s = 0.5$ | $\eta_s = 1$ |
|----------|-----------------|-----------------|----------------|----------------|----------------|
| FedL2G-l | 41.7 | 41.6 | 42.3 | 41.6 | 41.8 |
| | $\eta_s = 1$ | $\eta_s = 10$ | $\eta_s = 50$ | $\eta_s = 100$ | $\eta_s = 500$ |
| FedL2G-f | 41.1 | 42.0 | 43.5 | 43.8 | 41.4 |

 Table 5: The test accuracy (%) of FedL2G-l and FedL2G-f on Cifar100 in the default Dirichlet setting using HtFE₈ with different T' . The results in “()” represent “the total number of converged rounds including the warm-up round”.

| | $T' = 0$ (no warming-up) | $T' = 1$ | $T' = 10$ | $T' = 20$ | $T' = 50$ | $T' = 100$ |
|----------|--------------------------|------------|------------|------------|-------------------|------------|
| FedL2G-l | 41.7 (160) | 41.8 (156) | 41.7 (165) | 42.0 (158) | 42.3 (159) | 41.8 (161) |
| FedL2G-f | 40.9 (163) | 41.6 (160) | 43.0 (155) | 43.6 (157) | 43.8 (160) | 43.6 (162) |

B.3. Different Quiz Set Size

 Table 6: Test accuracy (%) on Cifar100 in the Dirichlet setting using HtFE₈ with different quiz set size (qss).

| | qss=10 (original) | qss=2 | qss=5 |
|----------|-------------------|-------------|-------------|
| FedL2G-l | 42.3 | 42.2 | 42.3 |
| FedL2G-f | 43.8 | 44.2 | 43.4 |

The quiz set size (qss) is not a hyperparameter, as it originally matches the training batch size, which is consistent across all baselines. To explore its sensitivity, we vary qss and present the results in Tab. 6. The quiz set is not an additional dataset but a small portion held out from the original training data, ensuring fairness and no extra data advantage over other baselines. As shown in Tab. 6, only 2 to 5 samples are sufficient for our FedL2G to achieve strong performance. This implementation is straightforward and supported by tools like higher⁶ (Grefenstette et al., 2019).

B.4. Effectiveness of Server Aggregation

Averaging, as introduced in FedProto (Tan et al., 2022b), is a widely accepted and effective practice in FL for aggregating and sharing global information under both data and model heterogeneity. In our FedL2G framework, updating local models using global guiding vectors plays a crucial role in aligning local models and promoting consistency in their feature extraction. Without the global guiding vectors, local models lack this critical alignment, resulting in significantly poorer performance, as demonstrated in Tab. 7.

⁶<https://github.com/facebookresearch/higher>

Table 7: Test accuracy (%) on two datasets in the Dirichlet setting using HtFE₈.

| | Cifar10 | Cifar100 |
|----------------|-------------|-------------|
| Local Training | 83.2 | 35.6 |
| FedL2G-l | 86.5 | 42.3 |
| FedL2G-f | 87.6 | 43.8 |

B.5. Privacy Discussion

 Table 8: Test accuracy (%) on Cifar100 in the Dirichlet setting using HtFE₈ with a noise scale of s and perturbation coefficient p .

| | Original | Add Noise ($s = 0.05, p = 0.1$) | Add Noise ($s = 0.05, p = 0.2$) |
|----------|----------|-----------------------------------|-----------------------------------|
| FedL2G-l | 42.3 | 41.8 | 41.7 |
| FedL2G-f | 43.8 | 42.9 | 42.6 |

As mentioned in Sec. 4.3, our FedL2G method does not upload raw features or local class prototypes. Instead, it uploads gradients of guiding vectors, as shown in *Line 12* of Algorithm 1, which are initialized randomly and iteratively refined through client feedback. These gradients are not directly related to sensitive local data or class-specific statistical information. Fig. 3 demonstrates that guiding vectors differ significantly from class prototypes, ensuring privacy. To further enhance privacy, we incorporated Gaussian noise into the gradients of guiding vectors following the approach in (Tan et al., 2022c). FedL2G retains strong performance while improving privacy protection (see Tab. 8).

B.6. More Local Training Epochs

 Table 9: The test accuracy (%) on Cifar100 in the default Dirichlet setting using HtFE₈ with different local training epochs.

| | $E = 5$ | $E = 10$ | $E = 20$ |
|------------|----------------|----------------|----------------|
| LG-FedAvg | 40.3±.2 | 40.5±.1 | 40.9±.2 |
| FedGH | 41.1±.3 | 39.9±.3 | 40.2±.4 |
| FML | 39.1±.3 | 38.0±.2 | 36.0±.2 |
| FedKD | 41.1±.1 | 40.4±.2 | 39.1±.3 |
| FedMRL | 42.1±.8 | 42.4±.7 | 42.9±.6 |
| FedDistill | 41.0±.3 | 41.3±.2 | 41.1±.4 |
| FedProto | 38.0±.5 | 38.1±.4 | 38.7±.5 |
| FedL2G-l | 42.2±.2 | 42.0±.2 | 42.1±.1 |
| FedL2G-f | 43.7±.1 | 43.8±.2 | 44.3±.3 |

Increasing the number of local epochs, denoted by E , in each communication iteration can reduce the total number of iterations required for convergence, consequently lowering total communication overhead (McMahan et al., 2017; Zhang et al., 2024b). In Tab. 9, FedGH experiences approximately a 1% decrease in accuracy when $E \geq 10$. Since the globally shared model struggles with data heterogeneity, FML and FedKD also exhibit performance degradation with a larger E , albeit more severe. Specifically, FML and FedKD continue to decrease from $E = 5$ to $E = 20$, with FML dropping by 3.1% and FedKD dropping by 2.0%. In contrast, our FedL2G-l and FedL2G-f consistently uphold superior performance even with a larger E . Remarkably, FedL2G-f shows an increase of 0.6% in accuracy from $E = 5$ to $E = 20$, showcasing its exceptional adaptability in scenarios with low communication quality.

B.7. Additional Data Heterogeneous Degrees

In Sec. 4.2, we have evaluated FedL2G under three levels of data heterogeneity: pathological, Dirichlet ($\beta = 0.1$), and Dirichlet ($\beta = 0.01$). These are standard settings for studying data heterogeneity (Zhang et al., 2023d). To further study our

Table 10: Test accuracy (%) on Cifar100 in the Dirichlet setting using HtFE_8 with varying β . The results in “()” mean the total number of converged rounds including the warm-up phase for FedL2G .

| | $\beta = 0.01$ | $\beta = 0.1$ | $\beta = 0.5$ | $\beta = 1$ |
|------------|-------------------|-------------------|-------------------|-------------------|
| LG-FedAvg | 66.6 (178) | 40.7 (190) | 21.3 (273) | 15.7 (141) |
| FedGH | 65.2 (146) | 41.0 (226) | 21.2 (232) | 15.5 (184) |
| FML | 64.5 (370) | 39.9 (287) | 20.0 (150) | 16.0 (318) |
| FedKD | 64.9 (285) | 40.6 (198) | 21.5 (166) | 16.3 (288) |
| FedMRL | 68.8 (181) | 41.2 (170) | 22.3 (152) | 16.3 (567) |
| FedDistill | 67.0 (338) | 41.5 (216) | 22.1 (161) | 16.4 (273) |
| FedProto | 60.6 (540) | 36.3 (533) | 18.3 (570) | 12.6 (369) |
| FedL2G-l | 68.2 (196) | 42.3 (176) | 22.1 (189) | 16.7 (172) |
| FedL2G-f | 70.6 (257) | 43.8 (235) | 23.3 (225) | 16.8 (210) |

FedL2G ’s robustness to various data heterogeneity, we conducted additional experiments using β values of 0.01, 0.5, and 1. Tab. 10 demonstrates that FedL2G consistently outperforms baselines across all settings, even as data heterogeneity varies. While larger β results in less skewed data distributions, it reduces per-class data availability for clients, impacting overall performance. The communication efficiency remains consistent across different scenarios, as the gradients of the guiding vectors retain the same shape in every communication round. Although FedMRL performs sub-optimally compared to other baselines, its convergence rate varies significantly, ranging from 152 to 567 iterations, whereas our FedL2G demonstrates stable and consistent convergence rates. Besides, FedProto requires much more iterations to converge.

B.8. Feature Shift Scenario

 Table 11: Test accuracy (%) on DomainNet in the feature shift scenario using HtFE_4

| | DomainNet |
|------------|-------------|
| LG-FedAvg | 26.9 |
| FedGH | 25.0 |
| FML | 24.9 |
| FedKD | 25.0 |
| FedMRL | 24.4 |
| FedDistill | 26.8 |
| FedProto | 21.2 |
| FedL2G-l | 27.3 |
| FedL2G-f | 28.2 |

We have demonstrated the superiority of our FedL2G in the main body. Here, we further evaluate its effectiveness in a new data heterogeneity scenario involving feature shift (Li et al., 2022), where each client has access to all labels but varies in data features (*e.g.*, image styles). This scenario is commonly simulated using the DomainNet dataset (Peng et al., 2019), which presents a challenging task (Yang et al., 2025). Specifically, we assign each client a subset of DomainNet from distinct domains. The excellent performance of FedL2G in Tab. 11 further validates our FedL2G ’s applicability and robustness. We also observe that FedMRL performs worse than most other baselines on DomainNet, despite achieving high accuracy in the main experiments.

C. Theoretical Analysis

Here we bring some existing equations for convenience. Recall that we have N clients training their heterogeneous local models (with parameters $\theta_1, \dots, \theta_N$) using their private and heterogeneous training data $\mathcal{D}_1, \dots, \mathcal{D}_N$. Besides, they share global guiding vectors $\mathcal{G} = \{\mathbf{v}^y\}_{y=1}^C$, with the assistance of a server to facilitate collaborative learning. Formally, the

objective of FedL2G is

$$\min_{\theta_1, \dots, \theta_N} \sum_{i=1}^N \frac{|\mathcal{D}_i|}{D} \mathcal{L}_{\mathcal{D}_i}(\theta_i, \mathcal{G}), \quad (\text{C.1})$$

where the total client loss $\mathcal{L}_{\mathcal{D}_i}$ is defined by

$$\mathcal{L}_{\mathcal{D}_i}(\theta_i, \mathcal{G}) := \mathbb{E}_{(\mathbf{x}, y) \sim \mathcal{D}_i} [\ell_{ce}(f_i(\mathbf{x}, \theta_i), y) + \ell_g(f_i(\mathbf{x}, \theta_i), \mathbf{v}^y)], \quad (\text{C.2})$$

and the original local loss $\mathcal{L}'_{\mathcal{D}_i}$ is defined by

$$\mathcal{L}'_{\mathcal{D}_i}(\theta_i, \mathcal{G}) := \mathbb{E}_{(\mathbf{x}, y) \sim \mathcal{D}_i} [\ell_{ce}(f_i(\mathbf{x}, \theta_i), y)]. \quad (\text{C.3})$$

Here we consider FedL2G-1 for simplicity, and it is easy to extend theoretical analysis to FedL2G-f by substituting $\ell_g(f_i(\mathbf{x}, \theta_i), \mathbf{v}^y)$ with $\ell_g(h_i(\mathbf{x}, \theta_i^h), \mathbf{v}^y)$. We optimize global \mathcal{G} by

$$\mathcal{G}^t = \mathcal{G}^{t-1} - \eta_s \frac{1}{N} \sum_{i \in [N]} \nabla_{\mathcal{G}^{t-1}} \mathbb{E}_{(\mathbf{x}, y) \sim \mathcal{D}_i^q} [\ell_{ce}(f_i(\mathbf{x}, \theta_i - \eta_c \nabla_{\theta_i} \mathcal{L}_{\mathcal{B}_i^s}(\theta_i, \mathcal{G}^{t-1})), y)], \quad (\text{C.4})$$

where we consider full participation for simplicity. The convergence analysis of HtFL typically considers an arbitrary client, incorporating global information (e.g., \mathcal{G}) to facilitate collaboration (Tan et al., 2022b; Yi et al., 2024). Thus, in the following, we omit the client notation i and some corresponding notations, such as \mathcal{D}_i , for simplicity.

To further examine the local training process, in addition to the communication iteration notation t , we introduce $e \in \{1/2, 1, 2, \dots, E\}$ to represent the local step. We denote the e th local training step in iteration t as $tE + e$. Specifically, $tE + 1/2$ refers to the moment when clients receive \mathcal{G} before local training. We adopt four assumptions, partially based on FedProto (Tan et al., 2022b).

Assumption 1 (Unbiased Gradient and Bounded Variance). *The stochastic gradient $\omega^t = \nabla \mathcal{L}_{\xi}(\theta^t, \mathcal{G}^t)$ is an unbiased estimation of each client's gradient w.r.t. its loss:*

$$\mathbb{E}_{\xi \sim \mathcal{D}}[\omega^t] = \nabla \mathcal{L}(\theta^t, \mathcal{G}) = \nabla \mathcal{L}^t.$$

and its variance is bounded by σ^2 :

$$\mathbb{E}[\|\omega^t - \nabla \mathcal{L}^t\|_2^2] \leq \sigma^2.$$

Assumption 2 (Bounded Gradient). *The expectation of the stochastic gradient ω^t and $\omega'^t = \nabla \mathcal{L}'_{\xi}(\theta^t, \mathcal{G}^t)$ are bounded by R and R' , respectively:*

$$\mathbb{E}[\|\omega^t\|_2] \leq R, \quad \mathbb{E}[\|\omega'^t\|_2] \leq R'.$$

Assumption 3 (Lipschitz Smoothness). *Each total local objective \mathcal{L} is L_1 -Lipschitz smooth, which also means the gradient of \mathcal{L} is L_1 -Lipschitz continuous, i.e.,*

$$\|\nabla \mathcal{L}^{t_1} - \nabla \mathcal{L}^{t_2}\|_2 \leq L_1 \|\theta^{t_1} - \theta^{t_2}\|_2, \quad \forall t_1, t_2 > 0,$$

which implies the following quadratic bound,

$$\mathcal{L}^{t_1} - \mathcal{L}^{t_2} \leq \langle \nabla \mathcal{L}^{t_2}, (\theta^{t_1} - \theta^{t_2}) \rangle + \frac{1}{2} L_1 \|\theta^{t_1} - \theta^{t_2}\|_2^2, \quad \forall t_1, t_2 > 0.$$

Given Assumption 1 and Assumption 2, any client's gradient w.r.t. \mathcal{G} is

$$\pi^{t-1} = \nabla_{\mathcal{G}^{t-1}} \mathbb{E}_{(\mathbf{x}, y) \sim \mathcal{D}^q} [\ell_{ce}(f(\mathbf{x}, \theta - \eta_c \nabla_{\theta} \mathcal{L}_{\mathcal{B}^s}(\theta, \mathcal{G}^{t-1})), y)] \quad (\text{C.5})$$

$$= \mathbb{E}_{(\mathbf{x}, y) \sim \mathcal{D}^q} [\nabla_{\mathcal{G}^{t-1}} \ell_{ce}(f(\mathbf{x}, \theta - \eta_c \nabla_{\theta} \mathcal{L}_{\mathcal{B}^s}(\theta, \mathcal{G}^{t-1})), y)] \quad (\text{C.6})$$

$$= \mathbb{E}_{(\mathbf{x}, y) \sim \mathcal{D}^q} [\nabla_1 \ell_{ce} \cdot \nabla_2 f \cdot \nabla_{\mathcal{G}^{t-1}} (\theta - \eta_c \nabla_{\theta} \mathcal{L}_{\mathcal{B}^s}(\theta, \mathcal{G}^{t-1}))] \quad (\text{C.7})$$

$$= -\eta_c \mathbb{E}_{(\mathbf{x}, y) \sim \mathcal{D}^q} [\nabla_1 \ell_{ce} \cdot \nabla_2 f \cdot \nabla_{\mathcal{G}^{t-1}} \nabla_{\theta} \mathcal{L}_{\mathcal{B}^s}(\theta, \mathcal{G}^{t-1})] \quad (\text{C.8})$$

$$= -\eta_c \mathbb{E}_{(\mathbf{x}, y) \sim \mathcal{D}^q} \{ \nabla_1 \ell_{ce} \cdot \nabla_2 f \cdot \mathbb{E}_{(\mathbf{x}', y') \sim \mathcal{B}^s} [\nabla_{\mathcal{G}^{t-1}} \nabla_{\theta} \ell_g(f(\mathbf{x}', \theta), \mathbf{v}^{y'})] \} \quad (\text{C.9})$$

$$= -\eta_c \mathbb{E}_{(\mathbf{x}, y) \sim \mathcal{D}^q} \{ \nabla_1 \ell_{ce} \cdot \nabla_2 f \cdot \mathbb{E}_{(\mathbf{x}', y') \sim \mathcal{B}^s} [\nabla_2 f \cdot \nabla_{\mathcal{G}^{t-1}} \nabla_1 \ell_g] \} \quad (\text{C.10})$$

$$= 2\eta_c \mathbb{E}_{(\mathbf{x}, y) \sim \mathcal{D}^q} \{ \nabla_1 \ell_{ce} \cdot \nabla_2 f \cdot \mathbb{E}_{(\mathbf{x}', y') \sim \mathcal{B}^s} [\nabla_2 f] \}, \quad (\text{C.11})$$

where $\nabla_1 \ell_{ce} := \nabla_{a_1} \ell_{ce}(a_1, a_2)$, indicating the derivative of ℓ_{ce} w.r.t. the first variable, and so for $\nabla_2 f$ and $\nabla_1 \ell_g$. Under Assumption 1, we can mimic regular training through the pseudo-train step ③, as \mathcal{B}^s is randomly re-sampled in each iteration. All the derivatives in Eq. (C.11) are bounded under Assumption 2.

Then, we have two key lemmas:

Lemma 1. *Let Assumption 1 and Assumption 3 hold. The total client loss of an arbitrary client can be bounded:*

$$\mathbb{E}[\mathcal{L}^{(t+1)E}] \leq \mathcal{L}^{tE+1/2} + \left(\frac{L_1 \eta_c^2}{2} - \eta_c\right) \sum_{e=1/2}^{E-1} \|\nabla \mathcal{L}^{tE+e}\|_2^2 + \frac{L_1 E \eta_c^2 \sigma^2}{2}.$$

Proof. This lemma focuses solely on local training at the client level, incorporating both the original local objective and the guiding objective. It can be easily derived by substituting the relevant notations from Lemma 1 of the prototype-based HtFL method, FedProto. \square

Lemma 2. *Let Assumption 2 and Assumption 3 hold. After the guiding vectors are updated on the server and downloaded to clients, the total client loss of an arbitrary client can be bounded:*

$$\mathbb{E}[\mathcal{L}^{(t+1)E+1/2}] \leq \mathcal{L}^{(t+1)E} + 2\eta_c^2 \eta_s R' ER.$$

Proof.

$$\mathcal{L}^{(t+1)E+1/2} = \mathcal{L}^{(t+1)E} + \mathcal{L}^{(t+1)E+1/2} - \mathcal{L}^{(t+1)E} \quad (\text{C.12})$$

$$= \mathcal{L}^{(t+1)E} + \|f(\boldsymbol{\theta}^{(t+1)E}) - \mathcal{G}^{(t+2)E}\|_2 - \|f(\boldsymbol{\theta}^{(t+1)E}) - \mathcal{G}^{(t+1)E}\|_2 \quad (\text{C.13})$$

$$\stackrel{(a)}{\leq} \mathcal{L}^{(t+1)E} + \|\mathcal{G}^{(t+2)E} - \mathcal{G}^{(t+1)E}\|_2 \quad (\text{C.14})$$

$$= \mathcal{L}^{(t+1)E} + \eta_s \|\mathbb{E}_{[N]} \pi^{(t+1)E}\|_2 \quad (\text{C.15})$$

$$\stackrel{(b)}{\leq} \mathcal{L}^{(t+1)E} + \eta_s \mathbb{E}_{[N]} \|\pi^{(t+1)E}\|_2 \quad (\text{C.16})$$

$$\stackrel{(c)}{\leq} \mathcal{L}^{(t+1)E} + 2\eta_c \eta_s \mathbb{E}_{[N]} \mathbb{E}_{\mathcal{D}} \|\nabla_1 \ell_{ce}^{(t+1)E} \cdot \nabla_2 f^{(t+1)E} \cdot \mathbb{E}_{\xi} [\nabla_2 f^{(t+1)E}]\|_2 \quad (\text{C.17})$$

$$\stackrel{(d)}{\leq} \mathcal{L}^{(t+1)E} + 2\eta_c \eta_s R' \mathbb{E}_{[N]} \|\mathbb{E}_{\xi} \nabla_2 f^{(t+1)E}\|_2 \quad (\text{C.18})$$

$$\stackrel{(e)}{\leq} \mathcal{L}^{(t+1)E} + 2\eta_c \eta_s R' \mathbb{E}_{[N]} \mathbb{E}_{\xi} \|\nabla_2 f^{(t+1)E}\|_2 \quad (\text{C.19})$$

$$= \mathcal{L}^{(t+1)E} + 2\eta_c \eta_s R' \mathbb{E}_{[N]} \mathbb{E}_{\xi} \|\boldsymbol{\theta}^{(t+1)E} - \boldsymbol{\theta}^{tE}\|_2 \quad (\text{C.20})$$

$$\stackrel{(f)}{\leq} \mathcal{L}^{(t+1)E} + 2\eta_c^2 \eta_s R' \mathbb{E}_{[N]} \mathbb{E}_{\xi} \sum_{e=1/2}^{E-1} \|\omega^{tE+e}\|_2 \quad (\text{C.21})$$

Take expectations of random variable ξ , we have

$$\mathbb{E}[\mathcal{L}^{(t+1)E+1/2}] \leq \mathcal{L}^{(t+1)E} + 2\eta_c^2 \eta_s R' \mathbb{E}_{[N]} \mathbb{E}_{\xi} \sum_{e=1/2}^{E-1} \|\omega^{tE+e}\|_2 \quad (\text{C.22})$$

$$\stackrel{(g)}{\leq} \mathcal{L}^{(t+1)E} + 2\eta_c^2 \eta_s R' ER. \quad (\text{C.23})$$

In the above inequations, (a) follows from $\|a - b\|_2 - \|a - c\|_2 \leq \|b - c\|_2$; (b), (c), (e), and (f) follow from $\|\sum a_j\|_2 \leq \sum \|a_j\|_2$, where $\mathbb{E}_{\mathcal{D}} a$ denotes taking expectations of a over set \mathcal{D} , e.g., $\mathbb{E}_{[N]} a$ means $\mathbb{E}_{i \sim \{1, \dots, N\}} a_i$; (d) follows from Assumption 1 and Assumption 2, where $\nabla \mathcal{L}'(\boldsymbol{\theta}, \mathcal{G}) = \nabla_1 \ell_{ce} \cdot \nabla_2 f$; (g) follows from Assumption 2. \square

Then, we have

Theorem 1 (One-iteration deviation). *Let Assumption 1 to Assumption 3 hold. For an arbitrary client, after every communication iteration (with \mathcal{G} for collaboration), we have*

$$\mathbb{E}[\mathcal{L}^{(t+1)E+1/2}] \leq \mathcal{L}^{tE+1/2} + \left(\frac{L_1\eta_c^2}{2} - \eta_c\right) \sum_{e=1/2}^{E-1} \|\nabla \mathcal{L}^{tE+e}\|_2^2 + \frac{L_1E\eta_c^2\sigma^2}{2} + 2\eta_c^2\eta_s R'ER.$$

Proof. Taking expectation of θ on both sides in Lemma 2, we have

$$\mathbb{E}[\mathcal{L}^{(t+1)E+1/2}] \leq \mathbb{E}[\mathcal{L}^{(t+1)E}] + 2\eta_c^2\eta_s R'ER. \quad (\text{C.24})$$

Then summing Eq. (C.24) and Lemma 1 up, we have

$$\mathbb{E}[\mathcal{L}^{(t+1)E+1/2}] \leq \mathcal{L}^{tE+1/2} + \left(\frac{L_1\eta_c^2}{2} - \eta_c\right) \sum_{e=1/2}^{E-1} \|\nabla \mathcal{L}^{tE+e}\|_2^2 + \frac{L_1E\eta_c^2\sigma^2}{2} + 2\eta_c^2\eta_s R'ER. \quad (\text{C.25})$$

□

Theorem 2 (Non-convex convergence rate of FedL2G). *Let Assumption 1 to Assumption 3 hold and $\Delta = \mathcal{L}^0 - \mathcal{L}^*$, where \mathcal{L}^* refers to the local optimum. Given Theorem 1, for an arbitrary client and an arbitrary constant ϵ , our FedL2G has a non-convex convergence rate $\mathcal{O}(1/T)$ with*

$$\frac{1}{T} \sum_{t=0}^{T-1} \sum_{e=1/2}^{E-1} \mathbb{E}[\|\nabla \mathcal{L}^{tE+e}\|_2^2] \leq \frac{\frac{2\Delta}{T} + L_1E\eta_c^2\sigma^2 + 4\eta_c^2\eta_s R'ER}{2\eta_c - L_1\eta_c^2} < \epsilon,$$

where $0 < \eta_c < \frac{2\epsilon}{L_1(E\sigma^2 + \epsilon) + 4\eta_s R'ER}$ and $\eta_s > 0$.

Proof. By interchanging the left and right sides of Eq. (C.25), we can get

$$\sum_{e=1/2}^{E-1} \|\nabla \mathcal{L}^{tE+e}\|_2^2 \leq \frac{\mathcal{L}^{tE+1/2} - \mathbb{E}[\mathcal{L}^{(t+1)E+1/2}] + \frac{L_1E\eta_c^2\sigma^2}{2} + 2\eta_c^2\eta_s R'ER}{\eta_c - \frac{L_1\eta_c^2}{2}}, \quad (\text{C.26})$$

when $\eta_c - \frac{L_1\eta_c^2}{2} > 0$, i.e., $0 < \eta_c < \frac{2}{L_1}$. Taking the expectation of θ on both sides and summing all inequalities overall communication iterations, we obtain

$$\frac{1}{T} \sum_{t=0}^{T-1} \sum_{e=1/2}^{E-1} \mathbb{E}[\|\nabla \mathcal{L}^{tE+e}\|_2^2] \leq \frac{\frac{1}{T} \sum_{t=0}^{T-1} (\mathcal{L}^{tE+1/2} - \mathbb{E}[\mathcal{L}^{(t+1)E+1/2}]) + \frac{L_1E\eta_c^2\sigma^2}{2} + 2\eta_c^2\eta_s R'ER}{\eta_c - \frac{L_1\eta_c^2}{2}}. \quad (\text{C.27})$$

Let $\Delta = \mathcal{L}^0 - \mathcal{L}^* > 0$, we have $\frac{1}{T} \sum_{t=0}^{T-1} (\mathcal{L}^{tE+1/2} - \mathbb{E}[\mathcal{L}^{(t+1)E+1/2}]) \leq \Delta$ and

$$\frac{1}{T} \sum_{t=0}^{T-1} \sum_{e=1/2}^{E-1} \mathbb{E}[\|\nabla \mathcal{L}^{tE+e}\|_2^2] \leq \frac{\frac{2\Delta}{T} + L_1E\eta_c^2\sigma^2 + 4\eta_c^2\eta_s R'ER}{2\eta_c - L_1\eta_c^2}. \quad (\text{C.28})$$

Given any $\epsilon > 0$, let

$$\frac{\frac{2\Delta}{T} + L_1E\eta_c^2\sigma^2 + 4\eta_c^2\eta_s R'ER}{2\eta_c - L_1\eta_c^2} < \epsilon, \quad (\text{C.29})$$

we have

$$T > \frac{2\Delta}{\epsilon\eta_c(2 - L_1\eta_c) - \eta_c^2(L_1E\sigma^2 + 4\eta_s R'ER)}. \quad (\text{C.30})$$

In this context, we have

$$\frac{1}{T} \sum_{t=0}^{T-1} \sum_{e=1/2}^{E-1} \mathbb{E}[\|\nabla \mathcal{L}^{tE+e}\|_2^2] \leq \epsilon, \quad (\text{C.31})$$

when

$$0 < \eta_c < \frac{2\epsilon}{L_1(E\sigma^2 + \epsilon) + 4\eta_s R' ER} < \frac{2}{L_1}, \quad (\text{C.32})$$

and

$$\eta_s > 0 \quad (\text{C.33})$$

Since all the notations of the right side in Eq. (C.28) are given constants except for T , our FedL2G's non-convex convergence rate is $\epsilon \sim \mathcal{O}(1/T)$. \square

D. Visualizations of Data Distributions

We illustrate the data distributions on all clients in the above experiments in the following.

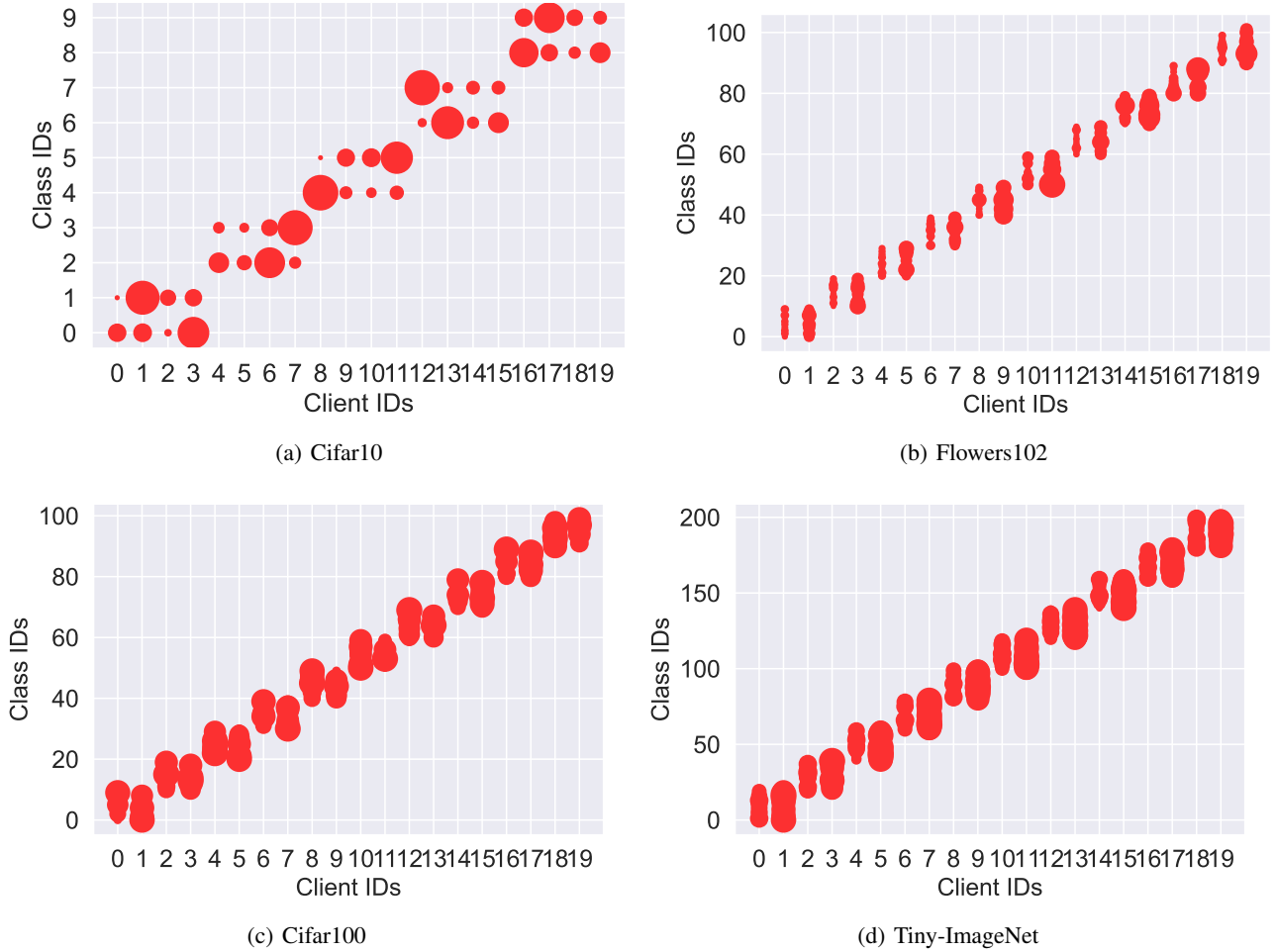


Figure 4: The data distribution of each client on Cifar10, Flowers102, Cifar100, and Tiny-ImageNet, respectively, in the pathological settings. The size of a circle represents the number of samples.

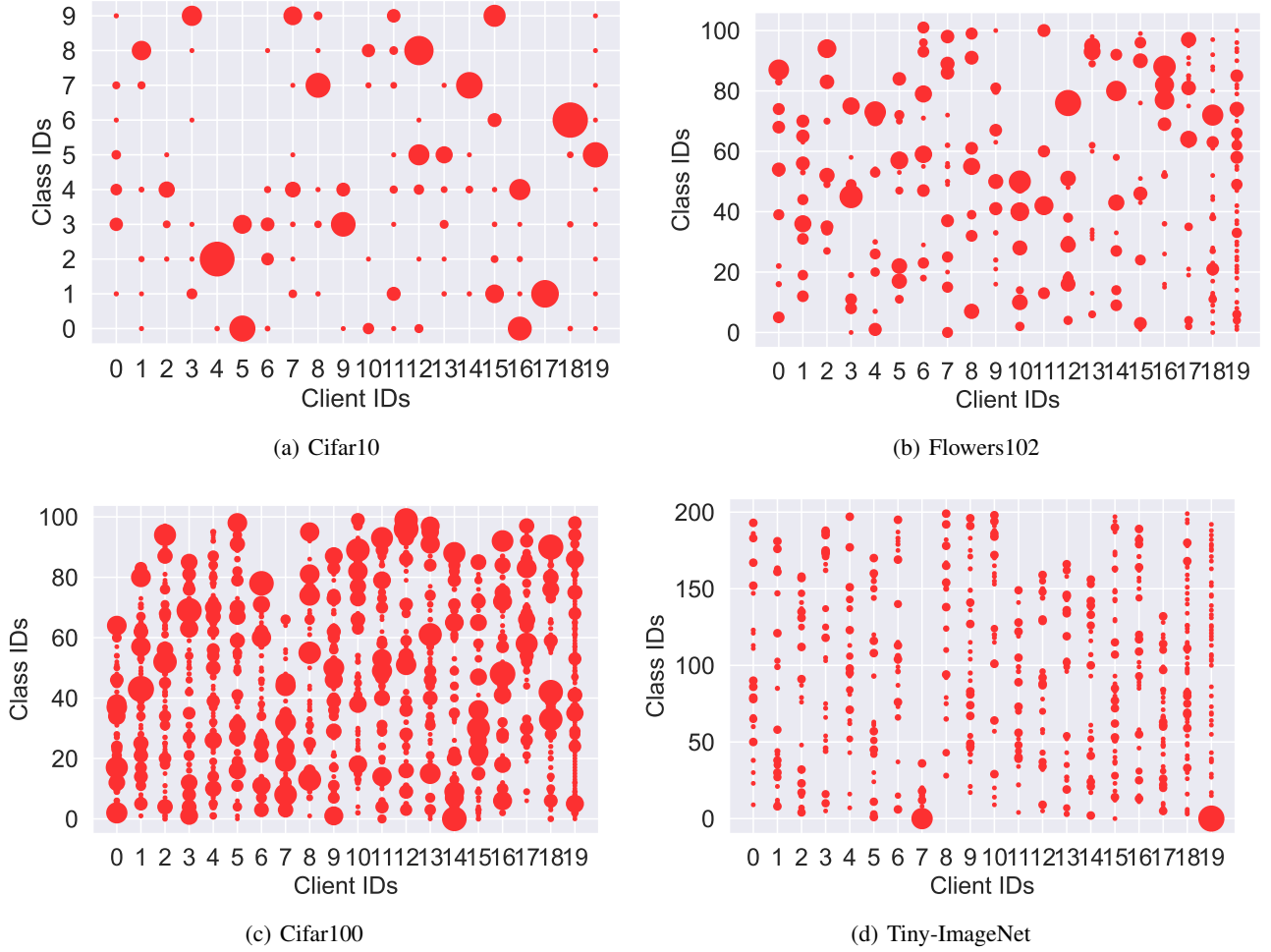


Figure 5: The data distribution of each client on Cifar10 ($\beta = 0.1$), Flowers102 ($\beta = 0.01$), Cifar100 ($\beta = 0.1$), and Tiny-ImageNet ($\beta = 0.01$), respectively, in Dirichlet setting s . The size of a circle represents the number of samples.

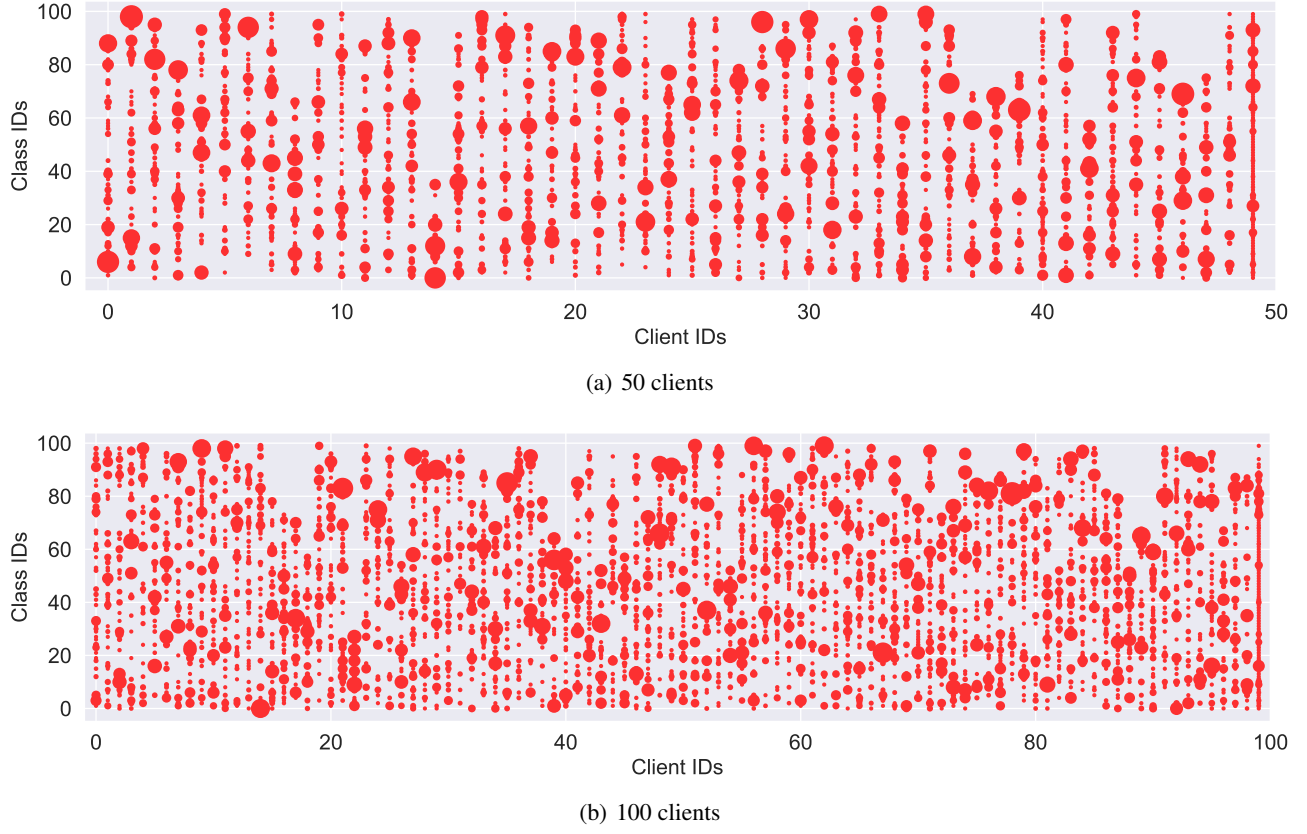


Figure 6: The data distribution of each client on Cifar100 in the Dirichlet setting ($\beta = 0.1$) with 50 and 100 clients, respectively. The size of a circle represents the number of samples.