

Weighted past and paired dynamic varentropy measures, their properties, usefulness and inferences**

Shital Saha* and Suchandan Kayal†

Department of Mathematics, National Institute of Technology Rourkela, Rourkela-769008, Odisha, India

Abstract

We introduce two uncertainty measures, say weighted past varentropy (WPVE) and weighted paired dynamic varentropy (WPDVE). Several properties of these proposed measures, including their effect under the monotone transformations are studied. An upper bound of the WPVE using the weighted past Shannon entropy and a lower bound of the WPVE are obtained. Further, the WPVE is studied for the proportional reversed hazard rate (PRHR) models. Upper and lower bounds of the WPDVE are derived. In addition, the non-parametric kernel estimates of the WPVE and WPDVE are proposed. Furthermore, the maximum likelihood estimation technique is employed to estimate WPVE and WPDVE for an exponential population. A numerical simulation is provided to observe the behaviour of the proposed estimates. A real data set is analysed, and then the estimated values of WPVE are obtained. Based on the bootstrap samples generated from the real data set, the performance of the non-parametric and parametric estimators of the WPVE and WPDVE is compared in terms of the absolute bias and mean squared error (MSE). Finally, we have reported an application of WPVE.

Keywords: Weighted past varentropy, weighted paired dynamic varentropy, monotone transformation, proportional reversed hazard rates model, non-parametric estimate.

MSCs: 94A17; 60E15; 62B10.

1 Introduction

Consider a non-negative and absolutely continuous random variable (RV) Y . Denote by $g(\cdot)$ the probability density function (PDF) of Y . The information content (IC) and weighted

*Email address: shitalmath@gmail.com

†Email address (corresponding author): kayals@nitrkl.ac.in, suchandan.kayal@gmail.com

It has been accepted on **Journal of Statistical Computation and Simulation.

IC of Y are

$$I(Y) = -\log(g(Y)) \quad \text{and} \quad I^\omega(Y) = -\omega(Y) \log(g(Y)), \quad (1.1)$$

respectively, where $\omega(\cdot) > 0$ is called the weight function and ‘log’ is a natural logarithm. In literature, $I(Y)$ and $I^\omega(Y)$ are also dubbed as the Shannon IC and weighted Shannon IC, respectively. The rationale behind $I(Y)$ can be provided in a discrete scenario, where it signifies the quantity of bits that are fundamentally needed to represent Y through a coding scheme that reduces the average code length. For details, please refer to Shannon (1948). The expectation of $I(Y)$, termed as Shannon entropy (SE) has been widely studied by many authors (see for example, Hammer et al. (2000), Kharazmi and Balakrishnan (2021), Saha et al. (2024)) in different fields of research. The SE of Y , also known as the differential entropy is defined as

$$\mathcal{H}(Y) = E[I(Y)] = - \int_0^\infty g(y) \log(g(y)) dy. \quad (1.2)$$

For a discrete RV Y , taking values y_i with respective probabilities $p_i > 0$, $\sum_{i=1}^n p_i = 1$, $i = 1, \dots, n$, the SE is given by

$$\mathcal{H}(Y) = - \sum_{i=1}^n p_i \log(p_i). \quad (1.3)$$

For details, please refer to Shannon (1948). Note that the SE measures uncertainty or disorder contained in an RV Y . The amount of information and entropy are inter-related. Higher entropy and disorder are correlated with increased information; lower entropy and disorder are correlated with decreased information. Clearly, (1.3) depends only on the probabilities of occurrence of outcomes. Thus, (1.3) is not useful in many fields, dealing with experiments where it is required to consider both probabilities and qualitative characteristic of the events of interest. Thus, for distinguishing the outcomes y_1, \dots, y_n of a goal-directed experiment according to their importance with respect to a given qualitative characteristic of the system, it is required to assign numbers $\omega_k > 0$ to each outcome y_k . One may choose ω_k , proportional to the importance of the k th outcome. Here, ω_k ’s are known as the weights of the outcomes y_k , $k = 1, \dots, n$. This type experiment is called as a weighted probabilistic experiment. For such kind of experiments the weighted SE is useful, which is defined as

$$\mathcal{H}^\omega(Y) = - \sum_{i=1}^n \omega_i p_i \log(p_i). \quad (1.4)$$

The continuous analogue of (1.4), known as the weighted SE or weighted differential entropy of the RV Y with weight function $\omega(y) > 0$, is defined as

$$\mathcal{H}^\omega(Y) = - \int_0^\infty \omega(y) g(y) \log(g(y)) dy = E[I^\omega(Y)]. \quad (1.5)$$

For details, see Di Crescenzo and Longobardi (2006). Note that $\mathcal{H}^\omega(X)$ in (1.5) is the expectation of weighted IC. It is a measurement of the uncertainty and information provided by a probabilistic experiment, which has been used to provide answers to many problems. The SE and weighted SE are used in various fields of areas such as computer science, electrical engineering, behavioural science, environmental science, chemical engineering and in coding theory (see Cover and Thomas (1991)). However, there is a discrimination that SE in (1.2) is a shift independent measure whenever the weighted SE in (1.5) is shift dependent. As a result, weighted SE measure is more flexible than SE.

Several researchers grow their interest to study the behaviour of the IC which is useful in probability, statistics and information theory. The IC concentrates around the SE in higher dimension with the log-concave PDF function, which is studied by Bobkov and Madiman (2011). Occasionally, the SEs of two RVs have the same value. For example, the SE of the exponential distribution with rate parameter e and uniform distribution in $(0, 1)$ are same. In this situation, the idea of the concentration of IC around SE is helpful for analytical explanation. This concentration can be obtained as the variance of $I(Y)$, which is known as the varentropy (VE). For a non-negative absolutely continuous RV Y , the VE (see Fradelizi et al. (2016)) is expressed as

$$\mathcal{VE}(Y) = \text{Var}[I(Y)] = \int_0^\infty g(y)[\log(g(y))]^2 dy - [\mathcal{H}(Y)]^2, \quad (1.6)$$

where $\mathcal{H}(Y)$ is the SE of Y . Note that $\mathcal{VE}(Y)$ quantifies variability of $I(Y)$. For a discrete RV Y , the VE is given by (see Di Crescenzo and Paolillo (2021))

$$\mathcal{VE}(Y) = \sum_{i=1}^n p_i [\log(p_i)]^2 - \left[\sum_{i=1}^n p_i \log(p_i) \right]^2. \quad (1.7)$$

One of the early appearances of the varentropy is when it was characterised as the “minimal coding variance” studied by Kontoyiannis (1997). Further, Kontoyiannis and Verdú (2014), used the concept of varentropy as “dispersion” in source coding in computer science. Maadani et al. (2020) introduced generalised varentropy based on Tsallis entropy and showed that the Tsallis residual varentropy is independent of the age of the systems. Maadani et al. (2022) proposed a method for calculating the varentropy for order statistics and studied some stochastic comparisons. Sharma and Kundu (2023) introduced the concept of VE in a doubly truncated RV. The authors examined several theoretical properties. Alizadeh Noughabi and Shafaei Noughabi (2023) introduced some non-parametric estimates of the VE with some theoretical properties. They compare the estimates based on the MSEs.

In survival analysis, the concept of the residual life is very useful for life testing studies. Residual life-based informational measures are also useful for predictive maintenance and decision-making in various fields like reliability engineering, medicine science and finance. Di Crescenzo and Paolillo (2021) proposed residual varentropy (RVE) based on residual lifetime of a system, $Y_t = [Y - t | Y > t]$, $t > 0$ with PDF $g_t(y) = \frac{g(y)}{\bar{G}(t)}$, where $\bar{G}(t) = P[Y > t]$

represents the reliability function of Y . The RVE of Y_t is defined as

$$\mathcal{V}\mathcal{E}(Y; t) = \text{Var}[I(Y_t)] = \int_t^\infty \frac{g(y)}{\bar{G}(t)} \left(\log \left(\frac{g(y)}{\bar{G}(t)} \right) \right)^2 dy - [\mathcal{H}(Y; t)]^2, \quad (1.8)$$

where $\mathcal{H}(Y; t)$ is the residual SE (see Ebrahimi and Pellerey (1995)). They discussed several mathematical properties and provided two applications pertaining to the first-passage timings of an Ornstein-Uhlenbeck jump-diffusion process and the proportional hazards model.

The past lifetime occurs when we have failure before a specified inspection time $t > 0$. In many situations, it is necessary to measure uncertainty contained in the past lifetime. For example, in forensic sciences and other related fields, the past lifetimes are used to analyse the right-censored data (see Andersen et al. (2012)). Several researchers studied the uncertainty for past lifetime in information theory. See, for instance Di Crescenzo and Longobardi (2002), Di Crescenzo and Longobardi (2006), Di Crescenzo et al. (2021), and Saha and Kayal (2023). Recently, Buono et al. (2022) introduced varentropy of the past lifetime. Let $G(t) = P[Y < t]$ be the cumulative distribution function (CDF) of Y . The past lifetime of a system is denoted by $Y_t^* = [t - Y | Y \leq t]$. The PDF of Y_t^* is $g_t^*(y) = \frac{g(y)}{G(t)}$. The VE of the past lifetime is defined as

$$\mathcal{V}\mathcal{E}^*(Y; t) = \int_0^t \frac{g(y)}{G(t)} \left(\log \left(\frac{g(y)}{G(t)} \right) \right)^2 dy - [\mathcal{H}^*(Y; t)]^2, \quad (1.9)$$

where $\mathcal{H}^*(Y; t)$ is the past SE (see Di Crescenzo and Longobardi (2002)). Note that $\mathcal{V}\mathcal{E}^*(Y; t)$ in (1.9) is the variance of the IC, $I(Y_t^*) = -\log \left(\frac{g(Y)}{G(t)} \right)$. Raqab et al. (2022) considered past VE and obtained some reliability properties associated with the past VE. Sharma and Kundu (2024) introduced various theoretical properties of the past VE.

Very recently, Saha and Kayal (2024) proposed weighted varentropy (WVE) for discrete as well as continuous RVs, and examined some properties. The authors also studied WVE of the coherent systems. They further proposed weighted residual varentropy (WRVE). The WVE is the variance of the weighted IC, $I^\omega(Y) = -\omega(Y) \log(g(Y))$. Saha and Kayal (2024) showed that the WVE gives better result than the VE for different distributions. For a discrete RV Y , the WVE is given by

$$\mathcal{V}\mathcal{E}^\omega(Y) = \sum_{i=1}^n \omega_i^2 p_i [\log(p_i)]^2 - \left[\sum_{i=1}^n \omega_i p_i \log(p_i) \right]^2, \quad (1.10)$$

where p_i 's and ω_i 's are probability mass function and weight function corresponding to the event $Y = y_i$, for $i = 1, \dots, n$. Analogously, the WVE of Y is defined as

$$\mathcal{V}\mathcal{E}^\omega(Y) = \int_0^\infty \omega^2(y) g(y) \left(\log(g(y)) \right)^2 dy - [\mathcal{H}^\omega(Y)]^2, \quad (1.11)$$

where $\mathcal{H}^\omega(Y)$ is the weighted SE of Y (see Di Crescenzo and Longobardi (2006)). It is clear that VE as well as WVE are non-negative. For uniform distribution, the value of VE is zero

but WVE is non-zero. The WRVE of Y_t is defined as (see Saha and Kayal (2024))

$$\mathcal{V}\mathcal{E}^\omega(Y; t) = \text{Var}[IC^\omega(Y_t)] = \int_t^\infty \frac{g(y)}{G(t)} \left(\omega(y) \log \left(\frac{g(y)}{G(t)} \right) \right)^2 dy - [\mathcal{H}^\omega(Y; t)]^2, \quad (1.12)$$

where $\mathcal{H}^\omega(Y; t)$ is the weighted residual SE (see Di Crescenzo and Longobardi (2006)) with weight $\omega(y) > 0$. The authors have proposed non-parametric estimator of the WRVE. Further, they have illustrated the proposed estimate using a simulation study and two real data sets. In this communication, motivated by the aforementioned findings and the usefulness of the weight function in probabilistic experiment, we introduce weighted past varentropy (WPVE) and study its various properties. In the following, the key contributions of this paper are discussed.

- In Section 2, we propose weighted varentropy for the past lifetime. This measure is called as the WPVE. The proposed measure is a generalisation of the varentropy, weighted varentropy and past varentropy. The WPVE is studied under a monotonically transformed RVs. Lower and upper bounds of the WPVE are obtained. Further, in Section 3 the WPVE is studied for the PRHR model.
- In Section 4, the concepts of weighted paired dynamic entropy (WPDE) and WPDVE are introduced. Several bounds of the WPDVE are obtained. The effect of the WPDVE under an affine transformation is examined.
- In Section 5, the kernel-based non-parametric estimates of the WPVE and WPDVE are proposed. To see their performance, a Monte Carlo simulation study is carried out. For both WPVE and WPDVE, we have further considered parametric estimation assuming that the data are taken from an exponential population. Average daily wind speeds data set is considered and analysed. It is observed that the parametric estimates have superior performance over the non-parametric estimates in terms of the absolute bias (AB) and MSE values.
- In Section 6, an application of WPVE related to the reliability engineering using coherent systems is provided. Finally, the conclusion of the work has been discussed in Section 7.

Henceforth, we assume that the RVs are non-negative and absolutely continuous unless it is mentioned. Further, ‘increasing’ and ‘decreasing’ are used in wide sense. The differentiation, integration and expectation always exist wherever they are used.

2 Weighted past varentropy

In this section, we introduce an information measure by taking the variance of the weighted IC for the past lifetime Y_t^* . The weighted IC of Y_t^* is $I^\omega(Y_t^*) = -\omega(y) \log(\frac{g(y)}{G(t)})$, where $\omega(y) > 0$ is the weight function.

Definition 2.1. Let Y have the CDF $G(\cdot)$ and PDF $g(\cdot)$. The WPVE is defined by

$$\overline{\mathcal{V}\mathcal{E}}^\omega(Y; t) = \text{Var}[I^\omega(Y_t^*)] = \int_0^t \frac{g(y)}{G(t)} \left(\omega(y) \log \left(\frac{g(y)}{G(t)} \right) \right)^2 dy - [\overline{\mathcal{H}}^\omega(Y; t)]^2, \quad (2.1)$$

where $\overline{\mathcal{H}}^\omega(Y; t)$ is the weighted past SE (see Di Crescenzo and Longobardi (2006)).

Remark 2.1. The WPVE can be considered as a generalisation of the weighted VE (see Saha and Kayal (2024)) and past VE (see Buono et al. (2022)). In particular, (2.1) reduces to the past VE when $\omega(y) = 1$, while (2.1) becomes the weighted VE for $t \rightarrow \infty$. Further, when $\omega(y) = 1$ and $t \rightarrow \infty$, then the WPVE coincides with the VE (Fradelizi et al. (2016)).

For the weight function $\omega(y) = y$, (2.1) can be written as

$$\overline{\mathcal{V}\mathcal{E}}^y(Y; t) = E[(\psi_1(Y))^2 | Y \leq t] - 2\Lambda^*(t)\overline{\mathcal{H}}^{y^2}(Y; t) - (\Lambda^*(t))^2 E[Y^2 | Y \leq t] - [\overline{\mathcal{H}}^y(Y; t)]^2, \quad (2.2)$$

where $\psi_1(y) = y \log(g(y))$. In (2.2), $\Lambda^*(t) = -\log(G(t))$ is the cumulative reversed hazard rate (CRHR) function and $\overline{\mathcal{H}}^{y^2}(Y; t)$ is the weighted past SE with weight y^2 . Now, we obtain the closed form expression of WPVE.

Example 2.1.

- (i) Suppose the uniform RV Y has the CDF $G(y) = \frac{y-a}{b-a}$, $y \in [a, b]$. Then, the WPVE of Y is

$$\overline{\mathcal{V}\mathcal{E}}^y(Y; t) = \frac{1}{12} \{ \log(t-a) \}^2 \{ 4(t^2 + at + a^2) - 3(t+a)^2 \},$$

plotted in Figure 1(a) to see its behaviour with respect to $t > 0$.

- (ii) For Pareto-I distribution with CDF $G(y) = 1 - y^{-\alpha}$, $y \geq 1$, $\alpha > 0$, the WPVE is obtained as

$$\begin{aligned} \overline{\mathcal{V}\mathcal{E}}^y(Y; t) = & \frac{\psi_2(t; \alpha) t^{2-\alpha}}{(2-\alpha)^3} \left[\left\{ 1 + \alpha + \log(\psi_2^{2-\alpha}(t; \alpha)) \right\}^2 + (1+\alpha)^2 \left\{ \log(t^{2-\alpha}) - 1 \right\}^2 \right. \\ & \left. - \log(t^{2(1+\alpha)(2-\alpha)^2}) \right] - \frac{\psi_2^2(t; \alpha) t^{2-2\alpha}}{(1-\alpha)^2} \left\{ \log(\psi_2^{1-\alpha}(t; \alpha)) - \log(t^{(1-\alpha)(1-\alpha^2)}) \right. \\ & \left. + \alpha^2 - 1 \right\}^2, \end{aligned}$$

where $\psi_2(t; \alpha) = \frac{\alpha}{1-t-\alpha}$. For graphical plot of the WPVE of Pareto-I distribution with respect to t , see Figure 1(b).

(iii) Consider an exponential RV Y with CDF $G(y) = 1 - e^{-\lambda y}$, $y > 0$, $\lambda > 0$. Then, the WPVE is obtained as

$$\begin{aligned} \overline{\mathcal{V}\mathcal{E}}^y(Y; t) = & \psi_3(t; \lambda) \left[\left\{ \log(\psi_3(t; \lambda)) - 3 \right\}^2 \left\{ \frac{2}{\lambda^3} (1 - e^{-\lambda t} (1 + \lambda t)) - \frac{t^2 e^{-\lambda t}}{\lambda} \right\} \right. \\ & + \frac{t^2 e^{-\lambda t}}{\lambda} \left\{ 2\lambda t \log(\psi_3(t; \lambda)) - 4\lambda t - \lambda^2 t^2 - 3 \right\} + \frac{12}{\lambda^3} \left\{ 1 - e^{-\lambda t} (1 + \lambda t) \right\} \left. \right] \\ & - \frac{1}{\lambda^2 (1 - e^{-\lambda t})^2} \left[\left\{ 1 - e^{-\lambda t} (1 + \lambda t) \right\} \left\{ \log(\psi_3(t; \lambda)) - 2 \right\} + \lambda^2 t^2 e^{-\lambda t} \right]^2, \end{aligned}$$

where $\psi_3(t; \lambda) = \frac{\lambda}{1 - e^{-\lambda t}}$. The plot of the WPVE with respect to t is provided in Figure 1(c).

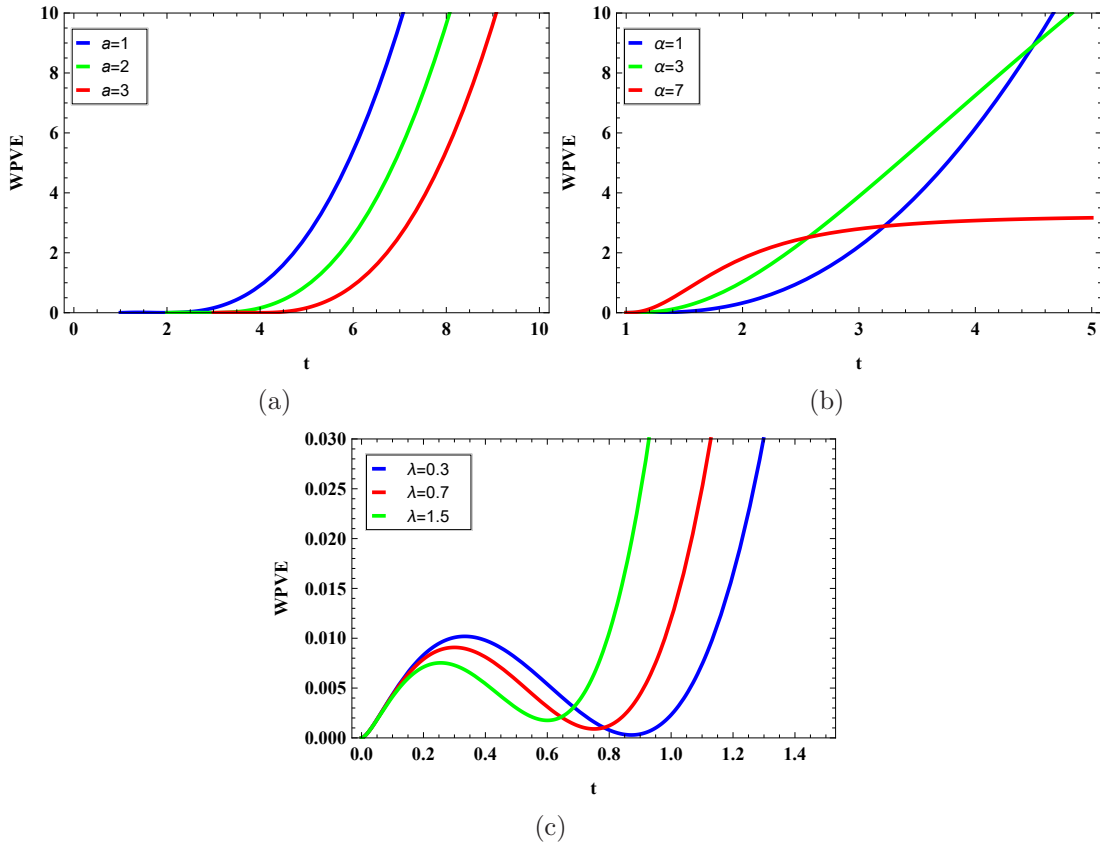


Figure 1: Graphs for the WPVE of (a) uniform distribution in Example 2.1(i), (b) Pareto-I distribution in Example 2.1(ii), and (c) exponential distribution in Example 2.1(iii).

Bounds in probability (e.g., Markov's inequality, Chebyshev's inequality) provide limits of the likelihood of events. This is important for understanding the spread and distribution of random variables. In addition, bounds also help in estimating probabilities of information measures, particularly when exact calculations are complex or infeasible. Below, we obtain an upper bound of the WPVE via weighted past SE and CRHR function.

Theorem 2.1. Suppose Y is an RV with PDF $g(\cdot)$. Further, let the PDF satisfy

$$e^{-(\alpha y + \beta)} \leq g(y) \leq 1, \quad y > 0, \quad \alpha > 0, \quad \beta \geq 0. \quad (2.3)$$

Then, for $t > 0$

$$\overline{\mathcal{V}\mathcal{E}}^y(Y; t) \leq \overline{\mathcal{H}}^{\omega_2}(Y; t) - 2\Lambda^*(t)E[\alpha Y^3 + \beta Y^2 | Y \leq t] + \Lambda^{*2}(t)E[Y^2 | Y \leq t], \quad (2.4)$$

where $\overline{\mathcal{H}}^{\omega_2}(Y; t)$ is the weighted past SE with weight $\omega_2(y) = \alpha y^3 + \beta y^2$.

Proof. For $\omega(y) = y$, from (2.1) we obtain

$$\overline{\mathcal{V}\mathcal{E}}^y(Y; t) = \int_0^t \frac{g(y)}{G(t)} \left(y \log \left(\frac{g(y)}{G(t)} \right) \right)^2 dy - [\overline{\mathcal{H}}^y(Y; t)]^2 \leq \int_0^t y^2 \frac{g(y)}{G(t)} [\log(g(y)) + \Lambda^*(t)]^2 dy. \quad (2.5)$$

Further,

$$\begin{aligned} \int_0^t y^2 \frac{g(y)}{G(t)} [\log(g(y)) + \Lambda^*(t)]^2 dy &= \int_0^t y^2 \frac{g(y)}{G(t)} [\log(g(y))]^2 dy + 2 \int_0^t y^2 \frac{g(y)}{G(t)} \log(g(y)) \Lambda^*(t) dy \\ &\quad + \int_0^t y^2 \frac{g(y)}{G(t)} [\Lambda^*(t)]^2 dy \\ &\leq - \int_0^t y^2 (\alpha y + \beta) \frac{g(y)}{G(t)} \log(g(y)) dy + [\Lambda^*(t)]^2 \int_0^t y^2 \frac{g(y)}{G(t)} dy \\ &\quad - 2 \int_0^t y^2 (\alpha y + \beta) \frac{g(y)}{G(t)} \Lambda^*(t) dy \\ &= \overline{\mathcal{H}}^{\omega_2}(Y; t) - 2\Lambda^*(t)E[(\alpha Y^3 + \beta Y^2) | Y \leq t] \\ &\quad + \Lambda^{*2}(t)E[Y^2 | Y \leq t]. \end{aligned}$$

■

In the following example, we show that Lomax distribution satisfies the condition in (2.3).

Example 2.2. Consider the Lomax distribution with CDF $G(x) = 1 - (1 + \frac{x}{\delta})^{-\gamma}$, $x > 0$, $\delta > 0$, and $\gamma > 0$. The inequality in (2.3) can be easily checked from the graphical plots (see Figure 2).

Variance of past lifetime (VPL) is an important concept used in reliability theory and survival analysis. It provides valuable information about the variability of the past lifetime of a system or individual, given that it has already stopped working, inspected at time $t > 0$. By studying the variance of past lifetime, organizations can develop maintenance strategies that minimize costs and avoid failures. In warranty analysis, it helps in determining the likelihood and variability of failures during the warranty period, aiding in better warranty design. For an RV Y , the VPL is defined as

$$\sigma^2(t) = \text{Var}[t - Y | Y \leq t] = \frac{2}{G(t)} \int_0^t du \int_u^t g(z) dz - [\mathcal{M}(t)]^2, \quad (2.6)$$

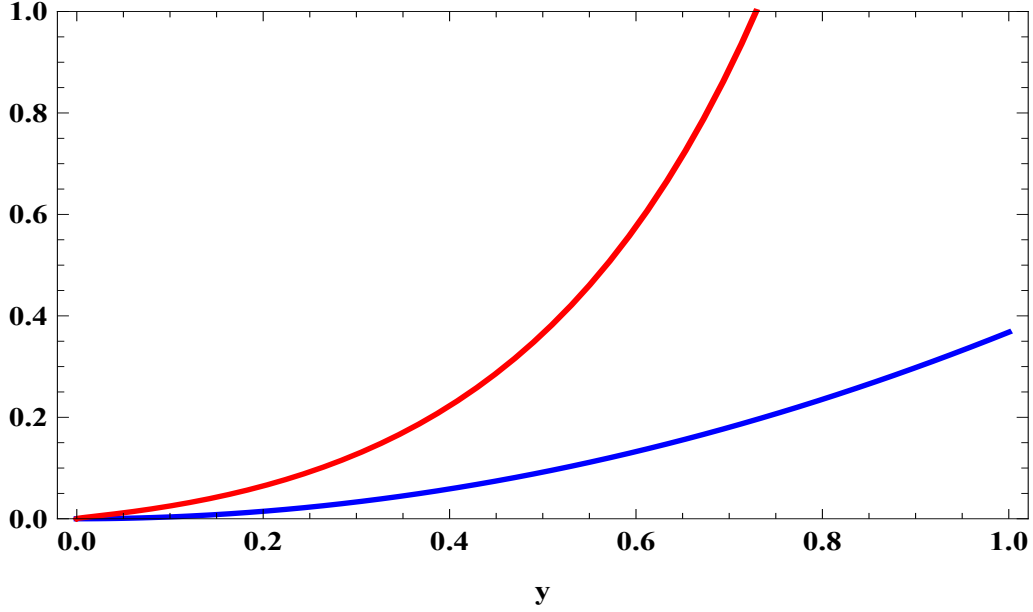


Figure 2: Graphical plots of $e^{-(\alpha x + \beta)}$ (blue colour) and $g(x) = \frac{\gamma}{\delta}(1 + x/\delta)^{-(\gamma+1)}$ (red colour) for $\alpha = 2$, $\beta = 1$, $\delta = 1$, and $\gamma = 3$. To capture the full support $x \in (0, \infty)$, we take $x = -\log y$, where $y \in (0, 1)$.

where $\mathcal{M}(t) = \int_0^t \frac{G(y)}{G(t)} dy$ is called the mean past lifetime (MPL). For detailed study on VPL, please see Mahdy (2016). Now, we obtain a lower bound of the WPVE in terms of the VPL.

Theorem 2.2. *We have*

$$\overline{\mathcal{V}\mathcal{E}}^\omega(Y; t) \geq \sigma^2(t) \{1 + E[-\zeta_t(Y_t) \log(g_t(Y_t))] + E[Y_t \zeta'_t(Y_t)]\}^2, \quad (2.7)$$

where $\zeta_t(\cdot)$ can be determined from

$$\sigma^2(t) \zeta_t(y) g_t(y) = \int_0^y (\mathcal{M}(t) - u) g_t(u) du, \quad y > 0. \quad (2.8)$$

Proof. Let Y be an RV with PDF $g(\cdot)$, mean m , and variance σ^2 . Then,

$$\text{Var}[\mathcal{I}(Y)] \geq \sigma^2(E[\eta(Y)\mathcal{I}'(Y)])^2, \quad (2.9)$$

where $\eta(\cdot)$ can be obtained using $\int_0^y (m - u)g(u)du = \sigma^2\eta(y)g(y)$ (see Cacoullos and Papathanasiou (1989)). For proving the required result, we consider Y_t as a reference RV with $\mathcal{I}(y) = I^y(y) = -y \log(g(y))$. From (2.9), we get

$$\begin{aligned} \text{Var}[-Y_t \log(g_t(Y_t))] &\geq \sigma^2(t) \left\{ E[\zeta_t(Y_t) (-Y_t \log(g_t(Y_t)))'] \right\}^2 \\ &= \sigma^2(t) \left\{ E[-\zeta_t(Y_t) \log(g_t(Y_t))] - E\left[\zeta_t(Y_t) Y_t \frac{g'_t(Y_t)}{g_t(Y_t)}\right] \right\}^2. \end{aligned} \quad (2.10)$$

Further,

$$E\left[\zeta_t(Y_t)Y_t\frac{g'_t(Y_t)}{g_t(Y_t)}\right] = E\left[Y_t\left(\frac{\mathcal{M}(t) - Y_t}{\sigma^2(t)} - \zeta'_t(Y_t)\right)\right] = -1 - E[Y_t\zeta'_t(Y_t)]. \quad (2.11)$$

Using (2.11) in (2.10), the required result can be easily obtained. \blacksquare

Next, we present a corollary. Its proof readily follows from Theorem 2.2, and thus it is omitted.

Corollary 2.1.

(i) Suppose $\zeta_t(y)$ is increasing function in $y > 0$. Then,

$$\overline{\mathcal{V}\mathcal{E}^\omega}(Y; t) \geq \sigma^2(t)(E[\zeta_t(Y_t)\log(g_t(Y_t))])^2.$$

(ii) Let $g_t(y) \leq 1$. Then,

$$\overline{\mathcal{V}\mathcal{E}^\omega}(Y; t) \geq \sigma^2(t)(E[Y_t\zeta'_t(Y_t)])^2.$$

Sometimes, it is hard to evaluate the closed-form expression of the WPVE for a transformed RV. The following theorem is useful to obtain the WPVE of a new distribution constructed using a monotone transformation. Note that the monotone transformations are useful tools that preserve entropy or information of an RV in the field information theory.

Theorem 2.3. Let Y be an RV and $X = \psi(Y)$, where ψ is a strictly monotonic, continuous and differentiable function. Then,

$$\overline{\mathcal{V}\mathcal{E}^x}(X; t) = \begin{cases} \overline{\mathcal{V}\mathcal{E}^\psi}(Y; \psi^{-1}(t)) - 2\overline{\mathcal{H}^\psi}(Y; \psi^{-1}(t))E[\gamma_1(Y)|Y \leq \psi^{-1}(t)] \\ + \text{Var}[\gamma_1(Y)|Y \leq \psi^{-1}(t)] - 2E\left[\psi(Y)\gamma_1(Y)\log\left(\frac{g(Y)}{G(\psi^{-1}(t))}\right)\middle|Y \leq \psi^{-1}(t)\right], \\ \text{if } \psi \text{ is strictly increasing;} \\ \mathcal{V}\mathcal{E}^\psi(Y; \psi^{-1}(t)) - 2\mathcal{H}^\psi(Y; \psi^{-1}(t))E[\gamma_2(Y)|Y > \psi^{-1}(t)] \\ + \text{Var}[\gamma_2(Y)|Y > \psi^{-1}(t)] - 2E\left[\psi(Y)\gamma_2(Y)\log\left(\frac{g(Y)}{G(\psi^{-1}(t))}\right)\middle|Y > \psi^{-1}(t)\right], \\ \text{if } \psi \text{ is strictly decreasing,} \end{cases} \quad (2.12)$$

where $\gamma_1(y) = \psi(y)\log(\psi'(y))$, $\gamma_2(y) = \psi(y)\log(-\psi'(y))$, $\mathcal{H}^\psi(Y; t) = -\int_t^\infty \psi(y)\frac{g(y)}{G(t)}\log\left(\frac{g(y)}{G(t)}\right)dy$, $\mathcal{V}\mathcal{E}^\psi(Y; t) = \int_t^\infty \psi^2(y)\frac{g(y)}{G(t)}\left(\frac{g(y)}{G(t)}\right)^2 dy - [\mathcal{H}^\psi(Y; t)]^2$, $\overline{\mathcal{H}^\psi}(Y; t) = -\int_0^t \psi(y)\frac{g(y)}{G(t)}\log\left(\frac{g(y)}{G(t)}\right)dy$, and $\overline{\mathcal{V}\mathcal{E}^\psi}(Y; t) = \int_0^t \psi^2(y)\frac{g(y)}{G(t)}\left(\log\left(\frac{g(y)}{G(t)}\right)\right)^2 dy - [\overline{\mathcal{H}^\psi}(Y; t)]^2$.

Proof. Assume that ψ is a strictly increasing function. Now,

$$\begin{aligned}
\overline{\mathcal{H}}^x(X; t) &= - \int_0^{\psi^{-1}(t)} \psi(y) \frac{g(y)}{G(\psi^{-1}(t))} \log \left(\frac{g(y)}{G(\psi^{-1}(t))} (\psi'(y))^{-1} \right) dy \\
&= - \int_0^{\psi^{-1}(t)} \psi(y) \frac{g(y)}{G(\psi^{-1}(t))} \log \left(\frac{g(y)}{G(\psi^{-1}(t))} \right) dy \\
&\quad + \int_0^{\psi^{-1}(t)} \psi(y) \frac{g(y)}{G(\psi^{-1}(t))} \log (\psi'(y)) dy \\
&= \mathcal{H}^\psi(Y; \psi^{-1}(t)) + E[\psi(Y) \log(\psi')(Y) | Y \leq \psi^{-1}(t)].
\end{aligned} \tag{2.13}$$

From (2.1), we further have

$$\overline{\mathcal{V}\mathcal{E}}^x(X; t) = \int_0^{\psi^{-1}(t)} \psi^2(y) \frac{g(y)}{G(\psi^{-1}(t))} \left\{ \log \left(\frac{g(y)}{G(\psi^{-1}(t))} (\psi'(y))^{-1} \right) \right\}^2 dy - (\overline{\mathcal{H}}^x(X; t))^2. \tag{2.14}$$

Furthermore,

$$\begin{aligned}
&\int_0^{\psi^{-1}(t)} \psi^2(y) \frac{g(y)}{G(\psi^{-1}(t))} \left\{ \log \left(\frac{g(y)}{G(\psi^{-1}(t))} (\psi'(y))^{-1} \right) \right\}^2 dy \\
&= \int_0^{\psi^{-1}(t)} \psi^2(y) \frac{g(y)}{G(\psi^{-1}(t))} \left\{ \log \left(\frac{g(y)}{G(\psi^{-1}(t))} \right) - \log (\psi'(y)) \right\}^2 dy \\
&= \int_0^{\psi^{-1}(t)} \psi^2(y) \frac{g(y)}{G(\psi^{-1}(t))} \left\{ \log \left(\frac{g(y)}{G(\psi^{-1}(t))} \right) \right\}^2 dy \\
&\quad + \int_0^{\psi^{-1}(t)} \psi^2(y) \frac{g(y)}{G(\psi^{-1}(t))} \left\{ \log (\psi^{-1}(t)) \right\}^2 dy \\
&\quad - 2 \int_0^{\psi^{-1}(t)} \psi^2(y) \frac{g(y)}{G(\psi^{-1}(t))} \log (\psi^{-1}(t)) \log \left(\frac{g(y)}{G(\psi^{-1}(t))} \right) dy \\
&= \int_0^{\psi^{-1}(t)} \psi^2(y) \frac{g(y)}{G(\psi^{-1}(t))} \left\{ \log \left(\frac{g(y)}{G(\psi^{-1}(t))} \right) \right\}^2 dy + E[\psi^2(Y) (\log \psi'(Y))^2 | Y \leq \psi^{-1}(t)] \\
&\quad - 2E \left[\psi^2(Y) \log(\psi'(Y)) \log \left(\frac{g(Y)}{G(\psi^{-1}(t))} \right) \middle| Y \leq \psi^{-1}(t) \right].
\end{aligned} \tag{2.15}$$

Using (2.13) and (2.15) in (2.14), we obtain

$$\begin{aligned}
\overline{\mathcal{V}\mathcal{E}}^x(X; t) &= \int_0^{\psi^{-1}(t)} \psi^2(y) \frac{g(y)}{G(\psi^{-1}(t))} \left\{ \log \left(\frac{g(y)}{G(\psi^{-1}(t))} \right) \right\}^2 dy \\
&\quad + E[\psi^2(Y) (\log \psi'(Y))^2 | Y \leq \psi^{-1}(t)] \\
&\quad - 2E \left[\psi^2(Y) \log(\psi'(Y)) \log \left(\frac{g(Y)}{G(\psi^{-1}(t))} \right) \middle| Y \leq \psi^{-1}(t) \right] \\
&\quad - \{ \mathcal{H}^\psi(Y; \psi^{-1}(t)) + E[\psi(Y) \log(\psi'(Y)) | Y \leq \psi^{-1}(t)] \}^2 \\
&= \overline{\mathcal{V}\mathcal{E}}^\psi(Y; \psi^{-1}(t)) - 2\overline{\mathcal{H}}^\psi(Y; \psi^{-1}(t)) E[\gamma_1(Y) | Y \leq \psi^{-1}(t)] \\
&\quad + \text{Var}[\gamma_1(Y) | Y \leq \psi^{-1}(t)] - 2E \left[\psi(Y) \gamma_1(Y) \log \left(\frac{g(Y)}{G(\psi^{-1}(t))} \right) \middle| Y \leq \psi^{-1}(t) \right].
\end{aligned} \tag{2.16}$$

Thus, the proof is made for strictly increasing function ψ . The proof for strictly decreasing function ψ is similar, and thus it is omitted. This completes the proof. \blacksquare

To see the validation of the result in Theorem 2.3, we consider the following example.

Example 2.3. Consider exponential RV Y with the CDF $G_1(y) = 1 - e^{-\lambda y}$, $y > 0$ and $\lambda > 0$. Further, let $X = \psi(Y) = Y^2$, which is strictly increasing, continuous and differentiable function. Here, X follows Weibull distribution with CDF $G_2(y) = 1 - e^{-\lambda y^{\frac{1}{2}}}$, $y > 0$ and $\lambda > 0$. Then, the WPVE of $X = \psi(Y) = Y^2$ is obtained as

$$\begin{aligned}
\overline{\mathcal{V}\mathcal{E}}^x(X; t) &= \frac{\lambda}{1 - e^{-\lambda\sqrt{t}}} \left[t\sqrt{t} \left(2t \log \left(\frac{\lambda}{1 - e^{-\lambda\sqrt{t}}} \right) - \lambda\sqrt{t} - 6 \right) e^{-\lambda\sqrt{t}} + \frac{1}{\lambda^5} \left\{ 24 - \left(24(1 + \lambda\sqrt{t}) \right. \right. \right. \\
&\quad \left. \left. + 12\lambda^2 t + 4\lambda^3 t\sqrt{t}\lambda^4 t^2 \right) e^{-\lambda\sqrt{t}} \right\} \right] - \phi_1(\lambda; t) \left\{ \phi_1(\lambda; t) + 2E[Y^2 \log(2Y) | Y \leq \sqrt{t}] \right\} \\
&\quad + \text{Var}[Y^2 \log(2Y) | Y \leq \sqrt{t}] - 2E \left[Y^4 \log(2Y) \log \left(\frac{\lambda e^{-\lambda Y}}{1 - e^{-\lambda\sqrt{t}}} \right) \middle| Y \leq \sqrt{t} \right], \tag{2.17}
\end{aligned}$$

where $\phi_1(\lambda; t) = \frac{1}{\lambda^2(1 - e^{-\lambda\sqrt{t}})} \left[\{ 2 - (\lambda^2 t + 2\lambda\sqrt{t} + 2) e^{-\lambda\sqrt{t}} \} \log \left(\frac{\lambda}{1 - e^{-\lambda\sqrt{t}}} \right) + (6 + 6\lambda\sqrt{t} + 3\lambda^2 t + \lambda^3 t\sqrt{t}) e^{-\lambda\sqrt{t}} - 6 \right]$. We have plotted the graphs of WPVE in (2.17) in Figures 3 (a) and (b) with respect to t (for fixed λ) and with respect to λ (for fixed t), respectively.

Now, we investigate the effect of the WPVE under the affine transformation $X = \alpha Y + \beta$, $\alpha > 0$ and $\beta \geq 0$.

Corollary 2.2. Suppose X is an RV and $X = \alpha Y + \beta$ with $\alpha > 0$, $\beta \geq 0$. Then,

$$\begin{aligned}
\overline{\mathcal{V}\mathcal{E}}^x(X; t) &= \overline{\mathcal{V}\mathcal{E}}^{\omega_1} \left(Y; \frac{t - \beta}{\alpha} \right) + (\log(\alpha))^2 \text{Var} \left[\alpha Y + \beta \middle| Y \leq \frac{t - \beta}{\alpha} \right] \\
&\quad - 2 \log(\alpha) \left(\overline{\mathcal{H}}^{\omega_1} \left(Y; \frac{t - \beta}{\alpha} \right) + \overline{\mathcal{H}}^{\omega_1} \left(Y; \frac{t - \beta}{\alpha} \right) E \left[\alpha Y + \beta \middle| Y \leq \frac{t - \beta}{\alpha} \right] \right),
\end{aligned}$$

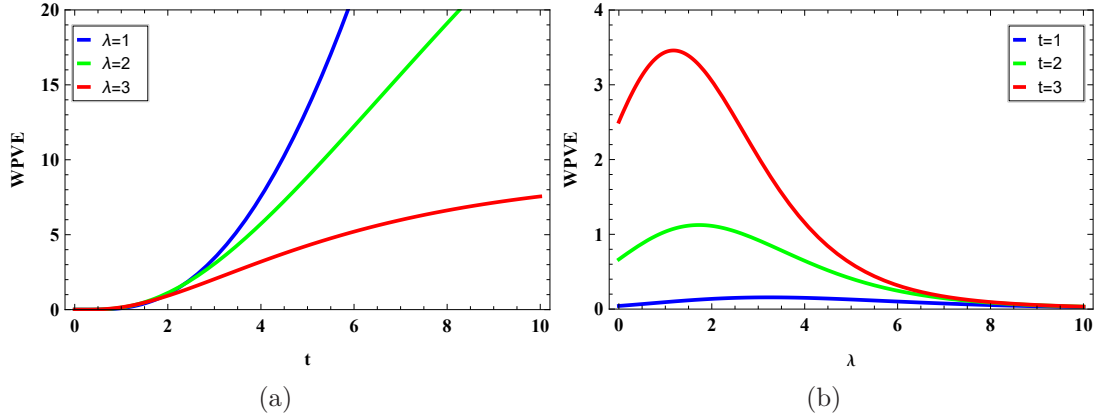


Figure 3: Plots of the WPVE for the Weibull distribution in Example 2.3 (a) with respect to t (for fixed λ) and (b) with respect to λ (for fixed t).

where $\overline{\mathcal{V}\mathcal{E}}^{\omega_1}(Y; \frac{t-\beta}{\alpha})$ and $\overline{\mathcal{H}}^{\omega_1}(Y; \frac{t-\beta}{\alpha})$ are the WPVE and weighted past SE with weight $\omega_1(y) = \alpha y + \beta$, respectively.

Proof. We here omit the proof, since it readily follows from Theorem 2.3. ■

Next, an example is considered to illustrate Corollary 2.2.

Example 2.4. Consider the CDF $G(y) = 1 - e^{-y}$, $y > 0$. We take $X = Y + \beta$, $\beta > 0$. Thus, from Corollary 2.2, the WPVE of X is obtained as

$$\begin{aligned} \overline{\mathcal{V}\mathcal{E}}^x(X; t) = & \frac{1}{\psi_3(t; \beta)} \left[\left\{ 2 \log(\psi_3(t; \beta)) + (6 + 2\beta)e^{-\beta} \right\} \left\{ \beta^5 - (t - 2\beta)^5 e^{-(t-3\beta)} \right\} \right. \\ & + \left\{ \left(\log(\psi_3(t; \beta)) \right)^2 + 2(5 + \beta) \log(\psi_3(t; \beta)) + 5(6 + 2\beta)e^{-\beta} \right\} \left\{ \beta^4 + 4(\beta^2 - 4\beta \right. \\ & + 6)e^{-\beta} - (t - 2\beta)^4 e^{-(t-3\beta)} - (t - 2\beta)^4 e^{-(t-3\beta)} - 4(3 - \beta)e^{-(t-4\beta)} \left((t - 2\beta + 1)^2 \right. \\ & \left. \left. \left. - (t - 2\beta)^3 \right) \right\} \right] - (\psi_4(t; \beta))^2, \end{aligned}$$

where $\psi_3(t; \beta) = e^{-(t-\beta)} - 1$, $\psi_4(t; \beta) = \frac{1}{\psi_3(t; \beta)} \left[(\beta^2 - 4\beta + 6) - e^{-(t-3\beta)} \left\{ (3 - \beta)(t - 2\beta + 1)^2 + (3 - \beta) - (t - 2\beta)^3 \right\} + \log(\psi_3(t; \beta)) \left\{ (\beta^2 - 2\beta + 2) + ((t - 2\beta + 1)^2 + 1)e^{-(t-3\beta)} \right\} \right]$ and $\psi_5(t; \beta) = 1 - \beta + (2\beta - t - 1)e^{-(t-\beta)}$. We have plotted the graphs of the WPVE of X in Figure 4. Clearly, the WPVE is non-monotone with respect to t and β .

3 WPVE for PRHR model

The PRHR model is a crucial idea to use in reliability engineering, survival analysis, industries, and various other fields. Gupta et al. (1998) introduced PRHR model and discussed

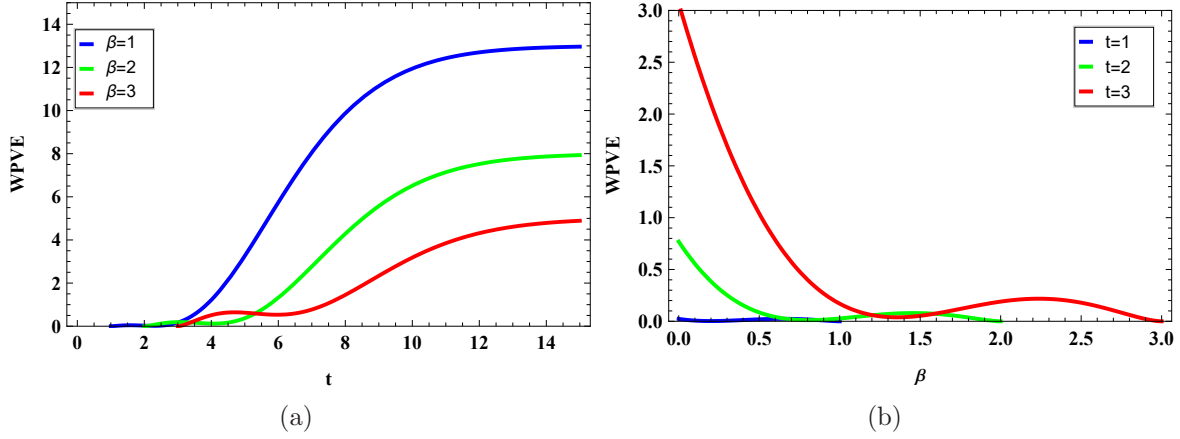


Figure 4: Graphs of the WPVE in Example 2.4 (a) with respect to t (for fixed b) and (b) with respect to β (for fixed t).

its properties. It offers flexibility in modelling the reversed hazard rate of events that exhibit decreasing reversed failure rates over time. This is particularly useful in situations where the traditional models (like the Weibull distribution) which assumes increasing or constant hazard rates, may not adequately capture the behaviour of the data. Let Y and X be two RVs with CDFs $G_1(\cdot)$ and $G_2(\cdot)$, respectively. The PRHR model of RVs X and Y is defined by

$$G_2(t) = P[Y^{(a)} \leq t] = [G_1(t)]^a, \text{ for all } t > 0 \text{ and } a > 0. \quad (3.1)$$

Its PDF is

$$g_2(t) = a[G_1(t)]^{a-1}g_1(t), \quad (3.2)$$

where $g_1(\cdot)$ and $g_2(\cdot)$ are the PDFs of Y and X , respectively. It is known as the Lehman's alternatives for $a > 0$. Various researchers studied PRHR model and introduced its several properties. Gupta and Gupta (2007) discussed Fisher information in PRHR model. Li and Li (2008) proposed a mixture model of PRHR model and discussed some properties. For some properties of the PRHR model, we refer to Finkelstein (2002), Nanda and Das (2011), Balakrishnan et al. (2018), and Popović et al. (2022). Suppose $\tilde{\Lambda}(x)$ denotes the CRHR function of X , is defined by

$$\tilde{\Lambda}(y) = -\log(G_2(y)) = -\log([G_1(y)]^a) = a\Lambda^*(y), \quad y > 0. \quad (3.3)$$

The weighted past SE of X is obtained as

$$\begin{aligned} \overline{\mathcal{H}}^y(X; t) &= -\int_0^t y \frac{g_2(y)}{G_2(t)} \log(g_2(y)) dy - \int_0^t y \frac{g_2(y)}{G_2(t)} \tilde{\Lambda}(t) dy \\ &= -\frac{1}{[G_1(t)]^a} \left\{ \int_0^{[G_1(t)]^a} \mathcal{L}(x : a) dx + a\Lambda^*(t) \int_0^{[G_1(t)]^a} G_1^{-1}(x^{1/a}) dx \right\} \\ &= \frac{1}{[G_1(t)]^a} \int_0^{[G_1(t)]^a} \mathcal{J}(x : a, t) dx, \end{aligned} \quad (3.4)$$

where $x = [G_1(y)]^a$, $\mathcal{L}(y : a) = G_1^{-1}(x^{1/a}) \log(ax^{1-1/a}g[G_1^{-1}(x^{1/a})])$, and

$$\mathcal{J}(x : a, t) = -G_1^{-1}(x^{1/a}) \log \left(a \frac{y^{1-1/a}}{[G_1(t)]^a} g_1[G_1^{-1}(x^{1/a})] \right), \quad (3.5)$$

where $G_1^{-1}(x^{1/a}) = \sup\{y : G_1(y) \leq x^{1/a}\}$ is called the quantile function of $G_1(\cdot)$. Next, we obtain WPVE for the PRHR model in (3.1).

Theorem 3.1. *Suppose X is an RV having CDF $G_2(\cdot)$ in (3.1). Then, for $a > 0$ and $t > 0$, the WPVE of X is*

$$\overline{\mathcal{V}\mathcal{E}}^y(X; t) = \frac{1}{[G_1(t)]^a} \int_0^{[G_1(t)]^a} [\mathcal{J}(x : a, t)]^2 dx - \frac{1}{[G_1(t)]^{2a}} \left\{ \int_0^{[G_1(t)]^a} \mathcal{J}(x : a, t) dx \right\}^2, \quad (3.6)$$

where $\mathcal{J}(x : a, t)$ is given in (3.5).

Proof. Using (3.1) in (2.1), we have

$$\overline{\mathcal{V}\mathcal{E}}^y(X; t) = \int_0^t \frac{g_2(y)}{G_2(t)} \left(y \log \left(\frac{g_2(y)}{G_2(t)} \right) \right)^2 dy - [\overline{\mathcal{H}}^y(X; t)]^2. \quad (3.7)$$

Now, using $x = [G_1(y)]^a$

$$\begin{aligned} \int_0^t \frac{g_2(y)}{G_2(t)} \left(y \log \left(\frac{g_2(y)}{G_2(t)} \right) \right)^2 dy &= \frac{1}{[G_1(t)]^a} \left\{ \int_0^{[G_1(t)]^a} [\mathcal{L}(x : a)]^2 dx \right. \\ &\quad + 2\Lambda^{*(a)}(t) \int_0^{[G_1(t)]^a} G_1^{-1}(x^{1/a}) \mathcal{L}(x : a) dx \\ &\quad \left. + (\Lambda^{*(a)}(t))^2 \int_0^{[G_1(t)]^a} [G_1^{-1}(x^{1/a})]^2 dx \right\} \\ &= \frac{1}{[G_1(t)]^a} \int_0^{[G_1(t)]^a} [\mathcal{J}(x : a, t)]^2 dx. \end{aligned} \quad (3.8)$$

Using (3.4) and (3.8) in (3.7), the result readily follows. ■

Next, using Theorem 3.1, we obtain the WPVE for a PRHR model.

Example 3.1. *Consider the power distribution with CDF $G_1(y) = (\frac{y}{\beta})^\alpha$, $y > 0$, $\alpha > 0$ and $\beta > 0$. The WPVE for PRHR model with baseline distribution as power distribution is*

$$\begin{aligned} \overline{\mathcal{V}\mathcal{E}}^y(X; t) &= \frac{a\alpha t^2}{\beta^2(2+a\alpha)} \left[\left\{ \log \left(\left(\frac{a\alpha\beta^{a\alpha-1}}{t^{a\alpha}} \right)^\beta \right) \right\}^2 + 2\beta(a\alpha-1) \left(\log(t/\beta) - \frac{1}{2+a\alpha} \right) \right. \\ &\quad \times \log \left(\left(\frac{a\alpha\beta^{a\alpha-1}}{t^{a\alpha}} \right)^\beta \right) + \frac{2\beta^2(a\alpha-1)^2}{(2+a\alpha)} \left\{ (1+a\alpha) \log(t/\beta) - \frac{1}{2+a\alpha} \right\} \left. \right] \\ &\quad - \left(\frac{\beta}{t} \right)^{2a\alpha} \left(\frac{t^{1+a\alpha}}{\beta^{a\alpha(1+a\alpha)}} \right)^2 \left[a\alpha \left\{ \log(a\alpha/\beta) - a\alpha \log(t/\beta) \right\} + \frac{a\alpha-1}{1+a\alpha} \right]^2. \end{aligned} \quad (3.9)$$

We have plotted the WPVE in (3.9) in Figure 5 with respect to t and a .

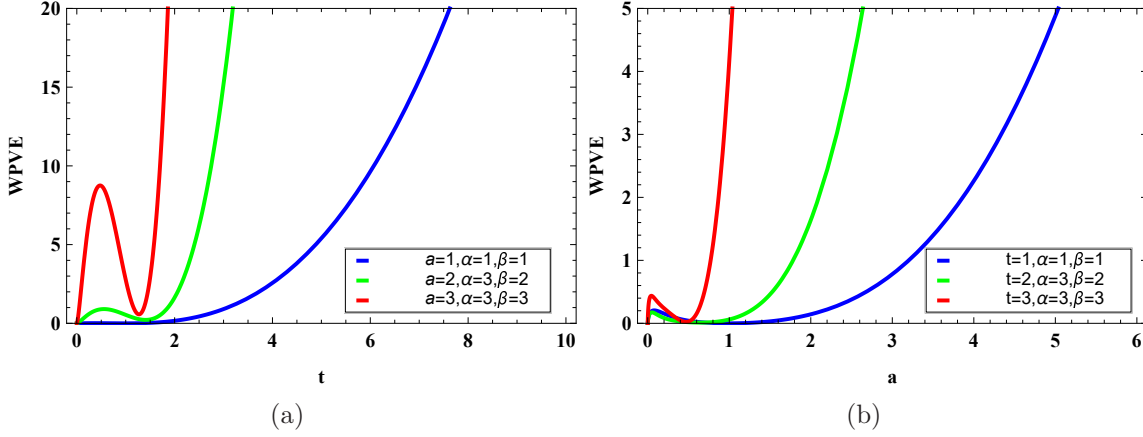


Figure 5: Plots for the WPVE (a) with respect to t (for fixed a, α, β) and (b) with respect to a (for fixed t, α, β) in Example 3.1.

4 Weighted paired dynamic varentropy

Let Y be a discrete RV with mass function p_i , $i = 1, \dots, n$. Then, the paired entropy is (see Burbea and Rao (1982))

$$\mathcal{PH}(Y) = - \sum_{i=1}^n \left[(1 - p_i) \log(1 - p_i) + p_i \log(p_i) \right]. \quad (4.1)$$

Motivated by the paired entropy, Klein et al. (2016) introduced cumulative paired entropy for a continuous RV, which is given by

$$\mathcal{CP}(Y) = - \int_0^\infty [G(y) \log(G(y)) + \bar{G}(y) \log(\bar{G}(y))] dy. \quad (4.2)$$

Note that \mathcal{CP} in (4.2) is a combination of the cumulative entropy (see Di Crescenzo and Longobardi (2009)) and cumulative residual entropy (see Rao et al. (2004)). Further, Klein et al. (2016) studied its properties. In particular, they discussed how cumulative paired entropy used directly or implicitly working in five scientific disciplines: Fuzzy set theory, generalised maximum entropy principle, theory of dispersion of ordered categorical variables, uncertainty theory and reliability theory with an entropy based on distribution functions or survival functions. Motivated by the concept of the paired entropy and cumulative paired entropy, here, we introduce a new information measure combining the concept of past entropy and residual entropy. Suppose Y is an RV with CDF $G(\cdot)$. Then, the WPDE for $t > 0$ is defined as

$$\begin{aligned} \mathcal{PH}^\omega(Y; t) &= - \left[\int_0^t \omega(y) \frac{g(y)}{G(t)} \log \left(\frac{g(y)}{G(t)} \right) dy + \int_t^\infty \omega(y) \frac{g(y)}{\bar{G}(t)} \log \left(\frac{g(y)}{\bar{G}(t)} \right) dy \right] \\ &= \bar{\mathcal{H}}^\omega(Y; t) + \mathcal{H}^\omega(Y; t). \end{aligned} \quad (4.3)$$

Consider an affine transformation $X = \alpha Y + \beta$, where $\alpha > 0$, $\beta \geq 0$. Then, for $\omega(y) = y$, the WPDE is obtained as

$$\mathcal{PH}^y(X; t) = \mathcal{PH}^{\omega_2}\left(Y; \frac{t - \beta}{\alpha}\right) + \log(\alpha) \left\{ E\left[\alpha Y + \beta \middle| Y \leq \frac{t - \beta}{\alpha}\right] + E\left[\alpha Y + \beta \middle| Y \geq \frac{t - \beta}{\alpha}\right] \right\}, \quad (4.4)$$

where $\omega_2(y) = \alpha y + \beta$. From (4.4), we observe that like weighted dynamic (residual and past) entropies, the WPDE is also shift-dependent. Next, the closed form expression of the WPDE is obtained.

Example 4.1.

(i) For the uniform RV Y with CDF $G(y) = \frac{y}{\beta}$, $y \in [0, \beta]$ and $\beta > 0$, the WPDE is

$$\mathcal{PH}^y(Y; t) = \frac{t}{2} \log(t) + \frac{\beta + t}{2} (\log(\beta - t)), \quad t > 0. \quad (4.5)$$

(ii) Assume that Y follows exponential distribution with mean $1/\lambda$. For $t > 0$,

$$\begin{aligned} \mathcal{PH}^y(Y; t) &= \frac{1}{\lambda(e^{-\lambda t} - 1)} \left[\left\{ 1 - e^{-\lambda t} (1 + \lambda t) \right\} \left\{ \log\left(\frac{\lambda}{1 - e^{-\lambda t}}\right) - 2 \right\} + \lambda^2 t^2 e^{-\lambda(t)} \right] \\ &\quad + \frac{1}{\lambda} \left\{ (\lambda t + 1) \log(\lambda) - \lambda t - 2 \right\}. \end{aligned} \quad (4.6)$$

To see the behaviour of the WPDE for uniform and exponential distributions, we have plotted their WPDEs in Figure 6. The graphs show that the WPDE is non-monotone for these distributions.

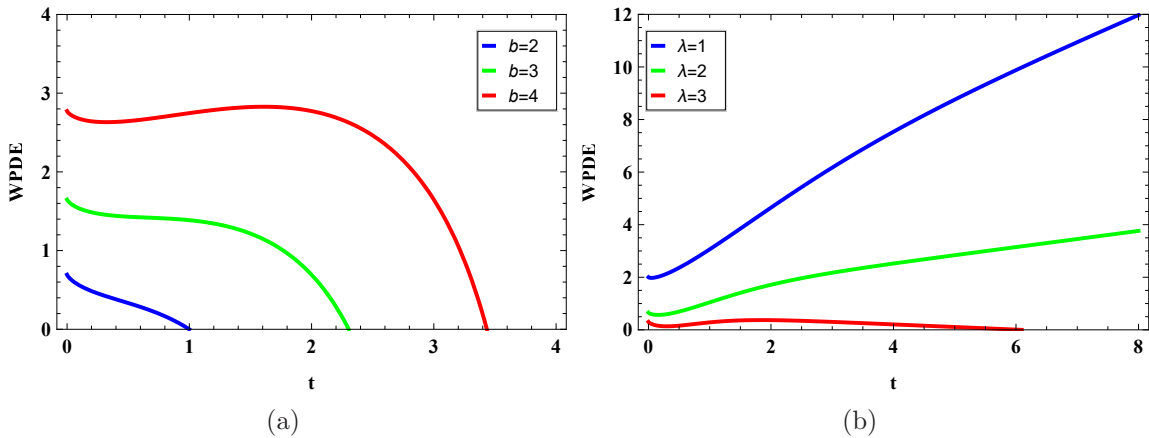


Figure 6: Plots of the WPDEs for (a) the uniform distribution (for fixed b) and (b) the exponential distribution (for fixed λ) in Example 4.1(i) and Example 4.1(ii), respectively.

Inspired by the notions of the paired, cumulative paired, and weighted paired dynamic entropies, here we propose the concept of the WPDVE.

Definition 4.1. Suppose Y is an RV with CDF $G(\cdot)$, PDF $g(\cdot)$, and survival function $\bar{G}(\cdot)$. The WPDVE of Y is defined as

$$\mathcal{PV}\mathcal{E}^\omega(Y; t) = \overline{\mathcal{V}\mathcal{E}^\omega}(Y; t) + \mathcal{V}\mathcal{E}^\omega(Y; t), \quad (4.7)$$

where $\overline{\mathcal{V}\mathcal{E}^\omega}(Y; t)$ and $\mathcal{V}\mathcal{E}^\omega(Y; t)$ are respectively known as the WPVE (see (2.1)) and WRVE (see Saha and Kayal (2024)).

Note that

$$\begin{aligned} \overline{\mathcal{V}\mathcal{E}^\omega}(Y; t) + \mathcal{V}\mathcal{E}^\omega(Y; t) &= \text{Var}\left(-\omega(Y) \log(g_t^*(Y))\right) + \text{Var}\left(-\omega(Y) \log(g_t(Y))\right) \\ &= \text{Var}\left(-\omega(Y) \log(g_t^*(Y) \times g_t(Y))\right) \\ &= \text{Var}\left(IC_J^\omega(Y)\right), \end{aligned} \quad (4.8)$$

where $IC_J^\omega(y) = -\omega(y) \log(g_t^*(y) \times g_t(y))$ is the combined IC of past and residual random lifetimes. In the following, we express WPDVE in terms of the conditional expectations, WPDE, and weighted dynamic (residual and past) entropies when $\omega(y) = y$:

$$\begin{aligned} \mathcal{PV}\mathcal{E}^y(Y; t) &= E[(Y \log(g(Y)))^2 | Y < t] + E[(Y \log(g(Y)))^2 | Y > t] - [\mathcal{PH}^y(Y; t)]^2 \\ &\quad - 2\Lambda(t)\mathcal{H}^{y^2}(Y; t) - 2\Lambda^*(t)\overline{\mathcal{H}}^{y^2}(Y; t) - (\Lambda^*(t))^2 E[Y^2 | Y \leq t] \\ &\quad - (\Lambda(t))^2 E[Y^2 | Y > t] + 2\mathcal{H}^y(Y; t)\overline{\mathcal{H}}^y(Y; t). \end{aligned} \quad (4.9)$$

When $t \rightarrow 0$ or $t \rightarrow \infty$, the WPDVE in (4.7) reduces to the weighted varentropy, which has been studied by Saha and Kayal (2024). Further, considering $\omega(y) = 1$, the WPDVE becomes usual varentropy (see Fradelizi et al. (2016)) when $t \rightarrow 0$ or $t \rightarrow \infty$. Due to these reasons, the newly proposed information measure in Definition 4.1 can be treated as a generalised information measure. Next, we establish a lower bound of the WPDVE via the WPVE and WRVE.

Theorem 4.1. Suppose Y is an RV. Then, for a general weight function $\omega(\cdot)$, we have

$$\mathcal{PV}\mathcal{E}^\omega(Y; t) \geq \max\{\overline{\mathcal{V}\mathcal{E}^\omega}(Y; t), \mathcal{V}\mathcal{E}^\omega(Y; t)\}, \quad t > 0. \quad (4.10)$$

Proof. From (4.7), it is clear that

$$\mathcal{PV}\mathcal{E}^\omega(Y; t) \geq \overline{\mathcal{V}\mathcal{E}^\omega}(Y; t) > 0 \quad (4.11)$$

and

$$\mathcal{PV}\mathcal{E}^\omega(Y; t) \geq \mathcal{V}\mathcal{E}^\omega(Y; t) > 0. \quad (4.12)$$

Now, combining (4.11) and (4.12), the result follows. ■

The following theorem provides an upper bound of the WPDVE.

Theorem 4.2. *For the RV Y*

$$\mathcal{PV}\mathcal{E}^y(Y; t) \leq E[(\psi_1(Y))^2 | Y \leq t] + E[(\psi_1(Y))^2 | Y \geq t] - 2\Lambda^*(t)\overline{\mathcal{H}}^{y^2}(Y; t) - 2\Lambda(t)\mathcal{H}^{y^2}(Y; t),$$

where $t > 0$ and $\psi_1(y) = y \log(g(y))$.

Proof. From (2.2), we have

$$\overline{\mathcal{V}\mathcal{E}}^y(Y; t) = E[(\psi_1(Y))^2 | Y \leq t] - 2\Lambda^*(t)\overline{\mathcal{H}}^{y^2}(Y; t) - (\Lambda^*(t))^2 E[Y^2 | Y \leq t] - [\overline{\mathcal{H}}^y(Y; t)]^2. \quad (4.13)$$

It is clear that $(\Lambda^*(t))^2 E[Y^2 | Y \leq t]$ and $[\overline{\mathcal{H}}^y(Y; t)]^2$ are always non-negative. Using this observation, from (4.13) we obtain

$$\overline{\mathcal{V}\mathcal{E}}^y(Y; t) \leq E[(\psi_1(Y))^2 | Y \leq t] - 2\Lambda^*(t)\overline{\mathcal{H}}^{y^2}(Y; t). \quad (4.14)$$

Further, from (3.2) of Saha and Kayal (2024), we get an upper bound of the WRVE likewise in (4.14) as

$$\mathcal{V}\mathcal{E}^y(Y; t) \leq E[(\psi_1(Y))^2 | Y \geq t] - 2\Lambda(t)\mathcal{H}^{y^2}(Y; t). \quad (4.15)$$

Thus, the required bound follows after summing (4.14) and (4.15), completing the proof of the theorem. \blacksquare

Theorem 4.3. *Suppose Y_t^* and Y_t respectively denote the past and residual lifetimes with finite MRL $\mu(t)$, finite MPL $\mathcal{M}(t)$, finite VRL $\sigma_1^2(t)$, and VPL $\sigma^2(t)$. Then,*

$$\mathcal{PV}\mathcal{E}^y(Y; t) \geq \max\{\pi(y, t), \theta(y, t)\}, \quad (4.16)$$

where $\pi(y, t) = \sigma^2(t)\{1 + E[-\zeta_t(Y_t) \log(g_t(Y_t))] + E[Y_t \zeta_t'(Y_t)]\}^2$ and $\theta(y, t) = \sigma_1^2(t)\{1 + E[-\eta_t(Y_t) \log(g_t(Y_t)) + E[Y_t \eta_t'(Y_t)]]\}^2$. Here, $\eta_t(y)$ and $\zeta_t(y)$ are real-valued functions, respectively obtained from

$$\sigma_1^2(t)\eta_t(y)g_t(y) = \int_0^y (\mu(t) - u)g_t(u)du, \quad y > 0$$

and

$$\sigma^2(t)\zeta_t(y)g_t^*(y) = \int_0^y (\mathcal{M}(t) - u)g_t^*(u)du, \quad y > 0.$$

Proof. From Theorem 2.2, we have

$$\overline{\mathcal{V}\mathcal{E}}^y(Y; t) \geq \sigma^2(t)\{1 + E[-\zeta_t(Y_t) \log(g_t^*(Y_t))] + E[Y_t \zeta_t'(Y_t)]\}^2. \quad (4.17)$$

Further, from Theorem 3.3 of Saha and Kayal (2024), we get

$$\mathcal{V}\mathcal{E}^y(Y; t) \geq \sigma_1^2(t)\{1 + E[-\eta_t(Y_t) \log(g_t(Y_t))] + E[Y_t \eta_t'(Y_t)]\}^2. \quad (4.18)$$

Thus, using (4.17) and (4.18), the result readily follows. \blacksquare

This section ends with a result dealing with the effect of the WPDVE under affine transformations.

Theorem 4.4. *Let Y be an RV. Assume that $X = aY + b$ with $a > 0$, $b \geq 0$. Then, for all real number $t > 0$,*

$$\begin{aligned} \mathcal{PV}\mathcal{E}^y(X; t) &= \mathcal{PV}\mathcal{E}^{\omega_1}(X; t) - 2\log(a)\mathcal{PH}^{\omega_1}(X; t) + (\log(a))^2[\xi(a, b, t)\{1 - \xi(a, b, t)\} \\ &\quad + \varphi(a, b, t)\{1 - \varphi(a, b, t)\}] - 2\log(a)[\mathcal{H}^{\omega_1}(Y; (t - b)/a)\{1 + \varphi(a, b, t)\} \\ &\quad + \overline{\mathcal{H}}^{\omega_1}(Y; (t - b)/a)\{1 + \xi(a, b, t)\}], \end{aligned}$$

where $\mathcal{PV}\mathcal{E}^{\omega_1}(X; t)$ and $\mathcal{PH}^{\omega_1}(X; t)$ are the WPDVE and WPDE with weight function $\omega_1 \equiv \omega_1(y) = ay + b$ respectively, and $\varphi(a, b, t) = E[aY + b | Y > (t - b)/a]$ and $\xi(a, b, t) = E[aY + b | Y \leq (t - b)/a]$.

Proof. From Corollary 2.2 and Corollary 3.1 of Saha and Kayal (2024), the proof follows. ■

5 Estimation of the WPVE and WPDVE

This section presents kernel-based non-parametric estimates of the WPVE and WPDVE. We remark here that the non-parametric estimators are essential because they offer robustness, flexibility, and versatility, making them effective in situations where traditional parametric methods fail due to incorrect assumptions, small sample sizes, or complex data structures. They empower statisticians and data scientists to draw meaningful insights from a wider range of data. We see the performance of the proposed estimates using a Monte-Carlo simulation study. For both WPVE and WPDVE, we have also considered parametric estimation assuming that the data are taken from exponential population. A data set representing average daily wind speeds is considered and analysed for the purpose of estimating WPVE.

5.1 WPVE

Here, we consider non-parametric and parametric estimations of the WPVE. First, we discuss about non-parametric estimation.

5.1.1 Non-parametric estimation

We introduce a non-parametric estimator based on the kernel estimates of WPVE in (2.1). The kernel estimate of the PDF $g(\cdot)$ is given by

$$\widehat{g}(y) = \frac{1}{nb_n} \sum_{i=1}^n \mathcal{K}\left(\frac{y - Y_i}{b_n}\right), \quad (5.1)$$

where $\mathcal{K}(\cdot)$ is known as kernel, satisfying the following properties.

- It is non-negative;
- $\int \mathcal{K}(y)dy = 1$;
- The kernel is symmetric at the origin;
- It satisfies the Lipschitz condition.

In (5.1), the sequence of positive real numbers $\{b_n\}$ is known as the bandwidths such that $b_n \rightarrow 0$ and $nb_n \rightarrow \infty$, for $n \rightarrow \infty$. For details about the kernel density estimates, readers can refer to Rosenblat (1956) and Parzen (1962). Using (5.1), a non-parametric kernel estimate of $\widehat{\mathcal{V}\mathcal{E}^y}(Y; t)$ is

$$\widehat{\mathcal{V}\mathcal{E}^y}(Y; t) = \int_0^t \widehat{\eta}(y)(y \log \widehat{\eta}(y))^2 dy - \left[\int_0^t y \widehat{\eta}(y) \log \widehat{\eta}(y) dy \right]^2, \quad t > 0, \quad (5.2)$$

where $\widehat{\eta}(y) = \frac{\widehat{g}(y)}{\widehat{G}(t)}$ and $\widehat{G}(t) = \int_0^t \widehat{g}(y)dy$. Below, we conduct Monte-Carlo simulation to see the performance of the estimate given in (5.2).

Simulation study

A Monte-Carlo simulation study has been performed to generate data sets from exponential distribution with mean $1/\lambda$ for different sample sizes. The true parameter value is taken as $\lambda = 0.7$. The software “Mathematica” has been used for the simulation study. For computing the AB and MSE of the kernel-based non-parametric estimate, we use 100 replications. Here, Gaussian kernel is used for estimation. It is given by

$$\mathcal{K}(y) = \frac{1}{\sqrt{2\pi}} e^{-\frac{y^2}{2}}. \quad (5.3)$$

The AB and MSE of the kernel-based non-parametric estimate $\widehat{\mathcal{V}\mathcal{E}^y}(Y; t)$ in (5.2) have been computed and presented in Table 1 for different choices of t and n . We have considered $t = 0.1, 0.2, 0.3, 0.4, 1$ and $n = 100, 120, 150, 200$. From Table 1, we observe that in general the AB and MSE decrease as n increases. This confirms the consistency of the proposed estimate $\widehat{\mathcal{V}\mathcal{E}^y}(Y; t)$ in (5.2).

Real data set

Here, we consider a real data set representing average daily wind speeds (in meter/second) in November, 2007 at Elanora Heights, a northeastern suburb of Sydney, Australia. The real data set is presented in Table 2 (see Best et al. (2010)). For checking the best fitted model for the real data set, goodness of fit test has been applied. Here, we have considered four statistical models: Gumbel-II (GMB-II), Weibull, generalised X-exponential (GXE), and exponential (EXP) distributions. We use negative log-likelihood criterion ($-\ln L$), Akaike-information criterion (AIC), AICc, Bayesian information criterion (BIC) and the p -value

Table 1: The AB, MSE and $\overline{\mathcal{V}\mathcal{E}}^y(Y; t)$ for the kernel-based estimate of WPVE in (5.2).

t	n	AB	MSE	$\overline{\mathcal{V}\mathcal{E}}^y(Y; t)$
0.1	100	0.002899	0.000065	0.004285
	120	0.002375	0.000008	
	150	0.002066	0.000006	
	200	0.001970	0.000005	
0.2	100	0.004743	0.000026	0.007901
	120	0.004657	0.000025	
	150	0.004287	0.000022	
	200	0.004317	0.000020	
0.3	100	0.006270	0.000043	0.009078
	120	0.005539	0.000036	
	150	0.005343	0.000032	
	200	0.005303	0.000030	
0.4	100	0.005609	0.000035	0.008114
	120	0.005426	0.000034	
	150	0.005468	0.000033	
	200	0.005173	0.000029	
1.0	100	0.002632	0.000042	0.011937
	120	0.001417	0.000026	
	150	0.000612	0.000019	
	200	0.000387	0.000016	

related to Kolmogorov-Smirnov (K-S) test. From Table 3, we observe that the GMB-II distribution fits better than other distributions as the values of the test statistics are smaller than that of the other distributions. The Gaussian kernel in (5.3) is employed as the kernel function for estimation purpose. The values of AB and MSE of the proposed estimate in (5.2) have been computed using 500 bootstrap samples with size $n = 30$ and $b_n = 0.35$. These are given in Table 4 for different choices of t .

Table 2: The data set.

0.5833	0.6667	0.6944	0.7222	0.7500	0.7778	0.8056	0.8056	0.8611
0.8889	0.9167	1.0000	1.0278	1.0278	1.1111	1.1111	1.1111	1.1667
1.1667	1.1944	1.2778	1.2778	1.3056	1.3333	1.3333	1.3611	1.4444
			2.1111	2.1389	2.7778			

Table 3: The MLEs, BIC, AICc, AIC, and negative log-likelihood values of the statistical models for the data set presented in Table 2.

Model	Shape	Scale	-ln L	AIC	AICc	BIC	p-value
GMB-II	$\hat{\alpha} = 3.3869$	$\hat{\lambda} = 0.7544$	12.5333	29.0665	29.5109	31.8689	0.92340
GXE	$\hat{\alpha} = 4.1464$	$\hat{\lambda} = 1.1421$	17.3245	38.6491	39.0935	41.4515	0.67520
Weibull	$\hat{\alpha} = 2.5393$	$\hat{\lambda} = 1.3048$	18.5659	41.1317	41.5762	43.9341	0.28650
EXP	$\hat{\lambda} = 0.8633$		34.4095	70.8191	70.9620	72.2203	0.00005

Table 4: The AB, MSE and $VE^y(Y; t)$ for the data set in Table 2.

t	AB	MSE	$\overline{\mathcal{VE}}^y(Y; t)$
1.0	0.05122	0.00453	0.12205
1.1	0.02278	0.00135	0.08995
1.2	0.03233	0.00176	0.07566
1.3	0.05258	0.00314	0.08479
1.4	0.09765	0.00959	0.12025
1.5	0.14900	0.02237	0.18279
1.8	0.33773	0.11743	0.52167
2.0	0.45306	0.21668	0.85184
2.5	0.59685	0.37733	1.98038
3.0	0.65917	0.55132	3.10000

5.1.2 Parametric estimation

Here, we consider parametric estimation of the WPVE. We assume that the data are taken from an exponential population with parameter λ . In this case, the WPVE is obtained as

$$\overline{\mathcal{VE}}^y(Y; t) = \int_0^t y^2 \frac{\lambda e^{-\lambda y}}{1 - e^{-\lambda t}} \left(\log \left(\frac{\lambda e^{-\lambda y}}{1 - e^{-\lambda t}} \right) \right)^2 dy - \int_0^t y \frac{\lambda e^{-\lambda y}}{1 - e^{-\lambda t}} \log \left(\frac{\lambda e^{-\lambda y}}{1 - e^{-\lambda t}} \right) dy. \quad (5.4)$$

We apply maximum likelihood estimation technique for the purpose of estimation of (5.4). Let $\hat{\lambda}$ be the maximum likelihood estimate (MLE) of the model parameter λ . Using the invariance property, the MLE of the WPVE is obtained as

$$\widetilde{\overline{\mathcal{VE}}}^y(Y; t) = \int_0^t y^2 \frac{\hat{\lambda} e^{-\hat{\lambda} y}}{1 - e^{-\hat{\lambda} t}} \left(\log \left(\frac{\hat{\lambda} e^{-\hat{\lambda} y}}{1 - e^{-\hat{\lambda} t}} \right) \right)^2 dy - \int_0^t y \frac{\hat{\lambda} e^{-\hat{\lambda} y}}{1 - e^{-\hat{\lambda} t}} \log \left(\frac{\hat{\lambda} e^{-\hat{\lambda} y}}{1 - e^{-\hat{\lambda} t}} \right) dy, \quad t > 0. \quad (5.5)$$

Here, we conduct Monte-Carlo simulation using *R* software to see the behaviour of the proposed parametric estimate of WPVE. We take $\lambda = 0.7$ as its true parameter value. We have considered $t = 0.1, 0.2, 0.3, 0.4, 1$ and $n = 100, 120, 150, 200$. Using 100 replications, the AB and MSE have been computed and presented in Table 5. From Table 5, we observe that MSEs decrease as n increases.

From Table 1 and Table 5, we observe that the performance of the estimate of the WPVE using parametric approach is superior than the non-parametric approach in terms of the AB and MSE values.

5.2 WPDVE

In this subsection, we have proposed non-parametric and parametric estimates of the WPDVE. Below, we discuss the non-parametric estimate.

5.2.1 Non-parametric estimation

Similar to (5.2), a kernel-based non-parametric estimate of the WPDVE in (4.7) is obtained as

$$\begin{aligned} \widehat{\mathcal{PVE}}^y(Y; t) = & \int_0^t \hat{\eta}(y) (y \log(\hat{\eta}(y)))^2 dy + \int_t^\infty \hat{\delta}(y) (y \log(\hat{\delta}(y)))^2 dy - \left[\int_0^t y \hat{\eta}(y) \log(\hat{\eta}(y)) dy \right]^2 \\ & - \left[\int_t^\infty y \hat{\delta}(y) \log(\hat{\delta}(y)) dy \right]^2, \end{aligned} \quad (5.6)$$

where $\hat{\delta}(y) = \frac{\hat{g}(y)}{\hat{G}(t)}$, $\hat{\eta}(y) = \frac{\hat{g}(y)}{\hat{G}(t)}$, $\hat{G}(t) = \int_t^\infty \hat{g}(y) dy$, and $\hat{G}(t) = \int_0^t \hat{g}(y) dy$.

Table 5: The AB, MSE, and $\overline{\mathcal{V}\mathcal{E}}^y(Y; t)$ for the parametric estimator of WPVE in (5.5).

t	n	AB	MSE	$\overline{\mathcal{V}\mathcal{E}}^y(Y; t)$
0.1	100	1.977×10^{-6}	1.653×10^{-10}	0.004285
	120	1.961×10^{-6}	1.240×10^{-10}	
	150	2.387×10^{-6}	1.023×10^{-10}	
	200	1.181×10^{-6}	6.874×10^{-11}	
0.2	100	1.049×10^{-5}	4.766×10^{-9}	0.007901
	120	1.044×10^{-5}	3.578×10^{-9}	
	150	1.275×10^{-5}	2.953×10^{-9}	
	200	6.293×10^{-6}	1.987×10^{-9}	
0.3	100	2.421×10^{-5}	2.647×10^{-8}	0.009078
	120	2.424×10^{-5}	1.989×10^{-8}	
	150	2.977×10^{-5}	1.641×10^{-8}	
	200	1.463×10^{-5}	1.108×10^{-8}	
0.4	100	3.765×10^{-5}	6.900×10^{-8}	0.008114
	120	3.809×10^{-5}	5.193×10^{-8}	
	150	4.728×10^{-5}	4.284×10^{-8}	
	200	2.305×10^{-5}	2.908×10^{-8}	
1.0	100	4.220×10^{-4}	5.061×10^{-6}	0.011937
	120	3.981×10^{-4}	3.758×10^{-6}	
	150	4.595×10^{-4}	3.105×10^{-6}	
	200	2.369×10^{-4}	2.015×10^{-6}	

Simulation study

Similar to the preceding subsection, here a Monte-Carlo simulation study has been carried out to check the performance of the proposed kernel-based non-parametric estimate of the WPDVE given in (5.6). The data set has been generated from exponential distribution with $\lambda = 5$ using “Mathematica” software. For different values of $n = 100, 120, 150, 200$ and $t = 0.05, 0.1, 0.15, 0.2$, the AB and MSE values have been computed using 500 replications. We have used the Gaussian kernel given in (5.3). The computed values of the AB and MSE

are presented in Table 6. From Table 6, we notice similar observation to the case of WPVE.

Table 6: The AB, MSE, and $\mathcal{PV}\mathcal{E}^y(Y; t)$ for the kernel estimator of WPDVE in (5.6).

t	n	AB	MSE	$\mathcal{PV}\mathcal{E}^y(Y; t)$
0.05	100	0.15322	0.04596	0.44062
	120	0.15714	0.04499	
	150	0.13113	0.03731	
	200	0.11894	0.03376	
0.10	100	0.19768	0.06524	0.49772
	120	0.187725	0.06388	
	150	0.16648	0.05171	
	200	0.14099	0.04369	
0.15	100	0.23206	0.08678	0.55890
	120	0.20336	0.07177	
	150	0.20001	0.06897	
	200	0.18718	0.06399	
0.20	100	0.26717	0.11190	0.62414
	120	0.26187	0.10100	
	150	0.23457	0.09309	
	200	0.22166	0.07981	

5.2.2 Parametric estimation

Consider an exponential population with mean $1/\lambda$, $\lambda > 0$. The WPDVE of the exponential distribution is

$$\begin{aligned}
\mathcal{PV}\mathcal{E}^y(Y; t) = & \int_0^t y^2 \frac{\lambda e^{-\lambda y}}{1 - e^{-\lambda t}} \left(\log \left(\frac{\lambda e^{-\lambda y}}{1 - e^{-\lambda t}} \right) \right)^2 dy - \int_0^t y \frac{\lambda e^{-\lambda y}}{1 - e^{-\lambda t}} \log \left(\frac{\lambda e^{-\lambda y}}{1 - e^{-\lambda t}} \right) dy \\
& + \int_t^\infty \lambda e^{(t-y)\lambda} \left(y \log(\lambda e^{(t-y)\lambda}) \right)^2 dy - \int_t^\infty \lambda y e^{(t-y)\lambda} \log(\lambda e^{(t-y)\lambda}) dy. \quad (5.7)
\end{aligned}$$

Firstly, we estimate the model parameter λ using maximum likelihood estimation technique for estimating (5.7). The MLE of $\mathcal{PV}\mathcal{E}^y(Y; t)$ in (5.7) is

$$\begin{aligned} \widehat{\mathcal{PV}\mathcal{E}^y}(Y; t) = & \int_0^t y^2 \frac{\hat{\lambda}e^{-\hat{\lambda}y}}{1 - e^{-\hat{\lambda}t}} \left(\log \left(\frac{\hat{\lambda}e^{-\hat{\lambda}y}}{1 - e^{-\hat{\lambda}t}} \right) \right)^2 dy - \int_0^t y \frac{\hat{\lambda}e^{-\hat{\lambda}y}}{1 - e^{-\hat{\lambda}t}} \log \left(\frac{\hat{\lambda}e^{-\hat{\lambda}y}}{1 - e^{-\hat{\lambda}t}} \right) dy \\ & + \int_t^\infty \hat{\lambda}e^{(t-y)\hat{\lambda}} \left(y \log(\hat{\lambda}e^{(t-y)\hat{\lambda}}) \right)^2 dy - \int_t^\infty \hat{\lambda}ye^{(t-y)\hat{\lambda}} \log(\hat{\lambda}e^{(t-y)\hat{\lambda}}) dy, \end{aligned} \quad (5.8)$$

where $\hat{\lambda}$ is the MLE of λ . To evaluate the performance of the proposed parametric estimate, Monte-Carlo simulation is conducted using *R* software with 500 replications. Here, we consider the true value of λ as 5. For sample sizes $n = 100, 120, 150$ and 200, the AB and MSE values have been presented in Table 7 for different choices of t . From Table 7, we observe that MSEs decrease as n increases, which assures the consistency and validation of the propose estimate $\widehat{\mathcal{PV}\mathcal{E}^y}(Y; t)$ in (5.8).

From Table 6 and Table 7, we observe that the parametric estimate in (5.8) performs better than the non-parametric estimate in (5.6) when the data are generated from exponential distribution with $\lambda = 5$ in terms of the AB and MSE.

6 Application in reliability engineering

In reliability engineering, a coherent system is a model used to analyse the performance and reliability of systems composed of multiple components. The key idea is to understand how the configuration and interdependence of components affect the overall system reliability. This allows engineers to analyse how the failure or success of components impacts the entire system. For instance, in a series system, failure of any single component leads to the failure of the whole system, while in a parallel system, the system continues to operate as long as at least one component is functioning.

We consider a coherent system with n components and lifetime of the coherent system is denoted by T . The random lifetimes of n components of the coherent system are identically distributed (i.d.) with a common CDF and PDF $G(\cdot)$ and $g(\cdot)$, respectively. The CDF and PDF of the coherent system with lifetime T are defined as

$$G_T(y) = q(G(x)) \quad \text{and} \quad g_T(y) = q'(G(x))g(y), \quad (6.1)$$

respectively, where $q : [0, 1] \rightarrow [0, 1]$ is a distortion function (see Navarro et al. (2013)) and $q' \equiv \frac{dq}{dy}$. The distortion function which is increasing and continuous function, depends on the structure of a system and the copula of the component lifetimes and $q(0) = 0$, $q(1) = 1$. Several researchers discussed the coherent system for different information measures as an application, one may refer to Toomaj et al. (2017), Calì et al. (2020) and Saha and Kayal

Table 7: The AB, MSE, and $\mathcal{PV}\mathcal{E}^y(Y; t)$ for parametric estimate of WPDVE in (5.8).

t	n	AB	MSE	$\mathcal{PV}\mathcal{E}^y(Y; t)$
0.05	100	0.00884	0.01091	0.44062
	120	0.00923	0.00927	
	150	0.00814	0.00712	
	200	0.00618	0.00526	
0.10	100	0.00905	0.01236	0.49772
	120	0.00953	0.01049	
	150	0.00843	0.00807	
	200	0.00641	0.00597	
0.15	100	0.00927	0.01390	0.55890
	120	0.00982	0.01181	
	150	0.00872	0.00909	
	200	0.00663	0.00672	
0.20	100	0.00948	0.01554	0.62414
	120	0.01012	0.01319	
	150	0.00901	0.01017	
	200	0.00686	0.00752	

(2024). The WPVE of T is defined by

$$\begin{aligned}
\overline{\mathcal{V}\mathcal{E}^y}(T) &= \int_0^t \phi(G_T(y))dy - \left(\int_0^t \psi(G_T(y))dy \right)^2 \\
&= \int_0^{G(t)} \frac{\phi(q(u))}{g(G^{-1}(u))}du - \left(\int_0^{G(t)} \frac{\psi(q(u))}{g(G^{-1}(u))}du \right)^2, \quad u = G(y)
\end{aligned} \tag{6.2}$$

where

$$\phi(q(u)) = \frac{g_T(G_T^{-1}(q(u)))}{G_T(t)} \left[G_T^{-1}(u) \log \left(\frac{g_T(G_T^{-1}(q(u)))}{G_T(t)} \right) \right]^2$$

and

$$\psi(q(u)) = G_T^{-1}(u) \frac{g_T(G_T^{-1}(q(u)))}{G_T(t)} \log \left(\frac{g_T(G_T^{-1}(q(u)))}{G_T(t)} \right).$$

Next, we explore an example of the WPVE of a coherent system for illustration purpose.

Example 6.1. Suppose Y_1, Y_2 and Y_3 denote the lifetimes of the components of a coherent system. Assume that they all follow power distribution with CDF $G(y) = y^\beta$, $y \in [0, 1]$ and $\beta > 0$. We consider a parallel system with lifetime $T = X_{3:3} = \max\{Y_1, Y_2, Y_3\}$ whose distortion function is $q(v) = v^3$, $0 \leq v \leq 1$. Thus, from (6.2), the WPVE of the coherent system is obtained as

$$\begin{aligned} \overline{\mathcal{V}\mathcal{E}^y}(T) = & \frac{3\beta t^2}{(2+3\beta)^3} \left[\left\{ (3\beta+2) \log\left(\frac{3\beta}{t^{3\beta}}\right) - 3\beta + 1 \right\}^2 + (3\beta-1)^2 \left\{ (3\beta+2) \log(t) - 1 \right\}^2 \right. \\ & + 2(3\beta+2)^2(3\beta-1) \log\left(\frac{3\beta}{t^{3\beta}}\right) \log(t) \left. \right] - \frac{81\beta^2 t^{\frac{2}{3}}}{(9\beta+1)^4} \left\{ (9\beta+1) \log\left(\frac{3\beta}{t^{3\beta}}\right) \right. \\ & \left. + 3(3\beta-1) \left(\log(t^{3\beta+\frac{1}{3}}) - 1 \right) \right\}^2. \end{aligned} \quad (6.3)$$

The graphical presentation of WPVE for parallel system in (6.3) is given in Figure 7 with respect to t (when β is fixed) and β (when t is fixed).

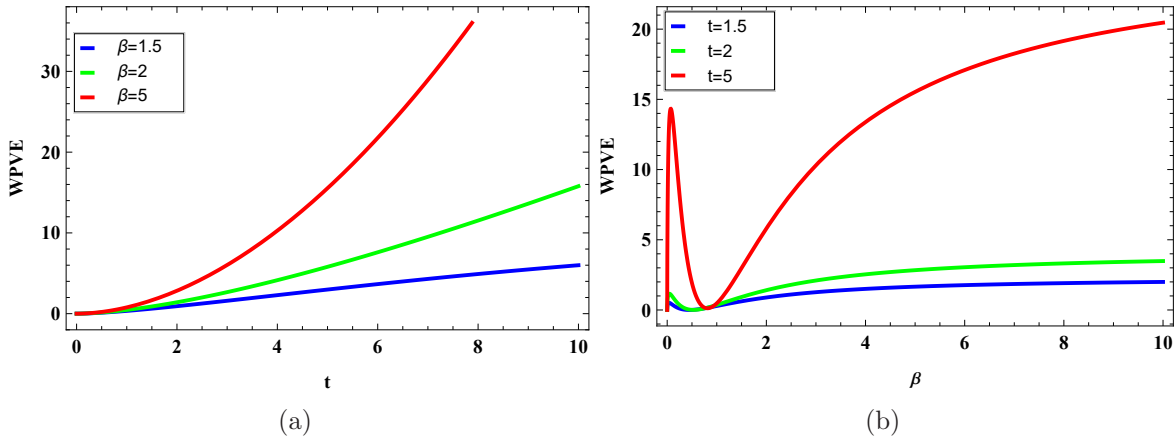


Figure 7: Plots of the WPVE for parallel system with three system in Example 6.1 (a) with respect to t for $\beta = 1.5, 2$ and 5 and (b) with respect to β for $t = 1.5, 2$ and 5 .

Now, the relation between the WPVE of coherent system and component has been established in the following result.

Proposition 6.1. Suppose T is the lifetime of a coherent system with identically distributed components. The component lifetime is Y with CDF $G(\cdot)$ and PDF $g(\cdot)$ and the CDF and PDF of T are $G_T(\cdot)$ and $g_T(\cdot)$, respectively, and $q(\cdot)$ denotes the distortion function. Assume that

$$\phi(q(u)) = \frac{g_T(G_T^{-1}(q(u)))}{G_T(t)} \left[G_T^{-1}(u) \log \left(\frac{g_T(G_T^{-1}(q(u)))}{G_T(t)} \right) \right]^2$$

and

$$\psi(q(u)) = G_T^{-1}(u) \frac{g_T(G_T^{-1}(q(u)))}{G_T(t)} \log \left(\frac{g_T(G_T^{-1}(q(u)))}{G_T(t)} \right),$$

for all $0 \leq u \leq G(t)$. If $\phi(q(u)) \geq (\leq) \phi(u)$ and $\psi(q(u)) \leq (\geq) \psi(u)$, for all $0 \leq u \leq G(t)$, $t > 0$, then

$$\overline{\mathcal{V}\mathcal{E}}^y(T) \geq (\leq) \overline{\mathcal{V}\mathcal{E}}^y(Y). \quad (6.4)$$

Proof. Take $\phi(q(u)) \geq \phi(u)$ and $\psi(q(u)) \leq \psi(u)$, for all $0 \leq u \leq G(t)$, $t > 0$. Then, we obtain

$$\int_0^{G(t)} \frac{\phi(q(u))}{g(G^{-1}(u))} du \geq \int_0^{G(t)} \frac{\phi(u)}{g(G^{-1}(u))} du \quad (6.5)$$

and

$$\int_0^{G(t)} \frac{\psi(q(u))}{g(G^{-1}(u))} du \leq \int_0^{G(t)} \frac{\psi(u)}{g(G^{-1}(u))} du. \quad (6.6)$$

Using (6.5) and (6.6), we easily obtain that $\overline{\mathcal{V}\mathcal{E}}^y(T) \geq \overline{\mathcal{V}\mathcal{E}}^y(Y)$. The other part of the proof is similar, therefore omitted for the brevity. Hence, the result is made. \blacksquare

The upper bound of the WPVE of coherent system in terms of the weighted past SE and CRHR is established.

Proposition 6.2. Consider a coherent system as in Proposition 6.1. Denote $\sup_{u \in [0, G(t)]} \frac{\phi(q(u))}{\phi(u)} = \eta_{1,u}$, where

$$\phi(q(u)) = \frac{g_T(G_T^{-1}(q(u)))}{G_T(t)} \left[G_T^{-1}(u) \log \left(\frac{g_T(G_T^{-1}(q(u)))}{G_T(t)} \right) \right]^2$$

and

$$\psi(q(u)) = G_T^{-1}(u) \frac{g_T(G_T^{-1}(q(u)))}{G_T(t)} \log \left(\frac{g_T(G_T^{-1}(q(u)))}{G_T(t)} \right).$$

Then, under the condition in (2.3), we obtain

$$\overline{\mathcal{V}\mathcal{E}}^y(T) \leq \frac{\eta_{1,u}}{G(t)} \overline{\mathcal{H}}^{\omega_2}(Y; t) + (\Lambda^*(t))^2 E[Y^2 | Y \leq t], \quad (6.7)$$

where $\overline{\mathcal{H}}^{\omega_2}(Y; t)$ is weighted past SE with weight $\omega_2(y) = \alpha y + \beta y^2$.

Proof. From (6.2) and using (2.3), we obtain

$$\begin{aligned}
\overline{\mathcal{V}\mathcal{E}}^y(T) &\leq \int_0^{G(t)} \frac{\phi(q(u))}{g(G^{-1}(u))} du \\
&\leq \left(\sup_{u \in [0, G(t)]} \frac{\phi(q(u))}{\phi(u)} \right) \int_0^{G(t)} \frac{\phi(u)}{g(G^{-1}(u))} du \\
&= \eta_{1,u} \int_0^t y^2 \frac{g(y)}{G(t)} \left(\log \left(\frac{g(y)}{G(t)} \right) \right)^2 dy \tag{6.8}
\end{aligned}$$

$$\begin{aligned}
&\leq \frac{\eta_{1,u}}{G(t)} \left[\int_0^t y^2 g(y) \left(\log(g(y)) \right)^2 dy + \left(\log(G(t)) \right)^2 \int_0^t y^2 g(y) dy \right] \\
&\leq \frac{\eta_{1,u}}{G(t)} \left[\int_0^t y^2 (-\alpha y - \beta) g(y) \log(g(y)) dy + \left(\log(G(t)) \right)^2 \int_0^t y^2 g(y) dy \right] \\
&= \frac{\eta_{1,u}}{G(t)} \overline{\mathcal{H}}^{\omega_2}(Y; t) + (\Lambda^*(t))^2 E[Y^2 | Y \leq t]. \tag{6.9}
\end{aligned}$$

Therefore, the proof is completed. ■

Next, we obtain an upper bound of the WPVE of coherent system in terms of WPVE and weighted past SE of the component.

Proposition 6.3. *Consider a coherent system as in Proposition 6.1. Denote $\sup_{u \in [0, G(t)]} \frac{\phi(q(u))}{\phi(u)} = \eta_{1,u}$, where*

$$\phi(q(u)) = \frac{g_T(G_T^{-1}(q(u)))}{G_T(t)} \left[G_T^{-1}(u) \log \left(\frac{g_T(G_T^{-1}(q(u)))}{G_T(t)} \right) \right]^2$$

and

$$\psi(q(u)) = G_T^{-1}(u) \frac{g_T(G_T^{-1}(q(u)))}{G_T(t)} \log \left(\frac{g_T(G_T^{-1}(q(u)))}{G_T(t)} \right).$$

Then,

$$\overline{\mathcal{V}\mathcal{E}}^y(T) \leq \eta_{1,u} \left\{ \overline{\mathcal{V}\mathcal{E}}^y(Y; t) + (\overline{\mathcal{H}}^y(Y; t))^2 \right\}.$$

Proof. The proof follows directly from (6.8). Hence, we omit the proof for brevity. ■

Proposition 6.4. *Consider a coherent system in Proposition 6.1. Assume that the components have PDF $g(y)$ with support S , such that $g(y) \geq L > 0 \forall y \in S$. Then, we obtain*

$$\overline{\mathcal{V}\mathcal{E}}^y(T) \leq \frac{1}{L} \int_0^{G(t)} \phi(q(u)) du,$$

$$\text{where } \phi(q(u)) = \frac{g_T(G_T^{-1}(q(u)))}{G_T(t)} \left[G_T^{-1}(u) \log \left(\frac{g_T(G_T^{-1}(q(u)))}{G_T(t)} \right) \right]^2.$$

Proof. From (2.1), we have

$$\overline{\mathcal{V}\mathcal{E}}^y(T) \leq \int_0^{G(t)} \frac{\phi(q(u))}{g(G^{-1}(u))} du \leq \frac{1}{L} \int_0^{G(t)} \phi(q(u)) du.$$

Therefore, the result is made. ■

Next, a comparative study is carried out between the proposed WPVE, past VE (due to Buono et al. (2022)), weighted past Rényi entropy (due to Nourbakhsh and Yari (2017)) and weight past SE (due to Di Crescenzo and Longobardi (2006)) for three different coherent systems with three components. Suppose T and Y denote the system's lifetime and component's lifetime with PDFs $g_T(\cdot)$ and $g(\cdot)$ and CDFs $G_T(\cdot)$ and $G(\cdot)$, respectively. The weighted past SE and weighted past Rényi entropy of T are

$$\overline{\mathcal{H}}^y(T) = - \int_0^{G(t)} \frac{\psi(q(u))}{g(G^{-1}(u))} du, \quad (6.10)$$

and

$$\overline{\mathcal{H}}_\alpha^y(T) = \frac{1}{1-\alpha} \log \int_0^1 \frac{\xi(q(u))}{g(G^{-1}(u))} du, \quad \alpha > 0 (\neq 1), \quad (6.11)$$

respectively. Further, the past VE of T is

$$\overline{\mathcal{V}\mathcal{E}}(T) = \int_0^{G(t)} \frac{\phi(q(u))}{g(G^{-1}(u))} du - \left(\int_0^{G(t)} \frac{\psi(q(u))}{g(G^{-1}(u))} du \right)^2, \quad (6.12)$$

where $\phi(q(u)) = \frac{g_T(G_T^{-1}(q(u)))}{G_T(t)} \left[G_T^{-1}(u) \log \left(\frac{g_T(G_T^{-1}(q(u)))}{G_T(t)} \right) \right]^2$, $\xi(q(u)) = \left(G_T^{-1}(u) \frac{g_T(G_T^{-1}(q(u)))}{G_T(t)} \right)^\alpha$ and $\psi(q(u)) = G_T^{-1}(u) \frac{g_T(G_T^{-1}(q(u)))}{G_T(t)} \log \left(\frac{g_T(G_T^{-1}(q(u)))}{G_T(t)} \right)$. Here, we consider the power distribution with CDF $G(y) = x^\beta$, $x > 0$, $\beta > 0$, as a baseline distribution (component lifetime) for illustrative purpose. We take three coherent systems: series system ($X_{1:3}$), 2-out-of-3 system ($X_{2:3}$), and parallel system ($X_{3:3}$) for evaluating the values of $\overline{\mathcal{V}\mathcal{E}}^y(T)$ in (6.2), $\overline{\mathcal{V}\mathcal{E}}(T)$ in (6.12), $\overline{\mathcal{H}}_\alpha^y(T)$ in (6.11), and $\overline{\mathcal{H}}^y(T)$ in (6.10). The numerical values of the WPVE, past VE, weighted past Rényi entropy, and weighted past SE for the series, 2-out-of-3, and parallel systems with $\alpha = 1.8$, $\beta = 0.2$ and $t = 0.5$ are presented in Table 8. As expected, from Table 8, we observe that the uncertainty values of the series system are maximum; and minimum for parallel system considering all information measures, validating the proposed WPVE.

7 Conclusions

In this work, we have introduced WPVE and discussed its various properties. Bounds of the WPVE have been obtained. Sometimes it is very tough to obtain explicit expression of the WPVE of a transformed RV. To overcome such difficulties, in this paper, we have

Table 8: The values of the WPVE, past varentropy (PVE), weighted past Rényi entropy (WPRE), and weighted past Shannon entropy (WPSE) for the series, 2-out-of-3, and parallel systems.

System	WPVE	PVE	WPRE	WPSE
Series ($X_{1:3}$)	0.016617	26.558290	8.212988	0.015058
2-out-of-3 ($X_{2:3}$)	0.014338	4.761798	4.942339	0.009428
Parallel ($X_{3:3}$)	0.001315	0.444444	2.931252	-0.081060

proposed a theorem, dealing with strictly monotone transformations. We have also introduced WPVE for PRHR model and explore some properties. Several examples have been considered for the purpose of illustration of the established theoretical results. Further, we proposed WPDE and WPDVE, and studied their several properties. It is observed that the WPDVE is a generalisation of the weighted varentropy and varentropy. The effectiveness of the WPDVE under affine transformations has been investigated. Lower and upper bounds of the WPDVE are derived. Furthermore, kernel-based non-parametric estimates for the WPVE and WPDVE have been proposed. A simulation study is carried out to see the performance of the proposed non-parametric estimates. In order to compare the non-parametric estimation method with the parametric estimation method, we have considered parametric estimation of both WPDE and WPDVE. It is noticed that the parametric estimation method provides a better result than the non-parametric estimation method in the terms of the AB and MSE values when the data are generated from exponential distribution. A real data set representing the average wind speed has been considered and analysed for the purpose of estimation of the WPVE. Finally, an application of the WPVE in reliability engineering has been provided.

Acknowledgements

The authors thank the Associate editor and referees for all their helpful comments and suggestions, which led to the substantial improvements. Shital Saha thanks the University Grants Commission (Award No. 191620139416), India, for financial assistantship to carry out this research work. The two authors thank the research facilities provided by the Department of Mathematics, National Institute of Technology Rourkela, India.

Abbreviations

RV: Random variable

PDF: Probability density function

IC: Information content
SE: Shannon entropy
VE: Varentropy
MSE: Mean squared error
RVE: Residual varentropy
CDF: Cumulative distribution function
PVE: Past varentropy
WVE: Weighted varentropy
WPSE: Weighted past Shannon entropy
WRVE: Weighted residual varentropy
WPVE: Weighted past varentropy
WPRE: Weighted past Rényi entropy
PRHR: Proportional reversed hazard rate
WPDE: Weighted paired dynamic entropy
WPDVE: Weighted paired dynamic varentropy entropy
AB: Absolute bias
CRHR: Cumulative reversed hazard rate
VPL: Variance past lifetime
MPL: Mean past lifetime
MRL: Mean residual lifetime
VRL: Variance residual lifetime
GMB-II: Gumbel-II
GXE: Generalised X-exponential
EXP: Exponential
lnL: Log-likelihood criterion
AIC: Akaike's information criterion

BIC: Bayesian information criterion

MLE: Maximum likelihood estimate

References

- Alizadeh Noughabi, H. and Shafaei Noughabi, M. (2023). Varentropy estimators with applications in testing uniformity, *Journal of Statistical Computation and Simulation*. **93**(15), 2582–2599.
- Andersen, P. K., Borgan, O., Gill, R. D. and Keiding, N. (2012). *Statistical models based on counting processes*, Springer Science & Business Media.
- Balakrishnan, N., Barmalzan, G., Haidari, A. and Najafabadi, A. T. P. (2018). Necessary and sufficient conditions for stochastic orders between $(n-r+1)$ -out-of- n systems in proportional hazard (reversed hazard) rates model, *Communications in Statistics-Theory and Methods*. **47**(23), 5854–5866.
- Best, D. J., Rayner, J. C. and Thas, O. (2010). Easily applied tests of fit for the Rayleigh distribution, *Sankhya B*. **72**, 254–263.
- Bobkov, S. and Madiman, M. (2011). Concentration of the information in data with log-concave distributions, *Annals of Probability*. **39**, 1528–1543.
- Buono, F., Longobardi, M. and Pellerey, F. (2022). Varentropy of past lifetimes, *Mathematical Methods of Statistics*. **31**(2), 57–73.
- Burbea, J. and Rao, C. (1982). On the convexity of some divergence measures based on entropy functions, *IEEE Transactions on Information Theory*. **28**(3), 489–495.
- Cacoullos, T. and Papathanasiou, V. (1989). Characterizations of distributions by variance bounds, *Statistics & Probability Letters*. **7**(5), 351–356.
- Calì, C., Longobardi, M. and Navarro, J. (2020). Properties for generalized cumulative past measures of information, *Probability in the Engineering and Informational Sciences*. **34**(1), 92–111.
- Cover, T. and Thomas, J. (1991). *Elements of information theory*, John Wiley & Sons.
- Di Crescenzo, A., Kayal, S. and Meoli, A. (2021). Fractional generalized cumulative entropy and its dynamic version, *Communications in Nonlinear Science and Numerical Simulation*. **102**, 105899.
- Di Crescenzo, A. and Longobardi, M. (2002). Entropy-based measure of uncertainty in past lifetime distributions, *Journal of Applied probability*. **39**(2), 434–440.
- Di Crescenzo, A. and Longobardi, M. (2006). On weighted residual and past entropies, *Scientiae Mathematicae Japonicae*. **64**(3), 255–266.
- Di Crescenzo, A. and Longobardi, M. (2009). On cumulative entropies, *Journal of Statistical Planning and Inference*. **139**(12), 4072–4087.
- Di Crescenzo, A. and Paolillo, L. (2021). Analysis and applications of the residual varentropy of random lifetimes, *Probability in the Engineering and Informational Sciences*. **35**(3), 680–698.
- Ebrahimi, N. and Pellerey, F. (1995). New partial ordering of survival functions based on the notion of uncertainty, *Journal of Applied probability*. **32**(1), 202–211.
- Finkelstein, M. S. (2002). On the reversed hazard rate, *Reliability Engineering & System Safety*. **78**(1), 71–75.
- Fradelizi, M., Madiman, M. and Wang, L. (2016). Optimal concentration of information content for log-concave densities, *High Dimensional Probability VII: The Cargèse Volume*, Springer, pp. 45–60.
- Gupta, R. C., Gupta, P. L. and Gupta, R. D. (1998). Modeling failure time data by lehman alternatives, *Communications in Statistics-Theory and methods*. **27**(4), 887–904.
- Gupta, R. C. and Gupta, R. D. (2007). Proportional reversed hazard rate model and its applications, *Journal of statistical planning and inference*. **137**(11), 3525–3536.
- Hammer, D., Romashchenko, A., Shen, A. and Vereshchagin, N. (2000). Inequalities for shannon entropy and kolmogorov complexity, *Journal of Computer and System Sciences*. **60**(2), 442–464.

- Kharazmi, O. and Balakrishnan, N. (2021). Informational properties of transmuted distributions, *Filomat*. **35**(13), 4287–4303.
- Klein, I., Mangold, B. and Doll, M. (2016). Cumulative paired φ -entropy, *Entropy*. **18**(7), 248.
- Kontoyiannis, I. (1997). Second-order noiseless source coding theorems, *IEEE Transactions on Information Theory*. **43**(4), 1339–1341.
- Kontoyiannis, I. and Verdú, S. (2014). Optimal lossless data compression: Non-asymptotics and asymptotics, *IEEE Transactions on Information Theory*. **60**(2), 777–795.
- Li, X. and Li, Z. (2008). A mixture model of proportional reversed hazard rate, *Communications in Statistics—Theory and Methods*. **37**(18), 2953–2963.
- Maadani, S., GR, M. B. and AH, R. R. (2020). A new generalized varentropy and its properties, *Ural Mathematical Journal*. **6**(1 (10)), 114–129.
- Maadani, S., Mohtashami Borzadaran, G. R. and Rezaei Roknabadi, A. (2022). Varentropy of order statistics and some stochastic comparisons, *Communications in Statistics-Theory and Methods*. **51**(18), 6447–6460.
- Mahdy, M. (2016). Further results related to variance past lifetime class & associated orderings and their properties, *Physica A: Statistical Mechanics and its Applications*. **462**, 1148–1160.
- Nanda, A. K. and Das, S. (2011). Dynamic proportional hazard rate and reversed hazard rate models, *Journal of Statistical Planning and Inference*. **141**(6), 2108–2119.
- Navarro, J., del Águila, Y., Sordo, M. A. and Suárez-Llorens, A. (2013). Stochastic ordering properties for systems with dependent identically distributed components, *Applied Stochastic Models in Business and Industry*. **29**(3), 264–278.
- Nourbakhsh, M. and Yari, G. (2017). Weighted renyi’s entropy for lifetime distributions, *Communications in Statistics-Theory and Methods*. **46**(14), 7085–7098.
- Parzen, E. (1962). On estimation of a probability density function and mode, *The Annals of Mathematical Statistics*. **33**(3), 1065–1076.
- Popović, B. V., Genç, A. İ. and Domma, F. (2022). Generalized proportional reversed hazard rate distributions with application in medicine, *Statistical Methods & Applications*. **31**, 459–480.
- Rao, M., Chen, Y., Vemuri, B. C. and Wang, F. (2004). Cumulative residual entropy: a new measure of information, *IEEE transactions on Information Theory*. **50**(6), 1220–1228.
- Raqab, M. Z., Bayoud, H. A. and Qiu, G. (2022). Varentropy of inactivity time of a random variable and its related applications, *IMA Journal of Mathematical Control and Information*. **39**(1), 132–154.
- Rosenblatt, M. (1956). Remarks on some nonparametric estimates of a density function, *The Annals of Mathematical Statistics*. **27**, 832–837.
- Saha, S. and Kayal, S. (2023). Extended fractional cumulative past and paired ϕ -entropy measures, *Physica A: Statistical Mechanics and its Applications*. **614**, 128552.
- Saha, S. and Kayal, S. (2024). Weighted (residual) varentropy and its applications, *Journal of Computational and Applied Mathematics*. **442**, 115710.
- Saha, S., Kayal, S. and Balakrishnan, N. (2024). Different informational characteristics of cubic transmuted distributions, *Brazilian Journal of Probability and Statistics*. **38**(2), 193–214.
- Shannon, C. E. (1948). A mathematical theory of communication, *The Bell System Technical Journal*. **27**(3), 379–423.
- Sharma, A. and Kundu, C. (2023). Varentropy of doubly truncated random variable, *Probability in the Engineering and Informational Sciences*. **37**(3), 852–871.
- Sharma, A. and Kundu, C. (2024). On stochastic properties of past varentropy with applications, *Applications of Mathematics*. **69**(3), 373–394.
- Toomaj, A., Sunoj, S. and Navarro, J. (2017). Some properties of the cumulative residual entropy of coherent and mixed systems, *Journal of Applied Probability*. **54**(2), 379–393.