

# Behind the Myth of Exploration in Policy Gradients

Adrien Bolland<sup>1</sup> Gaspard Lambrechts<sup>1</sup> Damien Ernst<sup>1</sup>

## Abstract

Policy-gradient algorithms are effective reinforcement learning methods for solving control problems. To compute near-optimal policies, it is essential in practice to include exploration terms in the learning objective. Although the effectiveness of these terms is usually justified by an intrinsic need to explore environments, we propose a novel analysis with the lens of numerical optimization. Two criteria are introduced on the learning objective and two others on its stochastic gradient estimates, and are afterwards used to discuss the quality of the policy after optimization. The analysis sheds the light on two separate effects of exploration techniques. First, they make it possible to smooth the learning objective and to eliminate local optima while preserving the global maximum. Second, they modify the gradient estimates, increasing the probability that the stochastic parameter updates eventually provide an optimal policy. These effects are illustrated empirically on exploration strategies based on entropy bonuses, highlighting their limitations and opening avenues for future works in the design and analysis of such strategies.

## 1. Introduction

Many practical problems require making sequential decisions in environments. Reinforcement learning (RL) is a framework for solving such decision-making problems that has been successful on complex tasks, including playing games (Mnih et al., 2015; Silver et al., 2017), operating power systems (Aittahar et al., 2024), controlling robots (Kalashnikov et al., 2018), or interacting with electricity markets (Boukas et al., 2021).

Reinforcement learning algorithms interact with an environment to gather information about this environment, which in turn enables to compute and follow an optimal policy.

<sup>1</sup>Montefiore Institute, University of Liège, Belgium. Correspondence to: Adrien Bolland <adrien.bolland@uliege.be>.

This creates a trade-off between exploration and exploitation. In short, in order to eventually compute a good policy, it is necessary to obtain additional information about the environment by taking actions that are likely not optimal. In algorithms where the trade-off is explicit, exploration is well-understood and has been the subject of many works (Dann et al., 2017; Azar et al., 2017; Neu & Pike-Burke, 2020). In policy-gradient algorithms, one can most often not distinguish exploration from exploitation. Nevertheless, a main theoretical requirement to converge towards globally (or even locally) optimal solutions is that policies remain sufficiently stochastic during the learning procedure (Bhandari & Russo, 2019; Bhatt et al., 2019; Agarwal et al., 2020; Zhang et al., 2021a; Bedi et al., 2022). Interestingly, neither softmax nor Gaussian policies guarantee enough stochasticity for ensuring (fast) convergence (Mei et al., 2020; 2021; Bedi et al., 2022). This requirement of stochasticity in policy-gradient algorithms is often abusively called exploration and understood as the need to infinitely sample all states and actions.

Practitioners have tried to meet the theoretical requirement of sufficient randomness of policies in policy gradient via reward-shaping strategies, whereby a learning objective that promotes or hinders behaviors by providing reward bonuses for some states and actions is optimized as a surrogate to the return of the policy. These bonuses typically promote actions that reduce the uncertainty of the agent about its environment (Pathak et al., 2017; Burda et al., 2018; Zhang et al., 2021c), or that maximize the entropy of states and/or actions (Williams & Peng, 1991; Bellemare et al., 2016; Haarnoja et al., 2019; Hazan et al., 2019; Lee et al., 2019; Islam et al., 2019; Guo et al., 2021; Zhang et al., 2021b). Optimizing a surrogate objective is particularly effective for solving tasks with complex dynamics and reward functions, or with sparse rewards.

The differences between theory and practical implementations of exploration has led to common folklore seeking to provide intuition for the efficiency of policy-gradient methods. This work is part of the research line that studies the maximization of practical surrogate learning objective functions from a mathematical optimization perspective. Close to our work, studies of the learning objective with entropy regularization (an exploration-based reward shaping technique where the entropy of the policy is added in the learning

objective) were conducted. It includes the study by Ahmed et al. (2019) concluding that it helps to provide smooth learning objective functions. The same exploration strategy was reinterpreted as a robust optimization method by Husain et al. (2021) and equivalently as a two-player game by Brekelmans et al. (2022). Bolland et al. (2023) furthermore argued that optimizing an entropy regularized objective is equivalent to optimizing the return of another policy with larger variance. More general studies on the learning dynamics have focused on the influence of baselines in policy gradient (Chung et al., 2021), and reward-shaping strategies that do not modify the learning objective, called potential based (Ng et al., 1999; Wiewiora et al., 2003; Harutyunyan et al., 2015; Forbes et al., 2024). All these studies are too restrictive and the literature lacks unified explanations and interpretations about exploration in policy gradients.

Before delving into our contributions, we recall that the convergence of stochastic ascent methods is driven by the objective function and how the ascent directions are estimated. First, the objective function shall be (pseudo) concave to find its global maximum (Bottou, 1998). Second, the convergence rate is influenced by the distribution of the stochastic ascent estimates (Chen & Luss, 2018; Ajalloeian & Stich, 2020). In this paper, we rigorously study policy-gradient methods with exploration-based reward shaping through the lens of these two optimization theory aspects. To that end, we first introduce two new criteria that relate the return of a policy to the learning objective with exploration bonuses, and their respective optima. Second, we introduce two additional criteria on the distribution of the gradient estimates of the learning objective and their likelihood of providing directions in which the learning objective and the return increase. Importantly, these criteria are general to any reward-shaping strategy, and highlight the importance of reward shaping that modify the optimal control behavior, in opposition to the literature on potential-based reward shaping. The influence of some exploration bonuses are illustrated and discussed in the light of these four criteria. In practice, finding good exploration strategies is problem specific and we thus introduce a general framework for the study and interpretation of exploration in policy-gradient methods instead of trying to find the best exploration method for a given task.

The paper is organized as follows. In Section 2, we provide the background about policy gradients and exploration. Section 3 focuses on the effect of exploration on the learning objective while Section 4 is dedicated to the effect on the gradient estimates used in the policy-gradient algorithms<sup>1</sup>. Conclusions and future works are discussed in Section 5.

<sup>1</sup>Experimental details and implementations can be found at <https://github.com/adrienBolland/micro-rl-lib>.

## 2. Background

In this section, we introduce Markov decision processes and policy gradients with intrinsic exploration.

### 2.1. Markov Decision Processes

We study problems in which an agent makes sequential decisions in a stochastic environment (Sutton & Barto, 2018). The environment is modeled with an infinite-time Markov decision process (MDP) composed of a state space  $\mathcal{S}$ , an action space  $\mathcal{A}$ , an initial state distribution with density  $p_0$ , a transition distribution (modeling the dynamics) with conditional density  $p$ , a bounded reward function  $\rho$ , and a discount factor  $\gamma \in [0, 1)$ . When an agent interacts with the MDP, first, an initial state  $s_0 \sim p_0(\cdot)$  is sampled, then, the agent provides at each time step  $t$  an action  $a_t \in \mathcal{A}$  leading to a new state  $s_{t+1} \sim p(\cdot|s_t, a_t)$ . Such a sequence of states and actions  $h_t = (s_0, a_0, \dots, s_{t-1}, a_{t-1}, s_t) \in \mathcal{H}$  is called a history and  $\mathcal{H}$  is the set of all histories of any arbitrary length. In addition, after an action  $a_t$  is executed, a reward  $r_t = \rho(s_t, a_t) \in \mathbb{R}$  is observed.

A policy  $\pi \in \Pi = \mathcal{S} \rightarrow \mathcal{P}(\mathcal{A})$  is a mapping from the state space  $\mathcal{S}$  to the set of probability measures on the action space  $\mathcal{P}(\mathcal{A})$ , where  $\pi(a|s)$  is the associated conditional probability density of action  $a$  in state  $s$ . The function  $J : \Pi \rightarrow \mathbb{R}$  is defined as the function mapping any policy  $\pi$  to the expected discounted sum of rewards gathered by an agent interacting in the MDP by sampling actions from the policy  $\pi$ . We call return of the policy  $\pi$  the value provided by that function

$$J(\pi) = \frac{1}{1 - \gamma} \mathbb{E}_{s \sim d^{\pi, \gamma}(\cdot), a \sim \pi(\cdot|s)} [\rho(s, a)] , \quad (1)$$

where  $d^{\pi, \gamma}(\cdot)$  is the discounted state-visitation probability (Manné, 1960). In reinforcement learning, we seek to find an optimal policy  $\pi^*$  maximizing the expected discounted sum of rewards  $J$ .

### 2.2. Policy-Gradient Algorithms

Policy-gradient algorithms (locally) optimize a parameterized policy  $\pi_\theta$  to find the optimal parameter  $\theta^*$  for which the return of the policy  $J(\pi_{\theta^*})$  is maximized. Naively maximizing the return may provide sub-optimal results. This problem is mitigated in practice with exploration strategies, which consist in optimizing a surrogate learning objective  $L$  that intrinsically encourages certain behaviors. In this work, we consider reward-shaping strategies where the expected discounted sum of rewards is extended by  $K$  additional reward terms  $\rho_i^{int}$ , called intrinsic motivation terms, and

optimize the learning objective

$$L(\theta) = \frac{1}{1 - \gamma} \mathbb{E}_{\substack{s \sim d^{\pi_{\theta}, \gamma}(\cdot) \\ a \sim \pi_{\theta}(\cdot|s)}} \left[ \rho(s, a) + \sum_{i=0}^{K-1} \lambda_i \rho_i^{\text{int}}(s, a) \right] \\ = J(\pi_{\theta}) + J^{\text{int}}(\pi_{\theta}), \quad (2)$$

where  $\lambda_i$  are non-negative weights for each intrinsic reward and where  $J^{\text{int}}(\pi_{\theta})$  is the intrinsic return of the policy. The parameter maximizing the learning objective is denoted by  $\theta^{\dagger}$ , which we distinguish from the optimal policy parameter  $\theta^*$ . Most of the intrinsic motivation terms can be classified in the two following groups.

**Uncertainty-based motivations.** It is common to provide bonuses for performing actions that reduce the uncertainty of the agent about its environment (Pathak et al., 2017; Burda et al., 2018; Zhang et al., 2021c). The intrinsic motivation terms are then proportional to the prediction errors of a model of the MDP dynamics. The latter model is usually learned.

**Entropy-based motivations.** It is also common to provide bonuses for visiting states and/or playing actions that are less likely in histories (Haarnoja et al., 2019; Hazan et al., 2019). In this work, we focus on two of these bonuses

$$\rho^s(s, a) = -\log d^{\pi_{\theta}, \gamma}(\phi(s)) \quad (3)$$

$$\rho^a(s, a) = -\log \pi_{\theta}(a|s), \quad (4)$$

where  $\phi(s)$  is a feature built from the state  $s$ . The corresponding intrinsic returns are maximized for policies that visit uniformly every feature, and for policies with uniformly distributed actions in each state, respectively. Note that these rewards require to estimate the distribution over the states and/or actions. Furthermore, they implicitly depend on the policy parameter  $\theta$ . The second technique is usually referred to as entropy regularization.

In this work, we consider on-policy policy-gradient algorithms, which were among others reviewed by (Duan et al., 2016) and (Andrychowicz et al., 2020). These algorithms optimize differentiable parameterized policies with gradient-based local optimization. They iteratively approximate an ascent direction  $\hat{d}$  relying on histories sampled from the policy in the MDP and update the parameters in the ascent direction, or in a combination of the previous ascent directions (Hintton et al., 2012; Kingma & Ba, 2014). For the sake of simplicity and without loss of generality, we consider that the ascent direction  $\hat{d}$  is composed of the sum of an estimate of the gradient of the return  $\hat{g} \approx \nabla_{\theta} J(\pi_{\theta})$  and an estimate of the gradient of the intrinsic return  $\hat{i} \approx \nabla_{\theta} J^{\text{int}}(\pi_{\theta})$ . In practice, the first is usually unbiased while the second is computed neglecting some partial derivatives of  $\theta$  and is thus biased, typically neglecting the influence of the policy on the intrinsic reward.

### 3. Study of the Learning Objective

In this section, we study the influence of the exploration terms on the learning objective defined in equation (2). We define two criteria under which the learning objective can be globally optimized by ascent methods, and such that the solution is close to an optimal policy. We then graphically illustrate how exploration modifies the learning objective to remove local extrema.

#### 3.1. Policy-Gradient Learning Objective

Policy-gradient algorithms using exploration maximize the learning objective function  $L$ , as defined in equation (2). We introduce two criteria related to this learning objective for studying the performance of the policy-gradient algorithm. First, we say that a learning objective  $L$  is  $\epsilon$ -coherent when its global maximum is in an  $\epsilon$ -neighborhood of the return of an optimal policy. Second, we call learning objectives that have a unique maximum and no other stationary point pseudoconcave.

**Coherence criterion.** A learning objective  $L$  is  $\epsilon$ -coherent if, and only if,

$$J(\pi_{\theta^*}) - J(\pi_{\theta^{\dagger}}) \leq \epsilon, \quad (5)$$

where  $\theta^* \in \operatorname{argmax}_{\theta} J(\pi_{\theta})$  and where  $\theta^{\dagger} \in \operatorname{argmax}_{\theta} L(\theta)$ .

**Pseudoconcavity criterion.** A learning objective  $L$  is pseudoconcave if, and only if,

$$\exists! \theta^{\dagger} : \nabla L(\theta^{\dagger}) = 0 \wedge L(\theta^{\dagger}) = \max_{\theta} L(\theta). \quad (6)$$

If the pseudoconcavity criterion is respected, there is a single optimum, and it is thus possible to globally optimize the learning objective function by (stochastic) gradient ascent (Bottou, 2010)<sup>2</sup>. If the learning objective is furthermore  $\epsilon$ -coherent, the latter solution is also a near-optimal policy, where  $\epsilon$  is the bound on the suboptimality of its return.

Let us finally remind a theorem from Ng et al. (1999).

**Consistency Theorem.** The learning objective  $L$  is  $\epsilon$ -coherent, with  $\epsilon = 0$ , in any MDP with state space  $\mathcal{S}$ , action space  $\mathcal{A}$  and factor  $\gamma$ , if, and only if,  $J(\theta) = L(\theta)$  for all  $\theta$ . The intrinsic rewards are furthermore potential based.

This theorem states that there is no MDP-agnostic exploration method that guarantees consistency with  $\epsilon$  equal to zero and that modifies the objective function. This type of exploration is only possible with potential-based reward shaping (Ng et al., 1999). In conclusion, if the return is not pseudoconcave, there is a trade-off between the two criteria, which can not be resolved by potential-based exploration.

<sup>2</sup>For the sake of keeping discussions simple, the definition of pseudoconcavity is simplified (Mangasarian, 1975), and additional assumptions on the stochastic gradient estimates are neglected.

### 3.2. Illustration of the Effect of Exploration on the Learning Objective

Exploration is of paramount importance in environments with complex dynamics and reward functions, where many locally optimal policies may exist (Lee et al., 2019; Liu & Abbeel, 2021; Zhang et al., 2021b). In the following, we first define such an environment and a policy parameterization that will serve as an example to illustrate the effect of exploration on the optimization process. For the sake of the analysis, we then represent the learning objectives associated to different exploration strategies, and depict their global and local optima. Learning objectives with a single optimum respect the pseudoconcavity criterion. In addition, we represent the neighborhood  $\Omega$  of the optimal policy parameters, such that any learning objective with its global maximum within this region is coherent for a given  $\epsilon$ . In light of the coherence and the pseudoconcavity criteria, we finally elaborate on the policy parameter computed by stochastic gradient ascent algorithms.

We consider the environment illustrated in Figure 1a where a car moves in a valley (Bolland et al., 2023). We denote by  $x$  and  $v$  the position and speed of the car, both composing its state  $s = (x, v)$ . The valley contains two separate low points, positioned in  $x_{\text{initial}} = -3$  and  $x_{\text{target}} = 3$ , separated by a peak. The car starts at rest  $v_0 = 0$  at the highest low point  $x_0 = x_{\text{initial}}$  and receives rewards proportional to the depth of the valley at its current position. The reward function is provided in Figure 1b. We consider a policy  $\pi_{K,\sigma}(a|s) = \mathcal{N}(a|\mu_K(s), \sigma)$ , namely a normally disturbed proportional controller with  $\mu_K(s) = K \times (x - x_{\text{target}})$ , parameterized by the vector  $\theta = (K, \sigma)$ . Figure 1c illustrates the contour map of the return of the policy as a function of the parameters  $K$  and  $\sigma$ . The optimal parameters are represented by black dots and correspond to policies that drive the car to pass the peak and reach the lowest valley point in  $x_{\text{target}}$ . The green area represents the set of parameters  $\Omega = \{\theta' | \max_{\theta} J(\pi_{\theta}) - J(\pi_{\theta'}) \leq \epsilon\}$  for  $\epsilon = 1$ .

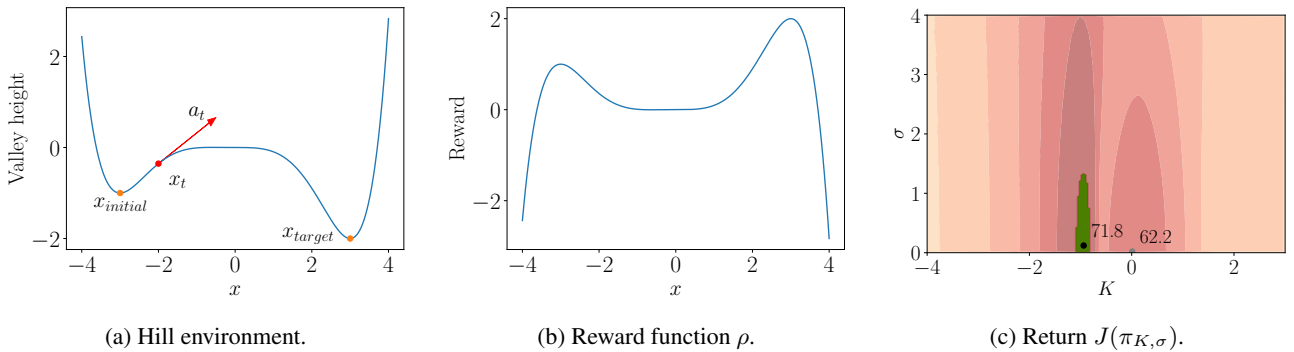


Figure 1: Illustration of the *hill environment* in Figure 1a and its reward function in Figure 1b. In Figure 1c, the return of the policy  $\pi_{K,\sigma}$  with the global and local maximum represented in black and grey, together with their respective return values.

Figure 2 illustrates the learning objective with the intrinsic rewards  $\rho^s(s, a) = -\log d^{\pi_{K,\sigma}, \gamma}(\phi(s))$ , from equation (3), and  $\rho^a(s, a) = -\log \pi_{K,\sigma}(a|s)$ , from equation (4), for different values of the corresponding weights  $\lambda_s$  and  $\lambda_a$ . Here, the feature is the position in the valley  $\phi(s) = x$ . First, we observe that for weights approaching zero, the parameter  $\theta^\dagger$  maximizing the learning objective, represented by a black dot, corresponds to a policy with a high return. More precisely, it is in the green set  $\Omega$  such that  $\epsilon$ -coherence is guaranteed for the value  $\epsilon = 1$ . Larger weights require larger values of  $\epsilon$  for guaranteeing the  $\epsilon$ -coherence criterion. Nevertheless, when increasing the weights, we observe that the learning objective eventually becomes pseudoconcave. There appears to be a trade-off between the two criteria. In Figure 2b, we observe that in this environment, there is a learning objective that respects the pseudoconcavity criterion and the  $\epsilon$ -coherence criterion for  $\epsilon = 1$ . Indeed, there is a single global maximum in Figure 2b represented by a black dot that is furthermore part of the set  $\Omega$ .

Shaping the reward function with an exploration strategy based on the state-visitation entropy appears to be a good solution for optimizing the policy. However, a notable drawback is that the reward depends on the policy and its (gradient) computation requires to estimate a complex probability measure. In this example, the intrinsic reward function itself was estimated by Monte-Carlo sampling for every parameter, which would not scale for complex problems and requires approximations and costly evaluation strategies (Islam et al., 2019). In Appendix A we present an alternative problem-dependent intrinsic reward, independent of the policy parameters and thus simple to compute efficiently, that still respects the pseudoconcavity and  $\epsilon$ -coherence criteria, and in Appendix B we extend the study to more complex environments from the MiniGrid library (Chevalier-Boisvert et al., 2023) where the policy is a deep neural network and the state-visitation probability is approximated.



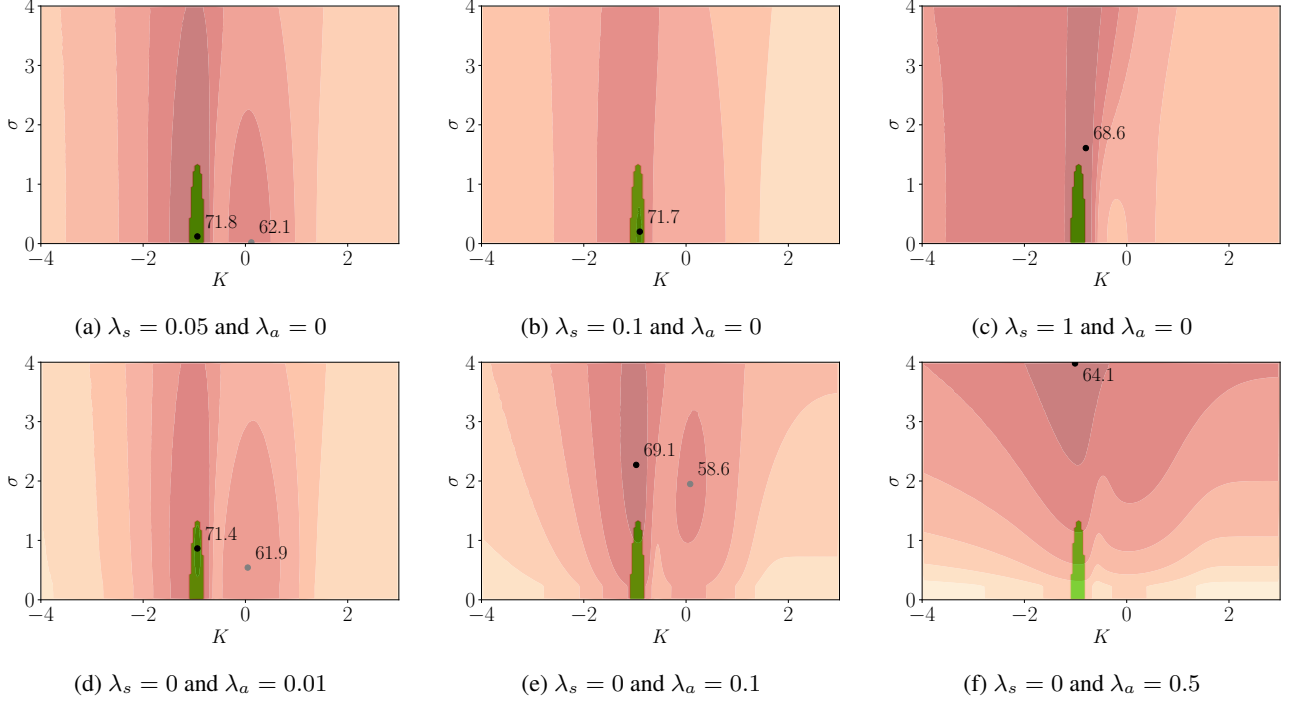


Figure 2: Contour map of (scaled) learning objective functions for different values of  $\lambda_s$  and  $\lambda_a$ . The darker the map, the larger the learning objective value. The green area represents the set  $\Omega = \{\theta' | \max_{\theta} J(\pi_{\theta}) - J(\pi_{\theta'}) \leq \epsilon = 1\}$ , such that when the parameter maximizing the learning objective is part of  $\Omega$ , then the learning objective function is  $\epsilon$ -coherent with  $\epsilon = 1$ . The black dot is the parameter  $\theta^\dagger$  globally maximizing the learning objective and the grey dot is the local (non-global) maximum of the learning objective if it exists. Both are labeled with the return values of the corresponding policies.

The observations suggest that well-chosen exploration strategies can lead to learning objective functions that satisfy the two criteria defined in the previous section, thereby guaranteeing that policies suboptimal by at most  $\epsilon$  can be computed by local optimization. When designing exploration strategies, it is essential to keep in mind that we modify the learning objective for the algorithms to converge to optimal policy parameters, which can be achieved when both criteria are respected. While strategies such as enforcing entropy can be effective in some environments, they are only heuristic strategies and not to be relied upon exclusively. Furthermore, as illustrated, both criteria may be subject to a trade-off. In more complex environments, an efficient exploration strategy may require to balance both criteria, e.g., through a schedule on the learning objective weights.

## 4. Study of the Ascent Direction Distribution

Optimizing pseudoconcave functions with stochastic ascent methods are guaranteed to converge (at a certain rate) under assumptions on the distribution of the gradient estimates at hand (Bottou, 2010; Chen & Luss, 2018; Ajalloeian & Stich, 2020). In this section, we study the influence of the exploration terms on this distribution in the context of policy gradients. More precisely, we study the probability of improving the learning objective and the return with stochastic ascent steps. Intuitively, they shall be sufficiently large for the algorithm to be efficient. We formalize this intuition and illustrate how exploration strategies can increase these probabilities, leading to more efficient algorithms.

### 4.1. Policy-Gradient Estimated Ascent Direction

In general, gradient ascent algorithms update parameters in a direction  $\hat{d}$  in order to locally improve an objective function  $f$ . The quality of these algorithms can therefore be studied (for a small step size  $\alpha \rightarrow 0$ ) through the random variable representing the quantity by which the objective increases for each  $\theta$

$$X = f(\theta + \alpha \hat{d}) - f(\theta) = \alpha \langle \hat{d}, \nabla_{\theta} f(\theta) \rangle, \quad (7)$$

where  $\langle \cdot, \cdot \rangle$  is the Euclidean scalar product. This variable depends on the random event  $\hat{d}$  estimated by Monte-Carlo simulations in practice.

The (asymptotic) convergence of a gradient ascent algorithm is usually studied by bounding the expectation of  $X$ . Such bounds depend, among others, on the expectation of  $\hat{d}$ , which equals  $\nabla_{\theta} f(\theta)$  when unbiased, and depend on the variance of  $\hat{d}$ , which deteriorates the expected convergence rate. Finding rates depending on the algorithm is an active field of research. In parallel, a slightly more general problem is to quantify if the expectation of  $X$  is driven by rare events. Intuitively, an algorithm with unbiased gradient estimates has positive expected improvements  $\mathbb{E}[X] > 0$ , and should theoretically converge, but may be inefficient in practice if positive events  $X > 0$  rarely occur. We illustrate in the next section that this phenomenon makes reinforcement learning in sparse-reward environments particularly hard. To the best of our knowledge, no existing result fits to the study of policy gradients. We therefore introduce two new criteria on the probability of improvement  $P(X > 0)$ , which we empirically validate afterwards.

First, we define an exploration strategy as  $\delta$ -efficient if, and only if, following the ascent direction  $\hat{d} \approx \nabla_{\theta} L(\theta)$  has a probability at least  $\delta$  to increasing the learning objective  $L(\theta)$  almost everywhere. Second, an exploration strategy is  $\delta$ -attractive if, and only if, there exists a neighborhood of  $\theta^{\dagger}$  containing the parameter  $\theta^{int}$  maximizing the intrinsic return  $J^{int}$ , where the probability of increasing the return by following  $\hat{d}$  is almost everywhere at least equal to  $\delta$ . Note that each probability measure and random variable is a function of  $\theta$ , which we do not explicitly write for the sake of keeping notations simple.

**Efficiency criterion.** An exploration strategy is  $\delta$ -efficient if, and only if,

$$\forall^{\infty} \theta : \mathbb{P}(D > 0) \geq \delta, \quad (8)$$

where  $D = \langle \hat{d}, \nabla_{\theta} L(\theta) \rangle$ .

**Attraction criterion.** An exploration strategy is  $\delta$ -attractive if, and only if,

$$\exists B(\theta^{\dagger}) : \theta^{int} \in B(\theta^{\dagger}), \quad (9)$$

such that

$$\forall^{\infty} \theta \in B(\theta^{\dagger}) : \mathbb{P}(G > 0) \geq \delta, \quad (10)$$

where  $\theta^{int} = \operatorname{argmax}_{\theta} J^{int}(\pi_{\theta})$ ,  $B(\theta^{\dagger})$  is a ball centered in  $\theta^{\dagger}$ , and  $G = \langle \hat{d}, \nabla_{\theta} J(\pi_{\theta}) \rangle$ .

The efficiency criterion quantifies how often a stochastic gradient ascent step improves the learning objective. The larger, the better the learning objective and its stochastic ascent direction approximations. The rationale behind the attraction

criterion is that in many exploration strategies, the intrinsic reward is dense, and it is then presumably easy to optimize the intrinsic return in the sense that  $\mathbb{P}(\langle \hat{d}, \nabla_{\theta} J^{int}(\pi_{\theta}) \rangle > 0)$  is large. It implies that it is easy to locally improve the learning objective by (solely) increasing the value of the intrinsic motivation terms. It furthermore implies that policy-gradient algorithms may be subject to converging towards  $\theta^{int}$  rather than  $\theta^{\dagger}$  when  $\mathbb{P}(\langle \hat{d}, \nabla_{\theta} J(\pi_{\theta}) \rangle > 0)$  is small. If the criterion is respected for large  $\delta$ , the latter is less likely to happen as policy gradients will eventually tend to improve the return of the policy if the parameter approaches  $\theta^{int}$  and enters the ball  $B(\theta^{\dagger})$ ; eventually converging towards  $\theta^{\dagger}$ .

These two new criteria on  $\hat{d}$  are independent of the previous ones on  $L$ , which only captured the quality of the deterministic learning objective functions. In the particular cases where the learning objectives  $L$  are  $\epsilon$ -coherent, for  $\epsilon = 0$ , and pseudoconcave, e.g., with potential-based intrinsic rewards, only the distribution of estimates  $\hat{d}$  can explain why some algorithms succeed and others fail. Finally, the value of  $\delta$  in the new criteria we introduce can be related to the variance of the estimate  $\hat{d}$  under some assumptions, e.g., with Cantelli's concentration inequalities.

## 4.2. Illustration of the Effect of Exploration on the Estimated Ascent Direction

Exploration is usually promoted and tested for problems where the reward function is sparse, typically in maze-environments (Islam et al., 2019; Liu & Abbeel, 2021; Guo et al., 2021). In this section, we first introduce a new maze-environment with sparse rewards where we illustrate the influence of exploration on the gradient estimates of the learning objective. To this end, we present two learning objective functions and elaborate on the influence of exploration on the performance of policy-gradient algorithms in the light of the efficiency and attraction criteria.

Let us consider a maze-environment consisting of a horizontal corridor composed of  $S \in \mathbb{N}$  tiles. The state of the environment is the index of the tile  $s \in \{1, \dots, S\}$ , and the actions consist in going left  $a = -1$  or right  $a = +1$ . When an action is taken, the agent stays idle with probability  $p = 0.7$ , and moves with probability  $1 - p = 0.3$  in the direction indicated by the action, then  $s' = \min(S, \max(1, s + a))$ . The agent starts in state  $s = 1$  and the target state  $s = S = 15$  is absorbing. Zero rewards are observed except when the agent reaches the target state where a reward  $r = 100$  is observed. A discount factor of  $\gamma = 0.99$  is considered. Finally, we study the policy going with probability  $\theta$  to the right and probability  $1 - \theta$  to the left, and with density

$$\pi_{\theta}(a|s) = \begin{cases} \theta & \text{if } a = 1 \\ 1 - \theta & \text{if } a = -1 \end{cases}. \quad (11)$$

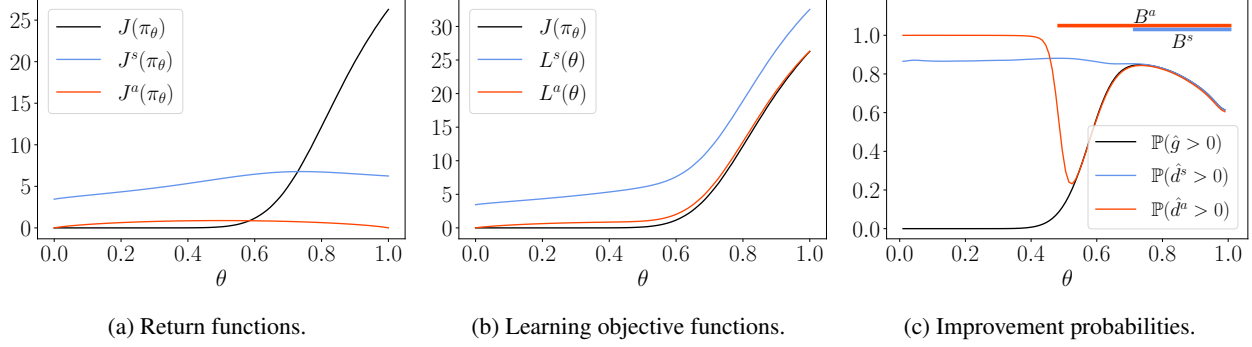


Figure 3: Figure 3a represents the return of the policy along with two intrinsic return functions. In Figure 3b the return is also represented together with two learning objective functions, corresponding to the two intrinsic returns. Figure 3c illustrates the probability (estimated by Monte-Carlo) of positive stochastic gradient (derivative) estimates  $J(\pi_\theta)$ ,  $L^a(\theta)$ , and  $L^s(\theta)$ . At the top of the figure, the intervals  $B^a = [\theta^{int,a}, \theta^{\dagger,a}]$  and  $B^s = [\theta^{int,s}, \theta^{\dagger,s}]$  are represented. These intervals represent the smallest balls containing the parameters maximizing the intrinsic return and the learning objective, for both exploration strategies.

The return  $J(\pi_\theta)$  is represented in black in Figure 3a as a function of  $\theta$  along with two intrinsic returns,  $J^a(\pi_\theta)$  in orange and  $J^s(\pi_\theta)$  in blue. The intrinsic reward  $\rho^a(s, a) = -\log \pi_\theta(a|s)$ , from equation (4), and the intrinsic reward  $\rho^s(s, a) = -\log d^{\pi_\theta, \gamma}(s)$ , from equation (3), are used respectively. In Figure 3b, we illustrate the return of the policy without exploration  $J(\pi_\theta)$ , along with two learning objective functions,  $L^a(\theta)$  and  $L^s(\theta)$ , using as exploration strategies the intrinsic returns  $J^a(\pi_\theta)$  and  $J^s(\pi_\theta)$ . We observe that the return is a pseudoconcave function with respect to  $\theta$  and the optimal parameter is  $\theta^* = 1$ . In addition, the two learning objectives respect the  $\epsilon$ -coherence criterion for  $\epsilon = 0$ , implying that  $\theta^* = \theta^\dagger$ , and respect the pseudoconcavity criterion. It is important to note that with regard to the discussion from Section 3, there is no interest in optimizing the learning objectives rather than directly optimizing the return, as the latter is already pseudoconcave. In the following we illustrate how choosing a correct exploration strategy still deeply influences the policy-gradient algorithms when it comes to building gradient estimates.

Let us compute the estimate  $\hat{g}$  and  $\hat{d}$  relying on REINFORCE (Williams, 1992) by sampling 8 histories of length  $T = 100$ . In this particular environment,  $\mathbb{P}(D > 0)$  equals  $\mathbb{P}(G > 0)$ , and equal the probability that the derivative is positive. We represent in Figure 3c this probability for the return and for both learning objectives. First, we see that the learning objectives are more efficient than the return, meaning they are  $\delta$ -efficient for larger values of  $\delta$ . Depending on the parameter value, the objective  $L^a(\theta)$  or  $L^s(\theta)$  is best in that regard. Second, concerning the attraction criterion, we represent at the top of Figure 3c the intervals  $B^a = [\theta^{int,a}, \theta^{\dagger,a}]$  and  $B^s = [\theta^{int,s}, \theta^{\dagger,s}]$ . They correspond to the smallest balls containing the maximizers of the intrinsic return and of the learning objective. Let the

minima of the orange and blue curves over these intervals be denoted by  $\delta^a$  and  $\delta^s$ . By definition of the attraction criterion, it is thus respected for any values of  $\delta$  at most equal to  $\delta^a$  and  $\delta^s$ , for  $L^a(\theta)$  and  $L^s(\theta)$ , respectively. All these observations can eventually be explained as the computation of  $\hat{g}$  is always zero when the target is not sampled in the histories, which is highly likely for policies with small values of  $\theta$ . Policy-gradient algorithms relying on intrinsic exploration would compute optimal policies efficiently where naive optimization without exploration would fail or be sample inefficient.

We have empirically shown that a well-chosen exploration strategy in policy gradients may not only remove local extrema from the objective function, but may also increase the probability that stochastic ascent steps improve the objective function. Under the previous assumptions, this probability measures the efficiency of algorithms. Furthermore, among different learning objectives respecting the coherence and pseudoconcavity criteria, it is best to choose one that has high values for  $\delta$  in both the efficiency and attraction criteria. In Appendix A we use these criteria to study other reward-shaping strategies, and in Appendix B we extend the study to more complex environments from the MiniGrid library (Chevalier-Boisvert et al., 2023) where the policy is a deep neural network.

The problem discussed in this section strongly relates to overfitting or generalization in reinforcement learning. In situations where the same state and action pairs are repeatedly sampled with high probability, the policy may appear optimal by neglecting the rewards observed in state and action pairs sampled with low probability. The gradient estimates will then be zero with high probability, and the gradient updates will not lead to policy improvements. In

the previous example, gradient estimates computed from policies with a small parameter value  $\theta$  wrongly indicate that a stationary point has been reached as they equal zero with high probability. We quantify this effect with a novel definition of local optimality. We define as locally optimal policies over a space with probability  $\Delta$  the policies that maximize the reward on expectation over a set of states and actions observed in a history with probability at least  $\Delta$ . Formally, a policy  $\pi$  is locally optimal over a space with probability  $\Delta$  if, and only if,

$$\exists \mathcal{E} \in \left\{ \mathcal{X} \mid \int_{\mathcal{X}} d^{\pi, \gamma}(s) \pi(a|s) \, dads \geq \Delta \right\} : \\ \pi \in \operatorname{argmax}_{\pi'} \int_{\mathcal{E}} d^{\pi', \gamma}(s) \pi'(a|s) \rho(a, s) \, dads . \quad (12)$$

In the typical case of environments with sparse rewards, many policies observe with high probability state and action pairs with zero rewards and are locally optimal for large probabilities  $\Delta$ . Typically, in the previous example, the joint set  $\{1, \dots, S-2\} \times \{-1, 1\}$  is a set of state and action pairs  $\mathcal{E}$  that respects the definition equation (12) for large values  $\Delta$  when  $\theta$  is small. As we have shown, exploration mitigates the convergence of policy-gradient algorithms towards these locally optimal policies. Note that assuming a non-zero reward is uniformly distributed over the state and action space, exploration policies with uniform probabilities over visited states and actions are the best choice for sampling non-zero rewards with high probability. It can thus also be considered as the best choice of exploration to reduce the probability that the stochastic gradient ascent steps do not increase the objective value. Such initial policy may be learned from the framework developed by Lee et al. (2019).

## 5. Conclusion

In conclusion, this research takes a step towards dispelling misunderstandings about exploration through the study of its effects on the performance of policy-gradient algorithms. More particularly, we distinguished two effects exploration has on the optimization. First, it modifies the learning objective in order to remove local extrema. Second, it modifies the gradient estimates and increases the likelihood that the update steps lead to improved returns. These two phenomena were studied through four criteria that we introduced and illustrated.

These ideas apply to other direct policy optimization algorithms. Indeed, the four criteria do not assume any structure on the learning objective and can thus be straightforwardly applied to any objective function optimized by a direct policy search algorithm. In particular, for off-policy policy gradient, we may simply consider that the off-policy objective is itself a surrogate or that the gradients of the return are biased estimates based on past histories. Ideas introduced

in this work also apply to other reinforcement learning techniques. Typically, for value-based RL with sparse-reward environments, convergence towards a value function outputting zero is expected with high probability. This is mostly due to the low probability of sampling non-zero rewards by Monte-Carlo. The discussions from Section 4 then apply, and a similar analysis can be performed.

Our framework opens the door for further theoretical analysis, and the potential development of new criteria. We believe that deriving practical conditions on the exploration strategies, and the scheduling of the intrinsic return, for guaranteeing fast convergence should be the focus of attention. It could be achieved by bounding the policy improvement on expectation, which is nevertheless usually a hard task without strong assumptions. We furthermore believe that we provide a new lens on exploration necessary for interpreting and developing exploration strategies, in the sense of optimizing surrogate learning objective functions.

## Acknowledgments

The authors thank Arnaud Delaunoy, Pascal Leroy, and Mathias Berger for valuable comments on this manuscript. Adrien Bolland and Gaspard Lambrechts gratefully acknowledge the financial support of the F.R.S.-FNRS.

## References

- Agarwal, A., Kakade, S. M., Lee, J. D., and Mahajan, G. Optimality and approximation with policy gradient methods in markov decision processes. In *Conference on Learning Theory*, pp. 64–66. PMLR, 2020.
- Ahmed, Z., Le Roux, N., Norouzi, M., and Schuurmans, D. Understanding the impact of entropy on policy optimization. In *International Conference on Machine Learning*, pp. 151–160. PMLR, 2019.
- Aittahar, S., Bolland, A., Derval, G., and Ernst, D. Optimal control of renewable energy communities subject to network peak fees with model predictive control and reinforcement learning algorithms. *arXiv preprint arXiv:2401.16321*, 2024.
- Ajallooeian, A. and Stich, S. U. On the convergence of sgd with biased gradients. *arXiv preprint arXiv:2008.00051*, 2020.
- Andrychowicz, M., Raichuk, A., Stańczyk, P., Orsini, M., Girgin, S., Marinier, R., Hussenot, L., Geist, M., Pietquin, O., Michalski, M., et al. What matters in on-policy reinforcement learning? A large-scale empirical study. *arXiv preprint arXiv:2006.05990*, 2020.
- Azar, M. G., Osband, I., and Munos, R. Minimax regret



- bounds for reinforcement learning. In *International Conference on Machine Learning*, pp. 263–272. PMLR, 2017.
- Bedi, A. S., Chakraborty, S., Parayil, A., Sadler, B. M., Tokekar, P., and Koppel, A. On the hidden biases of policy mirror ascent in continuous action spaces. In *International Conference on Machine Learning*, pp. 1716–1731. PMLR, 2022.
- Bellemare, M., Srinivasan, S., Ostrovski, G., Schaul, T., Saxton, D., and Munos, R. Unifying count-based exploration and intrinsic motivation. *Advances in Neural Information Processing Systems*, 29, 2016.
- Bhandari, J. and Russo, D. Global optimality guarantees for policy gradient methods. *arXiv preprint arXiv:1906.01786*, 2019.
- Bhatt, S., Koppel, A., and Krishnamurthy, V. Policy gradient using weak derivatives for reinforcement learning. In *Conference on Decision and Control (CDC)*, volume 58, pp. 5531–5537. IEEE, 2019.
- Bolland, A., Louppe, G., and Ernst, D. Policy gradient algorithms implicitly optimize by continuation. *Transactions on Machine Learning Research*, 2023.
- Bottou, L. Online learning and stochastic approximations. *Online learning in neural networks*, 17(9):142, 1998.
- Bottou, L. Large-scale machine learning with stochastic gradient descent. In *Proceedings of COMPSTAT’2010*, pp. 177–186. Springer, 2010.
- Boukas, I., Ernst, D., Théate, T., Bolland, A., Huynen, A., Buchwald, M., Wynants, C., and Cornélusse, B. A deep reinforcement learning framework for continuous intraday market bidding. *Machine Learning*, 110:2335–2387, 2021.
- Brekelmans, R., Genewein, T., Grau-Moya, J., Delétang, G., Kunesch, M., Legg, S., and Ortega, P. Your policy regularizer is secretly an adversary. *arXiv preprint arXiv:2203.12592*, 2022.
- Burda, Y., Edwards, H., Pathak, D., Storkey, A., Darrell, T., and Efros, A. A. Large-scale study of curiosity-driven learning. *arXiv preprint arXiv:1808.04355*, 2018.
- Chen, J. and Luss, R. Stochastic gradient descent with biased but consistent gradient estimators. *arXiv preprint arXiv:1807.11880*, 2018.
- Chevalier-Boisvert, M., Dai, B., Towers, M., de Lazcano, R., Willems, L., Lahlou, S., Pal, S., Castro, P. S., and Terry, J. Minigrid & miniworld: Modular & customizable reinforcement learning environments for goal-oriented tasks. *CoRR*, abs/2306.13831, 2023.
- Chung, W., Thomas, V., Machado, M. C., and Le Roux, N. Beyond variance reduction: Understanding the true impact of baselines on policy optimization. In *International Conference on Machine Learning*, pp. 1999–2009. PMLR, 2021.
- Dann, C., Lattimore, T., and Brunskill, E. Unifying pac and regret: Uniform pac bounds for episodic reinforcement learning. *Advances in Neural Information Processing Systems*, 30, 2017.
- Duan, Y., Chen, X., Houthooft, R., Schulman, J., and Abbeel, P. Benchmarking deep reinforcement learning for continuous control. In *International Conference on Machine Learning*, pp. 1329–1338. PMLR, 2016.
- Forbes, G. C., Gupta, N., Villalobos-Arias, L., Potts, C. M., Jhala, A., and Roberts, D. L. Potential-based reward shaping for intrinsic motivation. *arXiv preprint arXiv:2402.07411*, 2024.
- Guo, Z. D., Azar, M. G., Saade, A., Thakoor, S., Piot, B., Pires, B. A., Valko, M., Mesnard, T., Lattimore, T., and Munos, R. Geometric entropic exploration. *arXiv preprint arXiv:2101.02055*, 2021.
- Haarnoja, T., Zhou, A., Hartikainen, K., Tucker, G., Ha, S., Tan, J., Kumar, V., Zhu, H., Gupta, A., Abbeel, P., et al. Soft actor-critic algorithms and applications. *arXiv preprint arXiv:1812.05905*, 2019.
- Harutyunyan, A., Devlin, S., Vrancx, P., and Nowé, A. Expressing arbitrary reward functions as potential-based advice. In *Proceedings of the AAAI conference on artificial intelligence*, volume 29, 2015.
- Hazan, E., Kakade, S., Singh, K., and Van Soest, A. Provably efficient maximum entropy exploration. In *International Conference on Machine Learning*, pp. 2681–2691. PMLR, 2019.
- Hinton, G., Srivastava, N., and Swersky, K. Neural networks for machine learning. Lecture 6a. Overview of mini-batch gradient descent, 2012.
- Husain, H., Ciosek, K., and Tomioka, R. Regularized policies are reward robust. In *International Conference on Artificial Intelligence and Statistics*, pp. 64–72. PMLR, 2021.
- Islam, R., Ahmed, Z., and Precup, D. Marginalized state distribution entropy regularization in policy optimization. *arXiv preprint arXiv:1912.05128*, 2019.
- Kalashnikov, D., Irpan, A., Pastor, P., Ibarz, J., Herzog, A., Jang, E., Quillen, D., Holly, E., Kalakrishnan, M., Vanhoucke, V., et al. Qt-opt: Scalable deep reinforcement learning for vision-based robotic manipulation. *arXiv preprint arXiv:1806.10293*, 2018.

- Kingma, D. P. and Ba, J. L. Adam: A method for stochastic optimization. *arXiv preprint arXiv:1412.6980*, 2014.
- Lee, L., Eysenbach, B., Parisotto, E., Xing, E., Levine, S., and Salakhutdinov, R. Efficient exploration via state marginal matching. *arXiv preprint arXiv:1906.05274*, 2019.
- Liu, H. and Abbeel, P. Behavior from the void: Unsupervised active pre-training. *Advances in Neural Information Processing Systems*, 34:18459–18473, 2021.
- Mangasarian, O. L. Pseudo-convex functions. In *Stochastic optimization models in finance*, pp. 23–32. Elsevier, 1975.
- Manne, A. S. Linear programming and sequential decisions. *Management Science*, 6(3):259–267, 1960.
- Mei, J., Xiao, C., Dai, B., Li, L., Szepesvári, C., and Schuurmans, D. Escaping the gravitational pull of softmax. *Advances in Neural Information Processing Systems*, 33: 21130–21140, 2020.
- Mei, J., Dai, B., Xiao, C., Szepesvari, C., and Schuurmans, D. Understanding the effect of stochasticity in policy optimization. *Advances in Neural Information Processing Systems*, 34:19339–19351, 2021.
- Mnih, V., Kavukcuoglu, K., Silver, D., Rusu, A. A., Veness, J., Bellemare, M. G., Graves, A., Riedmiller, M., Fidjeland, A. K., Ostrovski, G., et al. Human-level control through deep reinforcement learning. *Nature*, 518(7540): 529–533, 2015.
- Neu, G. and Pike-Burke, C. A unifying view of optimism in episodic reinforcement learning. *Advances in Neural Information Processing Systems*, 33:1392–1403, 2020.
- Ng, A. Y., Harada, D., and Russell, S. Policy invariance under reward transformations: Theory and application to reward shaping. In *icml*, volume 99, pp. 278–287, 1999.
- Pathak, D., Agrawal, P., Efros, A. A., and Darrell, T. Curiosity-driven exploration by self-supervised prediction. In *International conference on machine learning*, pp. 2778–2787. PMLR, 2017.
- Silver, D., Schrittwieser, J., Simonyan, K., Antonoglou, I., Huang, A., Guez, A., Hubert, T., Baker, L., Lai, M., Bolton, A., et al. Mastering the game of Go without human knowledge. *Nature*, 550(7676):354–359, 2017.
- Sutton, R. S. and Barto, A. G. *Reinforcement learning: An introduction*. MIT press, 2018.
- Wiewiora, E., Cottrell, G. W., and Elkan, C. Principled methods for advising reinforcement learning agents. In *Proceedings of the 20th international conference on machine learning (ICML-03)*, pp. 792–799, 2003.
- Williams, R. J. Simple statistical gradient-following algorithms for connectionist reinforcement learning. *Machine learning*, 8(3-4):229–256, 1992.
- Williams, R. J. and Peng, J. Function optimization using connectionist reinforcement learning algorithms. *Connection Science*, 3(3):241–268, 1991.
- Zhang, J., Kim, J., O’Donoghue, B., and Boyd, S. Sample efficient reinforcement learning with reinforce. In *Conference on Artificial Intelligence*, volume 35, pp. 10887–10895. AAAI, 2021a.
- Zhang, T., Rashidinejad, P., Jiao, J., Tian, Y., Gonzalez, J. E., and Russell, S. Made: Exploration via maximizing deviation from explored regions. *Advances in Neural Information Processing Systems*, 34:9663–9680, 2021b.
- Zhang, T., Xu, H., Wang, X., Wu, Y., Keutzer, K., Gonzalez, J. E., and Tian, Y. Noveld: A simple yet effective exploration criterion. *Advances in Neural Information Processing Systems*, 34:25217–25230, 2021c.

## A. Reward Shaping and Exploration Strategies

As discussed in the manuscript, exploration strategies are reward-shaping strategies where the intrinsic reward bonuses are, among others, dependent on the policy parameters. This dependency makes the shaping strategies adaptive but makes the computation of gradients and the study of the learning objectives more complex. In this section, we study handcrafted reward-shaping strategies that have pseudoconcave and dense reward functions in the hill and maze environments. We then illustrate that the same criteria can be used to study these expert-knowledge based shaped rewards.

For the hill environment from Section 3, we illustrate in Figure 4a an intrinsic reward bonus making the sum of rewards in equation (2) concave. The corresponding learning objective has a unique maximum, which is part of the set  $\Omega = \{\theta' \mid \max_{\theta} J(\pi_{\theta}) - J(\pi_{\theta'}) \leq \epsilon\}$  with  $\epsilon = 1$  and  $\theta = (K, \sigma)$ . It can be seen in Figure 4b where the global maximum in black is within the set  $\Omega$  in green. Both, the  $\epsilon$ -coherence and the pseudoconcavity criteria are thus respected for  $\epsilon = 1$ . Here, the intrinsic reward function is a simple function independent of the policy  $\pi_{\theta}$ . Finding such an intrinsic reward may be complex for other environments but the example underlines that exploration and reward shaping are mostly equivalent and that designing reward functions that are concave may help converging towards optimal policies.

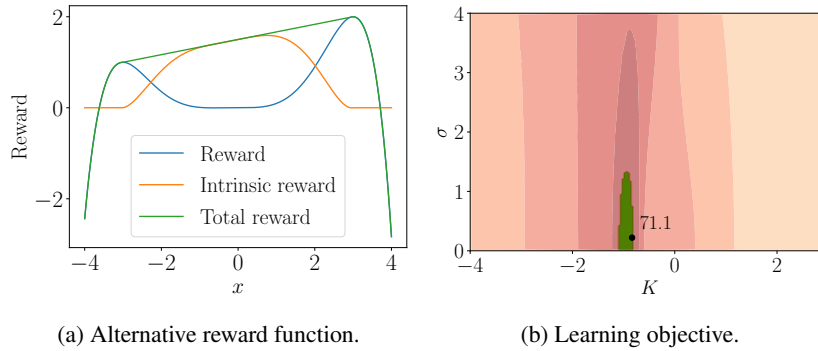


Figure 4: In Figure 4a, an alternative intrinsic reward function ensuring that the sum of rewards is a pseudoconcave function. In Figure 4b, the contour function of the learning objective.

For the maze environment, the return  $J(\pi_{\theta})$  is represented in black in Figure 5a together with the intrinsic return  $J^d(\pi_{\theta})$  in green. The latter is the return of the dense handcrafted reward function  $\rho^d(s, a) = (a - 1)/2$  penalizing actions moving away from the target. In Figure 5b, the corresponding learning objective function is shown. In the same experimental setting as in Section 4, we observe that the objective function is  $\delta$ -efficient for higher values of  $\delta$  compared to the already-discussed learning objectives. Furthermore, the attraction criterion is respected for any value of  $\delta$  as the unique global maxima of the learning objective, intrinsic return, and return are all equals.

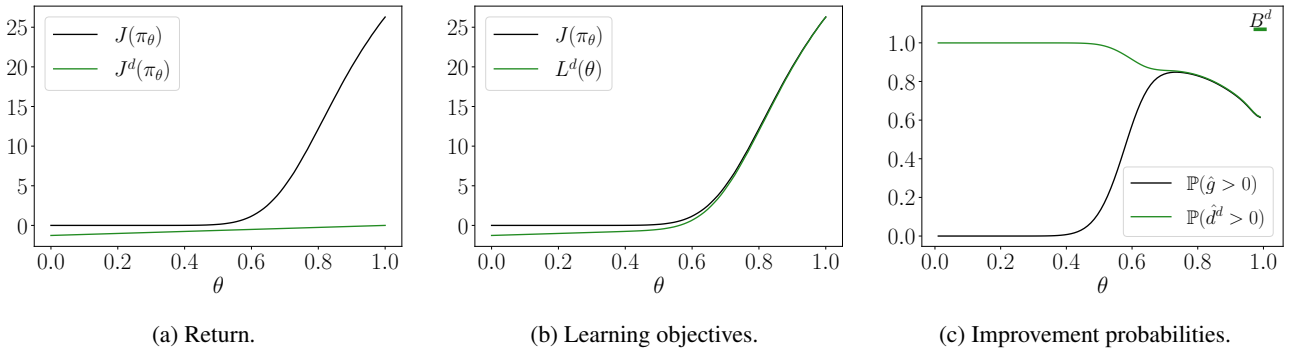


Figure 5: In Figure 5a the return of the maze environment is represented together with the intrinsic return of a dense handcrafted reward function. Figure 5b represents the corresponding learning objective and Figure 5c the probability that the REINFORCE estimates are positive.

## B. Minigrid Experiments

In this section, we introduce complex environments and parameterize policies with neural networks. In this context, it is impractical to naively compute and represent the objective functions and probability distributions for the different criteria. Therefore, we only evaluate the criteria along parameter trajectories, and extend the previous experimental setting.

We consider seven environments from the MiniGrid suite of environments (Chevalier-Boisvert et al., 2023), among others, designed for evaluating exploration strategies. In these environments, an agent moves in a maze and aims to reach a target position. To do so, the agent may choose actions that consist of turning left, turning right, moving forward, or staying idle. We consider two reward settings: the dense setting and the sparse setting. In the first, rewards of  $-1$  are received for every non-idle move, and a reward of 1000 is received upon reaching the target position. In the second setting, zero rewards are received everywhere, except upon reaching the target position, where a bonus of 1000 is provided. In the dense setting, due to the action penalization incurred when moving, a policy outputting the idle action with probability one is locally optimal and has a return equal to zero. This is not (necessarily) the case in the second setting. We consider a discount factor of  $\gamma = 0.98$  and optimize a fully connected neural network taking as input the position pair and the orientation of the agent, and outputting a categorical distribution over actions. The network is composed of three hidden layers of 64 neurons with ReLU activation functions.

In the dense reward setting, we optimize policies by maximizing three learning objective functions:  $J(\pi_\theta)$ ,  $L^a(\theta)$ , and  $L^s(\theta)$ , respectively with  $\lambda_a = 0.5$  and  $\lambda_s = 0.25$ . For the last objective, the state-visitation density estimator is a ten-component Gaussian mixture model maximizing the likelihood of the sampled batch. The optimization is performed using the Adam update rule (Kingma & Ba, 2014), with REINFORCE ascent directions computed over 32 histories of constant length  $T = 100$ , and with learning rate (step size) equal to 0.0005. The length  $T$  of the histories is chosen such that the realization value  $T$  from a geometric distribution with success probability parameter  $1 - \gamma$  has at least a cumulative probability of 0.85. In this setting, we illustrate the quasiconcavity criterion and the  $\epsilon$ -coherence criterion. In Figure 6, we provide the evolution of the return of the policies when optimizing the three objectives  $J(\pi_\theta)$ ,  $L^a(\theta)$ , and  $L^s(\theta)$  for the different environments. For the MiniGrid-Empty-8x8-v0 and the MiniGrid-FourRooms-v0 environments, optimizing the return results in high-performance policies that do not stay idle. The other objectives also manage to find high-performing policies, but with a lower return. This phenomenon (assuming that the global optimum of each objective is found) illustrates the  $\epsilon$ -coherence criterion, where this  $\epsilon$  value is the bound on the best policy that can be found when optimizing the learning objective. For the other environments, the policies resulting from the optimization of the return fall into local optima, namely ones where the policy chooses the idling action with probability one. When optimizing the learning objectives with exploration bonuses, the resulting policies no longer fall into the previous local optima. This result suggests that, along these parameter trajectories, the return  $J(\pi_\theta)$  has a local optimum (or saddle point), in opposition to the learning objective functions  $L^a(\theta)$  and  $L^s(\theta)$ . The latter illustrates the validity of the pseudoconcavity criterion in that region of the parameter space. For the learning objective  $L^s(\theta)$ , the  $\epsilon$ -coherence criterion is respected for a small value of  $\epsilon$ , and the resulting policy manages to reach the target position. For the learning objective  $L^a(\theta)$ , the resulting policy does not reach the target position. We nevertheless hypothesize that it is not a real local optimum of the learning objective but a local optimum in the sense of equation (12).

In the previous experiments with the dense setting, the local optima exist due to the negative rewards associated to idle-actions. If we consider the sparse setting, we could then assume that directly optimizing the return is sufficient to find high-performing policies. It is not always the case and it can be justified using the efficiency and attraction criteria. We use the same parameters as in the previous set of experiments and we provide the evolution of the return of the policies when optimizing the three objectives  $J(\pi_\theta)$ ,  $L^a(\theta)$ , and  $L^s(\theta)$ , for the different environments in Figure 7. On the one hand, for most environments, whatever the learning objective, the resulting policy has a high return. Note that the  $\epsilon$ -coherence can again be illustrated where the policies resulting from the optimization of the return perform better than the others. On the other hand, for the MiniGrid-Empty-16x16-v0 and the MiniGrid-SimpleCrossingS11N5-v0 environments, a high performing policy can only be found when optimizing the learning objective  $L^s(\theta)$ . We illustrate that these results can be justified by the efficiency and attraction criteria in Figure 8. For each parameters obtained during the stochastic ascent steps on the return, we first estimate the probability of improving both objective functions by stochastic gradient ascent. These probabilities are used to compare learning objectives in terms of the efficiency criterion; the larger, the better. Then, in order to illustrate the attraction criterion, we estimate the probability of improving the return and the learning objective, both by gradient ascent steps on the learning objective, for each parameters obtained during the stochastic ascent steps on the objective  $L^a(\theta)$  and  $L^s(\theta)$ . As far as  $L^a(\theta)$  is concerned, all probabilities remain small as result that the optimization procedure converges fast towards a stationary point where the target goal is observed with negligible



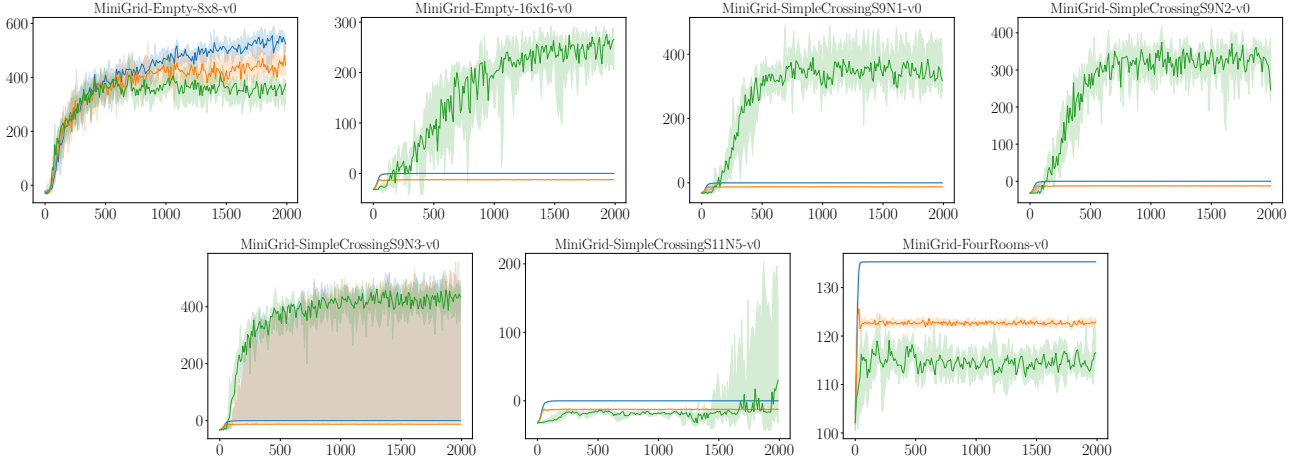


Figure 6: Evolution of the return of policies during optimization in the dense minigrid environments. In blue, the return  $J(\pi_\theta)$  is optimized; in orange, the learning objective  $L^a(\theta)$  is optimized; and in green, the learning objective  $L^s(\theta)$  is optimized by performing Adam steps in REINFORCE directions. Note that the median, worst, and best cases over five runs are represented for the different curves. For the environments `MiniGrid-Empty-8x8-v0` and `MiniGrid-FourRooms-v0`, optimizing each objective results in a policy that does not stay idle. These policies are initialized outside of the basin of attraction of the local optimum of the return. The coherence criteria can be observed as optimizing the learning objective with intrinsic exploration bonuses results in suboptimal policies. For the other environments, optimizing the return directly leads to policies that always choose to stay idle, and are thus locally optimal. Optimizing the learning objective with exploration allows us to escape from these local optima, illustrating the quasiconcavity criterion. It can be noted that when optimizing the objective  $L^a(\theta)$ , the  $\epsilon$ -coherence criterion is respected for a large value of  $\epsilon$ , making the resulting policy worse than when optimizing the return directly. On the contrary, the objective  $L^s(\theta)$  appears to have  $\epsilon$ -coherence for a reasonable value of  $\epsilon$ .

probability. The efficiency and attraction criteria are respected for negligible probabilities  $\delta$ , which is also a justification for the failure of converging towards good policies in the dense setting. For  $L^s(\theta)$ , on the contrary, and in both environments, the probability of improving the learning objective remains large for each parameter encountered when optimizing the return. The efficiency of the learning objective is much higher than that of the return in that part of the parameter space. Furthermore, the probability of improving the return when optimizing the learning objective, is small at the beginning and increases after some iterations. This indicates that once the policy has a sufficiently large intrinsic return, the attraction criterion is respected for a high value  $\delta$ .

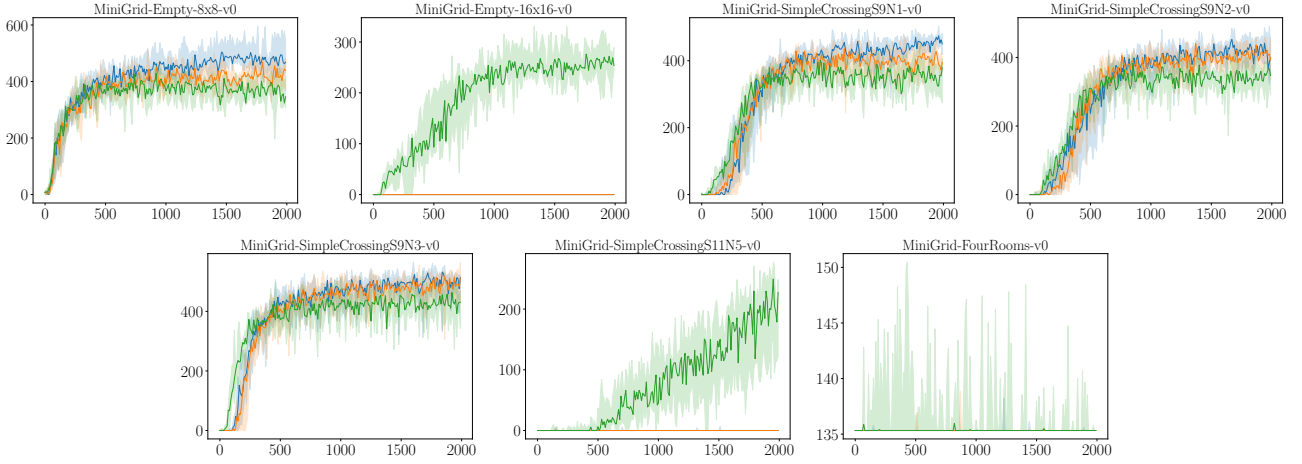


Figure 7: Evolution of the return of policies during optimization in the sparse minigrid environments. In blue, the return  $J(\pi_\theta)$  is optimized; in orange, the learning objective  $L^a(\theta)$  is optimized; and in green, the learning objective  $L^s(\theta)$  is optimized performing Adam steps in REINFORCE directions. Note that the median, worst, and best cases over five runs are represented for the different curves. In most environments, a high-performing policy can be found by optimizing the return  $J(\pi_\theta)$ . This results from its quasiconcavity. The  $\epsilon$ -coherence criterion can also be observed. However, for the MiniGrid-Empty-16x16-v0 and the MiniGrid-SimpleCrossingS11N5-v0 environments, a high-performing policy can only be found when optimizing the learning objective  $L^s(\theta)$ .

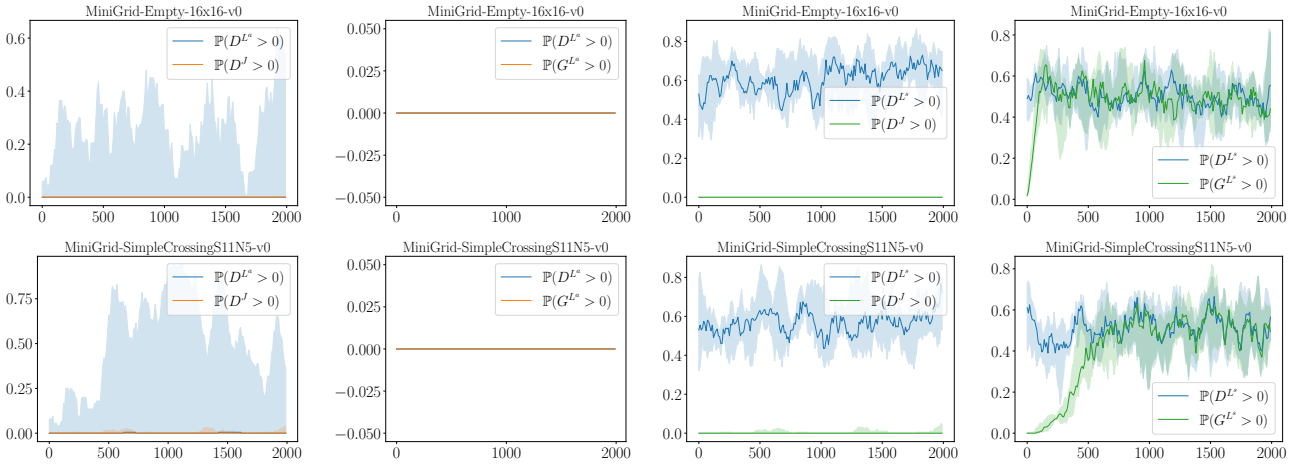


Figure 8: For the MiniGrid-Empty-16x16-v0 and the MiniGrid-SimpleCrossingS11N5-v0 environments, and for both learning objective functions  $L^a(\theta)$  and  $L^s(\theta)$ , we first represent the estimated probability of improving the return  $J(\pi_\theta)$  and the corresponding learning objective when following their REINFORCE gradient estimate. This value is estimated at each run of the optimization of the policy with learning objective  $J(\pi_\theta)$ . Second, we represent the estimated probability of improving the corresponding learning objective and the return  $J(\pi_\theta)$  when following the REINFORCE gradient estimate of the learning objectives. These values are estimated at each run of the optimization of the policy with the learning objectives. The probabilities were estimated based on the frequencies of improving the objective functions by more than 0.2 when following 5 Adam ascent steps using REINFORCE update directions.