

On the Sum Secrecy Rate Maximisation for Wireless Vehicular Networks

Muhammad Farooq, *Member, IEEE*, Le-Nam Tran *Senior Member, IEEE*,
Fateme Golpayegani, *Senior Member, IEEE*, and Nima Afraz, *Senior Member, IEEE*

Abstract—Wireless communications form the backbone of future vehicular networks, playing a critical role in applications ranging from traffic control to vehicular road safety. However, the dynamic structure of these networks creates security vulnerabilities, making security considerations an integral part of network design. We address these security concerns from a physical layer security aspect by investigating achievable secrecy rates in wireless vehicular networks. Specifically, we aim to maximize the sum secrecy rate from all vehicular pairs subject to bandwidth and power resource constraints. For the considered problem, we first propose a solution based on the successive convex approximation (SCA) method, which has not been applied in this context before. To further reduce the complexity of the SCA-based method, we also propose a low-complexity solution based on a fast iterative shrinkage-thresholding algorithm (FISTA). Our simulation results for SCA and FISTA show a trade-off between performance at convergence and runtime. While the SCA method achieves better performance at convergence, the FISTA-based approach is at least 300 times faster than the SCA method.

Index Terms—Resource allocation, vehicular network, successive convex approximation, low complexity

I. INTRODUCTION

WIRELESS vehicular networks, comprising both cellular users and automobiles have emerged as a significant component of the current transportation systems, offering a wide range of applications [1]. Ensuring secure communication inside these networks is of crucial importance to protect sensitive information from eavesdroppers (EVEs) [2]. Several methods have been proposed to achieve security in wireless vehicular networks at different OSI layers. Among them, there is a large body of studies that look at physical layer security (PLS) approaches [3]–[6], which is also the focus of this paper.

An importation notion of PLS is the so-called secrecy rate, which is the data rate at which a transmitter can send its information to an intended receiver without it being decoded by any EVE [7]. This perfect secrecy makes the transmitted information completely secure and immune to any form of attack, which can be achieved by a proper *wiretap coding* scheme [8]. Thus, achievable secrecy rate maximization (SRmax) is naturally a critical topic in wireless vehicular networks. However, this faces numerous challenges due to the dynamic and convoluted nature of the network. Furthermore, resource restrictions, such as limited bandwidth and computational power, significantly add to the tractability of maximising secrecy rates while guaranteeing efficient network operation [9]. Also, coexisting with cellular users poses interference difficulties that demand

novel solutions to assure secure coexistence [3]. Addressing these problems requires novel techniques to achieve safe and efficient communication systems for vehicular networks.

To solve the issues discussed above, a limited number of studies are available in the literature that considers a joint bandwidth resource and power management for SRmax in vehicular networks. The authors in [10] presented a bisection search method to find power control in vehicular communication, but did not consider bandwidth management. The authors in [11] provided a deep learning-based solution to the resource allocation problem, but they also considered power management only, which was highly sensitive to channel variations too. In the context of joint bandwidth and power resource management, a notable work was [12] which considered the power control along with the bandwidth reuse optimization. Specifically, the authors in [12] used the Kuhn-Munkres (KM) algorithm to solve the SRmax problem in cellular underlying vehicle-to-vehicle (V2V) communication. However, the main drawback of the KM algorithm is that it solves the non-convex problem, which is computationally demanding and may lead to inefficient solutions. In addition, it requires channel estimation at EVE and possesses a computational complexity of $\mathcal{O}(Z^4)$ (where Z is a 3-D variable). Thus, for practical cases, we need a more accurate solution with lesser complexity.

Against the above background, we consider the SRmax in wireless vehicular networks subject to the power constraint and the reuse coefficient design constraint in this paper. Different from the related literature, we adopt a successive convex approximation (SCA) framework to solve the formulated problem. Our choice is motivated by the success of applying this optimization technique to similar settings, which was previously demonstrated in [16]. Similar to [12], we consider a vehicular ad hoc network (VANET) model featuring simultaneous cellular user equipment (CUE) and vehicle-to-vehicle user equipment (VUE) pairs. To enhance resource utilization, the frequency spectrum is uniformly distributed into resource blocks (RBs) allocated to CUEs, which are subsequently reused by VUE pairs. While such reuse presents practical advantages, addressing the associated challenges, such as interference management, remain a complex task in the design of efficient VANET systems. In this context, our contributions are as follows:

- 1) For the considered system model, we derive the achievable secrecy rate for each VUE pair in the corresponding RB by finding the signal-to-interference-plus-noise ratio (SINR) expressions for each VUE pair and the eavesdropped channel. We formulate the sum SRmax problem for all VUE pairs and all RBs in the presence of power and bandwidth resource management constraints.

Muhammad Farooq, Nima Afraz, and Fateme Golpayegani are with the School of Computer Science, University College Dublin, Ireland, e-mail: mfarooq@ieee.org, nima.afraz@ucd.ie, fateme.golpayegani@ucd.ie.

Le-Nam Tran is with the School of Electrical and Electronic Engineering, University College Dublin, Ireland, e-mail: nam.tran@ucd.ie.

- 2) We propose a more efficient SCA method compared to existing solutions [12] which are based on the same framework. SCA has been used before for similar settings, so it is natural to adopt this method in our paper. While SCA offers a general framework to deal with nonconvex problems, it is still difficult to solve the considered problem as efficient convex approximations are required for large-scale settings.
- 3) We also propose a more numerically efficient solution based on Fast Iterative Shrinkage-Thresholding Algorithm (FISTA) algorithm (which is a modified version of the proximal gradient method [13, Chapter 10]). Since each convex subproblem in the SCA-based method is built on second-order methods, its complexity is relatively high. Thus, the FISTA-based method, which belongs to the class of first-order methods, has substantially lower computational complexity than the SCA method as indicated by the results. In contrast, the SCA method offers better performance at convergence.

II. SYSTEM MODEL

We consider a scenario where CUE and VUE pairs are served by a Base Station (BS) in a single-cell VANET. The CUEs use Orthogonal Frequency-Division Multiplexing (OFDM) scheme to divide the system bandwidth B among the CUEs such that each CUE uses one RB of B/M . During each RB, VUE pairs reuse the bandwidth not being used by the corresponding CUE.

Consider the vehicle-to-everything (V2X) framework illustrated in Fig. 1 which is a modified form of the system model considered in [12]. In this setup, there are M CUEs connected to BSs and K VUE pairs that communicate with each other using V2V links. We represent these sets as $\mathcal{M} = \{1, 2, \dots, M\}$ and $\mathcal{K} = \{1, 2, \dots, K\}$, respectively. Each CUE and VUE is equipped with one antenna. The BS and the EVE are equipped with N_t and N_e antennas, respectively.

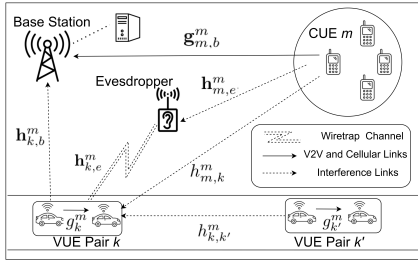


Fig. 1. System Model

The considered system is based on dedicated short-range communications (DSRC) technology [14]. We divide the spectrum resources into M RBs, each with the same bandwidth, utilizing OFDM technology. Initially, each CUE is assigned a specific RB for uplink communication with the BS. However, VUE pairs can efficiently reuse the RBs allocated to CUEs, enhancing the overall spectrum utilization. The total bandwidth, denoted as B , is partitioned into M RBs, with each CUE m occupying RB m . A binary index q_k^m is employed to signify whether VUE pair k reuses RB m , with $q_k^m = 1$ indicating reuse and $q_k^m = 0$ denoting otherwise.

As depicted in Fig. 1, the channel gain between CUE m and the BS within a coherent time is characterized by $\mathbf{g}_{m,b}^m \in \mathbb{C}^{N_t \times 1}$. Additionally, the channel gain g_k^m represents the channel between VUE pair k and RB m . Given the RB reuse, it is essential to account for interference. Therefore, we define the interference channel gain from VUE transmitter k to the BS over RB m as $\mathbf{h}_{k,b}^m \in \mathbb{C}^{N_t \times 1}$ and the interference channel gain from CUE m to VUE receiver k over RB m as $h_{m,k}^m$. The interference between VUE pair k and VUE pair $k', k' \neq k$ is denoted as $h_{k,k'}^m$. The EVE creates two channels, including an interference channel between CUE m and EVE, defined by an $N_e \times 1$ vector, i.e., $\mathbf{h}_{m,e}^m$, and a wiretap channel between VUE k and EVE, defined by a $N_e \times 1$ vector, i.e., $\mathbf{h}_{k,e}^m$. We assume that EVE is a stationary listener and there is a specific time interval between two VUE pairs passing through the same point. Thus, EVE can interfere with only one VUE pair in one RB.

III. PROBLEM FORMULATION

We are interested in the achievable secrecy rate by the VUE pair k . For this purpose, we first write the received signal by the VUE pair k which is given by

$y_k^m = q_k^m p_k^m g_k^m v_k^m + \sum_{k' \neq k} q_{k'}^m p_{k'}^m h_{k,k'}^m v_{k'}^m + p_m^m h_{m,k}^m u_m^m + n_k^m$, (1) where $q_k^m \in \{0, 1\}$, p_k^m , and v_k^m are the reuse coefficient, the transmit power, and the signal communicated by the VUE pair k in the RB m , respectively. Similarly, p_m^m and u_m^m are the transmit power and the transmitted signal from the CUE m in the RB m , respectively. The signals $v_k^m, \forall k$ and $u_m^m, \forall m$ are assumed to be i.i.d. The variable $n_k^m \in \mathcal{CN}(0, \sigma^2)$ is the noise signal. The received SINR at the VUE pair k over RB m is expressed as

$$\mathcal{S}_k^m = \frac{q_k^m p_k^m |g_k^m|^2}{\sum_{k' \neq k} q_{k'}^m p_{k'}^m |h_{k,k'}^m|^2 + p_m^m |h_{m,k}^m|^2 + 1}. \quad (2)$$

The signal received by the EVE eavesdropped from the VUE pair k is given by

$$\mathbf{y}_e^m = q_k^m p_k^m \mathbf{h}_{k,e}^m v_k^m + p_m^m \mathbf{h}_{m,e}^m u_m^m + \mathbf{n}_e^m, \quad (3)$$

where $\mathbf{n}_e^m \in \mathcal{CN}(0, \mathbf{I}_{N_e})$ is a noise vector whose elements are i.i.d.. The EVE used vector \mathbf{w}_e^m to decode the message from the VUE pair k , i.e.,

$$\hat{y}_e^m = (\mathbf{w}_{k,e}^m)^\dagger \mathbf{y}_e^m = q_k^m p_k^m (\mathbf{w}_{k,e}^m)^\dagger \mathbf{h}_{k,e}^m v_k^m + p_m^m (\mathbf{w}_{k,e}^m)^\dagger \mathbf{h}_{m,e}^m u_m^m + (\mathbf{w}_{k,e}^m)^\dagger \mathbf{n}_e^m. \quad (4)$$

The optimal $\mathbf{w}_{k,e}^m$ which maximizes the eavesdropped information is the eigenvector of the largest eigenvalue of $(p_m^m \mathbf{h}_{m,e}^m (\mathbf{h}_{m,e}^m)^\dagger + \mathbf{n}_e^m (\mathbf{n}_e^m)^\dagger)^{-1} \mathbf{h}_{k,e}^m (\mathbf{h}_{k,e}^m)^\dagger$ [12, Section II-B]. The SINR for EVE is represented as

$$\mathcal{S}_{k,e}^m = \frac{q_k^m p_k^m |(\mathbf{w}_{k,e}^m)^\dagger \mathbf{h}_{k,e}^m|^2}{p_m^m |(\mathbf{w}_{k,e}^m)^\dagger \mathbf{h}_{m,e}^m|^2 + 1}. \quad (5)$$

The capacity between VUE pair k over RB m is expressed as

$$\mathcal{C}_k^m = W \log_2(1 + \mathcal{S}_k^m), \quad (6)$$

where W is the bandwidth of an RB. The capacity achieved by the EVE is given as

$$\mathcal{C}_{k,e}^m = W \log_2(1 + \mathcal{S}_{k,e}^m), \quad (7)$$

Thus, in the presence of an EVE, the achievable secrecy of the VUE pair k is given by

$$R_k^m = \max(\mathcal{C}_k^m - \mathcal{C}_{k,e}^m, 0). \quad (8)$$

We aim to maximize the sum secrecy rate of all VUE pairs in the presence of reuse coefficients constraint and V2V power constraint, which can be mathematically expressed as

$$\underset{\mathbf{q}, \mathbf{p}}{\text{maximize}} \quad \mathcal{R}(\mathbf{q}, \mathbf{p}) = \sum_m \sum_k R_k^m(\mathbf{q}, \mathbf{p}) \quad (9a)$$

$$q_k^m \in \{0, 1\}, \forall k, \forall m, \quad (9b)$$

$$0 < p_k^m \leq p_{\max}^m, \forall k, \forall m. \quad (9c)$$

Here $\mathbf{q} = [(\mathbf{q}^1)^T, (\mathbf{q}^2)^T, \dots, (\mathbf{q}^M)^T]^T$, where $(\mathbf{q}^m)^T \triangleq [q_1^m, \dots, q_K^m]$ and $\mathbf{p} \triangleq [(\mathbf{p}^1)^T, (\mathbf{p}^2)^T, \dots, (\mathbf{p}^M)^T]^T$, where $(\mathbf{p}^m)^T \triangleq [p_1^m, \dots, p_K^m]$.

IV. PROPOSED SOLUTION

In this section, we propose two methods for solving (9). First, we provide a solution based on SCA method and later propose an FISTA algorithm for solving the formulated problem.

A. Problem Simplification

Before presenting the proposed solutions, we make two important observations, which indeed make the considered problem easier to solve. First, we note that the variables q_k^m and $p_k^m, \forall k, m$ are coupled in SINR expressions in (2) and (5). However, we also note that when $q_k^m = 0$, SINR becomes zero. Thus, we must only consider the case where $q_k^m = 1$ where p_k^m becomes the only optimization variable. We propose a way to reformulate the SINR expressions by combining q_k^m and p_k^m into one variable p_k^m , i.e., $q_k^m p_k^m = p_k^m$ such that when $q_k^m = 0$, p_k^m and hence SINR become zero. The constraints (9b) and (9c) can thus be combined into one constraint

$$0 < p_k^m \leq p_{\max}^m q_k^m, \forall k, \forall m, \text{ where } q_k^m \in \{0, 1\}. \quad (10)$$

Secondly, in practical wireless networks, there are several techniques deployed to improve to degrade the strength of EVE [15] making it nearly impossible to get a zero secrecy rate. In other words, we can say that $q_k^m = 0$ is a highly unlikely case. Thus, with these two observations, the problem in (9) can be simplified into (11).

$$\underset{\mathbf{p}}{\text{maximize}} \quad \mathcal{R}(\mathbf{p}) = \sum_m \sum_k R_k^m(\mathbf{p}) \quad (11a)$$

$$0 < p_k^m \leq p_{\max}^m, \forall k, \forall m. \quad (11b)$$

In the following subsections, we present the proposed solutions to the simplified problem in (11).

B. SCA Based Solution

We are now in a position to propose the SCA algorithm. In SCA, we use a series of approximations to convert the non-convex problem into a convex program. This has an advantage over the existing KM method, SCA is proven to find a locally optimal solution [16]. We know that the problem in (11) can be approximated by (12).

$$\underset{\mathbf{x}}{\text{maximize}} \quad z = \sum_m \sum_k [\zeta_k^m - \gamma_k^m] + \quad (12a)$$

$$0 < p_k^m \leq p_{\max}^m, \forall k, \forall m, \quad (12b)$$

$$C_k^m \geq \zeta_k^m, \forall k, \forall m \quad (12c)$$

$$C_{ke}^m \leq \gamma_k^m, \forall k, \forall m \quad (12d)$$

$$\zeta_k^m \geq 0, \gamma_k^m \geq 0, \forall k, \forall m, \quad (12e)$$

where ζ_k^m and γ_k^m are slack variables, and $\mathbf{x} \triangleq \{p_k^m, \{\zeta_k^m\}, \{\gamma_k^m\}\}$. The only troublesome constraints in the above problem are (12c) and (12d) which can be written in the form of second-order cone (SOC) as given in (13a) and (13b).

$$2^{\zeta_k^m - 1} \left[\sum_{k' \neq k} p_{k'}^m |h_{k,k'}^m|^2 + p_m^m |h_{m,k}^m|^2 + 1 \right] \leq p_k^m |g_k^m|^2, \quad (13a)$$

$$p_k^m |(\mathbf{w}_{k,e}^m)^\dagger \mathbf{h}_{k,e}^m|^2 \leq 2^{\gamma_k^m - 1} \left[p_m^m |(\mathbf{w}_e^m)^\dagger \mathbf{h}_{m,e}^m|^2 + 1 \right]. \quad (13b)$$

We need to find convex approximations of the constraints (13a) and (13b). Let $x_1 = 2^{\zeta_k^m - 1}$, $y_1 = \sum_{k' \neq k} p_{k'}^m |h_{k,k'}^m|^2 + p_m^m |h_{m,k}^m|^2 + 1$, $x_2 = 2^{\gamma_k^m - 1}$, and $y_2 = p_m^m |(\mathbf{w}_e^m)^\dagger \mathbf{h}_{m,e}^m|^2 + 1$ then these constraints become $E_1 : x_1 y_1 \leq t_1$ and $E_2 : x_2 y_2 \geq t_2$, where $t_1 = p_k^m |g_k^m|^2$ and $p_k^m |(\mathbf{w}_{k,e}^m)^\dagger \mathbf{h}_{k,e}^m|^2$. We recall that $xy = \frac{1}{4}[(x+y)^2 - (x-y)^2]$. It can be noted that we need a convex upper bound of xy for the convex approximations of E_1 and a concave lower bound of xy for the convex approximation of E_2 , which are respectively expressed as [17]

$$x_1 y_1 \leq \frac{1}{4}[(x_1 + y_1)^2 - 2(x_1 - y_1)(x_1^n - y_1^n) + (x_1^n - y_1^n)^2] \leq t_1, \quad (14a)$$

$$x_2 y_2 \geq \frac{1}{4}[2(x_2 + y_2)(x_2^n + y_2^n) - (x_2^n + y_2^n)^2 - (x_2 - y_2)^2] \geq t_2. \quad (14b)$$

Each iteration of the SCA algorithm is approximated by the following convex problem:

$$\underset{\mathbf{z}}{\text{maximize}} \quad \{z \mid \mathbf{x} \in \mathcal{F}\}, \quad (15)$$

where $\mathcal{F} \triangleq \{(12b), (12e), (14a), (14b)\}$. The SCA algorithm description is outlined in Algorithm 1.

Algorithm 1 SCA Algorithm for Solving 12

- 1: Input: $\mathbf{x}^{(0)}, n = 1$
 - 2: **while** convergence **do**
 - 3: $\mathbf{x}^{(n+1)} \leftarrow$ Solve (15)
 - 4: $n = n + 1$
 - 5: **end while**
 - 6: Output: \mathbf{x}^*
-

C. Proposed FISTA Algorithm

Although methods based on the SCA framework have proved to be very efficient, they generally require high complexity due to the use of interior point convex solvers such as MOSEK for our problem. To further reduce the complexity of the proposed SCA method, we now propose a second method based on the FISTA algorithm to solve the approximate problem (11), which is more computationally efficient. The proposed FISTA-based algorithm is stated in Algorithm 2. Here, we define $\mathcal{P} = \{\mathbf{p} \mid 0 < p_k^m \leq p_{\max}^m, \forall m \in M \text{ and } 0 < p_k^m \leq p_{\max}^m, \forall k \in K, \forall m \in M\}$ and choose $\alpha_p < 1/L$, where L is a Lipschitz constant.

Algorithm 2 Proposed FISTA Algorithm for Solving 12

- 1: Input: $\mathbf{p}^{(0)} \in \mathcal{P}, \alpha_p < 1/L, n = 1$
 - 2: **while** convergence **do**
 - 3: $\mathbf{p}^{(n)} = \Phi_{\mathcal{P}}(\mathbf{p}^{(n-1)} + \alpha_p \nabla_{\mathbf{p}} \mathcal{R}(\mathbf{p}^{(n-1)}))$
 - 4: $n = n + 1$
 - 5: **end while**
 - 6: Output: \mathbf{p}^*
-

Each iteration of the Algorithm 2 requires mainly two components: gradient w.r.t. \mathbf{p} and projection onto \mathcal{P} . In the following, we provide closed-form expressions for these components.

1) *Gradient w.r.t. \mathbf{p}* : The gradient w.r.t. \mathbf{p} is given as

$$\nabla_{\mathbf{p}} \mathcal{R}(\mathbf{p}) = \sum_m \sum_k \nabla_{\mathbf{p}} R_k^m(\mathbf{p}) = \sum_m \sum_k \nabla_{\mathbf{p}} [C_k^m - C_{k,e}^m] +. \quad (16)$$

We know that $\nabla_{\mathbf{p}}(X) = [(\nabla_{\mathbf{p}^1}(X))^T, \dots, (\nabla_{\mathbf{p}^M}(X))^T]^T$. Further, $\nabla_{\mathbf{p}^m} = [(\nabla_{p_1^m}(X))^T, \dots, (\nabla_{p_K^m}(X))^T]^T$. The gradients $\nabla_{p_i^m} C_k^m$ and $\nabla_{p_i^m} C_{k,e}^m$ are given as

$$\nabla_{p_i^m} C_k^m = \begin{cases} \frac{W}{A+B} (|g_k^m|^2), & i = k \\ \frac{W}{A+B} (|h_{k,i}^m|^2) - \frac{W}{B} (|h_{k,i}^m|^2), & i \neq k \end{cases}, \quad (17)$$

$$\nabla_{p_i^m} C_{k,e}^m = \begin{cases} \frac{W}{C+D} |(\mathbf{w}_{k,e}^m)^\dagger \mathbf{h}_{k,e}^m|^2, & i = k \\ 0, & i \neq k \end{cases}, \quad (18)$$

where $A = p_k^m |g_k^m|^2$, $B = \sum_{k' \neq k} p_{k'}^m |h_{k,k'}^m|^2 + p_m^m |h_{m,k}^m|^2 + \sigma^2$, $C = p_k^m |(\mathbf{w}_{k,e}^m)^\dagger \mathbf{h}_{k,e}^m|^2$, and $D = p_m^m |(\mathbf{w}_e^m)^\dagger \mathbf{h}_{k,e}^m|^2 + |(\mathbf{w}_{k,e}^m)^\dagger \mathbf{n}_e^m|^2$.

2) *Projection onto \mathcal{P}* : For a given \mathbf{x} , projection onto \mathcal{P} is the solution to the following problem:

$$\Phi_{\mathcal{P}}(\mathbf{x}) = \underset{\mathbf{p}}{\text{minimize}} \left\{ \|\mathbf{p} - \mathbf{x}\|^2 \mid 0 < \mathbf{p} \leq p_{\max}^m \right\}. \quad (19)$$

It is straightforward to check that the solution to the above problem is

$$\mathbf{p} = \min(\mathbf{x}, p_{\max}^m). \quad (20)$$

In Algorithm 2, we need to select a stepsize such that $\alpha_p < 1/L$. Practically, finding the Lipschitz constant and hence the stepsize could be challenging. Therefore, to tune the stepsize, we use linesearch in each iteration of the FISTA algorithm, i.e., we find the largest stepsize which satisfies

$$\mathcal{R}(\mathbf{p}) \leq \mathcal{R}(\mathbf{p}^{n-1}) + \delta \|\Phi_{\mathcal{P}}(\mathbf{p}^{n-1} + \alpha_p \nabla_{\mathbf{p}} \mathcal{R}(\mathbf{p}^{n-1})) - \mathbf{p}^{n-1}\|^2. \quad (21)$$

We refer to the modified algorithm with linesearch as FISTA with linesearch (FISTA-L) in the results sections.

D. Complexity Analysis

The per-iteration computational complexity of the proposed SCA algorithm is $\mathcal{O}(M^{3.5} K^{3.5})$ [16]. For the computational complexity of FISTA, we note that finding $\mathcal{R}(\mathbf{q}, \mathbf{p})$ and $\nabla_{\mathbf{p}} \mathcal{R}(\mathbf{q}, \mathbf{p})$ requires $\mathcal{O}(MK)$ multiplications. Projection onto \mathcal{P} requires $\mathcal{O}(K)$ operations. Hence, the per-iteration complexity of the FISTA algorithm is $\mathcal{O}(MK)$.

V. NUMERICAL RESULTS

In VANETs, automobiles are equipped with on-board units (OBUs) that permit communication either among themselves or with roadside units (RSUs) utilising the DSRC protocol [18]. As per the DSRC standard, a vehicle normally transmits signals within a time interval ranging from 100 to 300 ms [19]. The effective communication range between vehicles is often between 50 m and 300 m, while the communication range of RSUs is typically constrained to roughly 1000 m [20].

We assume a coherence time of 200 ms. Each vehicle transmits signals within this coherence time. The communication range between V2V pair and between the vehicle and BS are set to 100 m and 1000 m, respectively. During each coherence interval, vehicles on urban area roads (maximum speed = 50 km/h) and national highways (maximum speed = 100 km/h) can cover a distance of 1.39 m and 2.78 m, respectively. Since the distance covered by the vehicles is substantially lower than the coverage area (1000 m), we assume V2X and V2V channels to remain constant during each coherence interval, which is a reasonable assumption. Further, we assume each next vehicle passes a certain point on the road after almost 5 seconds. Thus, when $v = 50$ km/h, the distance between the neighbouring VUE pairs will be ≈ 69.45 m which is within the coverage area so inter-VUE interference will be present. For $v = 100$ km/h, this

distance becomes ≈ 138.9 m which is outside the coverage area so inter-VUE interference can be neglected.

A. Simulation Parameters

If not otherwise mentioned, we set $p_m^m = 1$ W, $p_{\max}^m = 1$ W, $B = 20$ MHz, $\delta = 10^{-5}$, and $v = 50$ km/h. Both iterative methods are terminated when the difference of the objective for the latest two iterations is less than 10^{-5} . For the SCA method, we use convex conic solver MOSEK through the modelling tool YALMIP. Each channel instance in Fig. 1 is modelled as a Rician fading channel [12]. In the context of Rician fading, the channel response comprises a deterministic line-of-sight (LOS) component and a stochastic non-line-of-sight (NLOS) component, as given below.

$$h = \sqrt{\frac{1}{1+k}} (\sqrt{k} h_{\text{LOS}} + h_{\text{NLOS}}). \quad (22)$$

B. Results

We remark that the considered system is different from [12] as they consider channel estimation at EVE (which is practically insecure), and thus, has not been considered in this paper. Moreover, the computational complexity of the KM method is $\mathcal{O}(Z^4)$, where Z is a 3-D variable, making it difficult to run even for small-scale settings. However, SCA and FISTA methods have computational complexity of $\mathcal{O}(M^{3.5} K^{3.5})$ (including YALMIP's modelling complexity) and $\mathcal{O}(MK)$, respectively. Thus, we only provide numerical results for SCA and FISTA methods in this section.

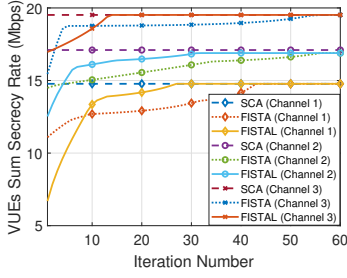
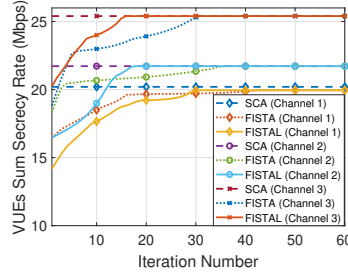
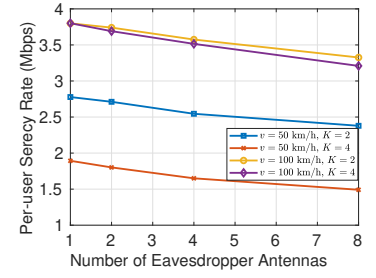
We first compare the performance at convergence of the proposed FISTA and FISTA-L methods against the solution from the proposed SCA method. In Figs. 2 and 3, we consider two different sets of parameters: (i) $M = K = 4$, $N_t = 4$, and $N_e = 2$ and (ii) $M = K = 8$, $N_t = 8$, and $N_e = 4$, and three randomly generated channels for each of these sets of parameters. It can be observed that for both scenarios, the FISTA and FISTA-L methods nearly converge to the same solution as the solution achieved using the SCA method. For some channels (channel 2 in Fig. (2) and channel 3 in Fig. (3)), we observe 1% less objective from the first-order methods, which makes SCA superior in terms of performance.

The main advantage of the first order methods over the SCA method lie in the lower computational complexity, as given in Section (IV-D). It can be observed in Table I that, for three different scenarios, the runtime of FISTA and FISTA-L methods is significantly lower than the SCA method.

TABLE I
AVERAGE RUNTIME (IN SECONDS) COMPARISON BETWEEN SCA AND FIRST-ORDER (FISTA AND FISTA-L) ALGORITHMS. SCENARIOS 1: $M = K = 4$, $N_t = 4$, $N_e = 2$; SCENARIOS 2: $M = K = 6$, $N_t = 6$, $N_e = 3$; SCENARIOS 3: $M = K = 8$, $N_t = 8$, $N_e = 4$.

Algorithm	Scenario 1	Scenario 2	Scenario 3
SCA	115.92	412.53	509.10
FISTA	0.39	0.85	1.48
FISTA-L	0.05	0.12	0.2

The choice between SCA and FISTA offers benefits, but each has its own drawbacks. SCA's accurate optimizations can boost network performance and security, though it takes its time, which might slow down real-time responses. On the other hand, FISTA is fast and keeps the network adaptable, but it may

Fig. 2. $M = K = 4$, $N_t = 4$, and $N_e = 2$.Fig. 3. $M = K = 8$, $N_t = 8$, and $N_e = 4$.Fig. 4. $M = 4$ and $N_t = 4$.

not always achieve maximum performance or security. Both methods have their strengths, with just a few trade-offs along the way.

Finally, we want to look at the aspect of how increasing the strength of EVE affects the achievable secrecy rate. For this purpose, we plot the per-user secrecy rate against the number of EVE antennas (N_e) averaged over 100 channel realisations as shown in Fig. 4. As we increase N_e , the per-user secrecy rate decreases, which is expected because the EVE gets more strength to eavesdrop on the desired channel. In addition, when the number of VUE pairs increases, the per-user secrecy rate decreases due to inter-user interference. Moreover, the decrease in the per-user is higher for low speeds ($v = 50$ km/h) and almost negligible for high speeds ($v = 100$ km/h). This is due to the reason that at $v = 50$ km/h, the increase in the number of VUE pairs increases the inter-VUE interference, and thus, the per-user secrecy rate decreases. However, when $v = 100$ km/h, the distance between two neighbouring VUE pairs is more than the coverage range of 100 m (provided that each next vehicle passes through a certain point after 5 s). Hence, the inter-VUE interference is negligible and the per-user secrecy rate almost remains the same.

VI. CONCLUSION

In this paper, we proposed two methods for maximizing the sum secrecy rate of all VUE pairs in the presence of CUEs. Specifically, we have considered the joint optimization of bandwidth reuse coefficients and power control variables and solved the problem first through the SCA method, which is a well-known optimization technique. Later, to reduce the complexity of the SCA method, we proposed another first-order low-complexity FISTA method. We have showcased through numerical analysis that the proposed SCA and FISTA methods exhibit a trade-off in terms of convergence and computational complexity. While SCA provides better performance, FISTA has significantly reduced runtime. Moreover, our findings suggest that when the speed of vehicles is low, the reduced distance between consecutive vehicles within the coverage range results in a decrease in the per-user secrecy rate for pairs of VUE. For future work, it is always worth exploring a more complex system model such as multiuser MIMO with imperfect CSI.

ACKNOWLEDGMENT

Funding for this research is provided by the European Union's Horizon Europe research and innovation program through the Marie Skłodowska-Curie SE grant under the agreement RE-ROUTE No 101086343.

REFERENCES

- [1] X. Luo, Y. Liu, H.-H. Chen, and Q. Guo, "Physical layer security in intelligently connected vehicle networks," *IEEE Network*, vol. 34, no. 5, pp. 232–239, 2020.
- [2] A. Talpur and M. Gurusamy, "Machine learning for security in vehicular networks: A comprehensive survey," *IEEE Commun. Surveys Tuts.*, vol. 24, no. 1, pp. 346–379, 2022.
- [3] J.-H. Lee, "Optimal power allocation for physical layer security in multi-hop DF relay networks," *IEEE Trans. Wireless Commun.*, vol. 15, no. 1, pp. 28–38, 2016.
- [4] L. Lai and H. El Gamal, "The relay-eavesdropper channel: Cooperation for secrecy," *IEEE Trans. Inf. Theory*, vol. 54, no. 9, pp. 4005–4019, 2008.
- [5] L. J. Rodriguez, N. H. Tran, T. Q. Duong, T. Le-Ngoc, M. ElKashlan, and S. Shetty, "Physical layer security in wireless cooperative relay networks: state of the art and beyond," *IEEE Commun. Mag.*, vol. 53, no. 12, pp. 32–39, 2015.
- [6] B. M. ElHalawany, A. A. A. El-Banna, and K. Wu, "Physical-layer security and privacy for vehicle-to-everything," *IEEE Commun. Mag.*, vol. 57, no. 10, pp. 84–90, 2019.
- [7] U. Maurer, "Secret key agreement by public discussion from common information," *IEEE Trans. Inf. Theory*, vol. 39, no. 3, pp. 733–742, 1993.
- [8] N. Cai and R. W. Yeung, "Secure network coding on a wiretap network," *IEEE Trans. Inf. Theory*, vol. 57, no. 1, pp. 424–435, 2011.
- [9] R. Barskar, M. Ahirwar, and R. Vishwakarma, "Secure key management in vehicular ad-hoc network: A review," in *Int. Conf. Signal Process. Commun. Power Embedded Syst. (SCOPES)*, pp. 1688–1694, 2016.
- [10] W. Yang, R. Zhang, C. Chen, and X. Cheng, "Secrecy-based resource allocation for vehicular communication networks with outdated CSI," in *IEEE Veh. Technol. Conf. (VTC-Fall)*, pp. 1–5, 2017.
- [11] L. Liang, H. Ye, G. Yu, and G. Y. Li, "Deep-learning-based wireless resource allocation with application to vehicular networks," *Proceedings of the IEEE*, vol. 108, no. 2, pp. 341–356, 2020.
- [12] Y. Liu *et al.*, "Secrecy rate maximization via radio resource allocation in cellular underlaying V2V communications," *IEEE Trans. Veh. Technol.*, vol. 69, pp. 7281–7294, July 2020.
- [13] A. Beck, *First-order methods in optimization*. Society for Industrial and Applied Mathematics (SIAM), 2017.
- [14] C. Cseh, "Architecture of the dedicated short-range communications (DSRC) protocol," in *IEEE Veh. Technol. Conf. (VTC)*, vol. 3, pp. 2095–2099 vol.3, 1998.
- [15] Y.-S. Shiu, S. Y. Chang, H.-C. Wu, S. C.-H. Huang, and H.-H. Chen, "Physical layer security in wireless networks: a tutorial," *IEEE Wireless Communications*, vol. 18, no. 2, pp. 66–74, 2011.
- [16] H. Q. Ngo, L.-N. Tran, T. Q. Duong, M. Matthaiou, and E. G. Larsson, "On the total energy efficiency of cell-free massive MIMO," *IEEE Trans. Green Commun. Netw.*, vol. 2, no. 1, pp. 25–39, 2018.
- [17] M. Farooq, T. T. Vu, H. Q. Ngo, and L.-N. Tran, "Massive MIMO for serving federated learning and non-federated learning users," *IEEE Trans. Wireless Commun.*, vol. 23, no. 1, pp. 247–262, 2024.
- [18] C. V. S. C. Consortium *et al.*, "Vehicle safety communications project (final report)," 2005.
- [19] C. Zhang, X. Lin, R. Lu, and P.-H. Ho, "RAISE: An efficient RSU-aided message authentication scheme in vehicular communication networks," in *IEEE Int. Conf. Commun. (ICC)*, pp. 1451–1457, 2008.
- [20] T. L. Willke, P. Tientrakool, and N. F. Maxemchuk, "A survey of inter-vehicle communication protocols and their applications," *IEEE Commun. Surveys Tuts.*, vol. 11, no. 2, pp. 3–20, 2009.