

Self-Imagine: Effective Unimodal Reasoning with Multimodal Models using Self-Imagination

Syeda Nahida Akter¹, Aman Madaan¹, Sangwu Lee², Yiming Yang¹, Eric Nyberg¹
Language Technologies Institute, Carnegie Mellon University, Pittsburgh, PA, United States¹
Department of Computer Science, University of Rochester, Rochester, NY, United States²
{sakter, amadaan}@cs.cmu.edu

Abstract

The potential of Vision-Language Models (VLMs) often remains underutilized in handling complex text-based problems, particularly when these problems could benefit from visual representation. Resonating with humans' ability to solve complex text-based problems by (1) creating a visual diagram from the problem and (2) deducing what steps they need to take to solve it, we propose Self-Imagine. We leverage a single Vision-Language Model (VLM) to generate a structured representation of the question using HTML, then render the HTML as an image, and finally use the same VLM to answer the question using both the question and the image. Our approach does not require any additional training data or training. We evaluate our approach on three mathematics tasks and nine general-purpose reasoning tasks using state-of-the-art (LLAVA-1.5 and GEMINI PRO) VLMs. Our approach boosts the performance of LLAVA-1.5 and GEMINI PRO on all math tasks (on average GSM8K: +3.1%; ASDIV: +3.2%; SVAMP: +6.9%) and the majority of the general-purpose reasoning tasks by 3.2% to 6.0% on average.¹

1 Introduction

Vision Language Models (VLM) are getting increasingly adept at solving a wide range of reasoning tasks (Liu et al., 2023a,b; You et al., 2023; Ye et al., 2023; Chen et al., 2023b; Zhang et al., 2023; Chen et al., 2023a; Dai et al., 2023; Lu et al., 2023). As these capabilities advance, VLMs are set to replace the current text-only language models for general-purpose interfaces like BARD (GoogleAI, 2023) and ChatGPT (OpenAI, 2021). In such scenarios, the deployed VLM would be required to handle a wide variety of end-user queries. Crucially, this includes queries that are not inherently multimodal, such as math-reasoning problems or program synthesis (Cobbe et al., 2021).

A key question arises in these situations: How should a VLM, capable of functioning in a text-only mode like a Language Language Model (LLM), handle text-based queries? While the default approach is to process these queries purely as text, this method does not fully exploit the VLM's capabilities in image processing. Recent studies on human problem-solving provide a clue to addressing this gap: humans often draw visual representations to better understand and solve problems (Boonen et al., 2014; van Garderen et al., 2012; Krawec, 2014).

Building on this insight, we propose Self-Imagine—a technique designed to enhance the reasoning abilities of VLMs on text-only tasks through visualization (Figure 1). Self-Imagine initially generates a graphical representation of the text query using the VLM. Then, the *same* VLM is used to solve the problem using both the original question and the self-generated image.

An inherent challenge is that advanced VLMs are not typically equipped for direct image generation. To circumvent this, we utilize the VLM's code generation capabilities to generate HTML code visually representing the query information. This HTML is then rendered as an image, which, when used in conjunction with the original text query, allows the VLM to operate with both textual and visual information. With Self-Imagine, the VLM efficiently serves dual purposes: generating visual representations and solving the problem. This strategy effectively reduces reliance on separate image generation models such as DALL-E (Shi et al., 2020), streamlining the problem-solving process.

We test our approach across three mathematical reasoning tasks and nine general-purpose reasoning tasks. We find that Self-Imagine is particularly effective when the generated image demonstrates the information in a structured way that corresponds to the reasoning steps needed to be performed to solve the question. We show that

¹Code and data at <https://github.com/snat1505027/self-Imagine>

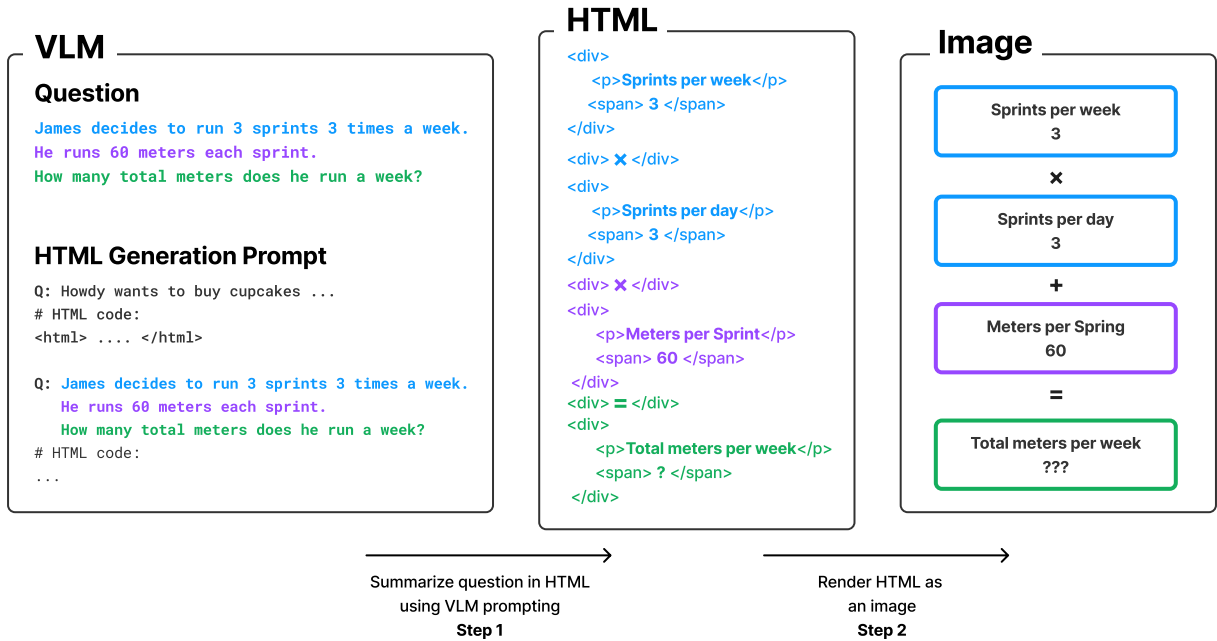


Figure 1: Generating an image from a question via a single VLM through HTML.

Self-Imagine improves the performance of state-of-the-art VLMs (LLAVA-1.5 (Liu et al., 2023a), GEMINI PRO (Team, 2023)) across all math reasoning tasks namely GSM8K (Cobbe et al., 2021) (+1.67 to 4.62%), ASDIV (Miao et al., 2020) (+2.01 to 4.49%) and SVAMP (Patel et al., 2021) (+4.5 to 9.30%), and achieves superior performance (ranging from 0.40% to 13.2% improvement) in five out of nine general-purpose reasoning tasks while receiving comparable accuracy to question only setup in other tasks.

2 Self-Imagine

Unlike Large Language Models (LLM), Vision Language Models (VLM) can combine multiple modalities in the same representation space and perform complex reasoning. However, when it comes to unimodal downstream tasks (e.g., math-reasoning), VLMs are not fully leveraged due to the absence of additional modalities. In Self-Imagine, we circumvent this by generating a visual representation for a given reasoning question using the VLM in the form of an image. Then, the same VLM is fed both the question and the generated image to answer the question. In the following section, we expand on the image generation from the question.

2.1 Generate Image from Question

While VLM cannot generate images directly, they are pre-trained on large corpus of programs and

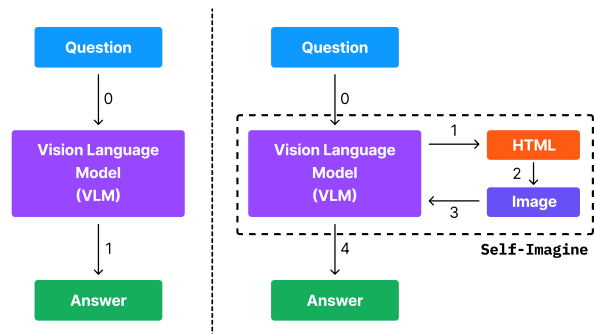


Figure 2: **[Left] Reasoning using VLM without Self-Imagine:** Given a question (0), the VLM generates an answer (1). **[Right] Reasoning using VLM with Self-Imagine:** Given a question (0), the VLM generates a structured representation of the question using HTML (1). The HTML is rendered as an image (2) which is then passed along with the question to the VLM again (3). The VLM finally generates the answer by combining both vision and language modalities (4).

thus are proficient in code generation. Thus, we utilize code generation capabilities of these models to create an image for the question. While there are several choices for choosing a representation (SVG (St.Laurent et al., 2001), Tikz (Tantau, 2022)), we use HTML due to its prevalence and its ability to easily generate structured information from questions using tables, lists, flow charts, etc.

Generate HTML from Question. To convert natural language questions into HTML, we choose two Vision Language Models (VLM): LLAVA-

1.5 (Liu et al., 2023a) & GEMINI PRO (Team, 2023)), due to their impressive performance on a wide range of reasoning tasks. Since multimodal models are not traditionally trained for HTML generation, we approach this using a few-shot prompt, interleaving natural language questions with HTML codes. For each natural language question q_i , we generate a corresponding HTML code h_i . These are paired as $\langle q_i, h_i \rangle$ to form a prompt $p = \{q_j, h_j\}_{j=1}^K$, where $K = 5$ represents the number of in-context examples chosen for diversity in reasoning tasks. Given a new question q_t , we combine it with the prompt p and a placeholder image I_d , and input these into the VLM to generate the HTML h_t for q_t as shown in Equation 1.

$$h_t = \text{VLM}(p \parallel q_t, I_d) \quad (1)$$

Convert HTML to Image. After generating HTML from questions, we use the ‘imgkit’ python library to render these HTML codes into images. To evaluate the role of images in reasoning tasks, we conduct experiments both with and without the generated images. We append task-specific prompts to the questions, as detailed in Table 4. In the image-inclusive experiments, we use the HTML-generated images alongside the concatenated prompts and questions, inputting these into the VLM for processing.

$$\begin{aligned} I_g &= f(h_t) \\ y_t &= \text{VLM}(p \parallel q_t, I_g) \end{aligned} \quad (2)$$

Here, f represents the HTML renderer, and I_g represents the final generated image from the question. y_t is the answer generated using the question with the prompt ($p \parallel q_t$) and the image (I_g).

3 Experimental Setup

Benchmarks. We explore two kinds of reasoning tasks to evaluate our approach: (1) *math word problems* consisting of GSM8K (Cobbe et al., 2021), ASDIV (Miao et al., 2020), and SVAMP (Patel et al., 2021) and (2) *symbolic reasoning* consisting of NAVIGATE, GEOMETRIC SHAPES, TRACKING SHUFFLED OBJECTS, PENGUINS IN A TABLE, COLORED OBJECTS, DATE UNDERSTANDING, and OBJECT COUNTING tasks from BIG-Bench Hard (Suzgun et al., 2022).

Baselines. For the baseline, we consider zero-shot prompting where we only pass a basic prompt (Table 4) and the question. We performed greedy

decoding from the language model using a temperature of 0. Note that this is a realistic setup for current open-source multimodal LLMs, which cannot accept a prompt interleaved with text and images.

Vision Language Models. We use LLaVA-1.5 (Liu et al., 2023a) and GEMINI PRO (Team, 2023) as our VLMS and keep each one of them consistent throughout the HTML generation phase to the question-answering phase. LLaVA-1.5 uses a CLIP ViT-L (Radford et al., 2021) as a vision encoder and Vicuna 13B (Chiang et al., 2023) as the LLM. Conversely, GEMINI PRO is built on Transformer architecture (Vaswani et al., 2017) and is trained with a wide range of multimodal data. The architecture of this model has not been disclosed yet. In this paper, we accessed GEMINI PRO through Google AI Studio. GEMINI PRO comes with default safety features that block certain questions, especially those involving potentially illegal or sensitive content. For our analysis, we disabled these safety settings.

Evaluation During the evaluation, we slightly modified the standard evaluation protocol (Gao et al., 2023a), which consisted of matching the words “The answer is” followed by a numerical output. We found that the VLM sometimes fails to follow this sentence verbatim even when it produces the correct answer. To accommodate these cases, we simply take the last number/option of the generated text as the answer to the question.

4 Results

We summarize our results across three math and nine reasoning tasks in Table 1. We define the baseline setup as ‘*Question Only*’ when we only feed the question with the basic prompt to the VLM. Self-Imagine is indicated by the ‘*Question + Image*’ setup where we generate the HTML from the question at first and pass the rendered image from HTML along with the basic prompt and question to the VLM as input (Equation 2).

Self-Imagine improves the VLMS’ performance in all math reasoning tasks: for example, Self-Imagine improves the base LLaVA-1.5 and GEMINI PRO by 9.30% and 4.50% accordingly in SVAMP. In OBJECT COUNTING (LLaVA-1.5: +5.60%; GEMINI PRO: +4.40%), COLORED OBJECTS (LLaVA-1.5: +5.20%; GEMINI PRO: +1.20%) and GEOMETRIC SHAPES (LLaVA-1.5: +0.40%; GEMINI

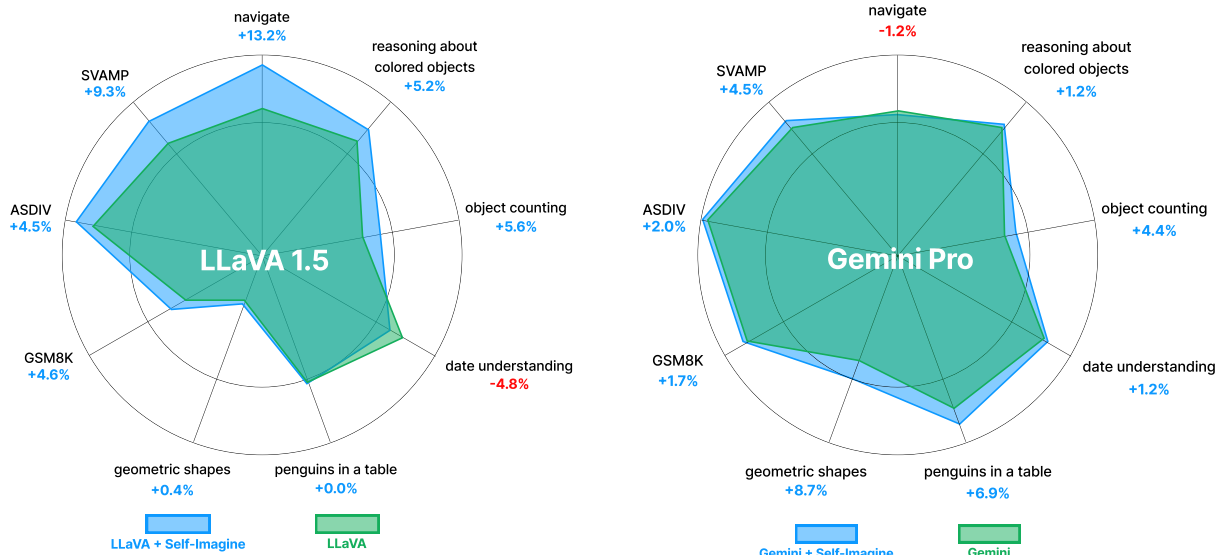


Figure 3: **Self-Imagine main results:** Self-Imagine improves accuracy over a diverse range of mathematical and symbolic reasoning tasks.

PRO: +8.70%), inclusion of Self-Imagine improves both VLMS.

LLAVA-1.5 and GEMINI PRO have different subsets of symbolic reasoning tasks in which they benefit from Self-Imagine. In particular, LLAVA-1.5 benefits from Self-Imagine in tasks involving multiple variables e.g., navigation and tracking multiple objects tasks, as the image provides additional structured information on top of the question. On the contrary, GEMINI PRO + Self-Imagine excels in list and tabular reasoning tasks such as DATE UNDERSTANDING (+1.20%) and PENGUINS IN A TABLE (+6.85%). All these tasks require diverse reasoning abilities, and the improvement across these tasks represents the generalizability of Self-Imagine.

However, Self-Imagine hurts the performance of VLMS in some of the symbolic reasoning tasks - for LLAVA-1.5: DATE UNDERSTANDING (-4.80%); for GEMINI PRO: NAVIGATE (-1.20%). These tasks are easier to solve using only the question rather than having an image. The reason behind degradation with an image is two-fold: (1) the generated images are incorrect and visually not informative given the question (DATE UNDERSTANDING, NAVIGATE), (2) HTML cannot visually portray terms like swap between objects and cannot keep track of an object after multiple swaps (TRACKING SHUFFLED OBJECTS). These results indicate that stronger image generation capabilities that capture consecutive progression of reasoning might help to boost the performance of the VLM.

In the following section, we demonstrate that the improvement is highly correlated with the quality of the generated image, underscoring the dependency on the ease of converting text into an image. In addition, an image that appropriately captures the flow of reasoning always guides the VLM to the correct reasoning path.

5 Analysis

5.1 Math Reasoning

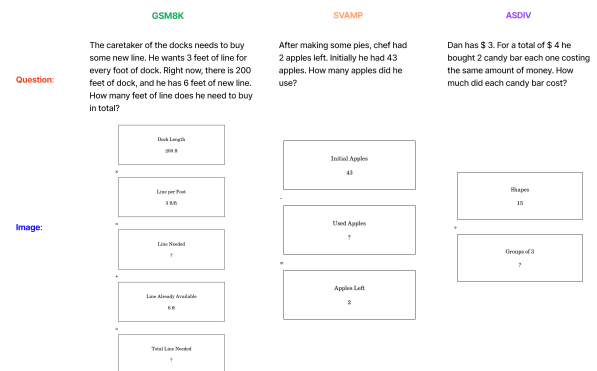


Figure 4: Example from math world problem tasks.

For math reasoning tasks, we analyze the performance of VLMS with and without image support. This analysis includes examining performance variations across question complexity, the length of the reasoning chain, and specific instances where images contribute positively or negatively to problem-solving. The generated images, as depicted in Figure 4, predominantly feature boxes, each labeling

Task	Dataset	LLAVA-1.5		GEMINI PRO	
		Question Only	Question + Image	Question Only	Question + Image
Math Reasoning	GSM8K	26.69	31.31 (+4.62)	74.37	76.04 (+1.67)
	ASDIV	52.24	56.73 (+4.49)	82.01	84.02 (+2.01)
	SVAMP	43.50	52.80 (+9.30)	69.50	74.00 (+4.50)
Symbolic Reasoning	OBJECT COUNTING	31.20	36.80 (+5.60)	46.40	50.80 (+4.40)
	NAVIGATE	44.80	58.00 (+13.2)	60.80	59.60 (-1.20)
	COLORED OBJECTS	44.80	50.00 (+5.20)	70.40	71.60 (+1.20)
	DATE UNDERSTANDING	50.00	45.20 (-4.80)	72.80	74.00 (+1.20)
	PENGUINS IN A TABLE	41.10	41.10 (0.00)	70.55	77.40 (+6.85)
	GEOMETRIC SHAPES	14.40	14.80 (+0.40)	48.00	56.70 (+8.70)

Table 1: Comparison of accuracy between ‘Question Only’ and ‘Question + Image’ across diverse reasoning tasks where the image has been generated using Self-Imagine.

a variable and its value, designed to simplify and clarify the information presented in the question.

Why does image help? The primary advantage of using images lies in their ability to distill complex information into a more manageable format. In several tasks, particularly those involving substantial irrelevant data (e.g., GSM8K, ASDIV), an image serves as a focused reference point, enabling the model to concentrate on key variables and their values (see Table 2, Table 5 for examples). Additionally, images often include variable names marked with question marks, as shown in Figure 4, which guide the model in identifying the critical elements necessary for multi-step reasoning.

Image helps solve moderately complex questions. In general, longer questions tend to be complex. Here, we examine the performance variation regarding question length as detailed in Figure 6. We find that image helps LLAVA-1.5 more than GEMINI PRO in longer and more complex questions in ASDIV and SVAMP tasks. This finding aligns with the previous explanation, i.e., the image removes unnecessary verbose from the question, making the reasoning process easier.

However, we can also observe that for more complex questions in the GSM8K task (question length > 70 for LLAVA-1.5 & question length > 50 for GEMINI PRO), performance with images deteriorates compared to performance without images. This decline stems from the inadequate HTML generated by longer questions, which often fail to encapsulate all the necessary information. Therefore, images generated from those HTMLs confuse the VLMs rather than help.

This observation also holds for questions with

longer reasoning chains depicted in Figure 7 for the GSM8K task. Questions that require a longer chain-of-thoughts (COT) are not better represented with images for LLAVA-1.5. However, GEMINI PRO is robust to increasing COT length and rather benefits from having a structured representation for complex questions. This analysis also presents an opportunity for future research. It suggests that the most challenging questions, which intuitively could benefit the most from the structural and contextual support provided by images, are precisely where current methodologies for image generation fall short.

Why does the image hurt? While images generally enhance the VLM’s reasoning, specific scenarios lead to diminished performance. A notable issue arises during HTML generation, where the VLM occasionally pre-solves arithmetic sequences, embedding them into the image (Table 6). This can mislead the model if the embedded calculations are incorrect. Furthermore, certain concepts like ‘trade/exchange’ or ‘add/delete’ are challenging to represent visually, leading to inaccuracies in questions involving these terms. Another complication involves questions with fractions, such as ‘Shelly ate $3/4$ of the eggs from a dozen.’ The corresponding images often depict these fractions in a simplified form (e.g., a box labeled ‘Already ate: $3/4 \times 12$ ’), which the model struggles to compute accurately as it requires the execution of multiple operations (i.e., division and multiplication) simultaneously. Similarly, when the VLM tries to execute multiple operations mentioned in the image, it usually generates the incorrect answer. For example, in Table 10, with the image, the VLM executes four operations in a single line (i.e., $10 * 1/2 + 15 * 1/3$)

Question	Stephen placed an online order for groceries. His final bill came to \$40.00. Because this was through a delivery vendor, they tacked on a 25% fee to his final total and charged him \$3.00 in delivery fees. Stephen also added a \$4.00 tip. After the extra fees, what was the final price of Stephen’s groceries?
Image	
Label	57
Output With Image	To find the final price of Stephen’s groceries, we need to calculate the total cost after the extra fees and tip have been added. 1. Calculate the 25% fee: $\$40.00 \text{ (final bill)} * 0.25 = \10.00 (25\% fee) 2. Add the delivery fee to the final bill: $\$40.00 \text{ (final bill)} + \$10.00 \text{ (25\% fee)} + \$3.00 \text{ (delivery fee)} = \$53.00 \text{ (total cost with fees)}$ 3. Add the tip to the total cost: $\$53.00 \text{ (total cost with fees)} + \$4.00 \text{ (tip)} = \$57.00 \text{ (final price of groceries)}$ The answer is \$57.00 .
Output Without Image	The final price of Stephen’s groceries was $\$40.00 + 25\% \text{ fee} + \$3.00 \text{ delivery fee} + \$4.00 \text{ tip} = \$40.00 + 0.25 * 40 + 3 + 4 = \$40.00 + 10 + 3 + 4 = \$40.00 + 13 = \53.00 . The answer is \$53.00 .

Table 2: Example of Image improving reasoning in GSM8K task for Llava-1.5.

and ends up generating the wrong answer. But without an image, the calculation is broken down even further, producing the correct answer. This problem might be solved with an improved image that breaks down each step as a single operation consisting of two numbers.

5.2 Symbolic Reasoning

In this category, we focus on nine diverse reasoning tasks from BIG-Bench Hard benchmark (Suzgun et al., 2022) to observe the importance of image. We break down the overall accuracy by tasks and analyze the performance by question complexity and answer types. The images generated with HTML for the tasks are images with labeled/colored boxes (Figure 5b), tables (Figure 5a, Figure 5c). Occasionally, we find that the generated image simply contains the text (as in Table 11).

Why and when does image help? The overall accuracy indicates a decent improvement for Llava-1.5 (2.56%) with Self-Imagine (as Figure 3) where GEMINI PRO receives slight accuracy loss (-1.69%) with self-generated image. We further break down the results across the tasks. As shown in Figure 3, adding an image augments the performance of Llava-1.5 in the majority of sym-

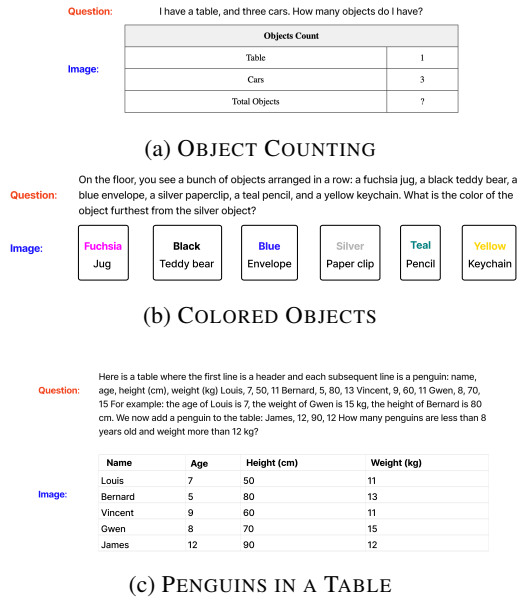


Figure 5: Examples from some BIG-Bench Hard tasks.

bolic reasoning tasks while achieving comparable performance in others. In parallel, adding images improves GEMINI PRO in tasks that require shape, color, list, and tabular reasoning such as COLORED OBJECTS, OBJECT COUNTING, DATE UNDERSTANDING, PENGUINS IN A TABLE, and GEO-

METRIC SHAPES.

For COLORED OBJECTS, PENGUINS IN A TABLE, and OBJECT COUNTING tasks, the VLMs generate well-structured tables or multiple boxes in rows with variable names in one column and corresponding values in another column. Thus, when solving with an image, the reasoning problem simplifies to finding column sums or specific table elements. Notably, GEMINI PRO, being a decent table parser (Akter et al., 2023), excels in these tasks with images. In GEOMETRIC SHAPES, the HTML simply depicts the shape provided in the SVG vector. As a result, image helps both VLMs by providing a visual reference of the intended shape in the question (as Table 9).

Finally, in NAVIGATE task, LLAVA-1.5 significantly improves with image inclusion, while GEMINI PRO shows little degradation in accuracy. Unlike other tasks, the NAVIGATE task is challenging to depict using HTML. Therefore, most of the images generated with both VLMs for this task contain texts either showing the question or necessary reasoning steps in natural language (Table 11). Without an image, LLAVA-1.5 performs poorly compared to GEMINI PRO on this task. However, with images, the LLAVA-1.5 executes additional reasoning during HTML generation, thereby increasing the likelihood of predicting the correct answer in the presence of an image. This phenomenon also explains GEMINI PRO’s improvement in the DATE UNDERSTANDING task with images, as the generated HTML primarily offers reasoning steps in natural language.

Image helps with shorter (GEMINI PRO) and more complex questions (LLAVA-1.5). Following subsection 5.1, we investigate the impact of the image in the reasoning process with increasing question length. Here, we observe distinct behaviors in two VLMs. As depicted in Figure 8, LLAVA-1.5 benefits from images with both simpler, shorter questions and more complex ones, while GEMINI PRO’s performance declines as question length increases. Generating high-quality HTML is also easier for simpler and shorter questions, which benefits both VLMs during question answering with the appropriate image. However, with longer questions, the generated HTMLs tend to ignore some information or can not summarize all information in a structured manner. This results in lower performance compared to without image setup.

Why does the image hurt? Despite the benefits observed in certain tasks, incorporating images into the reasoning process can worsen performance in others. We observe that the reason behind the performance drop-off is two-fold: (1) images generated from HTML are incorrect or missing information, and (2) generated images cannot depict the reasoning process.

As mentioned in the previous sections, VLM is not good at showing/tracking swaps, additions, or deletions in the HTML. Therefore, without images, responses are better when the questions have swaps, insertions, and deletions of elements. In DATE UNDERSTANDING and NAVIGATE tasks, the images generated from HTML often fail to accurately represent the questions. In DATE UNDERSTANDING, LLAVA-1.5 generated HTML can not fully maintain the date, month, and year pattern mentioned in the question text (Table 12) which further confuses the VLM while performing reasoning with the image. Similarly, in NAVIGATE, GEMINI PRO generated HTML can not effectively depict the progression of navigation steps mentioned in the question text.

Dataset	LLAVA-1.5		GEMINI PRO	
	Question Only	Question + Image	Question Only	Question + Image
TRACKING 3 OBJECTS	33.60	30.80 (-2.80)	60.00	46.40 (-13.6)
TRACKING 5 OBJECTS	18.00	18.40 (+0.40)	41.20	27.60 (-13.6)
TRACKING 7 OBJECTS	12.00	16.80 (+4.80)	34.40	28.80 (-5.60)

Table 3: Accuracy with and without Self-Imagine in TRACKING SHUFFLED OBJECTS tasks.

Why TRACKING SHUFFLED OBJECTS is hard?

To analyze the performance of Self-Imagine in multi-variable tracking tasks, we experiment with TRACKING SHUFFLED OBJECTS (TSO) tasks. These tasks are inherently difficult as they require tracking multiple objects and their attributes through consecutive swaps.

TSO tasks with five or seven objects are particularly challenging, requiring more tracking steps compared to the three-object task. This complexity reveals a strength of Self-Imagine: by providing images that log object attributes and swaps, we enable LLAVA-1.5 to simplify its reasoning process and improve performance (Table 7). For LLAVA-1.5, this visual aid offers the most benefit on longer questions (exceeding 120 words), including the seven-object task (Figure 8).

In contrast, GEMINI PRO attempts to solve swaps directly within the HTML generation process.

However, it cannot consistently maintain accurate object tracking after multiple swaps (Table 7). This leads to incorrect HTML and reduced accuracy when images are included.

Challenging task that can be helped by Self-Imagine. We further investigate the efficacy of Self-Imagine using one-hop self-refinement (Madaan et al., 2023) on top of TSO (3) task. This task is inherently difficult, as VLMs often generate incorrect HTML representations for object swaps. Our approach addresses this issue by instructing the VLM to refine its initial HTML. We render the refined HTML into an image and provide both the image and the original question to the VLM. For this step, we select Gemini due to its strong instruction-following capabilities. Using self-refinement, Self-Imagine achieves a +14.4% improvement on the TSO (3) task, surpassing the text-only setup by +0.80%.

Image helps a different subset of a particular task. We further investigate the cases where having an image is beneficial and when having an image hurts. We analyze performance by task, identifying two situations (Figure 9): (i) **Image Improves:** The VLM produces a correct answer with an image but fails without it (see Figure 9 for task-specific breakdown), (ii) The VLM generates an incorrect answer with an image but provides the correct answer in a text-only setting. This analysis reveals that for each task, there exist distinct subsets of questions where images are either essential for reaching the correct answer or lead to errors the model would otherwise avoid. Further investigation is needed to understand the nature of these subsets and how they relate to visual reasoning processes.

6 Related Works

Reasoning with VLMs. Recently a wide-range of VLMs have shown impressive performance in complex reasoning tasks (OpenAI, 2023; Liu et al., 2023a; Zhu et al., 2023; Li et al., 2023; Dai et al., 2023; Liu et al., 2023b). However, for math word problems (Cobbe et al., 2021; Koncel-Kedziorski et al., 2016; Patel et al., 2021) or symbolic reasoning tasks (Suzgun et al., 2022), the VLM can not fairly compete with the LLM as the nature of these tasks is unimodal. While considerable efforts have been invested in improving the performance of LLMs on these reasoning tasks during inference

(Madaan et al., 2023; Wang et al., 2023; Gao et al., 2023b; Wei et al., 2023; Poesia et al., 2023; Hao et al., 2023), fewer endeavors have been made to tackle these challenges from the perspective of a vision-language model (Lee et al., 2023; Hsu et al., 2023). A very relevant work to ours is (Hsu et al., 2023), which leverages LLM to generate drawing commands and reads out abstractions from the resulting picture. However, it relies on a fine-tuned visual foundation model (Lee et al., 2023) to interpret abstractions from the drawn diagram, requiring additional training data. In addition, diagrams can only benefit specific tasks, limiting their applicability to diverse reasoning types. In this paper, we study these text-only benchmarks using VLMs by proposing a simple idea to leverage the full potential of a VLM on diverse reasoning tasks.

Improving reasoning capabilities with generated data Commonsense reasoning research has long explored ways to augment the input, either through retrieval (Yang et al., 2019; Guu et al., 2020) or generation with specialized models (Tandon et al., 2018; Shwartz et al., 2020; Bosselut et al., 2019; Clark et al., 2020; Madaan et al., 2021a,b). Recently, Chain-of-thought (CoT) approaches have shown success by eliciting the reasoning process before generating an answer (Kojima et al., 2022; Wang et al., 2022; Wei et al., 2023).

Self-Imagine explores an underutilized modality – image reasoning – to improve text-based reasoning tasks. Unlike traditional CoT’s focus on intermediate text, our method integrates generated visual information within the reasoning process. Thus, Self-Imagine can be seen as a visual counterpart to chain-of-thought.

7 Conclusion and Future Work

In this work, we present Self-Imagine, an approach that maximizes the capabilities of Vision Language Models (VLMs) in solving text-only reasoning tasks. Our method draws on a common human problem-solving technique, creating visual representations of problems to aid in reasoning. Our approach is self-sufficient, requiring no additional data, supervision, or training. Through our intensive experiments with diverse reasoning tasks, we find that Self-Imagine significantly improves the performance of state-of-the-art VLMs (LLAVA-1.5 & GEMINI PRO) using self-generated images. We also find that the extent of improvement relies heavily on the quality of the generated image.

We present cases where image improves and hurts the performance of the VLM, motivating future research on better image generation approaches.

Limitations

The success of Self-Imagine heavily relies on the quality of the image generated from the question. Questions incorporating the progression of a variable or character can not be easily depicted in a single HTML. In addition, not all real-world tasks require visualization before solving. Hence, Self-Imagine is not generalizable to all kinds of reasoning tasks. Moreover, there can be multiple ways of visualization rather than one specific way, which we have not explored in this paper yet.

References

- Syeda Nahida Akter, Zichun Yu, Aashiq Muhamed, Tianyue Ou, Alex Bäuerle, Ángel Alexander Cabrera, Krish Dholakia, Chenyan Xiong, and Graham Neubig. 2023. [An in-depth look at gemini’s language abilities](#).
- A.J.H. Boonen, F. van Wesel, J. Jolles, and M. van der Schoot. 2014. [The role of visual representation type, spatial ability, and reading comprehension in word problem solving: An item-level analysis in elementary school children](#). *International Journal of Educational Research*, 68(4):15–26.
- Antoine Bosselut, Hannah Rashkin, Maarten Sap, Chaitanya Malaviya, Asli Celikyilmaz, and Yejin Choi. 2019. [COMET: Commonsense transformers for automatic knowledge graph construction](#). In *Proceedings of the 57th Annual Meeting of the Association for Computational Linguistics*, pages 4762–4779, Florence, Italy. Association for Computational Linguistics.
- Delong Chen, Jianfeng Liu, Wenliang Dai, and Baoyuan Wang. 2023a. [Visual instruction tuning with polite flamingo](#). *arXiv preprint arXiv:2307.01003*.
- Jun Chen, Deyao Zhu, Xiaoqian Shen, Xiang Li, Zechu Liu, Pengchuan Zhang, Raghuraman Krishnamoorthi, Vikas Chandra, Yunyang Xiong, and Mohamed Elhoseiny. 2023b. [Minigpt-v2: large language model as a unified interface for vision-language multi-task learning](#). *arXiv preprint arXiv:2310.09478*.
- Wei-Lin Chiang, Zhuohan Li, Zi Lin, Ying Sheng, Zhanghao Wu, Hao Zhang, Lianmin Zheng, Siyuan Zhuang, Yonghao Zhuang, Joseph E. Gonzalez, Ion Stoica, and Eric P. Xing. 2023. [Vicuna: An open-source chatbot impressing gpt-4 with 90%* chatgpt quality](#).
- P. Clark, Oren Etzioni, Daniel Khashabi, Tushar Khot, B. D. Mishra, Kyle Richardson, Ashish Sabharwal, Carissa Schoenick, Oyvind Tafjord, Niket Tandon, Sumithra Bhakthavatsalam, Dirk Groeneveld, Michal Guerquin, and Michael Schmitz. 2020. [From ‘f’ to ‘a’ on the n.y. regents science exams: An overview of the aristo project](#). *AI Mag.*, 41:39–53.
- Karl Cobbe, Vineet Kosaraju, Mohammad Bavarian, Mark Chen, Heewoo Jun, Lukasz Kaiser, Matthias Plappert, Jerry Tworek, Jacob Hilton, Reiichiro Nakano, Christopher Hesse, and John Schulman. 2021. [Training verifiers to solve math word problems](#). *arXiv preprint arXiv:2110.14168*.
- Wenliang Dai, Junnan Li, Dongxu Li, Anthony Meng Huat Tiong, Junqi Zhao, Weisheng Wang, Boyang Li, Pascale Fung, and Steven Hoi. 2023. [Instructblip: Towards general-purpose vision-language models with instruction tuning](#).
- Leo Gao, Jonathan Tow, Baber Abbasi, Stella Biderman, Sid Black, Anthony DiPofi, Charles Foster, Laurence Golding, Jeffrey Hsu, Alain Le Noac’h, Haonan Li, Kyle McDonell, Niklas Muennighoff, Chris Ociepa, Jason Phang, Laria Reynolds, Hailey Schoelkopf, Aviya Skowron, Lintang Sutawika, Eric Tang, Anish Thite, Ben Wang, Kevin Wang, and Andy Zou. 2023a. [A framework for few-shot language model evaluation](#).
- Luyu Gao, Aman Madaan, Shuyan Zhou, Uri Alon, Pengfei Liu, Yiming Yang, Jamie Callan, and Graham Neubig. 2023b. [PAL: Program-aided language models](#). In *Proceedings of the 40th International Conference on Machine Learning*, volume 202 of *Proceedings of Machine Learning Research*, pages 10764–10799. PMLR.
- GoogleAI. 2023. Bard.
- Kelvin Guu, Kenton Lee, Zora Tung, Panupong Pasupat, and Mingwei Chang. 2020. [Retrieval augmented language model pre-training](#). In *International Conference on Machine Learning*, pages 3929–3938. PMLR.
- Shibo Hao, Yi Gu, Haodi Ma, Joshua Hong, Zhen Wang, Daisy Wang, and Zhiting Hu. 2023. [Reasoning with language model is planning with world model](#). In *Proceedings of the 2023 Conference on Empirical Methods in Natural Language Processing*, pages 8154–8173, Singapore. Association for Computational Linguistics.
- Joy Hsu, Gabriel Poesia, Jiajun Wu, and Noah D. Goodman. 2023. [Can visual scratchpads with diagrammatic abstractions augment LLM reasoning?](#) In *I Can’t Believe It’s Not Better Workshop: Failure Modes in the Age of Foundation Models*.
- Takeshi Kojima, Shixiang Shane Gu, Machel Reid, Yutaka Matsuo, and Yusuke Iwasawa. 2022. [Large Language Models are Zero-Shot Reasoners](#). *arXiv preprint arXiv:2205.11916*.

- Rik Koncel-Kedziorski, Subhro Roy, Aida Amini, Nate Kushman, and Hannaneh Hajishirzi. 2016. [MAWPS: A math word problem repository](#). In *Proceedings of the 2016 Conference of the North American Chapter of the Association for Computational Linguistics: Human Language Technologies*, pages 1152–1157, San Diego, California. Association for Computational Linguistics.
- Jennifer L. Krawec. 2014. [Problem representation and mathematical problem solving of students of varying math ability](#). *Journal of Learning Disabilities*, 47(2):103–115. PMID: 22392891.
- Kenton Lee, Mandar Joshi, Iulia Raluca Turc, Hexiang Hu, Fangyu Liu, Julian Martin Eisenschlos, Urvasi Khandelwal, Peter Shaw, Ming-Wei Chang, and Kristina Toutanova. 2023. Pix2struct: Screen-shot parsing as pretraining for visual language understanding. In *International Conference on Machine Learning*, pages 18893–18912. PMLR.
- Junnan Li, Dongxu Li, Silvio Savarese, and Steven Hoi. 2023. BLP-2: bootstrapping language-image pre-training with frozen image encoders and large language models. In *ICML*.
- Haotian Liu, Chunyuan Li, Yuheng Li, and Yong Jae Lee. 2023a. Improved baselines with visual instruction tuning.
- Shilong Liu, Hao Cheng, Haotian Liu, Hao Zhang, Feng Li, Tianhe Ren, Xueyan Zou, Jianwei Yang, Hang Su, Jun Zhu, Lei Zhang, Jianfeng Gao, and Chunyuan Li. 2023b. Llava-plus: Learning to use tools for creating multimodal agents.
- Pan Lu, Baolin Peng, Hao Cheng, Michel Galley, Kai-Wei Chang, Ying Nian Wu, Song-Chun Zhu, and Jianfeng Gao. 2023. Chameleon: Plug-and-play compositional reasoning with large language models. *arXiv preprint arXiv:2304.09842*.
- Aman Madaan, Dheeraj Rajagopal, Niket Tandon, Yiming Yang, and Eduard Hovy. 2021a. [Could you give me a hint? generating inference graphs for defeasible reasoning](#). In *Findings of the Association for Computational Linguistics: ACL-IJCNLP 2021*, pages 5138–5147, Online. Association for Computational Linguistics.
- Aman Madaan, Niket Tandon, Prakhar Gupta, Skyler Hallinan, Luyu Gao, Sarah Wiegrefe, Uri Alon, Nouha Dziri, Shrimai Prabhumoye, Yiming Yang, Sean Welleck, Bodhisattwa Prasad Majumder, Shashank Gupta, Amir Yazdanbakhsh, and Peter Clark. 2023. [Self-refine: Iterative refinement with self-feedback](#).
- Aman Madaan, Niket Tandon, Dheeraj Rajagopal, Peter Clark, Yiming Yang, and Eduard Hovy. 2021b. Think about it! improving defeasible reasoning by first modeling the question scenario. In *Proceedings of the 2021 Conference on Empirical Methods in Natural Language Processing*, pages 6291–6310.
- Shen-yun Miao, Chao-Chun Liang, and Keh-Yih Su. 2020. A diverse corpus for evaluating and developing english math word problem solvers. In *Proceedings of the 58th Annual Meeting of the Association for Computational Linguistics*, pages 975–984.
- OpenAI. 2021. Openai gpt-3.5 api [gpt-3.5-turbo].
- OpenAI. 2023. [Gpt-4 technical report](#).
- Arkil Patel, Satwik Bhattamishra, and Navin Goyal. 2021. [Are NLP models really able to solve simple math word problems?](#) In *Proceedings of the 2021 Conference of the North American Chapter of the Association for Computational Linguistics: Human Language Technologies*, pages 2080–2094, Online. Association for Computational Linguistics.
- Gabriel Poesia, Kanishk Gandhi, Eric Zelikman, and Noah D. Goodman. 2023. [Certified reasoning with language models](#).
- Alec Radford, Jong Wook Kim, Chris Hallacy, Aditya Ramesh, Gabriel Goh, Sandhini Agarwal, Girish Sastry, Amanda Askell, Pamela Mishkin, Jack Clark, Gretchen Krueger, and Ilya Sutskever. 2021. [Learning transferable visual models from natural language supervision](#). In *Proceedings of the 38th International Conference on Machine Learning*, volume 139 of *Proceedings of Machine Learning Research*, pages 8748–8763. PMLR.
- Zhan Shi, Xu Zhou, Xipeng Qiu, and Xiaodan Zhu. 2020. [Improving image captioning with better use of captions](#).
- Vered Shwartz, Peter West, Ronan Le Bras, Chandra Bhagavatula, and Yejin Choi. 2020. [Unsupervised commonsense question answering with self-talk](#). In *Proceedings of the 2020 Conference on Empirical Methods in Natural Language Processing (EMNLP)*, pages 4615–4629, Online. Association for Computational Linguistics.
- Simon St-Laurent, Murata Makoto, and Dan Kohn. 2001. [XML Media Types](#). RFC 3023.
- Mirac Suzgun, Nathan Scales, Nathanael Schärli, Sebastian Gehrmann, Yi Tay, Hyung Won Chung, Aakanksha Chowdhery, Quoc V Le, Ed H Chi, Denny Zhou, and Jason Wei. 2022. Challenging big-bench tasks and whether chain-of-thought can solve them. *arXiv preprint arXiv:2210.09261*.
- Niket Tandon, Bhavana Dalvi, Joel Grus, Wen-tau Yih, Antoine Bosselut, and Peter Clark. 2018. [Reasoning about actions and state changes by injecting commonsense knowledge](#). In *Proceedings of the 2018 Conference on Empirical Methods in Natural Language Processing*, pages 57–66, Brussels, Belgium. Association for Computational Linguistics.
- Till Tantau. 2022. *The TikZ and PGF Packages*. Manual for version 3.1.9a.
- Gemini Team. 2023. [Gemini: A family of highly capable multimodal models](#).

Delinda van Garderen, Amy Scheuermann, and Christa Jackson. 2012. [Developing representational ability in mathematics for students with learning disabilities: A content analysis of grades 6 and 7 textbooks](#). *Learning Disability Quarterly*, 35(1):24–38.

Ashish Vaswani, Noam Shazeer, Niki Parmar, Jakob Uszkoreit, Llion Jones, Aidan N Gomez, Łukasz Kaiser, and Illia Polosukhin. 2017. [Attention is all you need](#). In *Advances in Neural Information Processing Systems*, volume 30. Curran Associates, Inc.

Xuezhi Wang, Jason Wei, Dale Schuurmans, Quoc Le, Ed Chi, and Denny Zhou. 2022. [Self-Consistency Improves Chain of Thought Reasoning in Language Models](#). *arXiv preprint arXiv:2203.11171*.

Xuezhi Wang, Jason Wei, Dale Schuurmans, Quoc V Le, Ed H. Chi, Sharan Narang, Aakanksha Chowdhery, and Denny Zhou. 2023. [Self-consistency improves chain of thought reasoning in language models](#). In *The Eleventh International Conference on Learning Representations*.

Jason Wei, Xuezhi Wang, Dale Schuurmans, Maarten Bosma, Brian Ichter, Fei Xia, Ed Chi, Quoc Le, and Denny Zhou. 2023. [Chain-of-thought prompting elicits reasoning in large language models](#).

Wei Yang, Yuqing Xie, Aileen Lin, Xingyu Li, Luchen Tan, Kun Xiong, Ming Li, and Jimmy Lin. 2019. [End-to-end open-domain question answering with BERTserini](#). In *Proceedings of the 2019 Conference of the North American Chapter of the Association for Computational Linguistics (Demonstrations)*, pages 72–77, Minneapolis, Minnesota. Association for Computational Linguistics.

Qinghao Ye, Haiyang Xu, Guohai Xu, Jiabo Ye, Ming Yan, Yiyang Zhou, Junyang Wang, Anwen Hu, Pengcheng Shi, Yaya Shi, Chaoya Jiang, Chenliang Li, Yuanhong Xu, Hehong Chen, Junfeng Tian, Qi Qian, Ji Zhang, and Fei Huang. 2023. [mplug-owl: Modularization empowers large language models with multimodality](#).

Haoxuan You, Haotian Zhang, Zhe Gan, Xianzhi Du, Bowen Zhang, Zirui Wang, Liangliang Cao, Shih-Fu Chang, and Yinfei Yang. 2023. [Ferret: Refer and ground anything anywhere at any granularity](#). *arXiv preprint arXiv:2310.07704*.

Shilong Zhang, Peize Sun, Shoufa Chen, Min Xiao, Wenqi Shao, Wenwei Zhang, Kai Chen, and Ping Luo. 2023. [Gpt4roi: Instruction tuning large language model on region-of-interest](#).

Deyao Zhu, Jun Chen, Xiaoqian Shen, Xiang Li, and Mohamed Elhoseiny. 2023. [Minigt-4: Enhancing vision-language understanding with advanced large language models](#). *arXiv preprint arXiv:2304.10592*.

A Appendix

B Prompts

The prompt used for image generation is shown in [Listing 1](#). Please see the code repository for the complete prompt.

```
1 Q: Alfie, the albatross, flies 400
2 kilometers every day. If the
3 circumference of the earth is 40,000
4 kilometers, how many days will it
5 take Alfie to fly a distance equal
6 to half of the way around the earth?
7
8 # HTML code:
9
10 <!DOCTYPE html>
11 <html lang="en">
12 <head>
13 <meta charset="UTF-8">
14 <meta name="viewport" content="width=
15 device-width, initial-scale=1.0">
16 <title>Alfie's Journey</title>
17 <style>
18 .diagram-container {{
19 display: flex;
20 align-items: center;
21 justify-content: center;
22 flex-direction: column;
23 font-family: Arial, sans-serif;
24 }}
25
26 .earth {{
27 position: relative;
28 width: 200px;
29 height: 200px;
30 border: 3px solid blue;
31 border-radius: 50%;
32 overflow: hidden;
33 }}
34
35 .text {{
36 margin: 10px;
37 text-align: center;
38 }}
39
40 .stat {{
41 display: flex;
42 justify-content: space-around;
43 margin-top: 20px;
44 }}
45
46 .stat > div {{
47 text-align: center;
48 }}
49 </style>
50 </head>
51 <body>
52 <div class="diagram-container">
53 <div class="earth">
54 <div class="albatross-flight"></div>
55 </div>
56 <div class="text">Alfie's Journey
57 Around the Earth</div>
```

```

56 <div class="stat">
57 <div>
58 <strong>Alfie's Daily Distance:</
59 strong><br>
60 400 km
61 </div>
62 <div>
63 <strong>Earth's Circumference:</
64 strong><br>
65 40,000 km
66 </div>
67 <div>
68 <strong>Target Distance:</strong><
69 br>
70 20,000 km (halfway around the
71 Earth)
72 </div>
73 </div>
</div>
</body>
</html>

```

Listing 1: Prompt for generating HTML using VLM

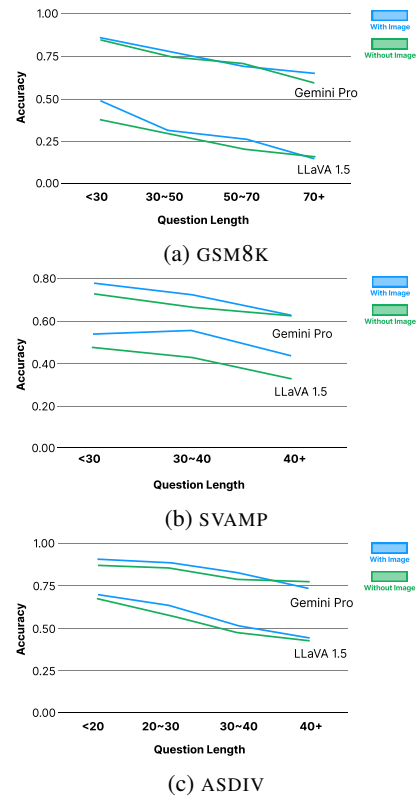


Figure 6: Accuracy by question length across three mathematical reasoning tasks. In the cases of ASDIV and SVAMP, accuracy is notably higher when utilizing images for longer and more intricate questions compared to scenarios without images. However, in the context of more complex questions, such as those found in GSM8K, the limitations of the VLM become apparent. In this scenario, the inability to generate effective HTML results in erroneous image generation, consequently leading to decreased accuracy, particularly with longer questions.

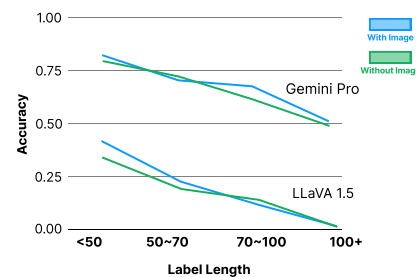


Figure 7: GSM8K accuracy by chain-of-thought length. Similar to the findings in Figure 6, image representations for complex questions are not efficient and structured. Therefore, the inclusion of images does not enhance the representation of questions that demand longer chains of thought.

Task	Prompt	
	Question Only	Question + Image
GSM8K, ASDIV, SVAMP, MAWPS	Solve the math problem. Think step-by-step. Always end your answer with ‘The answer is ⟨answer⟩’.	Solve the math problem using the image. Think step-by-step. Always end your answer with ‘The answer is ⟨answer⟩’.
PENGUINS IN A TABLE	Answer questions about a table of penguins and their attributes.	Answer questions about a table of penguins and their attributes using the image.
COLORED OBJECTS	Answer extremely simple questions about the colors of objects on a surface.	Answer extremely simple questions about the colors of objects on a surface using the image.
OBJECT COUNTING	Questions that involve enumerating objects and asking the model to count them.	Questions that involve enumerating objects and asking the model to count them using the image.
NAVIGATE	Given a series of navigation instructions, determine whether one would end up back at the starting point.	Given a series of navigation instructions, determine whether one would end up back at the starting point using the image.
DATE UNDERSTANDING	Infer the date from context.	Infer the date from context using the image.
GEOMETRIC SHAPES	Name geometric shapes from their SVG paths.	Name geometric shapes from their SVG paths and using the image.
TEMPORAL SEQUENCES	Answer questions about which times certain events could have occurred.	Answer questions about which times certain events could have occurred using the image.
TRACKING SHUFFLED OBJECTS	A task requiring determining the final positions of a set of objects given their initial positions and a description of a sequence of swaps.	A task requiring determining the final positions of a set of objects given their initial positions and a description of a sequence of swaps using the image.

Table 4: Prompts used for both reasoning and mathematics tasks. For all reasoning tasks, we also add *Please think step-by-step, and finally answer by selecting an option using the format “The answer is ⟨option⟩”* after adding the question to the above mentioned prompts.

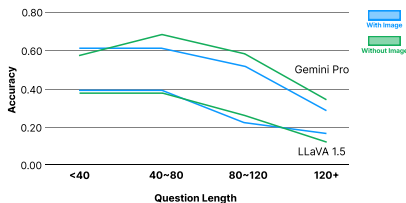


Figure 8: Accuracy by Question Length for a subset of BIG-Bench-Hard benchmark. Incorporating images helps when the corresponding question is simpler and shorter and when the questions are more complex.

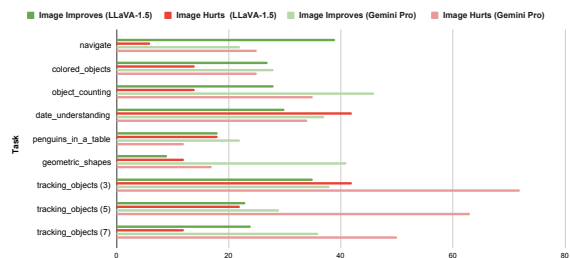


Figure 9: Number of Instances from each subtask impacted by Image. Here ‘Image Hurts’ represents instances that achieved correct answers without image and got incorrect with image. Similarly ‘Image Improves’ shows data points getting the correct answers with image and getting incorrect without image.

Question	John buys twice as many red ties as blue ties. The red ties cost 50% more than blue ties. He spent \$200 on blue ties that cost \$40 each. How much did he spend on ties?
Image	<p>John's Tie Purchase</p> <p>Variables and Values</p> <ul style="list-style-type: none"> • Number of blue ties: b • Number of red ties: $2b$ • Cost of a blue tie: \$40 • Cost of a red tie: $\\$40 * 1.5 = \\60 • Total cost of blue ties: $b * \\$40$ • Total cost of red ties: $2b * \\$60$ • Total cost of ties: $(b * \\$40) + (2b * \\$60)$ <p>Calculations</p> <p>Given that John spent \$200 on blue ties:</p> $b * \$40 = \200 <p>Solving for b:</p> $b = \$200 / \40 $b = 5$ <p>Therefore, John bought 5 blue ties and $2 * 5 = 10$ red ties.</p> <p>The total cost of blue ties is $5 * \\$40 = \\200.</p> <p>The total cost of red ties is $10 * \\$60 = \\600.</p> <p>Total cost of ties: $\\$200 + \\$600 = \\$800$</p>
Label	800
Output With Image	Let the number of blue ties be b . The number of red ties is twice the number of blue ties, so there are $2b$ red ties. The cost of a blue tie is \$40, and the cost of a red tie is 50% more than the cost of a blue tie, so the cost of a red tie is $40 * 1.5 = \$60$. The total cost of the blue ties is $b * 40$, and the total cost of the red ties is $2b * 60$. The total cost of the ties is $b * 40 + 2b * 60$. We know that John spent \$200 on blue ties, so we can write the equation $b * 40 = 200$. Solving for b , we get $b = 5$. Therefore, John bought 5 blue ties and $2 * 5 = 10$ red ties. The total cost of the blue ties is $5 * 40 = \$200$. The total cost of the red ties is $10 * 60 = \$600$. The total cost of the ties is $200 + 600 = \$800$. The answer is \$800 .
Output Without Image	John bought 5 blue ties and 10 red ties. The blue ties cost \$200, so the red ties cost \$300. He spent a total of \$500 on ties. The answer is 500 .

Table 5: Example of Image improving reasoning in GSM8K task for GEMINI PRO.

Question	Our class got fifty-four books from the library. Then we got twenty-three more books from the library. How many books did our class get from the library?
Image	
Label	77
Output With Image	To solve this problem, we need to add the initial number of books (50) and the number of books received from the library (23). $50 + 23 = 73$ The answer is 73 .
Output Without Image	To solve this problem, we need to add the number of books the class got from the library initially (54) to the number of books they got from the library later (23). Step 1: Add 54 and 23 to find the total number of books the class got from the library. $54 + 23 = 77$ The answer is 77 .

Table 6: Example of Image hurting reasoning in ASDIV task for LLAVA-1.5.

Question	<p>Alice, Bob, and Claire are on the same team in a soccer match. At the start of the match, they are each assigned to a position: Alice is playing goalkeeper, Bob is playing left winger, and Claire is playing center midfielder.</p> <p>As the game progresses, pairs of players occasionally swap positions. First, Claire and Bob trade positions. Then, Alice and Bob trade positions. Finally, Claire and Alice trade positions. At the end of the match, Alice is playing</p> <p>Options: (A) goalkeeper (B) left winger (C) center midfielder</p>
Image	<p>Soccer Positions</p> <p>At the start of the match, the positions are:</p> <ul style="list-style-type: none"> • Alice: goalkeeper • Bob: left winger • Claire: center midfielder <p>After the first trade, the positions are:</p> <ul style="list-style-type: none"> • Alice: goalkeeper • Bob: center midfielder • Claire: left winger <p>After the second trade, the positions are:</p> <ul style="list-style-type: none"> • Alice: left winger • Bob: goalkeeper • Claire: center midfielder <p>After the third trade, the positions are:</p> <ul style="list-style-type: none"> • Alice: center midfielder • Bob: goalkeeper • Claire: left winger <p>At the end of the match, Alice is playing center midfielder.</p>
Label	(B)
Output With Image	<p>After the first trade, Alice is still the goalkeeper, Bob is now the center midfielder, and Claire is the left winger.</p> <p>After the second trade, Alice is now the left winger, Bob is the goalkeeper, and Claire is still the center midfielder. After the third trade, Alice is the center midfielder, Bob is the left winger, and Claire is the goalkeeper. At the end of the match, Alice is playing center midfielder. The answer is (C).</p>
Output Without Image	<p>First, Claire and Bob trade positions. This means that Claire is now playing left winger and Bob is playing center midfielder. Next, Alice and Bob trade positions. This means that Alice is now playing center midfielder and Bob is playing goalkeeper. Finally, Claire and Alice trade positions. This means that Claire is now playing goalkeeper and Alice is playing left winger. Therefore, at the end of the match, Alice is playing left winger. The answer is (B).</p>

Table 7: Example of Image hurting reasoning in TRACKING SHUFFLED OBJECTS of three objects task for GEMINI PRO.

Question	If you follow these instructions, do you return to the starting point? Take 8 steps. Turn around. Take 8 steps. Options: - Yes - No
Image	Return to Starting Point Instructions: Take 8 steps. Turn around. Take 8 steps. Answer: No Explanation: After following the instructions, you will be facing the opposite direction from where you started. You would need to turn around again to face the starting point.
Label	(B)
Output With Image	The answer is No . You start by taking 8 steps forward. Then you turn around, which means you are now facing the opposite direction. Then you take 8 steps forward again. This means you are now 8 steps away from your starting point, but facing the opposite direction. You would need to turn around again to face the starting point.
Output Without Image	The answer is yes .

Table 8: Example of Image hurting reasoning in NAVIGATE task for GEMINI PRO.

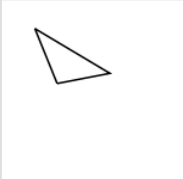
Question	This SVG path element <code><path d="M 30.17,45.97 L 58.79,40.36 L 18.10,15.70 M 18.10,15.70 L 30.17,45.97"/></code> draws a Options: (A) circle (B) heptagon (C) hexagon (D) kite (E) line (F) octagon (G) pentagon (H) rectangle (I) sector (J) triangle
Image	What does this SVG path draw? 
Label	(J)
Output With Image	The path starts at point (30.17,45.97) and draws a line to point (58.79,40.36). Then it draws another line to point (18.10,15.70). Finally, it draws a line back to the starting point (30.17,45.97). The resulting shape is a triangle. The answer is (J) .
Output Without Image	The path element consists of two subpaths. The first subpath starts at (30.17, 45.97) and goes to (58.79, 40.36), then (18.10, 15.70). The second subpath starts at (18.10, 15.70) and goes back to (30.17, 45.97). The first subpath looks like a line from (30.17, 45.97) to (18.10, 15.70), and the second subpath looks like a line from (18.10, 15.70) to (30.17, 45.97). So it should be a line. The answer is (E) .

Table 9: Example of Image improving reasoning in GEOMETRIC SHAPES task for GEMINI PRO.

Question	A pound of almonds costs \$10 while a pound of walnuts costs \$15. How much more does it cost for a mixture of 1/2 pound almonds and 1/3 pound walnuts than a mixture of 1/5 pound almonds and 1/3 pound walnuts?
Image	
Label	3
Output With Image	<p>To solve this problem, we need to find the cost of each mixture and then compare them.</p> <p>Cost of 1/2 pound almonds and 1/3 pound walnuts: We know that a pound of almonds costs \$10, and a pound of walnuts costs \$15. To find the cost of 1/2 pound almonds and 1/3 pound walnuts, we need to multiply the cost per pound by the amount of each nut in the mixture: $(10/\text{lb}) * (1/2 \text{ lb almonds}) + (15/\text{lb}) * (1/3 \text{ lb walnuts}) = \\$10 + \\$5 = \\15</p> <p>Cost of 1/5 pound almonds and 1/3 pound walnuts: We can find the cost of this mixture in a similar way: $(10/\text{lb}) * (1/5 \text{ lb almonds}) + (15/\text{lb}) * (1/3 \text{ lb walnuts}) = \\$2 + \\$5 = \\7</p> <p>Comparison: Now we can compare the costs of the two mixtures: $\\$15 - \\$7 = \\$8$ The answer is \$8.</p>
Output Without Image	<p>To solve this problem, we need to find the cost of the mixture of 1/2 pound almonds and 1/3 pound walnuts and compare it to the cost of the mixture of 1/5 pound almonds and 1/3 pound walnuts.</p> <p>First, we need to find the cost of 1/2 pound of almonds and 1/3 pound of walnuts. We can do this by multiplying the cost per pound of almonds and walnuts by the respective weights: $1/2 \text{ pound of almonds} * \\$10/\text{pound} = \\$1/2 * 10 = 5$ $1/3 \text{ pound of walnuts} * \\$15/\text{pound} = \\$1/3 * 15 = 5$ The total cost of the mixture is the sum of the costs of the almonds and walnuts: $\\$5 + \\$5 = \\$5 + 5 = 10$</p> <p>Next, we need to find the cost of 1/5 pound of almonds and 1/3 pound of walnuts. We can do this in the same way: $1/5 \text{ pound of almonds} * \\$10/\text{pound} = \\$1/5 * 10 = 2$ $1/3 \text{ pound of walnuts} * \\$15/\text{pound} = \\$1/3 * 15 = 5$ The total cost of the mixture is the sum of the costs of the almonds and walnuts: $\\$2 + \\$5 = \\$2 + 5 = 7$</p> <p>Now we can compare the costs of the two mixtures: $\\$10 - \\$7 = \\$10 - 7 = 3$ The answer is \$3.</p>

Table 10: Example of Image hurting reasoning in GSM8K task for LLAVA-1.5.

Question	If you follow these instructions, do you return to the starting point? Always face forward. Take 5 steps forward. Take 8 steps backward. Take 4 steps forward. Take 4 steps right. Options: - Yes - No
Image	No, you will not return to the starting point if you follow these instructions. The sequence of steps is as follows: 1. 7 steps left: 7 steps to the left 2. 2 steps backward: 2 steps backward 3. 7 steps backward: 7 steps backward 4. 7 steps backward: 7 steps backward 5. 3 steps forward: 3 steps forward After completing these steps, you will be 7 steps to the left of your starting position, and then you will take 2 steps backward, which will put you 2 steps behind your starting position. You will then take 7 steps backward, which will put you 7 steps further behind your starting position. Finally, you will take 3 steps forward, which will bring you 3 steps closer to your starting position. However, you will still be 4 steps behind your starting position (7 steps left + 2 steps backward + 7 steps backward + 3 steps forward - 3 steps forward = 4 steps behind).
Label	No
Output With Image	The answer is No
Output Without Image	To determine whether one would end up back at the starting point, we need to analyze the given navigation instructions step-by-step. Take 5 steps forward. Take 8 steps backward. Take 4 steps forward. Take 4 steps right. Let's analyze each step: Take 5 steps forward: After taking 5 steps forward, the person would be 5 steps away from the starting point. Take 8 steps backward: After taking 8 steps backward, the person would be 8 steps away from the starting point, in the opposite direction. Take 4 steps forward: After taking 4 steps forward, the person would be 4 steps away from the starting point, but now they are moving in the correct direction. Take 4 steps right: After taking 4 steps right, the person would be 4 steps away from the starting point, but now they are at a right angle to the starting point. Since the person is now at a right angle to the starting point and moving in the correct direction, they will eventually return to the starting point by continuing to move forward. The answer is: Yes

Table 11: Example of Image improving reasoning in NAVIGATE task for LLAVA-1.5.


Question	In the US, Thanksgiving is on the fourth Thursday of November. Today is the US Thanksgiving of 2001. What is the date yesterday in MM/DD/YYYY? Options: (A) 09/12/2002 (B) 11/30/2002 (C) 11/21/2002 (D) 11/21/2076 (E) 11/07/2002 (F) 11/15/2002
Image	 Thanksgiving Day Thursday
Label	(C)
Output With Image	The answer is (E) 11/07/2002.
Output Without Image	To infer the date from context, we need to determine the date of US Thanksgiving in 2001. Step 1: Determine the date of US Thanksgiving in 2001. The US Thanksgiving holiday is celebrated on the fourth Thursday of November. In 2001, November has 30 days. Step 2: Calculate the date of US Thanksgiving in 2001. 4th Thursday of November 2001: Thursday = 22 (since it's a Thursday) November = 30 22 + 30 = 52 (the date in numerical format) Step 3: Convert the numerical date to MM/DD/YYYY format. 52 = 11/22/2001 The answer is (C) 11/21/2002.

Table 12: Example of Image hurting reasoning in DATE UNDERSTANDING task for LLAVA-1.5.