

# GeoPos: A Minimal Positional Encoding for Enhanced Fine-Grained Details in Image Synthesis Using Convolutional Neural Networks

Mehran Hosseini\*  
King’s College London  
London, United Kingdom  
mehran.hosseini@kcl.ac.uk

Peyman Hosseini\*  
Queen Mary University of London  
London, United Kingdom  
s.hosseini@qmul.ac.uk

## Abstract

The enduring inability of image generative models to recreate intricate geometric features, such as those present in human hands and fingers has been an ongoing problem in image generation for nearly a decade. While strides have been made by increasing model sizes and diversifying training datasets, this issue remains prevalent across all models, from denoising diffusion models to Generative Adversarial Networks (GAN), pointing to a fundamental shortcoming in the underlying architectures. In this paper, we demonstrate how this problem can be mitigated by augmenting convolution layers geometric capabilities through providing them with a single input channel incorporating the relative  $n$ -dimensional Cartesian coordinate system. We show this drastically improves quality of images generated by Diffusion Models, GANs, and Variational AutoEncoders (VAE).

## 1. Introduction

Generative models have gained immense popularity and generated unprecedented hype in the last few years, revolutionising the way we approach tasks that involve generating new content. SoA image generative models, like DALL·E 3 [42–44], Stable Diffusion [45], Midjourney [35], and Nvidia’s StyleGAN [21–23] are used to create mesmerising high-resolution images.

However, all of these models have a peculiar shortcoming when it comes to learning and reproducing certain geometric patterns, like those present in human hands and fingers. For example, Figure 1b shows the images generated by DALL·E 3, when prompted “a realistic human hand showing number  $n$ ”, for  $n = 2, 4$ . This phenomenon is universally present in all families of generative models, from GANs [10] to denoising diffusion models [14, 49], whether they are based on convolution [9, 27], Vision Transformers (ViT) [8, 41], or




Figure 1. Human hands showing numbers 2 and 4 as drawn by hand (Fig. 1a) and as generated by DALL·E 3 (Fig. 1b), a standard convolutional GAN (Fig. 1c), and GeoGAN (ours) (Fig. 1d). The comparison is between ConvGAN and GeoGAN only. Images generated by DALL·E 3 are **only** included to illustrate the struggles of SoA models in generating human hands.

a combination of both [55].

Human painters, on the other hand, are able to draw flawless pictures of hands. It is, in part, because, unlike the generative models, painters know how hands work, providing them with a knowledge of what hands can and cannot do. Another contributing factor is that human painters learn how to draw hands by breaking down and simplifying them into simple geometric shapes, as shown in Figure 1a.

Generative models’ shortcomings are caused by two contributing factors, models’ design and architecture, as well as the training dataset and methodology. Taking into consideration that the SoA image generative models are trained on a vast collection of images on the Internet and are further enhanced by methods, such as Reinforcement Learning with Human Feedback (RLHF) [6], the latter is not the core issue. In the last few years, it has become evident that the model size corresponds directly to the quality of generated images, resulting in models that produce hyper-realistic images with incredible texture and lighting, yet fall short in generating in-

\*Equal contribution; ordered alphabetically

0	1	2	3	4	-1	-1	-1	-1	-1	-1	0	1	2	3	
0	1	2	3	4	-1	-1	-1	-1	-1	-1	-1	0	1	2	3
0	1	2	3	4	-1	-1	-1	-1	-1	-1	-1	0	1	2	3
0	1	2	3	4	-1	-1	-1	-1	-1	-1	-1	0	1	2	3
0	1	2	3	4	-1	-1	-1	-1	-1	-1	-1	0	1	2	3

+

-1	-1	-1	-1	-1	-1	-1	-1	-1	-1	-1	-1	0	1	2	3	
-1	-1	-1	-1	-1	-1	-1	-1	-1	-1	-1	-1	-1	0	1	2	3
-1	-1	-1	-1	-1	-1	-1	-1	-1	-1	-1	-1	-1	0	1	2	3
-1	-1	-1	-1	-1	-1	-1	-1	-1	-1	-1	-1	-1	0	1	2	3
-1	-1	-1	-1	-1	-1	-1	-1	-1	-1	-1	-1	-1	0	1	2	3

=

-1	0	1	2	3	-1	0	1	2	3	-1	0	1	2	3	-1	0	1	2	3
-1	0	1	2	3	-1	0	1	2	3	-1	0	1	2	3	-1	0	1	2	3
-1	0	1	2	3	-1	0	1	2	3	-1	0	1	2	3	-1	0	1	2	3
-1	0	1	2	3	-1	0	1	2	3	-1	0	1	2	3	-1	0	1	2	3
-1	0	1	2	3	-1	0	1	2	3	-1	0	1	2	3	-1	0	1	2	3

+

-4	-3	-2	-1	0	-3	-2	-1	0	1	2	3	4
-3	-2	-1	0	1	-2	-1	0	1	2	3	4	5
-2	-1	0	1	2	-1	0	1	2	3	4	5	6
-1	0	1	2	3	0	1	2	3	4	5	6	7
0	1	2	3	4	1	2	3	4	5	6	7	8

=

0	0	0	0	0	-3	-3	-3	-3	-3	-3	-3	-3	-3	-3	-3
1	1	1	1	1	-3	-3	-3	-3	-3	-3	-3	-3	-3	-3	-3
2	2	2	2	2	-3	-3	-3	-3	-3	-3	-3	-3	-3	-3	-3
3	3	3	3	3	-3	-3	-3	-3	-3	-3	-3	-3	-3	-3	-3
4	4	4	4	4	-3	-3	-3	-3	-3	-3	-3	-3	-3	-3	-3

+

-3	-3	-3	-3	-3	-3	-3	-3	-3	-3	-3	-3	-3	-3	-3	-3
-3	-3	-3	-3	-3	-3	-3	-3	-3	-3	-3	-3	-3	-3	-3	-3
-3	-3	-3	-3	-3	-3	-3	-3	-3	-3	-3	-3	-3	-3	-3	-3
-3	-3	-3	-3	-3	-3	-3	-3	-3	-3	-3	-3	-3	-3	-3	-3
-3	-3	-3	-3	-3	-3	-3	-3	-3	-3	-3	-3	-3	-3	-3	-3

=

-3	-3	-3	-3	-3	-3	-3	-3	-3	-3	-3	-3	-3	-3	-3	-3
-2	-2	-2	-2	-2	-2	-2	-2	-2	-2	-2	-2	-2	-2	-2	-2
-1	-1	-1	-1	-1	-1	-1	-1	-1	-1	-1	-1	-1	-1	-1	-1
0	0	0	0	0	0	0	0	0	0	0	0	0	0	0	0
1	1	1	1	1	1	1	1	1	1	1	1	1	1	1	1

Figure 2. A  $5 \times 5$  geometry channel of rank 2 is illustrated in the rightmost tensor. The top and bottom rows correspond to horizontal and vertical coordinates, respectively. The standard horizontal and vertical coordinates are shown in the leftmost column. Tensors in the second column show random horizontal and vertical shifts. In the implementation, coordinate channels are divided by their sizes (in this case 4), and for optimisation, we sample horizontal and vertical shifts at once as a single random number representing their sum; thus, reducing the number of additions and samplings.

tricate patterns, indicating the fundamental inability of these models in learning the geometric representation of human hands and fingers. To better understand the ability, or lack thereof, of convolution operation in learning geometric information, we evaluate its performance on a geometric task, computing the centre of mass of finitely many points in a 2-dimensional plane.

In this paper, by providing convolution layers with a single *Geometry Positional (GeoPos)* channel, encoding the Cartesian coordinates, as presented in Figure 2, we significantly improve convolution’s capabilities. As illustrated in Figure 3, GeoPos is appended to the convolution’s input. We refer to consecutive concatenation of GeoPos and application of convolution as *GeoConv*. Compared to existing approaches, like CoordConv [30], GeoConv

1. as we prove in Theorems 2.2 and 2.3, is computationally optimal and only concatenates a single channel to the convolution’s input, compared to the  $n$  channels of CoordConv for  $n$ -dimensional convolution,
2. allows for random translations (shifts) of the Cartesian coordinate system to avoid learning incorrect absolute positional correlations (cf. Section 3.2), and
3. is more robust due to the smoothing effect of random shifts, making it the ideal candidate in generative applications, such as in GANs and VAEs.

Note that the random shifts in the GeoPos channel are different from those of the input. In particular, we found out contrary to the claim of [30], the mere addition of coordinate channels does not prevent mode collapse in GANs, even when we augment its inputs with random transformations.

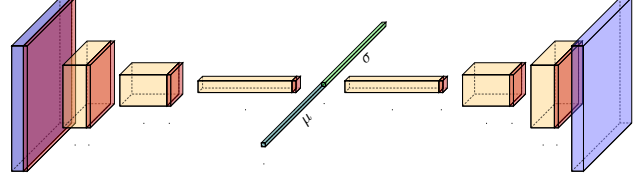


Figure 3. GeoConv in a VAE. Purple blocks indicate the input and output tensors, yellow blocks represent the output tensors resulting from previous layers’ convolution operation, and orange blocks indicate the geometry channels appended to them during the GeoConv’s operation before applying the next convolution.

In fact, we found out that CoordConv, which does not incorporate random shifts, is more prone to mode collapse in GANs than even the vanilla convolution.

In the rest of Section 3, we show that a *GeoConv-based GAN (GeoGAN)* allows us to generate realistic hand gestures in the *American Sign Language (ASL)*, while a standard *Convolutional GAN (ConvGAN)* with the same design, but based on standard convolution, as well as SoA models, such as DALL-E 3 fall short of achieving the same as shown in Figure 1. Before presenting our results on hand gesture synthesis, we evaluate GeoGANs on the widely used CelebA-HQ. In more details, the experiments in this paper are organised in the following order.

- We first demonstrate Theorems 2.1 to 2.3 in practice on two small geometric experiments in Sections 3.2 and 3.1.
- In Section 3.3.2, we show that a GeoGAN trained on the CelebA-HQ dataset [20] generates more realistic human faces than a similar ConvGAN. Moreover, while ConvGAN collapses within 250 epochs, GeoGAN remains stable throughout the training and produces more diverse images that match the dataset’s distribution.
- In Section 3.3.2, we train the GANs using the Wasserstein distance [1, 19, 50] and gradient penalty [11] to prevent mode collapse in the ConvGAN. The resulting models are commonly referred to as WGAN-GP. Nevertheless, GeoGAN retains its edge.
- In Section 3.3.3, we show that the same GeoGAN trained on the Hand Gesture dataset [4], generates realistic hand gestures in the American sign language, while the ConvGAN struggles to properly generate many of the hand gestures (cf. Figures 1c, 1d and 6.)
- In Section 3.4, we evaluate GeoConv for use in VAEs, since VAEs offer numerical metrics that allow comparing GeoConv to CoordConv and standard convolution quantitatively. We repeat the experiments with VAEs, training them on CelebA [31]. The VAE based on GeoConv outperforms other VAEs in both image quality and diversity, as well as in achieving smaller losses.

## Related work

CNNs have been ubiquitously deployed to achieve superhuman performance in image classification and object detection [12, 46]. More recently, they have been used for image generation using GANs [10, 20, 40], VAEs [24, 43, 44], and denoising diffusion models [14, 49].

In recent years, there has been a surge in the adoption of ViT [8, 41], inspired by the successful adoption of the attention mechanism [2] and transformers [52] in natural language processing. Despite their tremendous success in vision tasks, recent studies indicate that CNNs are on par with ViT in both accuracy [32, 48] and robustness [3, 39].

CNNs differ from human vision in many ways [25]. For example, they are often criticised for their limited receptive field, preventing them from learning wide-apart features within images [7, 25, 34]. Previous research has studied the extent to which CNNs are capable of encoding spatial information and how this spatial information, specifically, absolute positional information can be critical in their performance [16, 17]. Some attempts to improve CNN spatial understanding include augmenting CNNs with transformers [13], using deformable CNNs [7], and augmenting convolutions with coordinate information [30]. It is worth mentioning that similar ideas have been used to improve ViT as well [15, 57]; however, these approaches are fundamentally different from the approach taken here, not because of their focus on transformers, but mainly because they try to address a different problem in ViTs.

Liu *et al.* [30] demonstrated that CNNs also fail in transforming the spatial representation between input and output. They introduced *CoordConv* as a solution to this problem of CNNs. *CoordConv* adds one channel per input dimension to the convolution’s input, called coordinate channel. This has proven to improve CNNs’ performance in an array of tasks [30]. *CoordConv* has since been adopted in an array of applications [5, 29, 33, 53]. Nonetheless, *CoordConv* has several drawbacks as we discuss in more details in Problems 1 and 2 as well as in Section 3.

## 2. Geometry-aware convolution

As we discussed in the related work, *CoordConv* mitigates the limited receptive field of convolutional layers as well as their inability to learn positional information in images by adding two coordinate channels, one for each dimension, before applying the convolution operation. These channels are shown in the two leftmost columns in Figure 2. *CoordConv* has shown considerable improvements compared to convolution in an array of tasks [5, 29, 33, 53]. However, as we show in this paper, *CoordConv* has several drawbacks both in theory and practice. In theory,

1. *CoordConv* learns absolute positional correlations from the dataset, thus, resulting in biased models with poor

performance in various tasks, while *GeoConv* learns the relative positional correlations when using the random shift (cf. Theorem 2.1), and

2. *CoordConv* is suboptimal (cf. Theorem 2.2), i.e., it introduces  $nl s_1 \cdots s_n$  learnable parameters for a single  $n$ -dimensional convolution operation with kernel size  $s_1 \times \cdots \times s_n$  and  $\ell$  output channels, instead of *GeoConv*’s  $\ell s_1 \cdots s_n$  extra parameters.

As we demonstrate in Section 3, these problems result in subpar performance in practice.

In this section, we introduce the *Geometry-aware Convolution*, or *GeoConv* for short, which not only resolves convolution’s limited receptive field and inability to learn positional information, but also addresses the aforementioned problems of *CoordConv*. In summary, *GeoConv* works as follows. Given an input tensor of size  $r_1 \times \cdots \times r_n$  with  $k$  channels  $x \in \mathbb{R}^{r_1 \times \cdots \times r_n \times k}$ , we first create a *GeoPos* channel  $g \in \mathbb{R}^{r_1 \times \cdots \times r_n}$ , encoding the coordinates as well as a random coordinate shift, similar to the one in the right most column of Figure 2. Tensor  $g$  is then appended to  $x$  resulting in tensor  $(x, g) \in \mathbb{R}^{r_1 \times \cdots \times r_n \times (k+1)}$ , which is then fed into an  $n$ -dimensional convolution  $f$ . To better understand how *GeoConv* works, let us begin by describing how it resolves problems 1 and 2.

**Solution to Problem 1.** The problem with adding the raw coordinate channels to the images is that, in addition to learning the spatial information about the image content, the model develops correlations between features and where they appear in images rather than their relative position with respect to one another. This is a fundamental flaw in most applications. For instance, if due to the bias in the training dataset a feature mostly appears in a certain part of the images, the model begins to develop bias for the position of that feature. Such correlations are undesirable in most real-world scenarios. For example, when training face recognition models, the input images or videos are nicely cropped and the faces are centred in the training set; however, in the real world, where the model is deployed, this is rarely the case. Thus, it is more essential for a face recognition model to learn where a person’s facial features are located with respect to each other than where they are exactly located in the input image or video. In Section 3.2, we explore this problem of *CoordConv* and *GeoConv*’s solution in detail.

Therefore, in *GeoConv*, we introduce random shifts to coordinate channels to prevent the model from learning unwanted positional bias, as formally stated and proven in Theorem 2.1. Random shifts are shown in the second column of Figure 2. Note that these random shifts are different from random shifts applied to the input in data augmentation, e.g., values on the edge of the *GeoPos* channel are defined in the same way as the ones in the centre, unlike the input’s

random shift, where the values on the edge are defined via some padding. Most notably, applying random shifts to the input does not prevent mode collapse in GANs that utilise CoordConv architecture.

**Theorem 2.1.** *When using random shift, GeoConv learns the relative positional information rather than the absolute positional information, as in CoordConv.*

*Proof.* Let us denote the convolution operator with  $*$ . As we prove in Theorem 2.2, we can combine the  $n$  coordinate channels of CoordConv to a single channel, similar to GeoConv (but with no random shift), without affecting its performance. We denote this channel by  $c$  and GeoPos' Channel by  $g$ . Now, given an input tensor  $x$  of rank  $n$  with  $k$  channels, an  $s_1 \times \dots \times s_n$  convolution operator  $f$  on the  $k$  input channels, and a single GeoPos channel  $g$  (amounting to a total of  $k + 1$  channels), we have that

$$f * (x, g) = f^{(1, \dots, k)} * x + f^{(k+1)} * g, \quad (1)$$

where  $f^{(1, \dots, k)}$  and  $f^{(k+1)}$  denote the first  $k$  filters of  $f$  and the last filter of  $f$  corresponding to the input and GeoPos channel, respectively. Let  $g' = f^{(k+1)} * g$ . We observe that

$$\begin{aligned} g'_{j_1, \dots, j_n} &= \sum_{i_1, \dots, i_n} f_i^{(k+1)} g_{j_1+i_1, \dots, j_n+i_n} \\ &= \sum_{i_1, \dots, i_n} f_i^{(k+1)} (c_{j_1+i_1, \dots, j_n+i_n} + r) \\ &= \sum_{i_1, \dots, i_n} f_i^{(k+1)} c_{j_1+i_1, \dots, j_n+i_n} + s_1 \dots s_n r \\ &= f^{(k+1)} * c + s_1 \dots s_n r, \end{aligned} \quad (2)$$

where  $r$  is a random shift sampled from a uniform distribution in GeoConv and  $1 \leq j_\ell \leq t_\ell$  for  $1 \leq \ell \leq n$ , with  $t_1 \times \dots \times t_n$  being the input shape. It follows from Equations (1) and (2) that

$$f * (x, g) = f * (x, c) + s_1 \dots s_n r. \quad (3)$$

Hence,  $f * (x, g)$  is equal to  $f * (x, c)$  modulo a random number  $s_1 \dots s_n r$ . This prevents GeoConv from developing unwanted correlations between  $f * (x, c)$  and locations resulting in this value, while still allowing it to learn the patterns present in  $x$ .  $\square$

**Solution to Problem 2.** CoordConv adds one coordinate channel per dimension to the input. Nevertheless, as we formally state and prove in Theorems 2.2 and 2.3, this is unnecessary and inefficient. We prove both results in Appendix E. Let us first state Theorem 2.2.

**Theorem 2.2.** *An  $s_1 \times \dots \times s_n$  convolution filter on the  $\ell$ -th coordinate channel  $c^{(\ell)}$  in CoordConv does not extract any more information than a  $1 \times \dots \times 1 \times s_\ell \times 1 \times \dots \times 1$  convolution filter.*

We additionally prove that when  $s_1 s_2 \dots s_n \geq n(s_1 + s_2 + \dots + s_n)$ , then GeoConv and CoordConv operations are mathematically equivalent.

**Theorem 2.3.** *For a CoordConv layer with  $s_1 \times \dots \times s_n$  filters such that  $s_1 s_2 \dots s_n \geq n(s_1 + s_2 + \dots + s_n)$ , there exists an equivalent GeoConv layer (without random shift) of the same filter size.*

Therefore, in GeoConv, we combine all coordinate channels into one by adding them together, resulting in the GeoPos channel, illustrated in the rightmost column of Figure 2. The GeoPos channel is then concatenated to the input channels as demonstrated in Figure 3. By using a single geometry channel instead of the  $n$  coordinate channels in CoordConv, alongside the random shift, we achieve superior performance compared to CoordConv while using  $(n - 1)\ell$  less filter per convolution, where  $\ell$  is the number of output channels of the convolution. Consequently, we use  $(n - 1)\ell s_1 s_2 \dots s_n$  less learnable parameters. This provides us with a model that is easier to train, faster, smaller, and thus, deployable in a wider range of edge devices.

*Remark 2.4.* It is important to note that when for some  $i$ ,  $s_i = 1$ , then as stated in Theorem 2.3 we cannot reduce CoordConv to GeoConv. Nonetheless, there exists a trivial exception to this rule, when the convolution operates on 1-dimensional input and has filter size  $s_1 = 1$ ; in this case CoordConv (with no shift) are trivially the same.

### 3. Evaluation

In this section, we evaluate GeoConv on a comprehensive range of tasks. In Section 3.1, we evaluate GeoConv capability in geometric tasks by introducing the centre of mass benchmark, where GeoConv outperforms convolution and CoordConv by up to 50% and 35%, respectively (cf. Figure 4). In Section 3.2, we compare all three architectures on a task for their absolute positional bias on a simple task consisting of classifying images containing the Greek numbers I, II, and III. GeoConv and convolution demonstrate the least bias, while CoordConv has the most. In Section 3.3, we compare all these architectures for use in GANs. We consider standard GAN [10] as well as WGAN-GP [11] for generating human faces by training on the CelebA-HQ [20] and hands by training on the Hand Gesture dataset [4]. GeoConv generates the most realistic and diverse faces and hands, while CoordConv collapses in early epochs, performing even worse than standard convolution.

Finally, we compare all three layers for use in VAEs in Section 3.4. GeoConv again outperforms others in terms of image quality and diversity as well as achieving smaller losses on both train and validation data. We have included the in-depth details of all experiments in Appendix B.

All of the experiments have been performed in a GPU-poor setting on a computer with 128 GB of RAM and a



single GeForce RTX 4090 GPU.

### 3.1. Calculating centre of mass

In this benchmark, the goal is to compute the centre of mass of finitely many points in an image. The benchmark consists of datasets with different densities  $d$ . Each dataset consists of images containing white points on a black canvas, and  $d$  denotes the percentage of white points in the images in a dataset.

For the ablation study, we consider four different designs with  $i$  layers and  $j$  filters for  $i, j \in \{1, 2\}$ , denoted by  $ixj$ . Models are trained on datasets with different densities,  $d \in \{0.001 \times 3^k : 0 \leq k \leq 6\}$ , using the Euclidean norm. Therefore, for each training density  $d$ , a total of  $3 \times 4 = 12$  models are trained. All models are then evaluated on the test sets with the same density as well as all other densities. We have reported the summary of results in Table 1.

To make the comparison comprehensive, we also computed the normalised losses (by dividing by the summation over all losses across different architectures and test and train ratios). We have explained this in detail in Appendix B.1. As outlined in Table 1, GeoConv shows considerable advantage compared to convolution and CoordConv, outperforming them by 46% and 57%, respectively. Moreover, Figure 4 shows the normalised losses averaged over all train and test densities for each architecture and for different number of layers and filters. Again, GeoConv outperforms convolution and CoordConv in all combinations.

### 3.2. Positional dependencies

This experiment is designed to evaluate the (absolute) positional bias learnt by different architectures. The models are trained on the train dataset consisting of images of Greek numbers I, II, and III; However, the distribution of where the numbers are located in the images is different among the train and test datasets, as described in Appendix B.2. As shown in Section 3.2, CoordConv has the worst performance among all three architectures, and GeoConv and convolution are on par with each other. Details of models and training details are included in Appendix B.2

	Conv	CoordConv	GeoConv
Avg. loss	274.1	218.0	<b>117.1</b>
Norm. avg. loss	0.416	0.337	<b>0.246</b>
# of best perf.	8	15	<b>26</b>

Table 1. Comparison of average, normalised average, and best performances of convolution, CoordConv, and GeoConv on the mass centre experiment.

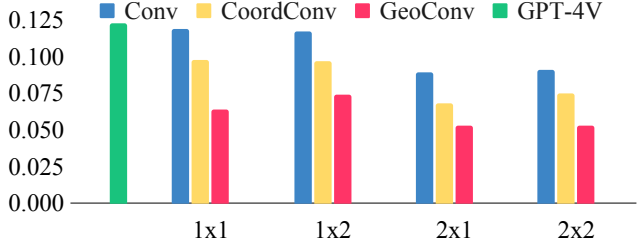


Figure 4. Ablation study on performance of models using each architecture with different number of layers and filters. A side observation is GPT-4V’s [37, 38] intriguing failure in this task. We evaluated GPT-4V’s performance on 140 (20 per density) dataset images, without fine-tuning, but with prompt-engineering, and scaled it by the same scaling factor as others.

### 3.3. Generative adversarial networks

In this section, we use GeoConv for generating human faces and hand images using GANs [10]. GANs are widely used in an array of tasks besides the applications considered here, such as super-resolution [28], photo blending [56], etc. and our contribution can open new doors in those applications as well. For all experiments in this section, we have used the same design for the models, as described in details in Appendix B.3. For simplicity, we prepend “Conv”, “Coord”, and “Geo” prefixes for the name of the models. For example, a GAN which uses GeoConv is referred to as GeoGAN. We have organised this section as follows.

**Standard GAN for face generation.** In Section 3.3.1, we evaluate the performances of the convolution, GeoConv, and CoordConv in standard GANs [10, 40] for generating human faces, by training on the CelebA-HQ dataset [20] for 450 epochs. CoordGAN collapses in the first 30 epochs and does not yield meaningful images. ConvGAN collapses within 250-300 epochs, while GeoConv did not collapse within 450 epochs. We have provided qualitative and quantitative summaries of performances in Figure 5 and Section 3.3.1.

**WGAN-GP for face generation.** To prevent mode collapse in CoordGAN and ConvGAN, we used WGAN-GP [11] with the same design. This prevented mode collapse in ConvGAN; nevertheless, CoordGAN collapsed within the

	Conv	CoordConv	GeoConv
Avg. loss	1.84	2.31	<b>1.59</b>
Avg. acc. (%)	<b>34.9</b>	34.1	34.8
# of best perf.	2	0	<b>3</b>

Table 2. The average loss and accuracy of the models when the numbers are moved to all of the possible positions in a  $64 \times 64$  canvas




Figure 5. Human faces generated by ConvGAN (5a), GeoGAN (5b), ConvWGAN-GP (5c), and GeoWGAN-GP (5d), trained on CelebA-HQ. Each image is generated as follows. For each of the models, we generated 10 images from randomly sampled latent points. The image with the highest score from the discriminator is added to the canvas. This is repeated 16 times for a  $4 \times 4$  canvas.

first 20 epochs. We also reduced the number of epochs to 150 since training with gradient, requires computing second-order derivatives and is computationally expensive; moreover, we observed that the generated images do not improve after 100 epochs. We have provided a qualitative summary of performances in Figure 5.

**WGAN-GP for hand generation.** We trained conditional WGAN-GP, with the same design, on the ASL Hand Gesture dataset [4] for generating human hand gestures showing numbers “0” to “9” and letters “a” to “z” in the American sign language for 1,000 epochs. The dataset consists of 2,524 images, with around 70 images per each of the 36 labels. As expected, CoordWGAN-GP collapses on such a small dataset. Even though ConvGAN succeeds in generating meaningful hand gestures, it, sometimes, falls short of reproducing the correct gesture and suffers in terms of image quality, while GeoConv manages to generate the best images with correct gesture, as evident in Figure 6.

### 3.3.1 GAN for face generation.

Figures 5a and 5b show the images generated by the ConvGAN and GeoGAN. We have included the training and models’ details, sampling process, as well as more images generated by each model in Appendix B.3. From Figures 5a and 5b, we observe that GeoGAN produces images

1. that are better in terms of the overall face layout,
2. have more detail, e.g., teeth, makeup, skin tone, etc., and
3. are more diverse, including 68% female and 31% male images closely replicating the training set’s distribution with 63% female and 37% male images.

Additionally, we compared the generator and discriminator of each of the models against one another and the dataset

Architecture	Misclassification Rate (%)		
	Self	Opp.	Real
ConvGAN	75.02	7.88	0.50
GeoGAN	<b>42.94</b>	<b>0.84</b>	<b>0.26</b>

Table 3. Duels between ConvGAN and GeoGAN discriminators and generators on 10,000 images generated by each of the generators and real images from CelebA-HQ dataset. Numbers show the percentage of images misclassified by each of the discriminators against its generator (Self) and opponent’s generator (Opp). Coord-conv is not included due to early mode collapse.

in Section 3.3.1. GeoGAN’s generator deceives ConvGAN’s discriminator more by a factor of 10, and GeoGAN’s discriminator is 50% less likely to misclassify real images.

### 3.3.2 WGAN-GP for face generation.

*Wasserstein GANs* [1] with *Gradient Penalty* (WGAN-GP) [11] emerged as a solution to the mode collapse problem in standard GANs. In hopes of addressing mode collapse in ConvGAN and CoordGAN, we trained the models with the same designs as those in Section 3.3.1 on the CelebA-HQ dataset. We have included the training detail in Appendix B.3. CoordWGAN-GP again failed to produce meaningful results due to early mode collapse. However, ConvWGAN-GP succeeded in generating more diverse images, despite falling short in comparison to GeoWGAN-GP as evident in Figures 5c and 5d. The qualities of images generated by both models slightly decreased compared to the standard GANs. Nonetheless, GeoWGAN-GP still produced better images compared to ConvWGAN-GP in terms of Items 1-3 above.



Figure 6. Hand gestures generated by ConvWGAN-GP (top), and GeoWGAN-GP (bottom), trained on the ASL Hand dataset. Each image is generated as follows. For a given model and label, we generated 10 images from randomly sampled latent points. The image with highest score from the discriminator is added to the canvas. We repeat this for each of the 36 labels. Hand gestures generated by GeoWGAN-GP, in addition to being clearer, have the correct formation and correspond to the correct label, while some of the gestures by ConvWGAN-GP, like ‘4’, ‘6’, ‘h’, ‘r’, and ‘s’, show incorrect gestures and some other, like ‘3’, ‘7’, ‘c’, ‘f’, ‘i’, and ‘o’, are deformed.

### 3.3.3 WGAN-GP for hand generation.

Figure 6 shows hand gestures generated by ConvWGAN-GP and GeoWGAN-GP. Training details and more images are included in Appendix B.3. ConvWGAN-GP fails to learn the correct representations for some of the gestures that require intricate geometric understanding, such as in ‘r’, where the middle and index fingers are crossed. It also generates mutated and contorted fingers for some other gestures, such as when a finger is hidden behind another as in ‘o’ or ‘c’. This shows standard convolution’s inherent inability to learn complex details. GeoWGAN-GP, on the other hand, learns more accurate representations for different hand gestures and generates images of higher quality clear of mutations and contortions.

### 3.4. Variational autoencoders

Due to challenges in quantitative comparison of GANs, we also evaluate GeoConv for use in VAEs [24], especially since the effectiveness of convolutions in VAE applications relies on learning both local and global features from images [25, 30]. VAEs are used in a range of applications [18, 26, 47]; however, in this section, we only focus on generating human faces by training on CelebA dataset [31]. Appendix B.4.1 includes a similar experiment for generating hand gestures for ASL numbers and letters, similar to Section 3.3.3, as well as model and training details.

For each latent dimension  $d = 256, 384, 512$ , we trained GeoVAE, CoordVAE, and ConvVAE five times to obtain the means and 95% *Confidence Intervals (CI)* in Figure 7. Across different latent sizes, GeoVAE obtains 10-25% smaller loss and validation loss. Another notable obser-

vation is that, unlike ConvVAE and CoordVAE, GeoVAE’s loss does not fluctuate, and the 95% CI is quite small, especially compared to ConvVAE. We predict that this may be due to the smoothing effect of the random shift in GeoConv.

Images generated by VAEs for different labels and latent values after 30 epochs are shown in Figures 8 and 9, respectively. GeoVAE demonstrates a notable capacity to produce diverse images given different latent points. In stark contrast, ConvVAE and CoordVAE fail to capture the dataset’s diversity, generating similar outputs for all latent points. GeoVAE also exhibits adaptability in attributes like hairstyle, eye and eyebrow styles, and even skin tones. Conversely, other models exhibit limited flexibility, yielding less diverse images. Furthermore, GeoVAE consistently produces higher-resolution images for all labels and latent points imbued with more pronounced and distinctive features compared to ConvVAE and CoordVAE generations.

### 3.5. Monocular Depth Estimation

We evaluate convolution, GeoConv, and CoordConv for monocular depth estimation, which also requires learning fine-grained geometric details. We trained three U-Net models on DIODE dataset [51], (using the three architectures) and as expected the results indicated superior performance in GeoConv and CoordConv compared to pure convolution (in terms of achieving lower validation loss), with GeoConv and CoordConv performing similarly, even though GeoConv achieves this with fewer parameters and computation.



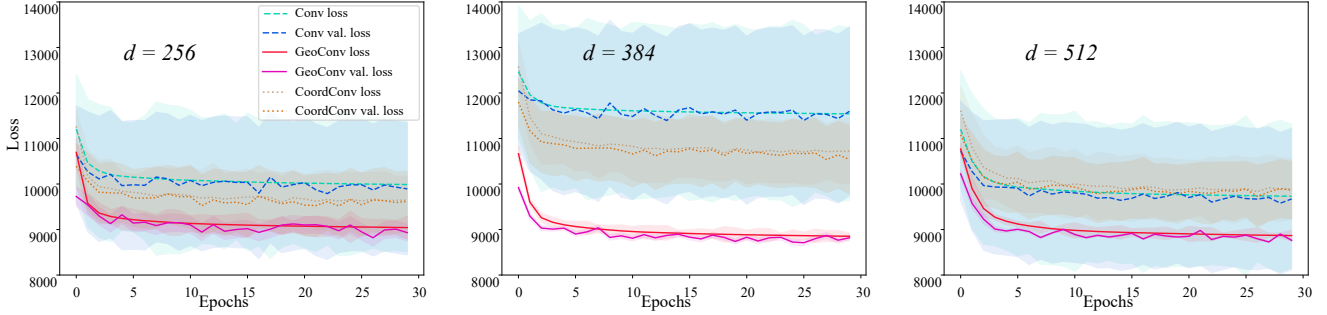


Figure 7. Mean and 95% CI of train and validation losses of GeoVAE (red lines), CoordVAE (dotted brown lines), and ConvVAE (dashed blue lines), trained on CelebA dataset for latent dimensions  $d \in \{256, 384, 512\}$  over five runs with seeds  $0, \dots, 4$ . GeoVAE is more consistent across all runs and latent dimensions and obtains smaller mean loss and validation loss than both ConvVAE and CoordVAE.




Figure 8. Images generated by each VAE for different labels. Images generated by GeoVAE (bottom) are clearer, have sharper edges, and contain more details than those generated by ConvVAE (top) and CoordVAE (middle).



Figure 9. Images generated by each of the VAEs for different random latent points. Images generated by GeoVAE (bottom) are more diverse and vary with the latent, while images generated by ConvVAE (top) and CoordVAE (middle) remain untouched.

#### 4. Discussion

In Section 3.3, we observed that GeoGANs generate more diverse images that match training data’s distribution compared to ConvGANs. In the same way, we observe in Section 3.4, that GeoVAEs show more variation in generating human faces for different labels and latent points compared to CoordVAEs and ConvVAEs. Even though the better performance of GeoConv models is expected, it remains unclear and requires further investigation why and how GeoConv

Arch.	Total	SSIM	Smooth.	L1	L2
Conv.	0.097	0.191	0.003	0.155	0.037
CoordConv	0.094	0.187	0.003	0.152	0.035
GeoConv	0.093	0.186	0.001	0.151	0.034

Table 4. The validation losses of a standard U-Net model from [keras.io](https://keras.io) using different convolutions for monocular depth estimation (on normalised log-depth maps) trained on DIODE dataset. GeoConv and CoordConv perform better than standard convolution. Surprisingly, GeoConv slightly outperforms CoordConv despite having fewer parameters. The “Total” loss is the average of SSIM, Smoothness, L1, and L2 losses.

models create more diverse images.

Another significant observation from Figure 7, is the remarkable consistency of GeoVAEs’ loss curves across different runs and latent dimensions. Intuitively, we expected GeoVAEs to outperform their counterparts, but how this led to 5 and 11 times smaller 95% CI, in comparison to CoordVAEs and ConvVAEs, requires additional exploration.

#### 5. Conclusions and future directions

In this paper, we demonstrated GeoConv’s capabilities in consistently producing better images with more details and diversity compared to existing convolutional architectures. We showed this for GANs and VAEs in generating hand gestures and human faces. Given that diffusion models suffer from some of the same problems, in particular in generating human hands, GeoConv provides a promising research avenue to pursue in the future.

Given the promising performance of GeoConv in the models considered here, we foresee it can improve large-scale SoA models, which we could not investigate due to computational constraints. We plan to investigate this further in our future work. Other avenues of research that we foresee GeoConv will contribute to include geometric tasks, such as depth estimation, object segmentation, 3D reconstruction, video generation, and several other applications.



## Acknowledgements

This work is partially supported by the UK EPSRC via the Centre for Doctoral Training in Intelligent Games and Game Intelligence (IGGI; EP/S022325/1) and REXASI-PRO Horizon Europe project (10.3030/10107002). We thank Vultr Cloud and Google Cloud for providing parts of the computational resources for the experiments. We also thank Zahraa Al Sahili for providing feedback on previous versions of this work.

## References

- [1] Martín Arjovsky, Soumith Chintala, and Léon Bottou. Wasserstein generative adversarial networks. In *34th International Conference on Machine Learning, ICML*, volume 70, pages 214–223. PMLR, 2017. 2, 6
- [2] Dzmitry Bahdanau, Kyunghyun Cho, and Yoshua Bengio. Neural machine translation by jointly learning to align and translate. In *3rd International Conference on Learning Representations, ICLR*. OpenReview.net, 2015. 3
- [3] Yutong Bai, Jieru Mei, Alan L Yuille, and Cihang Xie. Are transformers more robust than cnns? In *Advances in Neural Information Processing Systems, NeurIPS*, volume 34, pages 26831–26843. Curran Associates, Inc., 2021. 3
- [4] Andre L. C. Barczak, Napoleon H. Reyes, Maria Abastillas, Ana Piccio, and Teo Susnjak. A new 2d static hand gesture colour image dataset for asl gestures. *Research Letters in the Information and Mathematical Sciences*, 15:12–20, 2011. 2, 4, 6, 12
- [5] Sungha Choi, Joanne T Kim, and Jaegul Choo. Cars can’t fly up in the sky: Improving urban-scene segmentation via height-driven attention networks. In *IEEE/CVF Conference on Computer Vision and Pattern Recognition, CVPR*, pages 9370–9380. Computer Vision Foundation / IEEE, 2020. 3
- [6] Paul F Christiano, Jan Leike, Tom Brown, Miljan Martic, Shane Legg, and Dario Amodei. Deep reinforcement learning from human preferences. In *Advances in Neural Information Processing Systems, NeurIPS*, volume 30, pages 4299–4307. Curran Associates, Inc., 2017. 1
- [7] Jifeng Dai, Haozhi Qi, Yuwen Xiong, Yi Li, Guodong Zhang, Han Hu, and Yichen Wei. Deformable convolutional networks. In *IEEE/CVF International Conference on Computer Vision, ICCV*, pages 764–773. IEEE, 2017. 3
- [8] Alexey Dosovitskiy, Lucas Beyer, Alexander Kolesnikov, Dirk Weissenborn, Xiaohua Zhai, Thomas Unterthiner, Mostafa Dehghani, Matthias Minderer, Georg Heigold, Sylvain Gelly, Jakob Uszkoreit, and Neil Houlsby. An image is worth 16x16 words: Transformers for image recognition at scale. In *9th International Conference on Learning Representations, ICLR*. OpenReview.net, 2021. 1, 3
- [9] Kunihiro Fukushima and Sei Miyake. Neocognitron: A new algorithm for pattern recognition tolerant of deformations and shifts in position. *Pattern recognition*, 15(6):455–469, 1982. 1
- [10] Ian Goodfellow, Jean Pouget-Abadie, Mehdi Mirza, Bing Xu, David Warde-Farley, Sherjil Ozair, Aaron Courville, and Yoshua Bengio. Generative adversarial nets. In *Advances in neural information processing systems NeurIPS*, volume 27, pages 2672–2680. Curran Associates, Inc., 2014. 1, 3, 4, 5
- [11] Ishaan Gulrajani, Faruk Ahmed, Martín Arjovsky, Vincent Dumoulin, and Aaron C. Courville. Improved training of wasserstein gans. In *Advances in Neural Information Processing Systems, NeurIPS*, 2017. 2, 4, 5, 6
- [12] Kaiming He, Xiangyu Zhang, Shaoqing Ren, and Jian Sun. Deep residual learning for image recognition. In *IEEE/CVF Conference on Computer Vision and Pattern Recognition, CVPR*, pages 770–778. Computer Vision Foundation / IEEE, 2016. 3
- [13] Willy Fitra Hendria, Quang Thinh Phan, Fikriansyah Adzaka, and Cheol Jeong. Combining transformer and cnn for object detection in uav imagery. *ICT Express*, 9(2):258–263, 2023. 3
- [14] Jonathan Ho, Ajay Jain, and Pieter Abbeel. Denoising diffusion probabilistic models. In *Advances in Neural Information Processing Systems, NeurIPS*, volume 33, pages 6840–6851. Curran Associates, Inc., 2020. 1, 3
- [15] Qibin Hou, Daquan Zhou, and Jiashi Feng. Coordinate attention for efficient mobile network design. In *IEEE/CVF Conference on Computer Vision and Pattern Recognition, CVPR*, pages 13713–13722. Computer Vision Foundation / IEEE, 2021. 3
- [16] Md Amirul Islam, Sen Jia, and Neil DB Bruce. How much position information do convolutional neural networks encode? 2020. 3
- [17] Md Amirul Islam, Matthew Kowal, Sen Jia, Konstantinos G Derpanis, and Neil DB Bruce. Global pooling, more than meets the eye: Position information is encoded channel-wise in cnns. In *IEEE/CVF International Conference on Computer Vision, ICCV*, pages 793–801. IEEE, 2021. 3
- [18] Hiroshi Kajino. Molecular hypergraph grammar with its application to molecular optimization. In *36th International Conference on Machine Learning ICML*, volume 97, pages 3183–3191. PMLR, 2019. 7
- [19] Leonid V. Kantorovich. Mathematical methods of organizing and planning production. *Management Science*, 6(4):366–422, 1960. 2
- [20] Tero Karras, Timo Aila, Samuli Laine, and Jaakko Lehtinen. Progressive growing of gans for improved quality, stability, and variation. In *6th International Conference on Learning Representations, ICLR*. OpenReview.net, 2018. 2, 3, 4, 5, 12
- [21] Tero Karras, Miika Aittala, Samuli Laine, Erik Härkönen, Janne Hellsten, Jaakko Lehtinen, and Timo Aila. Alias-free generative adversarial networks. In *Advances in Neural Information Processing Systems, NeurIPS*, volume 34, pages 852–863. Curran Associates, Inc., 2021. 1
- [22] Tero Karras, Samuli Laine, and Timo Aila. A style-based generator architecture for generative adversarial networks. In *IEEE/CVF Conference on Computer Vision and Pattern Recognition, CVPR*, pages 4401–4410. Computer Vision Foundation / IEEE, 2019. 1
- [23] Tero Karras, Samuli Laine, Miika Aittala, Janne Hellsten, Jaakko Lehtinen, and Timo Aila. Analyzing and improving the image quality of stylegan. In *IEEE/CVF Conference*

- on *Computer Vision and Pattern Recognition, CVPR*, pages 8107–8116. Computer Vision Foundation / IEEE, 2020. 1
- [24] Diederik P Kingma and Max Welling. Auto-encoding variational bayes. In *2nd International Conference on Learning Representations, ICLR*. OpenReview.net, 2014. 3, 7
- [25] Adam Kosiorek, Sara Sabour, Yee Whye Teh, and Geoffrey E. Hinton. Stacked capsule autoencoders. In *Advances in neural information processing systems, NeurIPS*, volume 32, pages 15486–15496. Curran Associates, Inc., 2019. 3, 7
- [26] Volodymyr Kovenko and Ilona Bogach. A comprehensive study of autoencoders’ applications related to images. In *Proceedings of the 7th International Conference “Information Technology and Interactions”, IT&I*, pages 43–54. CEUR-WS.org, 2020. 7
- [27] Yann LeCun, Bernhard Boser, John Denker, Donnie Henderson, R. Howard, Wayne Hubbard, and Lawrence Jackel. Handwritten digit recognition with a back-propagation network. In *Advances in Neural Information Processing Systems, NeurIPS*, volume 2, pages 396–404. Morgan-Kaufmann, 1989. 1
- [28] Christian Ledig, Lucas Theis, Ferenc Huszár, Jose Caballero, Andrew Cunningham, Alejandro Acosta, Andrew Aitken, Alykhan Tejani, Johannes Totz, Zehan Wang, and Wenzhe Shi. Photo-realistic single image super-resolution using a generative adversarial network. In *IEEE/CVF Conference on Computer Vision and Pattern Recognition, CVPR*, pages 4681–4690. Computer Vision Foundation / IEEE, 2017. 5
- [29] Younggun Lee and Taesu Kim. Robust and fine-grained prosody control of end-to-end speech synthesis. In *IEEE International Conference on Acoustics, Speech and Signal Processing, ICASSP*, pages 5911–5915, 2019. 3
- [30] Rosanne Liu, Joel Lehman, Piero Molino, Felipe Petroski Such, Eric Frank, Alex Sergeev, and Jason Yosinski. An intriguing failing of convolutional neural networks and the coordconv solution. In *Advances in Neural Information Processing Systems, NeurIPS*, volume 31, pages 9628–9639. Curran Associates, Inc., 2018. 2, 3, 7
- [31] Ziwei Liu, Ping Luo, Xiaogang Wang, and Xiaoou Tang. Deep learning face attributes in the wild. In *IEEE/CVF International Conference on Computer Vision, ICCV*, pages 3730–3738. IEEE, 2015. 2, 7
- [32] Zhuang Liu, Hanzhi Mao, Chao-Yuan Wu, Christoph Feichtenhofer, Trevor Darrell, and Saining Xie. A convnet for the 2020s. In *IEEE/CVF Conference on Computer Vision and Pattern Recognition, CVPR*, pages 11966–11976. Computer Vision Foundation / IEEE, 2022. 3
- [33] Xiang Long, Kaipeng Deng, Guanzhong Wang, Yang Zhang, Qingqing Dang, Yuan Gao, Hui Shen, Jianguo Ren, Shumin Han, Errui Ding, and Shilei Wen. PP-YOLO: an effective and efficient implementation of object detector, 2020. arXiv preprint arXiv:2007.12099. 3
- [34] Wenjie Luo, Yujia Li, Raquel Urtasun, and Richard Zemel. Understanding the effective receptive field in deep convolutional neural networks. In *Advances in Neural Information Processing Systems NeurIPS*, volume 29, pages 4898–4906. Curran Associates, Inc., 2016. 3
- [35] Midjourney. Midjourney.com, 2022. midjourney.com. 1
- [36] Dongbin Na. CelebA-HQ face identity and attributes recognition using PyTorch, 2021. Accessed: 2023-09-22. 12
- [37] OpenAI. ChatGPT can now see, hear, and speak, 2023. Blog Post. 5
- [38] OpenAI. GPT-4 technical report, 2023. arXiv preprint arXiv:2303.08774. 5
- [39] Francesco Pinto, Philip H. S. Torr, and Puneet K. Dokania. An impartial take to the CNN vs transformer robustness contest. In *European Conference on Computer Vision, ECCV*, volume 13673 of *Lecture Notes in Computer Science*, pages 466–480. Springer, 2022. 3
- [40] Alec Radford, Luke Metz, and Soumith Chintala. Unsupervised representation learning with deep convolutional generative adversarial networks. In *4th International Conference on Learning Representations, ICLR*. OpenReview.net, 2016. 3, 5
- [41] Prajit Ramachandran, Niki Parmar, Ashish Vaswani, Irwan Bello, Anselm Levskaya, and Jon Shlens. Stand-alone self-attention in vision models. In *Advances in neural information processing systems, NeurIPS*, 2019. 1, 3
- [42] Aditya Ramesh, James Betker, Gabriel Goh, Li Jing, Tim Brooks Jianfeng Wang, Linjie Li, Long Ouyang, Juntang Zhuang, Joyce Lee, Yufei Guo, Wesam Manssra, Prafulla Dhariwal, Casey Chu, and Yunxin Jiao. Improving image generation with better captions, 2023. [cdn.openai.com/papers/dall-e-3.pdf](https://cdn.openai.com/papers/dall-e-3.pdf). 1
- [43] Aditya Ramesh, Prafulla Dhariwal, Alex Nichol, Casey Chu, and Mark Chen. Hierarchical text-conditional image generation with CLIP latents, 2022. arXiv preprint arXiv:2204.06125. 1, 3
- [44] Aditya Ramesh, Mikhail Pavlov, Gabriel Goh, Scott Gray, Chelsea Voss, Alec Radford, Mark Chen, and Ilya Sutskever. Zero-shot text-to-image generation. In *38th International Conference on Machine Learning, ICML*, volume 139, pages 8821–8831. PMLR, 2021. 1, 3
- [45] Robin Rombach, Andreas Blattmann, Dominik Lorenz, Patrick Esser, and Björn Ommer. High-resolution image synthesis with latent diffusion models. In *IEEE/CVF Conference on Computer Vision and Pattern Recognition, CVPR*, pages 10684–10695. Computer Vision Foundation / IEEE, 2022. 1
- [46] Karen Simonyan and Andrew Zisserman. Very deep convolutional networks for large-scale image recognition. In *3rd International Conference on Learning Representations, ICLR*. OpenReview.net, 2015. 3
- [47] Aman Singh and Tokunbo Ogunfunmi. An overview of variational autoencoders for source separation, finance, and bio-signal applications. *Entropy*, 24(1):55, 2022. 7
- [48] Samuel L. Smith, Andrew Brock, Leonard Berrada, and Soham De. Convnets match vision transformers at scale, 2023. arXiv preprint arXiv:2303.08774. 3
- [49] Jiaming Song, Chenlin Meng, and Stefano Ermon. Denoising diffusion implicit models. In *9th International Conference on Learning Representations, ICLR*. OpenReview.net, 2021. 1, 3
- [50] Leonid N. Vaserstein. Markov processes over denumerable products of spaces, describing large systems of automata. *Problems of Information Transmission*, 5(3):64–72, 1969. 2

- [51] Igor Vasiljevic, Nick Kolkin, Shanyi Zhang, Ruotian Luo, Haochen Wang, Falcon Z Dai, Andrea F Daniele, Mohamadreza Mostajabi, Steven Basart, Matthew R Walter, et al. Diode: A dense indoor and outdoor depth dataset, 2019. 7
- [52] Ashish Vaswani, Noam Shazeer, Niki Parmar, Jakob Uszkoreit, Llion Jones, Aidan N. Gomez, Lukasz Kaiser, and Illia Polosukhin. Attention is all you need. In *Advances in neural information processing systems, NeurIPS*, pages 5998–6008. Curran Associates, Inc., 2017. 3
- [53] Xinyao Wang, Liefeng Bo, and Fuxin Li. Adaptive wing loss for robust face alignment via heatmap regression. In *IEEE/CVF International Conference on Computer Vision, ICCV*, pages 6970–6980. IEEE, 2019. 3
- [54] Zhou Wang, Eero P Simoncelli, and Alan C Bovik. Multiscale structural similarity for image quality assessment. In *The Thirty-Seventh Asilomar Conference on Signals, Systems & Computers, 2003*, volume 2, pages 1398–1402. IEEE, 2003. 14
- [55] Haiping Wu, Bin Xiao, Noel Codella, Mengchen Liu, Xiyang Dai, Lu Yuan, and Lei Zhang. Cvt: Introducing convolutions to vision transformers. In *IEEE/CVF International Conference on Computer Vision, ICCV*, pages 22–31. IEEE, 2021. 1
- [56] Huikai Wu, Shuai Zheng, Junge Zhang, and Kaiqi Huang. GP-GAN: towards realistic high-resolution image blending. In *27th ACM International Conference on Multimedia, MM*, pages 2487–2495. ACM, 2019. 5
- [57] Chao Xie, Hongyu Zhu, and Yeqi Fei. Deep coordinate attention network for single image super-resolution. *IET Image Processing*, 16(1):273–284, 2022. 3

## A. Limitations

**Technical limitations.** The generative models proposed and studied here are limited in size due to GPU constraints. The experiments included are meant to show the efficacy and efficiency of the proposed GeoConv. We believe they effectively illustrate the fundamental advantages of our approach. However, future work with more substantial computational resources could explore the scalability and performance of this framework in larger, more complex settings.

**Societal impacts.** While our experiments demonstrate GeoConv’s advantage in small to medium-scale applications, its potential efficacy in larger-scale implementations and in making generated images more realistic and detailed, particularly in areas such as accurate hand postures, could facilitate the creation of more convincing deepfakes. This underscores the need for robust watermarking techniques to mitigate potential misuse and ensure digital content’s authenticity.

## B. Experimental setup

In this appendix, we explain the experimental setup in this paper and provide more images, figures, and tables.

### B.1. Centre of mass

Our motivation for choosing this task and configuration is that it requires the models to have a good understanding of the locations of a varying number of points spread out in a 2-dimensional plane with a few convolutional layers and filters. Therefore, the models need to obtain a geometric and global knowledge of where the points are, rather than a local knowledge provided by standard convolutions.

**Dataset details** To cover different scenarios and have a comprehensive comparison between the architectures, we trained the networks on 7 synthesised datasets, each containing 100,000 images, of size  $32 \times 32$  with point density  $d$ , where  $d \in \mathcal{D} = \{0.001, 0.003, 0.01, 0.03, 0.1, 0.3, 0.9\}$ . The set  $\mathcal{D}$  is roughly defined by the geometric progression  $0.001 \times 3^k$  for  $0 \leq k \leq 6$ , and covers a varying range of points starting from 0.001 and increasing geometrically with a factor of roughly 3, up to 0.9 density.

We then evaluated the performances of each of the networks on 7 test datasets, each containing 20,000 images with density  $d \in \mathcal{D}$ . All of the networks were trained using the Euclidean distance, between the predicted mass centre and the true mass centre, as the loss function. We have included the detailed results for the base models, i.e., models with 1 convolution layer and 1 filter (this is shown as  $1 \times 1$  in Figure 4) in Appendix B.1. Detailed results for other models can be easily obtained by running the provided code.

**Model design** All networks use convolution layers with a kernel size of 3 and a stride of 2 with ReLU activation, combined with a dense output layer with 2 nodes, corresponding to the  $x$  and  $y$  coordinates of the mass centre. As an ablation study, we consider 4 networks  $ixj$ , where  $0 \leq i, j \leq 2$ .

### B.2. Positional dependencies

**Dataset details** This dataset is designed to evaluate positional bias, described in Section 3.2, in vision models. This dataset includes  $64 \times 64$  images containing Greek numbers I, II, and III, corresponding to labels 1, 2, and 3. In the training set, the Greek numbers are almost centred in the image, with little horizontal and vertical shifts, while in the test sets the Greek numbers move farther from the centre the images.

**Model Design** We consider convolutional models with varying number of layers ranging over  $1, \dots, 5$ . The  $n$ -th layer in each model has  $2^{n-1}$  filters. All convolutions layers have kernel size of 3 and use a stride of 2, with ReLU activation. The only other layer, is the output layer, which is a dense layer of size 3. The models are trained on the training set using the categorical cross entropy loss, which is the standard choice for multi-class classification tasks.

As you can see in Section 3.2, despite having the highest number of learnable parameters, CoordConv has the worst performance amongst all the architectures due to the positional bias learnt during the training. The complete results that Section 3.2 is derived from is available in Appendix B.2.

### B.3. GAN

In this section of the appendix, we discuss the details of the experiments in Section 3.3.

#### B.3.1 Dataset details

**CelebA-HQ dataset** CelebA-HQ [20], introduced in 2018, is a dataset consisting of 30,000 human face images with  $1024 \times 1024$  resolution. Since its introduction, it has been widely used in various applications for generating realistic human faces. Unlike CelebA dataset, CelebA-HQ does not include annotations on facial features. This dataset includes 18,943 (63.15%) female images and 11,057 (36.85%) male images [36]. We use this dataset in our GAN experiments to gain insights on the capabilities and limitations of models using different convolution architectures.

**ASL Hand Gesture dataset** ASL Hand Gesture [4] is a small dataset consisting of 2,524 annotated hand gesture images representing numbers ‘0’ to ‘9’ and English alphabets ‘a’ to ‘z’ in the American sign language. The dataset images are almost equally distributed between all the 36 labels; there are approximately 70 images per each labels. All images



Train ratio	Architecture	Test ratio						
		0.001	0.003	0.01	0.03	0.1	0.3	0.9
0.001	GeoConv	2.581	<b>3.598</b>	<b>18.87</b>	<b>79.65</b>	<b>296.7</b>	<b>916</b>	<b>2777</b>
	CoordConv	<b>2.267</b>	4.630	27.02	107.5	392.9	1208	3654
	Conv	2.438	4.622	24.88	100.7	370.3	1140	3449
0.003	GeoConv	5.435	2.640	<b>2.871</b>	<b>6.01</b>	<b>20.12</b>	<b>66.90</b>	<b>211.4</b>
	CoordConv	4.530	2.112	3.553	18.33	76.43	242.8	742.3
	Conv	<b>4.356</b>	<b>2.104</b>	4.025	21.25	87.28	276.4	844.0
0.01	GeoConv	6.381	3.180	1.291	4.558	24.15	80.95	251.6
	CoordConv	9.380	4.875	1.971	<b>2.978</b>	<b>8.45</b>	<b>14.17</b>	<b>15.1</b>
	Conv	<b>6.329</b>	<b>3.145</b>	<b>1.261</b>	4.608	24.48	82.07	255.1
0.03	GeoConv	9.36	5.008	2.142	1.095	<b>1.495</b>	<b>4.72</b>	<b>13.14</b>
	CoordConv	11.15	6.370	2.803	1.145	4.580	11.74	14.90
	Conv	<b>6.84</b>	<b>3.668</b>	<b>2.133</b>	<b>0.890</b>	7.321	29.40	95.90
0.1	GeoConv	<b>7.371</b>	<b>3.948</b>	2.405	1.925	0.610	5.696	23.21
	CoordConv	7.548	4.042	2.377	1.837	<b>0.601</b>	5.216	21.29
	Conv	8.369	4.426	<b>2.164</b>	<b>1.398</b>	0.667	<b>2.916</b>	<b>12.06</b>
0.3	GeoConv	<b>6.942</b>	<b>3.859</b>	2.875	2.988	2.440	0.350	7.430
	CoordConv	7.874	4.163	2.279	1.895	1.506	<b>0.342</b>	4.474
	Conv	9.035	4.841	<b>2.231</b>	<b>1.300</b>	<b>0.789</b>	0.348	<b>1.467</b>
0.9	GeoConv	9.228	<b>5.114</b>	<b>2.61</b>	<b>1.75</b>	<b>1.26</b>	<b>0.888</b>	0.349
	CoordConv	<b>5.176</b>	5.655	7.66	8.44	8.07	6.095	<b>0.147</b>
	Conv	5.221	7.904	10.67	11.39	10.77	8.085	0.156

Table 5. The detailed loss table for 1x1 models in Figure 4.

Metric	Architecture	1 Layer	2 Layers	3 Layers	4 Layers	5 Layers
Loss	Conv2D	<b>1.16</b>	1.26	1.60	2.20	2.95
	CoordConv	1.78	2.35	2.45	2.06	2.91
	GeoConv	1.23	1.63	<b>1.50</b>	<b>1.59</b>	<b>2.04</b>
	CoordConv + Shift	1.43	<b>1.20</b>	1.55	1.90	2.20
Acc. (%)	Conv2D	<b>36.82</b>	<b>35.25</b>	34.06	34.00	<b>34.40</b>
	CoordConv	34.08	34.03	34.35	34.17	34.10
	GeoConv	34.93	34.29	<b>36.20</b>	<b>34.35</b>	33.76
	CoordConv + Shift	34.70	34.24	34.35	33.81	33.27

Table 6. The average loss and accuracy of the models when the numbers are moved to all of the possible positions in a  $64 \times 64$  canvas. In addition to the common baselines in all other experiments, we also studied CoordConv with positional shift to see the impact of adding positional shift to CoordConv.

are on a black background and of different sizes, which are resized to  $256 \times 256$  resolution at preprocessing.

### B.3.2 GANs for for generating face images

**Model design** The generator and discriminator are designed according to common practices in training GANs. The discriminator’s architecture is similar to VGG-13. Here, we discuss the generator architecture. In the generator, af-

ter one dense layer, and a reshape layer that takes the 1-dimensional latent to a 3-dimensional tensor, we have 5 blocks of layers, each consisting of the following 3 layers:

- A transposed convolution/GeoConv/CoordConv layer with a stride of 2 and kernel size of 3 with no padding and leaky ReLU activation.
- A convolution/GeoConv/CoordConv layer with a stride of 1 and kernel size of 3 with leaky ReLU activation.

- A batch normalization layer.

In the end, the output layer of the generator is a convolution/GeoConv/CoordConv layer with the same specification as before except for the activation which is sigmoid.

**Training detail** For training the models in this experiment, we use the binary cross-entropy loss which is the common method for training GANs. We trained each model for 500 epochs. After reaching 400 epochs, none of the models showed any improvements.

**A closer look at generated images** Figure 10 portrays a  $6 \times 6$  canvas with more images of ConvGAN and GeoGAN. Notice the quality, colour, and diversity of the images by each of the models.

### B.3.3 WGAN-GPs for generating face images

**Model design** The design of the generator and discriminator in this section is similar to the generator and discriminator explained in Appendix B.3.2.

**Training detail** WGAN-GPs use Wasserstein distance for their loss alongside gradient penalty. Since none of the models showed any improvements after around 100 epochs, we set the number of epochs to 150.

**A closer look at generated images** Figure 11 portrays a  $6 \times 6$  canvas with more images generated by the WGAN-GPs. Notice the quality, colour, and diversity of the images generated by each of the models.

### B.3.4 WGAN-GPs for generating hand gestures

**Model design** The design of the generator and discriminator in this section is similar to the generator and discriminator explained in Appendix B.3.2.

**Training detail** Training details are similar to Appendix B.3.3, except that we run the experiments for 1,000 epochs to make sure all the models reach peak performance.

**A closer look at the generated images** Figure 12 shows the hand gestures generated by both ConvWGAN-GP and GeoWGAN-GP for each label of the ASL language. These are the same images as in Figure 6; however, they have been scaled up for visualising more details and easier comparison between the images generated by each of the models.

## B.4. VAE

In this section of the appendix, we discuss the details of the experiments in Section 3.4.

### B.4.1 Loss function

In VAEs, since the quality of generated images is closely associated to the loss function, we chose a loss function that helps training a model that not only generates images from the same distribution as the train images, but also helps generating images that are sharper and have similar structural similarity. Therefore, we chose the loss function to be a combination of

- **Binary Cross Entropy (BCE).** BCE loss is used as a pixel-wise reconstruction loss in VAEs. It encourages the VAE to produce reconstructions that are statistically similar to the input data in a pixel-wise manner.
- **Mean Squared Error (MSE).** MSE penalises large pixel-wise differences more heavily and is more sensitive to outliers than BCE.
- **Mean Absolute Error (MAE).** MAE is less sensitive to outliers than MSE. Like MSE, it helps reduce pixel-wise differences between input and reconstruction, though the magnitude of errors is emphasised differently.
- **Multi-scale Structural Similarity (SSIM):** SSIM [54] assesses structural similarity between images, considering luminance, contrast, and structure. It helps capture high-level features and generate images that are structurally more similar to the training images.
- **Absolute difference of Sobel edge maps:** Sobel edge maps highlight edges and gradients in images. Penalising the absolute difference between these maps encourages the VAE to reproduce edges accurately. It helps improve the sharpness and structural details in generated images.

### B.4.2 Dataset details

**CelebA dataset** CelebA dataset is one of the most commonly used datasets in both generative and discriminative applications in computer vision. This dataset includes 200k human face images. Each image comes with 40 binary attribute annotations about different features such as eyebrows, cheeks, nose, hair, eyeglasses, neckties, etc.


**ASL Hand Gesture dataset** Please see Appendix B.3.1.

### B.4.3 Conditional VAEs for generating face images

**Model design** Both encoder and decoder are designed according to standard practices. The encoder first feeds the input image through three convolution/GeoConv/CoordConv layers consecutively. All these layers have a kernel size of 3 and a stride of 2 and use ReLU activation. The result is then flattened and concatenated with the label. Then, we use two dense layers to learn the mean and standard deviation of



(a) ConvGAN



(b) GeoGAN

Figure 10. Human faces generated by ConvGAN (10a) and GeoGAN (10b) trained on CelebA-HQ dataset. Each image is generated as follows. For each of the models, we generated 10 images from randomly sampled latent points. The image with the highest score from the discriminator is added to the canvas. This is repeated 36 times for a  $6 \times 6$  canvas.



(a) ConvWGAN-GP



(b) GeoWGAN-GP

Figure 11. Human faces generated by ConvWGAN-GP (11a) and GeoWGAN-GP (11b) trained on CelebA-HQ dataset. Each image is generated as follows. For each of the models, we generated 10 images from randomly sampled latent points. The image with the highest score from the discriminator is added to the canvas. This is repeated 36 times for a  $6 \times 6$  canvas.





Figure 12. Hand gestures generated by ConvWGAN-GP (first rows), and GeoWGAN-GP (second rows), trained on the ASL Hand Gesture dataset. These are copies of images included in Figure 6 of the main body, scaled up for better comparison.

the latent space. Then, a latent is sampled using the normal distribution with this mean and standard deviation.

This latent and the label are then fed into the decoder which will generate an image reconstructing the original image. After that, 5 transposed convolu-

tion/GeoConv/CoordConv layers consecutively expand the feature map. Each of those layers has a kernel size of 3 and a stride of 2 and uses ReLU activation. Finally, a convolution/GeoConv/CoordConv layer with 3 channels, kernel size of 3 and a stride of 1 with sigmoid activation, synthesises



the final image.

**Training detail** We explained the loss function we use for training the VAEs in Appendix B.4.1. During the training, the loss curves start to flatten out after 20 epochs. Nonetheless, we continued training the VAEs until 30 epochs.

#### B.4.4 Conditional VAE for generating hand gestures

The findings from the experiment on VAEs presented in the main body show the significant enhancements achieved by incorporating GeoConv into a VAE. These enhancements are observed both in qualitative and quantitative performance, as well as in a heightened capacity to capture the dataset’s diversity. In alignment with our experiments in the GAN section, in this section, we use VAEs for generating images of ASL hand gestures.

While CelebA is a vast and diverse collection, comprising approximately 200k human face images, the hand gesture dataset only contains just over 2,500 images, each sharing a similar appearance, primarily differing based on the represented alphabet or number. Consequently, this dataset introduces a distinct set of challenges for the VAEs. We train two conditional VAEs on the the gesture dataset for 100 epochs. We use the same architecture for the VAEs as in Appendix B.4.3, only differing in some hyperparameters.

We run experiments using latent dimensions 64, 128, and 192. Additionally, each VAE is trained five times, with seeds 0, 1, ..., 4. The training and validation loss during 100 epochs of training are visualised in Figure 13. As anticipated, training and validation losses are similar for both architectures across various latent dimensions. As we discussed before, this is because of the Hand Gesture dataset’s small size and limited diversity.

Figure 14 presents the generated images produced by each of the conditional VAEs. Both models perform reasonably well in representing the correct gestures even though they do not produce high-resolution images compared to GANs. Digging deeper into the details, images generated by GeoVAE have more realistic colours and sharper details such as more distinct fingers in comparison to the ConvVAE.

## C. Additional Experiments on Diffusion Models

To compare GeoConv with CoordConv and Conv2D algorithms in more complex CNN settings, we trained Denoising Diffusion Probabilistic Models (DDPM) on the Smithsonian Butterflies dataset for 30 epochs. The implementation details including architecture and hyperparameters for our diffusion model use the standard DDPM implementation in Keras website<sup>1</sup>.

<sup>1</sup><https://keras.io/examples/generative/ddpm/>

Figure 15 show images generated by models based on each architecture. For generating the images, 16 random noises were sampled and fed to all networks. Then they went through the denoising process and the output is presented in these images.

Arch.	Noise loss	Image loss	KID
Conv.	0.124	0.212	0.45
GeoConv	0.097	0.146	0.35
CoordConv	0.110	0.161	0.41

Table 7. Performance metrics of DDPM models based on studied architectures on the validation set of Smithsonian Butterflies dataset. Mean Absolute Error (MAE) is used for assessing Noise and Image losses. In addition, we also report the Kernel Inception Distance (KID) as a metric for reflecting the quality and diversity of image generation. For all three metrics, lower values mean better results. GeoConv performs favourably to the other two convolutional layers in all metrics.

## D. Speed analysis

### D.1. Theoretical analysis: number of FLOPs

Let us introduce a few notations for each of the variables involved to investigate the number of FLOPs required for performing a forward pass on each Convolutional layer architecture in a two-dimensional space. These include:

- Input dimensions: Width ( $W$ ), Height ( $H$ ), and number of input channels ( $C_{in}$ )
- Kernel (or Filter) dimensions: Kernel Width ( $K_W$ ) and Kernel Height ( $K_H$ )
- Parameter specifications: Stride ( $S$ ), Padding ( $P$ ), and number of output channels ( $C_{out}$ )

Based on this notation, the number of FLOPs in a forward pass for each architecture can be calculated according to the formula in Table 8 below.

Architecture	FLOPs
Conv2D	$2H_{out}W_{out}K_HK_WC_{in}C_{out}$
GeoConv2D	$2H_{out}W_{out}K_HK_W(C_{in} + 1)C_{out}$
CoordConv2D	$2H_{out}W_{out}K_HK_W(C_{in} + 2)C_{out}$

Table 8. Number of FLOPs required for each convolutional layer architecture to complete the forward pass. GeoConv adds 50% less FLOPs compared to CoordConv to the vanilla convolution.

where  $H_{out}$  and  $W_{out}$  are defined as:

$$\begin{aligned} H_{out} &= [(H - K_H + 2P)/S] + 1 \\ W_{out} &= [(W - K_W + 2P)/S] + 1 \end{aligned} \quad (4)$$

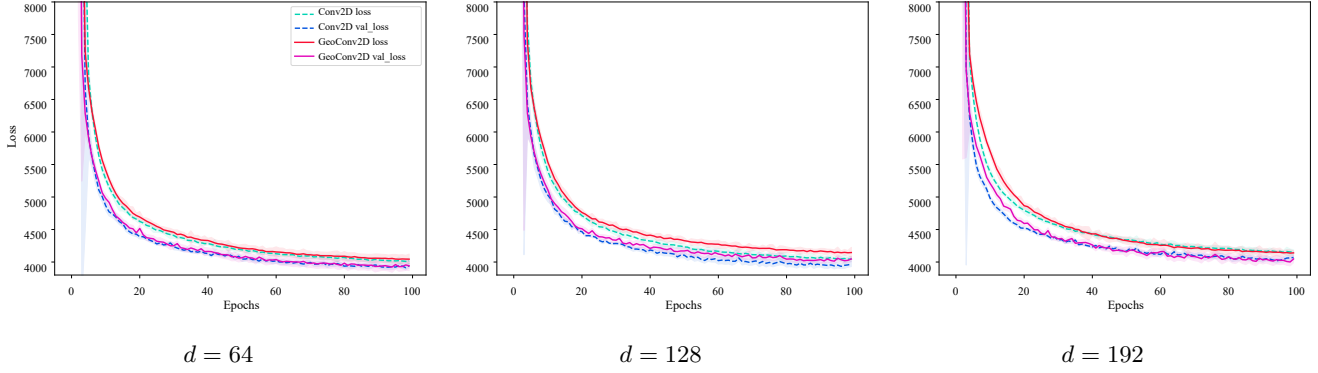


Figure 13. Mean and 95% CI of train and validation losses of GeoVAE (red lines), and ConvVAE (dashed blue lines), trained on Hand Gesture dataset for latent dimensions  $d \in \{64, 128, 192\}$  over five runs with seeds  $0, \dots, 4$  during 100 training epochs.




Figure 14. Hand gestures generated by ConvVAE (top row) and GeoVAE (bottom row) with 192-dimensional latent spaces. Images generated by GeoVAE have more realistic colours and are slightly sharper.

As these equations indicate, GeoConv adds half as many FLOPs compared to CoordConv to the convolutional layer. It is also worth noting that with higher input dimensions, this superiority even becomes more evident. For example, if the input is 3D, GeoConv adds one-third as many FLOPs compared to CoordConv.

## D.2. Experimental analysis: train and inference

In addition to the theoretical analysis provided above, here we report the training and inference time for some of our diffusion experiment for further clarification in Table 9.

## E. Proofs

*Proof of Theorem 2.2.* Let us use the same notation as in Theorem 2.1. Since the proof is similar for all coordinate channels, we only prove this for the first channel. Let  $f = (f_{i_1, \dots, i_n})$  be the convolution filter corresponding the first

Arch.	Train Time	Inference time
Conv.	33.7	0.145
GeoConv	38.3	0.229
CoordConv	41.8	0.308

Table 9. Train time per one epoch of training and Inference time (50 denoising steps) for generating one image for each model based on different architectures in the Denoising Diffusion Probabilistic Models (DDPM) experiment. As expected vanilla convolution is the fastest but GeoConv has a 8.4% faster training time and 25.6% faster inference speed compared to CoordConv.

coordinate channel  $c$  in CoordConv. Let

$$\bar{f}_{i_1} = \sum_{i_2, \dots, i_n} f_{i_1, \dots, i_n}, \quad (5)$$




Figure 15. Denoising Diffusion Probabilistic Models (DDPM) trained on the Smithsonian Butterflies dataset for 30 epochs. The images generated by GeoConv capture the colour diversity and geometric complexities of butterflies better compared to CoordConv and Conv2D.

where  $1 \leq i_k \leq s_k$  for  $1 \leq k \leq n$ . At each step of the convolution operation, we have that

$$\begin{aligned} & \sum_{i_1, \dots, i_n} f_{i_1, \dots, i_n} c_{i_1+j_1, \dots, i_n+j_n} \\ &= \sum_{i_1} \left( \sum_{i_2, \dots, i_n} f_{i_1, \dots, i_n} \right) c_{i_1+j_1, j_2, \dots, j_n} \\ &= \sum_{i_1} \bar{f}_{i_1} c_{i_1+j_1, j_2, \dots, j_n}. \end{aligned} \quad (6)$$

Hence, the  $s_1 \times \dots \times s_n$  filter  $f$  does not extract any more information from the first coordinate channel  $c$  than the  $s_1 \times 1 \times \dots \times 1$  filter  $\bar{f} = (f_{i_1})$ .  $\square$

*Proof of Theorem 2.3.* Let us use the notation in the proofs of Theorems 2.1 and 2.2. We use  $i$  to refer to the tuple  $(i_1, \dots, i_n)$  and drop the  $j$  indices (Similar to those appearing in Equation (6)) for the sake of brevity. Now, if we denote the filters by  $f$ , input tensor by  $x$ , and coordinate channels in CoordConv by  $c$ , then, we have that

$$f * (x, c) = f^{(1, \dots, k)} * x + f^{(k+1, \dots, k+n)} * c. \quad (7)$$

Similarly for GeoConv, if show the GeoPos channel by  $g$ , then we have that

$$f * (x, g) = f^{(1, \dots, k)} * x + \bar{f} * g, \quad (8)$$

where  $\bar{f}$  is in fact  $f^{(k+1)}$ ; however, to avoid confusion with  $f^{(k+1)}$  in Equation (7), we use  $\bar{f}$  for the filter corresponding to the GeoPos channel.

Now, we need to prove that for any  $f^{(k+1, \dots, k+n)}$  with  $s_1, \dots, s_n \geq 2$  kernel size, there exists  $\bar{f}$  of the same kernel size, such that

$$f^{(k+1, \dots, k+n)} * c = \bar{f} * g. \quad (9)$$

The LHS of Equation (9) can be expanded as

$$\begin{aligned} f^{(k+1, \dots, k+n)} * c &= \sum_i f_i^{(k+1, \dots, k+n)} c_{i+j}^{(1, \dots, n)} \\ &= \sum_{t=1}^n \sum_i f_i^{(k+t)} c_{i+j}^{(t)} \\ &= \sum_{t=1}^n \sum_{i_t} \sum_{i \setminus i_t} f_i^{(k+t)} c_{i+j}^{(t)} \\ &= \sum_{t=1}^n \sum_{i_t} \left( \sum_{i \setminus i_t} f_i^{(k+t)} \right) c_{i+j}^{(t)} \end{aligned} \quad (10)$$

The RHS of Equation (9) can be expanded as

$$\begin{aligned} \bar{f} * g &= \sum_i \bar{f}_i g_i = \frac{1}{t} \sum_{t=1}^n \sum_i \bar{f}_i c_{i+j}^{(t)} \\ &= \frac{1}{t} \sum_{t=1}^n \sum_{i_t} \sum_{i \setminus i_t} \bar{f}_i c_{i+j}^{(t)} \\ &= \frac{1}{t} \sum_{t=1}^n \sum_{i_t} \left( \sum_{i \setminus i_t} \bar{f}_i \right) c_{i+j}^{(t)} \end{aligned} \quad (11)$$

Thus for Equation (9) to hold, it sufficient that

$$\sum_{i \setminus i_t} f_i^{(k+t)} = \frac{1}{t} \sum_{i \setminus i_t} \bar{f}_i, \quad t = 1, \dots, n. \quad (12)$$

have solution in  $\bar{f}$ . Equation (12) is a linear equation in  $\bar{f}$  with  $s_1 s_2 \dots s_n$  variables and  $n(s_1 + s_2 + \dots + s_n)$  equations. Thus, if  $s_1 s_2 \dots s_n \geq n(s_1 + s_2 + \dots + s_n)$ , Equation (12) is guaranteed to have solutions and GeoConv is equivalent to CoordConv.  $\square$