

A Novel Federated Learning-Based IDS for Enhancing UAVs Privacy and Security

Ozlem Ceviz, Pinar Sadioglu, Sevil Sen, Vassilios G. Vassilakis

Abstract—Unmanned aerial vehicles (UAVs) operating within Flying Ad-hoc Networks (FANETs) encounter security challenges due to the dynamic and distributed nature of these networks. Previous studies predominantly focused on centralized intrusion detection, assuming a central entity responsible for storing and analyzing data from all devices. However, these approaches face challenges including computation and storage costs, along with a single point of failure risk, threatening data privacy and availability. The widespread dispersion of data across interconnected devices underscores the necessity for decentralized approaches. This paper introduces the Federated Learning-based Intrusion Detection System (FL-IDS), addressing challenges encountered by centralized systems in FANETs. FL-IDS reduces computation and storage costs for both clients and the central server, crucial for resource-constrained UAVs. Operating in a decentralized manner, FL-IDS enables UAVs to collaboratively train a global intrusion detection model without sharing raw data, thus avoiding the delay in decisions based on collected data, as is often the case with traditional methods. Experimental results demonstrate FL-IDS's competitive performance with Central IDS (C-IDS) while mitigating privacy concerns, with the Bias Towards Specific Clients (BTSC) method further enhancing FL-IDS performance even at lower attacker ratios. Comparative analysis with traditional intrusion detection methods, including Local IDS (L-IDS), sheds light on FL-IDS's strengths. This study significantly contributes to UAV security by introducing a privacy-aware, decentralized intrusion detection approach tailored to UAV networks. Moreover, by introducing a realistic dataset for FANETs and federated learning, our approach differs from others lacking high dynamism and 3D node movements or accurate federated data federations.

Index Terms—UAV, Flying Ad hoc Networks (FANETs), security, privacy, intrusion detection, federated learning

I. INTRODUCTION

Unmanned aerial vehicles (UAVs) deployed in flying ad-hoc networks (FANETs) [1] have attracted significant attention for their diverse applications, spanning surveillance, agriculture, disaster management, and communication infrastructure establishment [2], [3]. The dynamic and distributed nature of FANETs introduces substantial security challenges, necessitating robust intrusion detection systems [4], [5]. The increasing reliance on UAVs in critical applications underscores the unique security challenges posed by FANETs, emphasising the

need for innovative intrusion detection solutions [6]. Unlike traditional networks, FANETs exhibit dynamic node movements, unreliable communication links, and a decentralised architecture [7].

In this context, the Ad-Hoc On-Demand Distance Vector (AODV) protocol, a fundamental routing protocol in FANETs, faces challenges due to the mobility of UAVs, rendering traditional intrusion detection methods less effective [8]. The AODV protocol is susceptible to various routing attacks, including blackhole, sinkhole, and flooding attacks [9]. Traditional ML-based intrusion detection methods, such as Deep Neural Networks (DNN) and Convolutional Neural Networks (CNN), have been explored for their efficacy in identifying anomalous patterns [10], [11]. However, these methods often struggle with challenges related to communication costs, privacy concerns, and scalability.

This paper introduces the Federated Learning-based Intrusion Detection System (FL-IDS), a novel intrusion detection approach tailored for FANETs, offering several key contributions to the field. Firstly, FL-IDS addresses privacy concerns by leveraging federated learning (FL) [12], a decentralised machine learning (ML) approach. This FL-based approach marks a departure from conventional intrusion detection paradigms. Secondly, our study contributes a realistic dataset based on an actual FANET characteristics, providing a more authentic foundation for analysis compared to synthetic datasets used in prior research.

FL-IDS operates in a decentralised manner, enabling individual UAVs to train a global intrusion detection model collaboratively without sharing raw and sensitive data, addressing privacy concerns inherent in centralised approaches while harnessing collective intelligence. The architecture involves assigning default local models to each UAV, utilising client-specific data. After training local models, only the updated model weights are shared with a central server, which aggregates these weights to update the global model. This generated global model is responsible for detecting attacks, without delaying the decision for collecting data from clients as in traditional methods. This rapid decision-making capability is crucial in promptly addressing security threats, enhancing the effectiveness of our proposed intrusion detection system. Moreover, it considerably decreases communication cost, which is very important for FANETs which have frequent link breakages due to high nodes' speeds. Last but not the least, it reduces the computation and storage cost both in clients and the central server which store, process the local data and aggregated data respectively. It is particularly important for resource-constrained UAVs running on small batteries. All

Ozlem Ceviz, is with the WISE Lab., Department of Computer Engineering, Hacettepe University, Ankara, Turkey, and also with the R&D Assistant Specialist, Turk Telekom, Ankara, Turkey (e-mail: ozlemceviz@hacettepe.edu.tr; ozlem.ceviz@turktelekom.com.tr)

Pinar Sadioglu and Sevil Sen are with the WISE Lab., Department of Computer Engineering, Hacettepe University, Ankara, Turkey (e-mail: ozlemceviz@hacettepe.edu.tr; pinar.sadioglu@gmail.com; ssen@hacettepe.edu.tr)

Vassilios G. Vassilakis is with Department of Computer Science, University of York, York, United Kingdom (e-mail: vv573@york.ac.uk)

these characteristics make the proposed approach suitable for FANETs, while preserving data privacy.

The novelty of FL-IDS lies in its effectiveness in detecting routing attacks, including sinkhole, blackhole, and flooding attacks, in the dynamic and decentralised FANET environment. Incorporating realistic network scenarios, considering 3D node movement and local data collection, enhances the applicability of FL-IDS. A comparative analysis with traditional intrusion detection methods, including Central IDS (C-IDS) and Local IDS (L-IDS), provides valuable insights into the strengths of FL-IDS.

The remainder of this paper is organized as follows: In Section II, we delve into related works to contextualize our approach within existing literature. Section III provides background information on FANETs, routing attacks, and federated learning. Section IV details the proposed FL-IDS approach, explaining its architecture and functionality. Experimental results and analyses are presented in Section V. In Section VI, the proposed FL-IDS is discussed concerning its effectiveness, efficiency, communication cost, response time, privacy, and security. Additionally, a comparative analysis is presented with C-IDS and L-IDS across these specified criteria. Finally, Section VII concludes the paper, summarizing findings and outlining directions for future research.

II. RELATED WORK

This section explores recent studies and approaches relevant to intrusion detection in FANETs. We explore latest advancements, methodologies, and datasets proposed in the literature, shedding light on how researchers have tackled the challenges of securing FANETs. From traditional ML to emerging FL-based solutions, we summarise the key insights from prior work. This understanding aids in evaluating the landscape and guides the development of our proposed intrusion detection approach.

The use of ML (Support vector machines (SVM), Naive Bayes (NB), Linear Regression (LR) and Random Forest (RF)) for detecting DoS attacks against various components of a UAV is explored in [13]. The study utilised the DJI Phantom 4 drone dataset [14], which includes information collected from components such as GPS, gyro, flight controller, and battery module. While showing promising results of ML-based algorithms, the study also emphasized the need for reliable datasets to effectively train and validate ML models. Another study focusing on DoS attack detection is presented in [15]. This study employed the AWID2 dataset [16] for training three models (XGBoost, CatBoost, and LightGBM), with test conducted using real UAVs. The comparison of algorithms, considering factors like training time and area under the curve (AUC) metrics, revealed that LightGBM stands out among other models. Another study [17] also employs the traditional ML-based algorithms for detecting DDoS attacks and botnet activity in UAV networks.

Another study [10] proposes a solution to detect GPS spoofing attacks categorized into two groups: static and dynamic. The dataset generated for both attacks collects GPS signal characteristics such as latitude, longitude, time from

both authentic and spoofed experiments. The study employs traditional ML algorithms such as RF, K-Nearest Neighbors (KNN), SVM, Decision Trees (DT) and Neural Networks (NN), and uses the Sperman method for feature extraction. The results indicate that DT outperforms other algorithms, achieving a 92.36% detection rate and a 3.7% false positive rate. One of the main contributions of the study is the providing a real-time GPS spoofing detection solution that can be seamlessly integrated with standard receivers and ubiquitous modules, requiring no hardware modifications. A multi-agent-based IDS based on DT is proposed in [11]. A centrally located IDS collects data such as payload traffic, command and control traffic, and GPS data from UAVs. However, it has not been evaluated on a suitable dataset for FANETs. Hence, the authors leave the construction of a new dataset as future work.

Many of the ML-based studies mentioned earlier rely on existing datasets, which may not be well-suited for FANETs. However, in two recent studies, researchers have addressed this gap in the literature by introducing datasets specifically tailored for FANETs. The first study [18] proposes an ML-based approach for detecting sybil attacks. To facilitate this, a dataset is constructed using the OMNET++ simulator [19], with a particular emphasis on capturing the 3D motion and density characteristics of FANETs. This dataset includes Received Signal Strength Difference (RSS) and Time Difference of Arrival (TDoA) derived from the physical layer, utilising ground monitoring stations. Experimental results show that this approach can detect sybil attacks with high accuracy (91%), with the false positive rate being less than 9% on average.

Another attack dataset is introduced in [20]. This study is noteworthy as it is the first to address time delay attacks in FANETs, where delays are intentionally introduced in packet transmissions to the destination. The dataset comprises latency-related data collected from networks operating under normal conditions, simulated with the ONE simulator [21]. UAVs follow pre-planned routes determined by four different routing protocols. ML techniques are employed to identify anomalies in the dataset. The K-means clustering technique is subsequently applied to distinguish between malicious and benign nodes. The study demonstrates an accuracy of over 80% and less than 2.5% overhead in various network settings. However, this dataset is primarily designed for pre-planned flight paths, low speed (6 m/s) and 2D movement. These specifications may not align with the requirements of some other FANET applications, as the study is explicitly tailored for search and rescue missions.

There are also studies that have explored the application of deep learning for intrusion detection in FANETs. It is shown in [22] that Convolutional Neural Networks (CNN) outperform traditional ML algorithms. The effectiveness of IDS was highlighted by an experimentally obtained accuracy of 99.50% and a prediction time of 2.77 ms on the UAV-IDS-2020 dataset [23]. In [24], Recurrent Neural Networks (RNN) are proposed to detect anomalies in the behavior of drones, such as unexpected changes in altitude, velocity, or trajectory. The model was trained using public datasets such as KDDCUP'99 [25] and NSL-KDD [26], which are not specific

to FANETs. The model is deployed on each UAV and GBS, allowing attacks to be detected locally and then reported to the central IDS for verification. Experimental results show that the proposed method produces better results compared to LR and KNN.

In [27], the Deep Reinforcement Learning (DRL) algorithm is employed to create an intrusion detection model using the CICIDS2017 dataset [28]. This model is deployed both on the central station and on each UAV. The approach introduces an offline learning system that automatically updates the model each time the UAV returns to its charging station, minimizing energy consumption. Another lightweight solution based on hierarchical-based SVM for detecting GPS and jamming attacks is proposed in [29]. The IDS on the UAVs uses a DL algorithm in conjunction with the Self-Taught Learning (STL) algorithm to extract significant features from movement logs. These logs contain routing information, velocity, and GPS location data collected during flights. Subsequently, SVM is employed for the detection process, and if an attack is detected, a Q-learning-based adaptive route learning algorithm is initiated on UAVs to return to a safe area. While the proposed approach claims to be well-suited for resource-constrained UAVs due to its utilization of DL, this claim lacks support from experimental results.

Only a few studies [30], [31], [32] have applied federated learning to detect attacks in FANETs. In [30], the federated learning approach is employed to detect jamming attacks using two datasets. The first dataset, consisting of 3,000 samples and 8 features such as PDR, throughput, and received signal strength indicator (RSSI), is collected using Ns-3 [33]. The second dataset CRAWAD [34], originally designed for VANETs, is modified to adopt a distributed data structure representing FANETs. Due to increased running time and communication costs when involving all clients in the training process, specific UAVs are selected for participation based on prioritization using the dumper-shaper technique. The accuracy obtained for the CRAWAD dataset was approximately 82%, while for the FANET dataset, it reached around 89.5%. In contrast, traditional techniques yielded accuracies of 49.11% and 65.62% for the CRAWAD and FANET datasets, respectively. In their extended study [31], a reinforcement federated learning-based technique is used to identify a defense strategy in unknown areas. This technique presents a different route to the desired location by avoiding the jamming attack region using the spatial retreat technique.

In [32], an IDS is proposed for detecting flight anomalies and network attacks in UAV swarms. The Network Attack Detection subsystem employs a supervised approach, utilizing traditional algorithms (DT, RF, Gaussian Naive Bayes (NB), Multi Layer Perceptron (MLP), eXtreme Gradient Boosting (XGBoost), and LightGBM) to detect network attacks (black-hole, grayhole, and flooding). For the identification of flight anomalies, an unsupervised approach is adopted, leveraging federated learning to detect GPS jamming and spoofing attacks using the UAV Attack Dataset [35]. Various federated learning aggregation methods (FedAvg [36], FedAdagrad [37], FedAdam [37], and FedYogi [37]) are employed. Among them, FedAvg stands out for its robustness, achieving an F1-score of

0.887.

There are also FL-based IDS proposed for IoT. A FL-based multiclass classifier is presented in [38]. The study examines three configurations as basic, balanced, and mixed, which are instances of splitting the ToN_IoT dataset [39] according to the IP addresses and types of attacks on IoT devices. The assessment takes into account the impact of aggregation functions such Fed+ [40] and FedAvg. The paper highlights the significance of an appropriate client/instance selection procedure to deal with issues in scenarios including non-independent, identically distributed, and highly skewed data. The evaluation's findings emphasize the importance of this selection procedure and show that, in certain cases, using Fed+ significantly improves metrics over FedAvg.

In the survey [41], an overview of studies based on FL in cyber security for various IoT applications, including the Internet of Vehicles, Internet of Drones, Industrial IoT, and the Internet of Healthcare Things is provided. The survey emphasizes the absence FL-based datasets in the literature, leading researchers to use and modify public datasets to mimic data federations. Even datasets collected from different environments [42] are employed for intrusion detection in IoT. However, it is imperative to utilize datasets that align with the specific characteristics of IoT or FANETs to develop more realistic intrusion detection solutions, as aimed in this study.

There are also UAV-assisted applications where UAVs are being integrated into airspace operations for different ground-based entities and networks such as edge computing. However, the development of security strategies involving UAV assistance is still in its early stages and requires further research [43], [44].

All related studies are summarized in Table I. As shown in the table, the majority of these studies train and evaluate their models on datasets not suitable for FANETs. Even in cases where new attack dataset for FANETs are created, their parameters are not very realistic due to simulating networks with a small number of nodes [30], 2D mobility models [20][29], or nodes with low speeds suitable for MANETs and VANETs but not FANETs [18][20]. Hence, such parameters may not accurately reflect the reality of FANETs. In contrast, our study simulates a total of 160 networks for three attacks (sinkhole, blackhole and flooding) with varying attacker ratios (from 5% to 25%) using 3D Gauss Markov Mobility (3D GM). To the best of our knowledge, this work represents the first proposal of a federated learning approach for these attacks. While a few federated learning-based studies have been proposed for jamming and spoofing attacks, their suitability has not been thoroughly evaluated in realistic network scenarios. Our study addresses this gap by exploring the use and suitability of federated learning for intrusion detection in FANETs, offering an extensive comparison with centralized and local IDS in terms of accuracy, communication cost, and privacy.

III. BACKGROUND

This section provides essential context for our study on intrusion detection in FANETs. We introduce the concept of federated learning as a promising approach to enhance

TABLE I: Outline of Related Studies

Study	Year	Environment	Dataset	Attacks	Method	Pros (+) & Cons (-)
[11]	2020	FANETs	CICIDS2017 [28]	Brute force, DoS, BotNet, Port Scanning SQL Injection, XSS, Heartbleed	ML	+ multi-agent-based IDS is proposed - the dataset is not suitable for FANETs - semi-supervised machine learning methods are not evaluated
[17]	2021	Cellular Connected UAV Networks	CSE-CIC-IDS2018 [45]	Brute force, DoS, DDoS BotNet, Web Attack, Infiltration	ML	+ a study on cellular-based study - the dataset is not suitable for FANETs and 5G networks
[13]	2022	UAVs	DJI Phantom 4 [14]	DoS attacks	ML	+ different types of ML-based algorithms are evaluated - focused on sensor-based attacks rather than FANETs-specific attacks
[15]	2022	UAVs	AWID2 [16] (for training and testing in simulation) individual UAV data transmission (for real testing) (speed, pitch and temperature, etc.)	DoS attacks	ML	+ various ML-based algorithms are assessed with real UAVs + providing hyperparameter optimization using Bayesian algorithm - dataset is not suitable for FANETs
[22]	2022	FANETs	UAV-IDS-2020 [23]	attacks for unauthorized access in WLAN	ML	+ data collected from real UAVs were used. - dataset is not suitable for FANETs
[10]	2023	UAVs	UAV dataset (a real UAV was used)	GPS Spoofing	ML	+ various ML-based algorithms are tuned and evaluated
[18]	2023	FANETs	a FANET dataset (100 nodes, 3D INET's MassMobility)	Sybil	ML	+ a new dataset is created - it is evaluated on a small area with nodes having low speeds (10-20 m/s) - high false positive rate
[20]	2023	FANETs	a FANET dataset (13, 24 nodes and 2D MapRouteMovement)	Time Delay	ML	+ a new dataset is created by using 4 different routing protocols - 2D mobility is considered - use of pre-planned route applications
[29]	2019	FANETs	a FANET dataset collected from nodes (20 nodes, Random Way Point Mobility Model)	Spoofing, Jamming	DL	+ it is claimed to be lightweight - the resource consumption is not given in the results - the dataset is collected using 2D mobility model
[24]	2021	FANETs	KDDCup'99 [25] NSL-KDD [26] UNSW-NB15 [46] WSN-DS [47] CICIDS2017 [28] TON_IoT [39]	DoS, DDoS, Probe, R2L, U2R Fuzzer, Analysis, Backdoors, Exploits Worms, Shell Code, Reconnaissance Password, XSS, Injection, Scanning	DL	+ both local and central IDSs participate in detection - the datasets are not suitable for FANETs
[27]	2021	FANETs	CICIDS2017 [28]	Brute force, DoS, DDoS BotNet, Web Attack, Infiltration	DL	+ offline-learning is proposed, where UAVs can update models during charging - the dataset is not suitable for FANETs
[30]	2019	FANETs	CRAWDDAD [34] for VANETs a FANET dataset (6 nodes, 3D GM Mobility Model)	Jamming	FL	+ a client group prioritization technique is proposed - the effect of mobility on client group prioritization is not discussed - it is evaluated on very small networks (6 & 3 clients)
[42]	2020	IoT	NSL-KDD [26]	DoS, U2R, R2L, Probing attacks for training 17 different attack types for testing	FL	+ data distribution is explored for different types of attacks - the dataset is not suitable for IoT
[41]	2021	IoT	Bot-IoT [48] MQTTset [49] TON_IoT [39]	DoS, DDoS, Theft, Reconnaissance Specific Attacks against MQTT Password, Backdoor, XSS, Injection, Scanning	FL	+ different learning algorithms are evaluated + the dataset is collected from heterogeneous devices - data distribution is mimicked for FL
[38]	2022	IoT	ToN_IoT[39]	Backdoor,DoS,DDoS,Injection,MITM Password,Ransomware,Scanning,XSS	FL	+ realistic dataset with consideration of non-independent and identically distributed data - resource consumption is not examined
[32]	2023	UAV swarm	WSN-DS [47] UAV attack dataset [35] (6 real UAVs)	Blackhole, Grayhole, Flooding Ping DoS	ML	+ various ML-based algorithms are evaluated - a significant percentage of the normal class is classified as grayhole - blackhole attacks and normal traffic falsely detected as grayhole
Our Study	2024	FANETs	a FANET dataset (50 nodes, 3D GM Mobility Model, attacker ratios: 5%, 10%, 15%, 20%, 25%, high speed: 720km/h)	GPS Spoofing, Jamming Sinkhole, Blackhole, Flooding	FL	+ a new dataset is created + extensive simulations are carried out + rigorous comparison with centralized and local intrusion detection - communication cost during training

security. Additionally, we explore the key components of FANETs, such as the AODV routing protocol and common attacks like sinkhole, blackhole, and flooding attacks.

A. Federated Learning

The utilization and processing of data collected from distributed devices pose challenges for traditional centralized IDSs. Firstly, there is the violation of privacy concern related to data sharing. In the conventional approach, the central server has access to all private client data to train a global model, which is then shared with all clients [50]. However, this raises privacy issues, as the data may contain private information that clients prefer not to share with third parties. Secondly, in the context of FANETs characterized by high node speeds and frequent link breakages, relying on communication among IDS clients may not be preferable due to potential disruptions and unreliability in data transmission. This exacerbates the challenges posed by dealing with large volumes of data in a distributed environment, resulting in increased computational and communication costs, ultimately causing latency in a central IDS. Lastly, energy consumption becomes a significant concern for resource-constrained devices, and both clients and central systems might require high energy consumption in order to obtain, store, process the local and the aggregated data respectively. Solutions that consider energy consumption must be designed for FANETs, particularly due to the reliance of mini UAVs on low-capacity batteries for power [51].

Federated Learning (FL) was proposed in [36] mainly to overcome privacy issues as an alternative to traditional methods. In FL, data is distributed across multiple devices or servers, and the model is trained locally on each of these

devices. Figure 1 shows one of the well-known methods in FL called Federated Averaging (FedAvg). In this method, after training the models locally, the updates are sent back to a central server, where they are aggregated, and the global model is updated. For example, parameters such as weight averages of models trained on clients can be sent to the central server for aggregation, and a single federated model is returned to clients. This process can be repeated during a certain round until the desired accuracy value is achieved or for a certain duration. Another method, Federated Learning with Differential Privacy, involves adding noise to the model updates to protect the privacy of local data. This noise, added using differential privacy techniques, ensures the protection of local data privacy while still allowing effective training of the global model. Another privacy and security-focused model is Secure Federated Learning. This method uses cryptographic techniques like homomorphic encryption and secure multi-party computation, allowing devices to collaboratively train a model without revealing their local data or model parameters to other devices or the central server. These are just a few of the many methods used in federated learning. The choice of FL method depends on the specific use case, the type of data, and the privacy and security requirements of the participants and applications. In this study, we employ aggregated federated averaging due to commonly used aggregation strategy that offers fast convergence, simplicity, and wide applicability.

The general steps for implementing FL-based IDSs in this study are listed below.

- Initialization: The central server distributes an initial model to the participating devices or servers.
- Training: Each device or server independently trains the

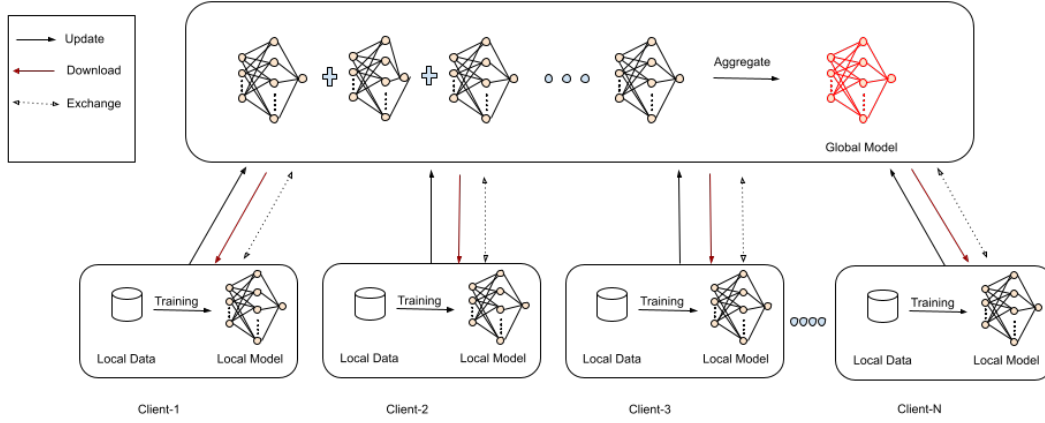


Fig. 1: Conceptual Schema of Federated Learning

model using its local data. This local training may involve multiple rounds, during which the device or server computes an update to the model based on its local data.

- **Aggregation:** The updates from all participating devices or servers are sent back to the central server and combined to produce a new version of the model.
- **Iteration:** The process of training, updating, and aggregating is repeated until the model reaches an acceptable level of accuracy.

FL is a promising approach for our study, driven by several key advantages. Most notably, FL significantly enhances efficiency by mitigating the need to transmit large amounts of data to a central location for processing, resulting in saving in both time and bandwidth. This reduction in the cost of data storage and processing renders FL a cost-effective solution, particularly beneficial for resource-constrained devices and environments.

Moreover, its inherent scalability and flexibility make FL adaptable to a wide variety of AI tasks. Notably, FL inherently prioritizes privacy, a paramount concern in today's data-driven landscape. Moreover, FL's capacity to handle missing data and adapt to data drifts (common occurrences in real-world applications) ensures the development of robust models [52]. Consequently, our decision to utilize FL aligns seamlessly with our overarching aim: to harness the power of ML while upholding data privacy and security. This proposition is particularly appealing for IDSs seeking effective, privacy-preserving, and distributed AI solutions.

B. Ad hoc On-Demand Distance Vector (AODV)

The AODV routing protocol is a reactive routing protocol initially designed for MANETs. Unlike proactive routing protocols that maintain a complete network topology, AODV creates routes only when needed by a node to transmit data to another node. When a node intends to transmit data to another node beyond its immediate range, it initiates a route discovery process by broadcasting a route request (RREQ) packet. This RREQ packet propagates through the network

until it reaches either the destination node or a node that has a sufficiently fresh route to the destination. Subsequently, the route is established by sending a route reply (RREP) packet back to the source node. During this process, when the destination node or an intermediate node processing an active route to the destination in its routing table receive a RREQ packet, it sends a unicast RREP packet to the source node. The source node then selects the shortest and most up-to-date route based on the minimum hop count and the highest destination sequence number, respectively. This route selection ensures the transmission of data through the shortest and most up-to-date route available.

AODV also incorporates a route maintenance mechanism to effectively handle link failures and route breaks. This process begins with the transmission of a Route Error (RERR) message. Upon detecting a link break or node failure, the node generates and sends the RERR message to nodes possessing a route to the unreachable destination. This action promptly invalidates the affected routes. Subsequently, the affected node initiates a new route discovery process to find an alternative path to the destination. AODV is highly regarded in the context of FANETs due to its low overhead and its rapid adaptability to network changes. AODV has been used in a variety of FANETs applications [53].

C. Attacks

In this section, we introduce attacks on AODV, which will serve as the basis for training and testing the proposed approach in this study.

1) **Sinkhole Attack:** In this attack, the attacker falsely claims to offer a shorter route to the destination node when a source node initiates a route discovery mechanism [54]. If the source node selects this deceptive route, the attacker node can eavesdrop on all network traffic between the source and destination nodes, effectively executing a sinkhole attack [9]. This initial attack is typically performed as a preliminary step to subsequent actions, including data packet dropping and modification.

2) *Blackhole Attack*: A blackhole attack combines elements of sinkhole and dropping attacks, enabling the attacker to selectively discard packets destined for a specific destination. The attacker can choose to drop all received packets to disrupt network communication or employ random dropping to evade detection. Similar to a sinkhole attack, the blackhole attacker initially advertises itself as having the best route to the desired destination, attracting network traffic towards it. Subsequently, additional attacks such as data modification and packet dropping may be executed. As a result, a blackhole attack can severely disrupt network communication and lead to increased energy consumption.

3) *Flooding Attack*: A flooding attack, a type of Denial-of-Service (DoS) or Distributed Denial-of-Service (DDoS) attack, overwhelms a destination or network with a high volume of traffic. This results in the target slowing down or becoming unresponsive, disrupting normal operation and rendering it inaccessible to intended users.

Flooding attacks can manifest in various forms, including the transmission of excessive routing control and data packets. Attackers often exploit vulnerabilities in routing protocols, targeting route discovery and neighbor discovery mechanisms. For instance, an attacker may flood the network with numerous Hello packets, exploiting protocols that identify nearby neighbors. A type of flooding attack, known as an *ad hoc flooding attack*, exploits the route discovery mechanism of AODV by broadcasting numerous RREQ packets at regular intervals. These packets may potentially request routes for non-existent nodes, leading to the consumption of network and node resources. This, in turn, results in congestion and isolation of nodes, effectively achieving the attacker's goal.

IV. THE PROPOSED APPROACH

In this section, we detail the implementation of our attacks, the creation of datasets, and the application of both traditional and federated learning methods to evaluate the proposed IDSs.

A. Network and Attack Settings

We conducted the three distinct attacks, introduced earlier, namely sinkhole, blackhole and ad hoc flooding, against the AODV routing protocol within FANETs, utilizing the Ns-3 simulator [33]. Each network consisted of 50 mobile nodes to simulate the multi-hop characteristics of ad hoc networks. Additionally, an immobile Ground Base Station (GBS) node was positioned at the simulation center due to its utility in various applications, including disaster response, agricultural monitoring, and military operations [55], [56]. The GBS serves as a central hub for receiving, processing, and analyzing data collected by the UAVs. With this setting, our scenario simulates both the Air-to-Air (A2A) communication channel and the UAV to GBS link as Air-to-Ground (A2G) channel communication[43], [57].

The 3D natural flight of UAVs was emulated with the 3D Gauss Markow (GM) mobility model to provide a realistic approach [58]. This model mimics real-world scenarios, producing smoother turns and predictable movement paths rather than entirely random motion. Here, high-speed drones

that can be used in military applications [59] are simulated. Within the network, 10 source nodes and 10 destination nodes communicate randomly, with any remaining nodes potentially serving as relay nodes. Data collection and transmission to the GBS are the responsibilities of the destination nodes, commencing at the 10th second and continuing every second until the end of the simulation.

Attacker nodes were randomly selected from non-source or non-destination nodes. For each attacker ratio, ranging from 5% to 25%, attacker nodes were chosen randomly. These same attacker nodes were used consistently in each attack type. The network simulation parameters are listed in Table II. These parameters were carefully chosen to align with real-life scenarios, considering factors such as 3D natural flight patterns, realistic speeds, area selection, and an adaptable routing protocol for dynamic FANET movements. More details on parameter selection can be found in our previous study [60].

TABLE II: Network Simulation Parameters

Parameters	Values
Routing protocol	AODV
MAC protocol	IEEE 802.11b
Channel characteristics	YansWifiChannel, PropagationLossModel
Simulation time	1800 seconds
Simulation area	12000 m x 12000 m x 300 m
Number of nodes	50
Node speed	720 km/h
Transmission range	250 m
Traffic type	UDP with 10 connections
Packet size	512 bytes
Packet rate	1/s
Bandwidth	11 Mbps
Attacker ratio	no attack, 5%, 10%, 15%, 20%, 25%
Mobility model	3D GM
Bounds for GM Mobility	X: [0; 12000], Y: [0; 12000], Z: [0; 300]
α for GM Mobility	[0.25-0.7]

TABLE III: Dataset Information

Attributes	Values
Number of network simulations	160
Number of samples	5,492,700
Number of features	31
Labels	Normal, Attack
Attack Type	Sinkhole, Blackhole, Flooding
Number of nodes	51
Data collection period	every 5s

Here, the specifics of each attack and their implementation in our study is given in details.

Sinkhole Attack: In this attack, upon receiving an RREQ packet from the source node, the attacker generates a fake RREP packet with a higher destination sequence number and claims to be just one hop away from the destination. This guarantees the selection of the attacker's route, effectively attracting network traffic to itself.

Blackhole Attack: The blackhole attack combines elements of the sinkhole and dropping attacks. Initially, the attacker establishes a route, attracting traffic as described in the sinkhole attack. Subsequently, it indiscriminately drops every packet it receives, thus disrupting communication between endpoints. However, the attacker's position is critical in dropping attacks.

If located on a passive route, it has no impact on network performance. Due to this, and the need for knowledge from other layers to differentiate it from dropping caused by wireless links, dropping attacks alone were not used in the simulations.

Flooding Attack: In this scenario, an attacker node periodically sends RREQ packets to randomly selected destinations within the network. The chosen destination node receives multiple (=10) sequential RREQ broadcast messages, with this process being repeated every 3 seconds throughout the simulation.

To ensure a comprehensive evaluation, we created ten distinct network topologies with diverse network and mobility patterns, initially without any attack implementations. Subsequently, we introduced malicious nodes into these networks, enabling us to simulate a wide range of attack scenarios. We conducted 10 simulations for each attack, each with a different attacker ratio, ranging from 5% to 25%. Additionally, we ran 10 simulations without any attacks, totaling 160 simulations. Data were collected from each simulation over a period of 1800 seconds.

In our data collection process, we gathered features introduced in [61] from each node. The features extracted encompass a range of characteristics, some related to mobility, while others related to AODV control messages and data packets, as detailed in [61]. For instance, there are features that provide insights into the frequency of forwarding, sending and reception of routing protocol control packets (RREQ, RREP, and RERR). Additionally, there are features that give information about changes in the routing table. These features are collected periodically from each node, with a feature collection period set to 5 seconds. The dataset information is summarized in Table III. Please note that while the frequency of data collection positively affects the performance of the system, it also increases resource consumption. Further exploration of trade-offs in the selection of this parameter can be conducted in future studies.

B. Federated IDS

The study introduces a Federated Learning-based Intrusion Detection System (FL-IDS) for detecting network attacks in FANETs and compares it to traditional methods. Three types of IDS are considered: Central IDS (C-IDS), Local IDS (L-IDS), and FL-IDS. The impact of both traditional and federated learning methods on IDS is assessed in terms of accuracy in this section. They are compared using different criteria including effectiveness, efficiency, communication, privacy and security in the subsequent section. All IDS models utilize Deep Neural Networks (DNN) and Convolutional Neural Networks (CNN). To facilitate model training and testing, the dataset is divided into 80% for training and 20% for testing, following the application of a standard scaler. The details of each IDS are given in the following:

- **C-IDS:** C-IDS collects data (local features) from all nodes and aggregates them to train a single, centralised model. The model is centrally located at GBS.
- **L-IDS:** In this approach, each node is individually trained with its own local data to create its own model. Each local

model is then deployed to all UAVs. Please note that the presented evaluation result is the average of all L-IDS results.

- **FL-IDS:** In the proposed method, each UAV is initially assigned a default local model to incorporate client-specific data in the IDS. Each client/node trains the default model with their local data, creating new weights. After this process, only the fresh model's weights are shared with the central server located at the GBS. The server aggregates weights from each client, updating the global model with the average of these weights using the FedAvg method [36]. The updated global model's weights are then sent back to each client for further training iterations, and these processes continue until the defined epoch.

These approaches have a number of parameters that need to be tuned for optimal performance. To find the best parameters for the models, the Grid Search method is employed. This method exhaustively searches a predefined set of hyperparameters and selects the combination that produces the best performance. The best parameters selected for optimum performance are shown in Table IV. The performance of models is evaluated on the test set using the following metrics: accuracy, detection rate (DR) and false positive rate (FPR). The final results are obtained by averaging the results of the method applied to different topologies for each IDS.

In summary, our study involves three different types of IDS, and we apply CNN and DNN algorithms to the dataset to create models for these IDSs. As mentioned earlier, the Federated IDS (FL-IDS) addresses the disadvantages of both C-IDS and L-IDS, such as increased communication costs and privacy violations. This approach allows the central server to aggregate model weights without directly accessing raw data from individual nodes. By sharing only the model weights, we effectively address privacy concerns while still enabling collaborative analysis and intrusion detection in a secure manner. This approach is particularly well-suited for distributed systems like FANETs. It is worth noting that most studies in this field [41] do not reflect real-world client-specific data distribution due to a lack of FL-specific datasets. However, in our study, we collected client-based data, providing a more accurate reflection of real-world client-specific data distribution.

V. EXPERIMENTAL RESULTS

In this section, we present and analyze the outcomes of our experiments, providing a comprehensive evaluation of the proposed FL-IDS. The performance of FL-IDS is compared with traditional intrusion detection methods, namely Central IDS (C-IDS) and Local IDS (L-IDS), across various attack scenarios, including sinkhole, blackhole, and flooding attacks, under different attacker ratios in the FANET. Additionally, we introduce and discuss the effectiveness of the Bias Towards Specific Clients (BTSC) method, which further refines FL-IDS performance. The experimental results offer valuable insights into the strengths and capabilities of FL-IDS in addressing the security challenges posed by dynamic and decentralized UAV networks.

TABLE IV: Deep Learning Parameters

Algorithms	Parameter	Value
DNN	Number of neurons	8 - 16
	Number of hidden layers	2
CNN	Number of nodes	8 - 16
	Number of hidden layers	2
	Convolutional layers	1 Conv1D
	Pooling layers	1 MaxPool1D
	Dropout	0.1
	Kernel size	3
	Filters	22
Used in both	Optimizer	SGD
	Learning rate	0.01
	Loss function	binary_crossentropy
	Batch size	32
	Activation function	ReLu
	Classification function	sigmoid
	Number of local epoch	1
	Number of global epoch	100

TABLE V: Accuracy of DNN and CNN in Detecting Sinkhole Attack

Attacker Ratio (%)	C-IDS		L-IDS		FL-IDS	
	DNN	CNN	DNN	CNN	DNN	CNN
5	69.03%	82.85%	62.39%	72.99%	64.00%	70.44%
10	80.21%	93.33%	67.54%	81.19%	82.00%	89.19%
15	81.53%	95.21%	70.54%	85.40%	89.41%	94.07%
20	92.78%	98.06%	73.06%	88.28%	89.33%	97.41%
25	99.31%	99.03%	75.33%	90.27%	91.63%	97.70%

A. Classifier: DNN vs CNN

In this subsection, the performance of DNN and CNN algorithms is compared for all simulated attack types. The results are shown in Tables V, VI, VII for sinkhole, blackhole, and flooding attacks, respectively. Across all IDSs, CNN outperforms DNN. The same trend is observed for the proposed FL-based approach. In FL-IDS, while CNN is better than DNN across all attacker ratios, the gap between the two algorithms widens as the attacker ratio increases. Since CNN consistently outperforms DNN, we will present only the CNN results in the subsequent sections.

B. Effectiveness: Central, Local vs Federated IDS

In this subsection, we compare three intrusion detection approaches: Central IDS (C-IDS), Local IDS (L-IDS), and Federated IDS (FL-IDS) for each attack type. We first discuss the results separately for each attack type and then provide a general discussion.

1) *Sinkhole Attack*: Three IDSs (C-IDS, L-IDS, and FL-IDS) are compared in Figure 2. At a low attacker ratio of 5%, all IDSs perform poorly. However, their performance significantly improves as the attacker ratio increases. While there is a substantial gap between C-IDS (82.85%) and the

TABLE VI: Accuracy of DNN and CNN in Detecting Blackhole Attack

Attacker Ratio (%)	C-IDS		L-IDS		FL-IDS	
	DNN	CNN	DNN	CNN	DNN	CNN
5	73.89%	83.68%	62.27%	73.85%	64.67%	65.04%
10	73.61%	93.26%	66.73%	81.50%	81.56%	90.00%
15	76.73%	96.21%	70.30%	85.87%	89.04%	95.10%
20	91.32%	98.33%	72.77%	88.54%	96.67%	99.04%
25	92.18%	98.89%	75.08%	90.35%	97.48%	99.26%

TABLE VII: Accuracy of DNN and CNN on Detecting Flooding Attack

Attacker Ratio (%)	C-IDS		L-IDS		FL-IDS	
	DNN	CNN	DNN	CNN	DNN	CNN
5	76.80%	80.46%	65.89%	75.27%	74.78%	76.12%
10	98.47%	99.93%	79.04%	87.41%	76.52%	97.78%
15	94.44%	99.65%	83.27%	99.35%	84.87%	98.30%
20	99.17%	99.51%	84.75%	99.05%	91.19%	99.26%
25	98.68%	99.58%	85.57%	99.07%	93.70%	99.33%

others (L-IDS: 72.99%, FL-IDS: 70.44%) at the attacker ratio of 5%, this gap narrows as the attacker ratio in the network increases. Especially at an attacker ratio of 15 or higher, the performance gap between C-IDS and FL-IDS narrows to less than 1.5%. On the other hand, L-IDS consistently performs much worse than the others, even achieves 90.27% accuracy at the highest attacker ratio, while FL-IDS and C-IDS obtain 97.70% and 99.03% accuracy respectively. While some local monitoring nodes such as closely located to the sinkhole in the network might be more affected from the attack, other nodes can be less affected, or even isolated nodes might not be affected at all, hence this situation is reflected in the local IDS' results.

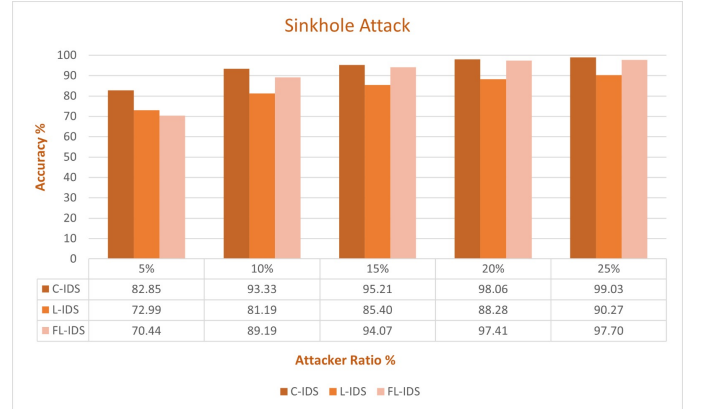


Fig. 2: Comparison of C-IDS, L-IDS and FL-IDS in Detecting Sinkhole Attack

These results highlight the central model's advantage in accessing data from all clients, enabling high accuracy in detecting sinkhole attacks. However, as mentioned earlier, FL-IDS's performance converges to a level close to that of C-IDS, with a difference of up to 1.5% at higher attacker ratios ($\geq 15\%$). Figure 3 displays the convergence graphs of each model for attacker ratios of 20% and 25%. The graphs reveal that FL-IDS converges to Central IDS at approximately the 60th epoch.

We also employed an approach called Bias towards specific clients (BTSC) in order to improve the performance of FL-IDS at low attacker ratios. The approach involves giving more weights to the better detecting clients, as some clients may be better at detecting attacks than others due to the dynamic nature of FANETs. In the federated aggregation, 5% of the clients are taken, allowing us to focus on the best detectors. The results obtained with BTSC are shown and compared with the FL-IDS trained with all clients in Table VIII. As shown in the results, when the federated model is trained with the best

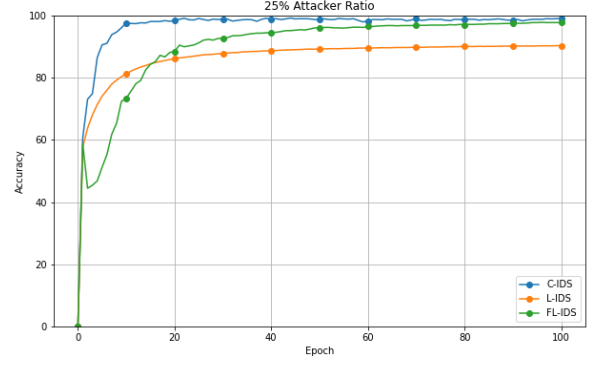
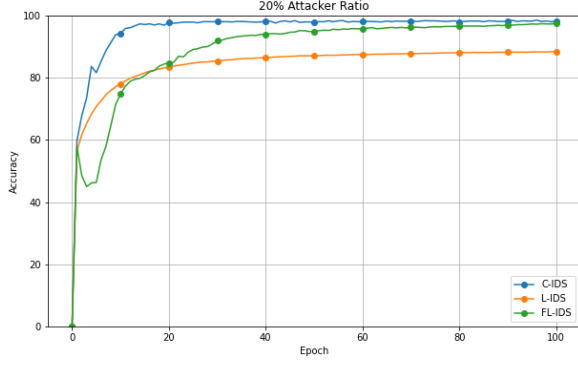


Fig. 3: Convergence of C-IDS, L-IDS and FL-IDS in Detecting Sinkhole Attack for 20% and 25% Attacker Ratios

clients, FL-IDS outperform C-IDS even at the lowest attacker ratio.

TABLE VIII: Performance Improvement with BTSC in Detecting Sinkhole Attack

Attacker Ratio (%)	FL-IDS (without BTSC)	FL-IDS (BTSC)
5	70.44%	82.96%
10	89.18%	95.26%
15	94.07%	97.63%
20	97.41%	99.48%
25	97.70%	99.62%

2) *Blackhole Attack*: All results for the three IDSs on detecting blackhole attacks are presented in Figure 4. At a low attacker ratio of 5%, all IDSs exhibit inadequate performance in detecting blackhole attacks. The federated learning-based approach, in particular, performs the poorest with a success rate of only 65.03% at this attacker ratio. FL-IDS, being based on decentralized data sources, can only share their weights with the global server. Since attacker nodes cannot influence all nodes uniformly across the network, the data distribution is uneven, leading to lower accuracy at lower attacker ratios. The best performance at the lowest attacker ratio is achieved by C-IDS, reaching 83.68%. C-IDS benefits from its access to all network-generated data, providing a comprehensive view of network traffic and patterns, which contributes to its high accuracy in detecting attacks.

The performance gap between FL-IDS and C-IDS is diminished as the attacker ratio increased in the network. Specifically, when the attacker ratio reached 25%, the difference in accuracy between C-IDS and FL-IDS reduced to less than 0.5%. Conversely, L-IDS consistently underperformed the other two. The key distinction is that Local IDSs exclusively process their own data and lack a framework for inter-client communication. This absence of communication capabilities accounts for their comparatively lower accuracy.

However, with an increase in the attacker ratio, accuracy tends to improve across all approaches. This is attributed to a higher number of attacker nodes in the network introducing more anomaly data and patterns for deep learning algorithms to analyze. Consequently, all three approaches exhibit increased performance as the attacker ratio rises. As a result,

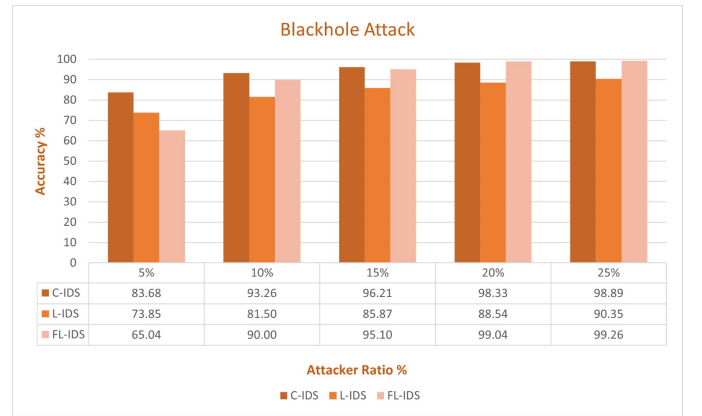


Fig. 4: Comparison of C-IDS, L-IDS and FL-IDS in Detecting Blackhole Attack

the best performance for L-IDS (90.35%) is achieved at the highest attacker ratio, as expected.

In Figure 5, the accuracy of the IDSs is depicted for each epoch, revealing that FL-IDS closely approached the accuracy of C-IDS at different epochs for various attacker ratios. Notably, FL-IDS reached a level of accuracy comparable to C-IDS at approximately the 30th epoch for the 20% and 25% attacker ratios. However, for the 5% attacker ratio, FL-IDS cannot match C-IDS's accuracy at any epoch, with C-IDS consistently outperforming FL-IDS in subsequent epochs. Additionally, it is worth noting that L-IDS consistently yielded lower results compared to both types of IDS.

The performance of FL-IDS is enhanced by employing the BTSC method as shown in Table IX. When FL-IDS is trained with the weight of the best clients, it achieves high accuracy results, surpassing C-IDS. On the other hand, while its performance reaches 80% accuracy at the lowest ratio, C-IDS still achieves the best performance.

3) *Flooding Attack*: Figure 6 shows the comparative result of three IDS approaches for detecting flooding attack. Differently from other attacks IDSs based on central or federated learning-based approaches obtain high accuracy even when the attacker ratio is as low as 10%. C-IDS (98.13%) and FL-IDS (97.78%) have high performance since many nodes are

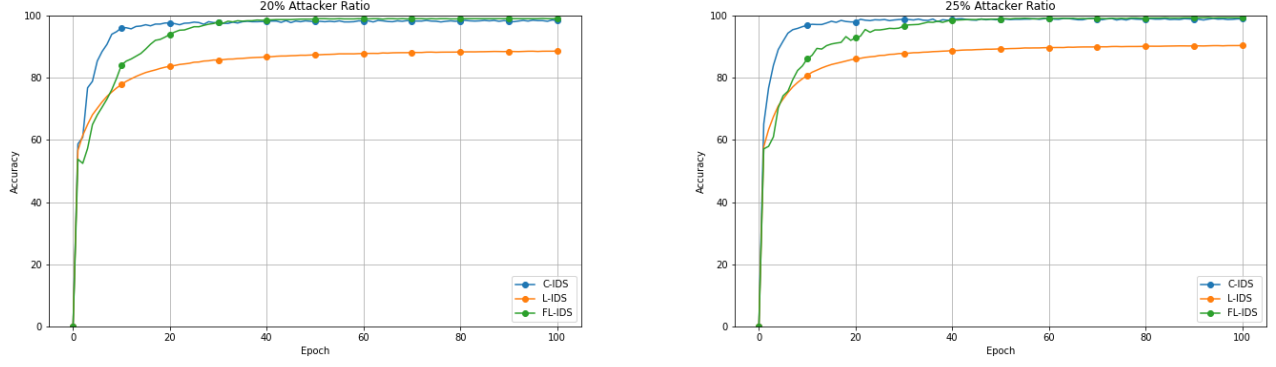


Fig. 5: Convergence of C-IDS, L-IDS and FL-IDS in Detecting Blackhole Attack for 20% and 25% Attacker Ratios

TABLE IX: Performance Improvement with BTSC in Detecting Blackhole Attack

Attacker Ratio (%)	FL-IDS (without BTSC)	FL-IDS (BTSC)
5	65.04%	79.80%
10	90.00%	95.70%
15	95.10%	98.53%
20	99.04%	99.56%
25	99.26%	99.85%

affected by the attack and participate in training. On the other hand, L-IDS (87.41%) show considerably lower performance than C-IDS and FL-IDS at the 10% of attacker ratio. This can be resulted from some nodes which might be less affected by the attack than others due to their positions. For instance, some nodes might receive fewer flooding packets due to being more isolated and having a few neighbour nodes only. However, when the attacker ratio is 15% or higher, L-IDS almost reaches the results of C-IDS and FL-IDS, as the number of nodes affected by the attack also increases.

IDS, considering the characteristics of flooding attacks that can affect most of the nodes in the network. Its performance is consistent, and its accuracy values are close to those of other IDSs. Figure 7 shows that L-IDS converges to C-IDS and FL-IDS at early epochs (approximately at the 6th epoch for 20% attacker ratio and at the 11th epoch for 25% attacker ratio). The obtained results demonstrate that all three IDSs show high results and reduce the performance gap among them at earlier epochs.

Finally, although the accuracy results are already high for flooding attacks, FL-IDS has been further improved with the BTSC method, as indicated in Table X.

TABLE X: Performance Improvement with BTSC in Detecting Flooding Attack

Attacker Ratio (%)	FL-IDS (without BTSC)	FL-IDS (BTSC)
5	76.12%	78.57%
10	97.78%	99.11%
15	98.30%	99.26%
20	99.26%	99.55%
25	99.33%	99.63%

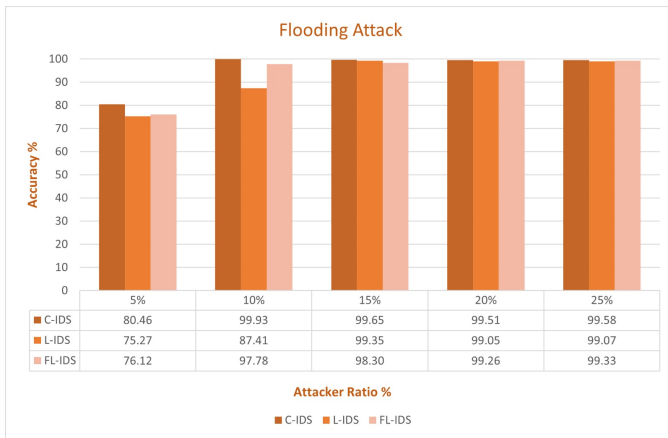


Fig. 6: Comparison of C-IDS, L-IDS and FL-IDS in Detecting Flooding Attack

The results reveal that C-IDS benefits from having access to all clients' data, enabling it to achieve high accuracy, even at lower attacker ratios. In comparison to other attack scenarios, L-IDS maintains competitive performance to C-IDS and FL-

4) *Detection Rate vs. False Positive Rate*: Table XI provides information about the Detection Rate (DR) and False Positive Rate (FPR) for each type of attack. The results reveal that all IDS models exhibit relatively high false positive rates at the lowest attacker ratio. However, as the attacker ratio increases, the FPR tends to decrease to reasonable levels. Notably, when the network contains a significant number of attackers (around 20% to 25%), each IDS models' performance approaches an ideal scenario. In flooding attacks, IDS converge toward the ideal scenario even when the attacker ratio is as low as 10% in the network, since this attack causes significant harm to the network. Unlike other attacks, flooding attacks affect nearly all nodes, making it easier to differentiate abnormal data from normal data. It is worth highlighting that, on average, blackhole attacks perform slightly better than sinkhole attacks. While these attacks share similarities in directing traffic through attacker nodes, blackhole attacks also drop the packets they attract. This action might lead to an interruption in network traffic, as legitimate packets fail to reach their intended destinations. This disruption in network

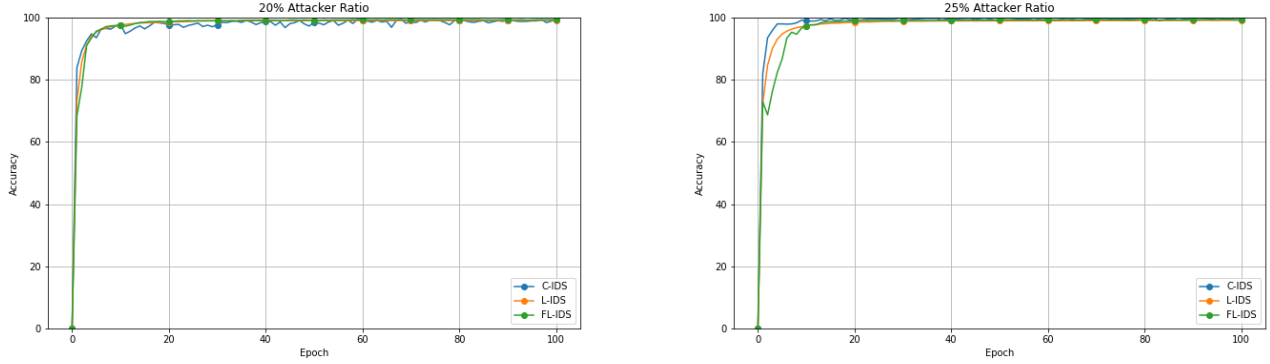


Fig. 7: Convergence of C-IDS, L-IDS and FL-IDS in Detecting Flooding Attack for 20% and 25% Attacker Ratios

TABLE XI: Evaluation Results of C-IDS, L-IDS and FL-IDS in terms of DR and FPR

Attack Type	Attack ratio (%)	C-IDS		L-IDS		FL-IDS	
		DR	FPR	DR	FPR	DR	FPR
Sinkhole	5	81.20%	18.80%	75.45%	24.55%	83.00%	17.00%
	10	93.97%	6.03%	92.23%	7.77%	95.67%	4.33%
	15	94.27%	5.73%	95.27%	4.73%	98.01%	1.99%
	20	98.28%	1.72%	97.65%	2.35%	99.31%	0.69%
	25	98.56%	1.44%	99.02%	0.98%	99.48%	0.52%
Blackhole	5	83.73%	16.27%	68.29%	31.71%	75.17%	24.83%
	10	93.07%	6.93%	87.45%	12.55%	93.10%	6.90%
	15	95.58%	4.42%	93.72%	6.28%	95.16%	4.84%
	20	97.87%	2.13%	96.18%	3.82%	99.48%	0.52%
	25	99.20%	0.80%	97.38%	2.62%	99.66%	0.34%
Flooding	5	70.89%	29.11%	61.44%	38.56%	63.44%	36.56%
	10	98.56%	1.44%	98.18%	1.82%	98.14%	1.86%
	15	99.29%	0.71%	98.58%	1.42%	98.79%	1.21%
	20	99.42%	0.58%	99.03%	0.97%	99.48%	0.52%
	25	99.86%	0.14%	99.61%	0.39%	99.61%	0.39%

communications is more readily detectable because it directly impacts connectivity and traffic flow.

VI. DISCUSSION AND LIMITATIONS

In this section, we evaluate the proposed FL-IDS in terms of its effectiveness, efficiency, communication cost, response time, privacy and security. We also discuss the comparison with C-IDS and L-IDS based on these criteria.

A. Accuracy

The results discussed above clearly show that when we centrally obtain local data and train a model using all these data, we can better differentiate attacks from benign network traffic. Therefore, Central IDS (C-IDS) demonstrates the best performance for each attack type. On the other hand, Federated IDS (FL-IDS) achieves competitive results with C-IDS. Particularly at higher attacker ratios, FL-IDS can approach the accuracy of C-IDS. Because, when the attacker ratio increases, more devices affected by such attacks can positively participate in training of FL-IDS. This is also supported by the improvement obtained with the use of BTSC, which selectively considers the best clients for training FL-IDS.

Local IDSs (L-IDS) have a lower success rate on average compared to other IDSs. The performance of L-IDS is calculated as the average of each local client. Therefore, L-IDS only show comparable results with C-IDS and FL-IDS

in detecting flooding attacks due to the nature of this attack type, which affects most of the nodes in the network. However, when the impact of an attack is limited, as is the case with sinkhole and blackhole attacks that affect specific victims and its surroundings, the average accuracy of local IDSs might not be high. This discrepancy arises because while some clients can effectively detect attacks due to their location (such as being situated in active routes or denser areas), others may have less success.

The performance of individual local IDS has been compared in Tables XII, XIII, and XIV for sinkhole, blackhole, and flooding attacks, respectively. These tables display the performance of the best and worst local IDS for both L-IDS and FL-IDS, as well as their average performance. One notable observation is that local ID systems, which receive feedback from the global model as part of federated learning, exhibit significantly superior performance compared to traditional L-IDS. FL-IDS effectively leverages the advantages of both centralized and local approaches, resulting in competitive accuracy levels across a variety of attacker ratios. However, it is worth noting that L-IDS outperforms FL-IDS at the lowest attacker ratios for blackhole and sinkhole attacks. In contrast, when dealing with flooding attacks and as the number of affected nodes in the network increases, FL-IDS shows better performance than L-IDS even at the lowest attacker ratio. Hence, it is recommended to employ BTSC for training IDS

in the context of federated learning. This approach results in improved performance, particularly when a significant portion of the network's clients remains unaffected by the attack.

TABLE XII: Best/Worst Performance of Local IDSs in Detecting in Sinkhole Attacks

Attacker Ratio (%)	L-IDS		FL-IDS		L-IDS	FL-IDS
	Worst	Best	Worst	Best	Average	Average
5	58.61%	98.33%	65.08%	80.63%	72.99%	70.68%
10	72.50%	98.96%	80.18%	95.23%	81.19%	88.12%
15	76.18%	99.51%	86.93%	97.74%	85.40%	93.53%
20	83.06%	99.93%	90.04%	98.92%	88.28%	96.43%
25	88.54%	99.93%	91.79%	99.41%	90.27%	97.36%

TABLE XIII: Best/Worst Performance of Local IDSs in Detecting in Blackhole Attacks

Attacker Ratio (%)	L-IDS		FL-IDS		L-IDS	FL-IDS
	Worst	Best	Worst	Best	Average	Average
5	58.40%	97.92%	61.38%	74.20%	73.85%	66.08%
10	71.53%	99.10%	80.69%	95.30%	81.50%	88.94%
15	85.82%	99.44%	86.78%	98.41%	85.87%	94.33%
20	87.57%	99.65%	92.23%	99.34%	88.54%	97.49%
25	88.33%	99.86%	94.32%	99.53%	90.35%	98.13%

TABLE XIV: Best/Worst Performance of Local IDSs in Detecting in Flooding Attacks

Attacker Ratio (%)	L-IDS		FL-IDS		L-IDS	FL-IDS
	Worst	Best	Worst	Best	Average	Average
5	70.49%	85.39%	72.21%	81.48%	75.27%	77.44%
10	89.58%	99.79%	96.41%	98.30%	87.41%	99.40%
15	94.03%	99.93%	98.73%	99.86%	99.35%	99.39%
20	94.24%	100%	98.56%	99.79%	99.05%	98.42%
25	99.72%	100%	98.37%	99.93%	99.07%	98.424%

To summarize, FL-IDS demonstrates high performance in detecting a range of network attacks, including blackhole, sinkhole, and flooding attacks. Notably, when it is trained with the BTSC, FL-IDS even approaches the performance level of traditional Centralized IDS (C-IDS). This is achieved without the need for centrally collecting all local data, showcasing the remarkable effectiveness of federated learning in network security. Through FL-IDS, local clients can learn and adapt independently while benefiting from global model updates. In addition to improving overall performance, this collaboration helps in addressing complex and evolving threats that individual clients might not have encountered. With periodic retraining and ongoing evolution of the global model, FL-IDS ensures that it stays current and effective in countering both existing and emerging threats, while seamlessly welcoming new nodes into the network.

B. Communication and Response

While C-IDS demonstrates superior detection performance, it achieves this by collecting local data from each node periodically in order to have a full picture of the network. However, this comes with a communication cost. For C-IDS, the communication cost (CC) for each period can be calculated using the formula:

$$CC = N * F * S$$

where N is the total number of clients, F is the number of features collected and sent from each client in each time

interval, S is the average size of each feature. In our experiments, with 50 clients/nodes in the network and each node collects 31 features, with each feature comprising 4 bytes. The equation calculates the communication cost in one period of data collection. In our simulation, considering that data is collected every 5 s over a duration of 1800 s, the total cost is computed by multiplying $1800/5 = 360$. In tasks where the duration extends or UAVs collect data at the start of each task, the cost will increase proportionally with the duration. Moreover, as the network faces new types of attacks, the number of collected features might need to be expanded. For example, to detect dropping attacks and distinguish malicious dropping from legitimate dropping due to the use of wireless links, lower-layer features might need to be included [62].

In contrast, FL-IDS only collects weights from each client to contribute the global model during (re-)training. Although it requires every weight value in the DNN architecture to be sent periodically by all nodes or the best client nodes (in the BTSC approach), such information is only needed during training. Moreover, since FANETs might experience high packet loss due to high mobility, FL's capacity to handle missing data and adapt provides the development of robust models [52].

Furthermore, in comparison to C-IDS, FL-IDS offers the advantage of quicker response times to attacks. This is attributed to the decentralized nature of FL, which eliminates the need for periodic data transmission to a central server. As a result, FL-based IDS can promptly detect and respond to threats without the latency associated with continuous data transmission and centralized processing.

C. Resource Consumption

In the proposed model, energy is an important issue to consider, especially during the training process. The UAVs train their models locally using onboard datasets, ensuring data privacy without transmitting raw data to a central server. This decentralized training approach, while advantageous for privacy, does incur energy costs on the UAVs. The energy consumption during training is influenced by factors such as the model's complexity, dataset size, federated learning implementation strategies, and the computational capabilities of the UAV. To mitigate this, data collection intervals can be reduced, and more energy-efficient machine learning techniques can be incorporated. While ensuring accurate model updates remains a priority, solutions should be mindful of the potential trade-offs between achieving accuracy and managing energy consumption.

The BTSC strategy can be feasible, as shown in the results. Selecting the best detection nodes and only their participation in the training process will save the energy of non-participant UAVs. Split learning technique with FL [63] can be another promising solution to address energy consumption limitations. This approach involves a practical solution in this scenario, where only a small part of the model is kept and trained on clients, while the larger portion of the model remains on the servers. Furthermore, few-shot learning with FL proposes a new avenue for energy saving with the use of few data for training [64].

While each node in L-IDS consumes energy similar to each node in FL-IDS, the lack of communication between nodes in L-IDS necessitates that each node maintains its own model. Conversely, with the use of the BTSC strategy in FL-IDS, the model can be distributed among only select nodes. However, C-IDS incurs higher energy consumption due to the periodic data transmission and processing of large amounts of data at the GBS. This transmission, especially in wireless nodes and UAV devices, significantly contributes to overall energy expenditure [65]. Hence communication also plays a substantial role in energy consumption. Furthermore, storage costs might pose an issue for C-IDS, given its periodic collection of large data from each node. Last but not the least, environmental factors such as wind and other physical elements may impact energy usage of UAVs. Wind direction and speed are factors that affect UAV energy consumption. Flying with the wind can reduce energy usage, while facing headwinds can increase power consumption due to the additional thrust required [66]. In addition to wind effects, extreme cold and hot temperatures also impact the operation of UAVs. For example, cold temperatures can adversely affect UAV batteries [67].

D. Privacy and Security

While Central IDS (C-IDS) generally exhibits high performance in detecting attacks, it necessitates the central collection of local data, which raises significant concerns about data privacy and security. This collected data could contain sensitive information, such as communication content, operation-specific or node-specific information, and location data. Additionally, a single C-IDS system can become an attractive target for potential attackers. If the system is compromised, attackers could gain access to all this sensitive data.

In contrast, Federated IDS (FL-IDS) offers a decentralized and privacy-focused approach. With FL-IDS, each node leverages its local data to train individual local models and contributes to the global model by sharing only its local model's weights. As a result, FL-IDS provides a robust and privacy-conscious solution that not only minimizes data privacy and security concerns but also leverages the collective intelligence of local nodes for effective intrusion detection.

Even though FL has a lot of potential benefits and provide privacy, it still could be susceptible to adversarial attacks, much like other types of ML methods. Adversaries may attempt to undermine the integrity of the FL process by providing erroneous or misleading data. This could involve intentionally supplying data that is inaccurate or deceptive, with the goal of misleading the trained model. Additionally, adversaries might engage in the malicious engineering of data, where they intentionally manipulate data in a deceptive manner to trick the trained model into making mistakes [68].

While adversarial attacks is a common issue for all types of IDS; C-IDS and F-IDS also introduce a single point of failure due to collecting and/or processing data at the GBS. On the other hand, while the global model can be moved to another node, C-IDS requires the existence of a powerful node due to processing and storing large amount of data. In

the case of L-IDS, where each node operates independently, the decentralized approach limits the potential impact of a compromise to individual nodes. However, the lack of inter-node communication may also restrict the system's ability to implement collective defense mechanisms or coordinated responses to sophisticated attacks, potentially limiting its overall resilience against certain types of threats.

VII. CONCLUSION

This study introduces a novel approach to intrusion detection in FANETs by proposing Federated IDS (FL-IDS). Given the distributed nature of network data in FANETs, a distributed and cooperative architecture is inherently more suitable. However, in such an architecture, data sharing raises privacy concerns, particularly in the context of UAVs engaged in mission-critical applications. FL-IDS offers a solution to address these concerns, and in this study, it is introduced and comprehensively compared with traditional approaches: C-IDS and L-IDS.

The comparative evaluation covers multiple metrics, including effectiveness, communication and response, resource consumption, privacy and security considerations. The assessment extends to various networks with varying mobility patterns to ensure a comprehensive analysis. Moreover, our study incorporates realistic network scenarios that account for factors such as 3D node movement, local data collection by each node, and realistic traffic patterns. To the best of our knowledge, this study represents one of the few recent studies in the field of FANET security [18][20] where data is based on an actual FANET dataset, but with more realistic settings specifically tailored to suit the dynamics and requirements of FANETs. In previous studies [41], the application of federated learning was often demonstrated using synthetic data that mimicked IoT data federations. We believe this study contributes significantly to the field as it represents the first comprehensive exploration of the use of federated learning for routing attacks and offers a detailed comparison with traditional intrusion detection approaches. The experimental results demonstrate the effectiveness and suitability of the proposed FL-IDS approach driven by its distributed training methodology, while also addressing critical privacy concerns.

REFERENCES

- [1] I. Bekmezci, O. K. Sahingoz, and Ş. Temel, "Flying ad-hoc networks (fanets): A survey," *Ad Hoc Networks*, vol. 11, no. 3, pp. 1254–1270, 2013.
- [2] A. D. Boursianis, M. S. Papadopoulou, P. Diamantoulakis, A. Liopa-Tsakalidi, P. Barouchas, G. Salahas, G. Karagiannidis, S. Wan, and S. K. Goudos, "Internet of things (iot) and agricultural unmanned aerial vehicles (uavs) in smart farming: A comprehensive review," *Internet of Things*, vol. 18, p. 100187, 2022.
- [3] G. A. Kakamoukas, P. G. Sarigiannidis, and A. A. Economides, "Fanets in agriculture-a routing protocol survey," *Internet of Things*, vol. 18, p. 100183, 2022.
- [4] J.-P. Yaacoub, H. Noura, O. Salman, and A. Chehab, "Security analysis of drones systems: Attacks, limitations, and recommendations," *Internet of Things*, vol. 11, p. 100218, 2020.
- [5] J. Sharma and P. S. Mehra, "Secure communication in iot-based uav networks: A systematic survey," *Internet of Things*, p. 100883, 2023.
- [6] K.-Y. Tsao, T. Girdler, and V. G. Vassilakis, "A survey of cyber security threats and solutions for uav communications and flying ad-hoc networks," *Ad Hoc Networks*, vol. 133, p. 102894, 2022.

- [7] A. Chriki, H. Touati, H. Snoussi, and F. Kamoun, "Fanet: Communication, mobility models and security issues," *Computer Networks*, vol. 163, p. 106877, 2019.
- [8] G. Amponis, T. Lagkas, P. Sarigiannidis, V. Vitsas, P. Fouliras, and S. Wan, "A survey on fanet routing from a cross-layer design perspective," *Journal of Systems Architecture*, vol. 120, p. 102281, 2021.
- [9] O. Ceviz, P. Sadioglu, and S. Sen, "Analysis of routing attacks in fanets," in *International Conference on Ad Hoc Networks*. Springer, 2021, pp. 3–17.
- [10] M. Nayfeh, Y. Li, K. Al Shamaileh, V. Devabhaktuni, and N. Kaabouch, "Machine learning modeling of gps features with applications to uav location spoofing detection and classification," *Computers & Security*, vol. 126, p. 103085, 2023.
- [11] S. Ouazzane, F. Barramou, and M. Addou, "Towards a Multi-Agent based Network Intrusion Detection System for a Fleet of Drones," *Int. J. Adv. Comput. Sci. Appl.*, vol. 11, no. 10, pp. 351–362, 2020.
- [12] C. Zhang, Y. Xie, H. Bai, B. Yu, W. Li, and Y. Gao, "A survey on federated learning," *Knowledge-Based Systems*, vol. 216, p. 106775, 2021.
- [13] Z. Baig, N. Syed, and N. Mohammad, "Securing the smart city airspace: Drone cyber attack detection through machine learning," *Future Internet*, vol. 14, no. 7, p. 205, 2022.
- [14] Labs, "V. drone forensics," 2020. [Online]. Available: <https://www.vtolabs.com/drone-forensics> (accessed on 15 April 2022)
- [15] L. M. da Silva, H. B. d. B. Menezes, M. d. S. Luccas, C. Mailer, A. S. R. Pinto, A. Boava, M. Rodrigues, I. G. Ferrão, J. C. Estrella, and K. R. L. J. C. Branco, "Development of an efficiency platform based on mqtt for uav controlling and dos attack detection," *Sensors*, vol. 22, no. 17, p. 6567, 2022.
- [16] C. Koliass, G. Kambourakis, A. Stavrou, and S. Gritzalis, "Intrusion detection in 802.11 networks: Empirical evaluation of threats and a public dataset," *IEEE Communications Surveys & Tutorials*, vol. 18, no. 1, pp. 184–208, 2015.
- [17] R. Shrestha, A. Omidkar, S. A. Roudi, R. Abbas, and S. Kim, "Machine-learning-enabled intrusion detection system for cellular connected uav networks," *Electronics*, vol. 10, no. 13, p. 1549, 2021.
- [18] D. Chulerttiyawong and A. Jamalipour, "Sybil attack detection in internet of flying things-iot: A machine learning approach," *IEEE Internet of Things Journal*, 2023.
- [19] A. Varga, "Omnet++," in *Modeling and tools for network simulation*. Springer, 2010, pp. 35–59.
- [20] W. Zhai, L. Liu, Y. Ding, S. Sun, and Y. Gu, "Etd: An efficient time delay attack detection framework for uav networks," *IEEE Transactions on Information Forensics and Security*, 2023.
- [21] A. Keränen, J. Ott, and T. Kärkkäinen, "The one simulator for dtn protocol evaluation," in *Proceedings of the 2nd international conference on simulation tools and techniques*, 2009, pp. 1–10.
- [22] Q. Abu Al-Haija and A. Al Badawi, "High-performance intrusion detection system for networked uavs via deep learning," *Neural Computing and Applications*, vol. 34, no. 13, pp. 10 885–10 900, 2022.
- [23] L. Zhao, A. Alipour-Fanid, M. Slawski, and K. Zeng, "Prediction-time efficient classification using feature computational dependencies," in *Proceedings of the 24th ACM SIGKDD International Conference on Knowledge Discovery & Data Mining*, 2018, pp. 2787–2796.
- [24] R. A. Ramadan, A. H. Emara, M. Al-Sarem, and M. Elhamahmy, "Internet of drones intrusion detection using deep learning," *Electron.*, vol. 10, no. 21, 2021.
- [25] KDD Cup 1999, "Kdd cup 1999," <http://kdd.ics.uci.edu/databases/kddcup99/kddcup99.html>, October 2007.
- [26] M. Tavallae, E. Bagheri, W. Lu, and A. A. Ghorbani, "A detailed analysis of the kdd cup 99 data set," in *2009 IEEE Symposium on Computational Intelligence for Security and Defense Applications*, 2009, pp. 1–6.
- [27] O. Bouhamed, O. Bouachir, M. Aloqaily, and I. Al Ridhawi, "Lightweight ids for uav networks: A periodic deep reinforcement learning-based approach," in *2021 IFIP/IEEE International Symposium on Integrated Network Management (IM)*. IEEE, 2021, pp. 1032–1037.
- [28] R. Panigrahi and S. Borah, "A detailed analysis of cicids2017 dataset for designing intrusion detection systems," *International Journal of Engineering & Technology*, vol. 7, no. 3.24, pp. 479–482, 2018.
- [29] M. P. Arthur, "Detecting signal spoofing and jamming attacks in uav networks using a lightweight ids," in *2019 international conference on computer, information and telecommunication systems (CITS)*. IEEE, 2019, pp. 1–5.
- [30] N. I. Mowla, N. H. Tran, I. Doh, and K. Chae, "Federated learning-based cognitive detection of jamming attack in flying ad-hoc network," *IEEE Access*, vol. 8, pp. 4338–4350, 2019.
- [31] —, "Afrl: Adaptive federated reinforcement learning for intelligent jamming defense in fanet," *Journal of Communications and Networks*, vol. 22, no. 3, pp. 244–258, 2020.
- [32] L. M. Da Silva, I. G. Ferrão, C. Dezan, D. Espes, and K. R. Branco, "Anomaly-based intrusion detection system for in-flight and network security in uav swarm," in *2023 International Conference on Unmanned Aircraft Systems (ICUAS)*. IEEE, 2023, pp. 812–819.
- [33] "The ns-3 network simulator," <http://www.nsnam.org/>.
- [34] O. Puñal, C. Pereira, A. Aguiar, and J. Gross, "Crawdad dataset uportorwthaachen/vanetjamming2014 (v. 2014-05-12)," 2014.
- [35] J. Whelan, T. Sangarapillai, O. Minawi, A. Almelhadi, and K. El-Khatib, "Novelty-based intrusion detection of sensor attacks on unmanned aerial vehicles," in *Proceedings of the 16th ACM symposium on QoS and security for wireless and mobile networks*, 2020, pp. 23–28.
- [36] B. McMahan, E. Moore, D. Ramage, S. Hampson, and B. A. y Arcas, "Communication-efficient learning of deep networks from decentralized data," in *Artificial intelligence and statistics*. PMLR, 2017, pp. 1273–1282.
- [37] S. Reddi, Z. Charles, M. Zaheer, Z. Garrett, K. Rush, J. Konečný, S. Kumar, and H. B. McMahan, "Adaptive federated optimization," *arXiv preprint arXiv:2003.00295*, 2020.
- [38] E. M. Campos, P. F. Saura, A. González-Vidal, J. L. Hernández-Ramos, J. B. Bernabé, G. Baldini, and A. Skarmeta, "Evaluating federated learning for intrusion detection in internet of things: Review and challenges," *Computer Networks*, vol. 203, p. 108661, 2022. [Online]. Available: <https://www.sciencedirect.com/science/article/pii/S1389128621005405>
- [39] N. Moustafa, "New generations of internet of things datasets for cybersecurity applications based machine learning: Ton_iiot datasets," in *Proceedings of the eResearch Australasia Conference, Brisbane, Australia*, 2019, pp. 21–25.
- [40] P. Yu, L. Wynter, and S. H. Lim, "Fed+: A family of fusion algorithms for federated learning," *arXiv preprint arXiv:2009.06303*, 2020.
- [41] M. A. Ferrag, O. Friha, L. Maglaras, H. Janicke, and L. Shu, "Federated deep learning for cyber security in the internet of things: Concepts, applications, and experimental analysis," *IEEE Access*, vol. 9, pp. 138 509–138 542, 2021.
- [42] S. A. Rahman, H. Tout, C. Talhi, and A. Mourad, "Internet of things intrusion detection: Centralized, on-device, or federated learning?" *IEEE Network*, vol. 34, no. 6, pp. 310–317, 2020.
- [43] B. Alzahrani, O. S. Oubbati, A. Barnawi, M. Atiquzzaman, and D. Alghazzawi, "Uav assistance paradigm: State-of-the-art in applications and challenges," *Journal of Network and Computer Applications*, vol. 166, p. 102706, 2020. [Online]. Available: <https://www.sciencedirect.com/science/article/pii/S1084804520301806>
- [44] F. Jiang, K. Wang, L. Dong, C. Pan, W. Xu, and K. Yang, "Ai driven heterogeneous mec system with uav assistance for dynamic environment: Challenges and solutions," *IEEE Network*, vol. 35, no. 1, pp. 400–408, 2021.
- [45] I. Sharafaldin, A. H. Lashkari, and A. A. Ghorbani, "Toward generating a new intrusion detection dataset and intrusion traffic characterization," *ICISSp*, vol. 1, pp. 108–116, 2018.
- [46] N. Moustafa and J. Slay, "Unsw-nb15: a comprehensive data set for network intrusion detection systems (unsw-nb15 network data set)," in *2015 military communications and information systems conference (MilCIS)*. IEEE, 2015, pp. 1–6.
- [47] I. Almomani, B. Al-Kasasbeh, M. Al-Akhras *et al.*, "Wsn-ds: A dataset for intrusion detection systems in wireless sensor networks," *Journal of Sensors*, vol. 2016, 2016.
- [48] N. Koroniotis, N. Moustafa, E. Sitnikova, and B. Turnbull, "Towards the development of realistic botnet dataset in the internet of things for network forensic analytics: Bot-iiot dataset," *Future Generation Computer Systems*, vol. 100, pp. 779–796, 2019.
- [49] I. Vaccari, G. Chiola, M. Aiello, M. Mongelli, and E. Cambiaso, "Mqttset, a new dataset for machine learning techniques on mqtt," *Sensors*, vol. 20, no. 22, p. 6578, 2020.
- [50] S. Agrawal, S. Sarkar, O. Aouedi, G. Yenduri, K. Piamrat, M. Alazab, S. Bhattacharya, P. K. R. Maddikunta, and T. R. Gadekallu, "Federated learning for intrusion detection system: Concepts, challenges and future directions," *Computer Communications*, 2022.
- [51] H. Ullah, M. Abu-Tair, S. McClean, P. Nixon, G. Parr, and C. Luo, "An unmanned aerial vehicle based wireless network for bridging communication," in *Proc. - 14th Int. Symp. Pervasive Syst. Algorithms Networks, I-SPAN 2017, 11th Int. Conf. Front. Comput. Sci. Technol. FCST 2017 3rd Int. Symp. Creat. Comput. ISCC 2017*, 2017.

- [52] L. Che, J. Wang, Y. Zhou, and F. Ma, "Multimodal federated learning: A survey," *Sensors*, vol. 23, no. 15, p. 6986, 2023.
- [53] O. S. Oubbati, M. Atiquzzaman, P. Lorenz, M. H. Tareque, and M. S. Hossain, "Routing in flying ad hoc networks: Survey, constraints, and future challenge perspectives," *IEEE Access*, vol. 7, pp. 81 057–81 105, 2019.
- [54] A. Daniel, "A Survey on Detection of Sinkhole Attack in Wireless Sensor Networks," vol. 91, no. 7, pp. 48–52, 2014.
- [55] Y. Zhi, Z. Fu, X. Sun, and J. Yu, "Security and privacy issues of uav: a survey," *Mobile Networks and Applications*, vol. 25, pp. 95–101, 2020.
- [56] Y. Bai, H. Zhao, X. Zhang, Z. Chang, R. Jäntti, and K. Yang, "Towards autonomous multi-uav wireless network: A survey of reinforcement learning-based approaches," *IEEE Communications Surveys & Tutorials*, 2023.
- [57] Z. Cui, K. Guan, C. Briso-Rodríguez, B. Ai, Z. Zhong, and C. Oestges, "Channel modeling for uav communications: State of the art, case studies, and future directions," 2021.
- [58] J. P. Rohrer, E. K. Çetinkaya, H. Narra, D. Broyles, K. Peters, and J. P. Sterbenz, "Aerop performance in highly-dynamic airborne networks using 3d gauss-markov mobility model," in *2011 - MILCOM 2011 Military Communications Conference*, 2011, pp. 834–841.
- [59] E. Bledsoe. (2023) How fast can a military drone fly? [Online]. Available: <https://www.thesoldiersproject.org/how-fast-can-a-military-drone-fly/>
- [60] O. Ceviz, P. Sadioglu, and S. Sen, "A survey of security in uavs and fanets: Issues, threats, analysis of attacks, and solutions," *arXiv preprint arXiv:2306.14281*, 2023.
- [61] S. Sen and J. A. Clark, "Evolutionary computation techniques for intrusion detection in mobile ad hoc networks," *Computer Networks*, vol. 55, no. 15, pp. 3441–3457, 2011.
- [62] E. Canbalaban and S. Sen, "A cross-layer intrusion detection system for rpl-based internet of things," in *Ad-Hoc, Mobile, and Wireless Networks: 19th International Conference on Ad-Hoc Networks and Wireless, ADHOC-NOW 2020, Bari, Italy, October 19–21, 2020, Proceedings 19*. Springer, 2020, pp. 214–227.
- [63] J. Wang, H. Qi, A. S. Rawat, S. Reddi, S. Waghmare, F. X. Yu, and G. Joshi, "Fedlite: A scalable approach for federated learning on resource-constrained clients," *arXiv preprint arXiv:2201.11865*, 2022.
- [64] Y. Song, T. Wang, P. Cai, S. K. Mondal, and J. P. Sahoo, "A comprehensive survey of few-shot learning: Evolution, applications, challenges, and opportunities," *ACM Computing Surveys*, 2023.
- [65] B. Brik, A. Ksentini, and M. Bouaziz, "Federated learning for uavs-enabled wireless networks: Use cases, challenges, and open problems," *IEEE Access*, vol. 8, pp. 53 841–53 849, 2020.
- [66] P. Beigi, M. S. Rajabi, and S. Aghakhani, "An overview of drone energy consumption factors and models," *Handbook of Smart Energy Systems*, pp. 1–20, 2022.
- [67] M. S. A. Muthanna, A. Muthanna, T. N. Nguyen, A. Alshahrani, and A. A. Abd El-Latif, "Towards optimal positioning and energy-efficient uav path scheduling in iot applications," *Computer Communications*, vol. 191, pp. 145–160, 2022.
- [68] P. Liu, X. Xu, and W. Wang, "Threats, attacks and defenses to federated learning: issues, taxonomy and perspectives," *Cybersecurity*, vol. 5, no. 1, pp. 1–19, 2022.