

Fixed-point methods for long-term power control and beamforming design in large-scale MIMO

Lorenzo Miretti *Member, IEEE*, Renato L. G. Cavalcante *Member, IEEE*,
Sławomir Stańczak *Senior Member, IEEE*

Abstract—This study presents novel applications of fixed-point methods to solve previously open joint power control and beamforming design problems in modern large-scale MIMO systems, e.g., based on the cell-free massive MIMO and XL-MIMO concepts. In particular, motivated by the need for scalable system architectures, we revisit the classical sum power minimization and max-min fair design criteria by considering long-term power control and beamforming design based on channel statistics and possibly limited channel state information (CSI) sharing across distributed processing units. This approach is believed to mitigate the severe scalability issues of competing short-term optimal algorithms in the literature, which must be executed for every channel realization by a central controller endowed with global CSI, hence imposing very demanding requirements in terms of computation and interconnection capabilities. The obtained optimal algorithms are then illustrated and compared against existing short-term and long-term approaches via numerical simulations in a cell-free massive MIMO setup.

I. INTRODUCTION

A classical problem in wireless communication systems employing multi-user multiple-input-multiple-output (MU-MIMO) technologies for spectrally efficient multiple access is the joint optimization of transmit power and beamformers according to a given design criterion. Two popular criteria are the sum power minimization subject to signal-to-interference-to-noise (SINR) constraints, and the maximization of the minimum weighted SINR subject to power constraints (sometimes also referred to as the SINR balancing problem) [1]–[5]. By focusing on the uplink of a system with K single-antenna users and a base station equipped with M antennas, these two optimization problems can be informally stated as

$$\underset{\mathbf{p}, \mathbf{v}_1, \dots, \mathbf{v}_K}{\text{minimize}} \sum_{k \in \mathcal{K}} p_k \text{ s.t. } (\forall k \in \mathcal{K}) \text{ SINR}_k(\mathbf{H}, \mathbf{v}_k, \mathbf{p}) \geq \gamma_k, \quad (1)$$

and

$$\underset{\mathbf{p}, \mathbf{v}_1, \dots, \mathbf{v}_K}{\text{maximize}} \min_{k \in \mathcal{K}} \frac{\text{SINR}_k(\mathbf{H}, \mathbf{v}_k, \mathbf{p})}{\gamma_k} \text{ s.t. } (\forall k \in \mathcal{K}) p_k \leq P, \quad (2)$$

where $\mathcal{K} = \{1, \dots, K\}$ is the set of user indexes, $(\gamma_1, \dots, \gamma_K) \in \mathbb{R}_+^K$ and $P \in \mathbb{R}_+$ are problem parameters, and SINR_k denotes the instantaneous SINR of user k

L. Miretti, R. L. G. Cavalcante, and S. Stańczak are with the Fraunhofer Institute for Telecommunications Heinrich-Hertz-Institut HHI, Berlin 10587, Germany (email: {miretti, cavalcante, stanczak}@hhi.fraunhofer.de). L. Miretti and S. Stańczak are also with Technische Universität Berlin, Berlin 10587, Germany. The authors acknowledge the financial support by the German Federal Ministry of Education and Research (BMBF) in the programme of “Souverän. Digital. Vernetzt.” Project 6G-ANNA (16KISK087) and Joint Project 6G-RIC (16KISK020K and 16KISK030).

for given MU-MIMO channel matrix $\mathbf{H} \in \mathbb{C}^{K \times M}$, power control coefficients $\mathbf{p} = (p_1, \dots, p_K) \in \mathbb{R}_+^K$, and receive beamformers $\mathbf{v}_1, \dots, \mathbf{v}_K \in \mathbb{C}^M$. Current literature provides many efficient and provably convergent algorithms for solving not only (1) and (2), but also many variants covering, for example, downlink transmission. Notably, these problems can be solved via fixed-point methods based on an axiomatic uplink power control framework introduced in [6] for sum power minimization problems, and extended in [7] to weighted max-min problems. Furthermore, although developed for the uplink, this framework can also be applied to related downlink problems by means of uplink-downlink duality arguments [2], [4], [5]. Embracing this abstract framework, as opposed to solving problems on a case-by-case basis, offers many advantages. In particular, we not only gain valuable insights into the network behavior at a high-level [8]–[10], but we also gain access to powerful numerical techniques for addressing more involved variants of (1) and (2) without the need for ad-hoc proofs [5], [11]–[13]. In this study, we present a novel application of the abstract framework in [6], [7] to non-trivial variants of (1) and (2) tailored to large-scale MIMO systems.

A. Long-term power control and beamforming design

In recent years, problems of the type in (1) and (2) have attracted significantly renewed interest in the context of massive MIMO [14], [15], and, in particular, of its most ambitious embodiments such as those based on the concepts of cell-free massive MIMO [16], [17] or extremely large-scale MIMO (XL-MIMO) [18]. Most of the research on power control and beamforming design for these future technologies [14]–[17], [19]–[23] is essentially devoted to addressing the following scalability issues of the aforementioned classical approaches:

- first, (1) and (2) need to be solved for every realization of \mathbf{H} , which imposes demanding requirements in terms of computational complexity; and
- second, the solutions to (1) and (2) are functions of all entries of \mathbf{H} in general, which results in high signaling overhead for exchanging the required channel state information (CSI) among antennas and (potentially distributed) processing units.

The main working assumption of this study is that the above challenges make classical techniques impractical for large-scale MIMO systems, which calls for alternative approaches. Leaving heuristics aside, we can circumvent the above limita-

tions by considering optimization problems involving ergodic rate expressions of the type

$$\mathbb{E}[\log_2(1 + \text{SINR}_k(\mathbb{H}, \mathbf{v}_k, \mathbf{p}))], \quad (3)$$

where \mathbb{H} is a random matrix, and where \mathbf{v}_k is a *function* of the available CSI. This approach, which we refer to as the long-term approach, has the potential advantage that the power vector and beamforming design (i.e., the *functions* mapping CSI to instantaneous beamforming coefficients) can be optimized only once for many channel realizations based on relatively slowly time-varying channel statistics. In addition, it enables the explicit modeling of constraints, such as limited CSI sharing, using the notion of information constraints proposed in [24]. Introducing these information constraints is particularly useful for distributed beamforming design in cell-free networks in scenarios where beamformers are computed locally at each access point (AP) based on local or partially shared channel measurements [16], [17]. In particular, note that common AP clustering techniques [17], [25] alone are not sufficient to model these scenarios. The main drawback of the long-term approach is that it leads to challenging functional optimization problems in (infinite dimensional) Hilbert spaces, and the difficulty is further exacerbated by the presence of an expectation outside the logarithm in the rate expressions. Therefore, as of today, no optimal method for joint long-term power control and beamforming design for large-scale MIMO systems is available in the literature.

B. Proposed solution

The main contribution of this study is to show that, by replacing (3) with the so-called *use-and-then-forget* (UatF) bound on the achievable uplink ergodic rates [14], [15], we are able to formulate tractable variants of (1) and (2) to consider, for the first time, long-term power control and (potentially distributed) beamforming design. Specifically, we show that the proposed problem formulations enable us to derive globally optimal fixed-point methods based on the same axiomatic power control framework in [6], [7] used for solving (1) and (2). The key step of our derivation relies on a previously unexplored relation between the maximization of the UatF bound and a minimum mean-square error (MMSE) problem under arbitrary information constraints [24]. We remark that a similar relation is well-known for ergodic rate expressions of the type in (3) [15], but it does not lead to tractable joint long-term power control and beamforming design problems, and it is only valid for centralized beamforming [17].

To relate the main contribution of the present study with existing approaches, we recall that iterative algorithms for long-term power control under fixed beamforming design based on the UatF bound (or its related downlink version) have been extensively studied in both the cellular and cell-free massive MIMO literature (see, e.g., [14]–[17], [19], [21]–[23]). Furthermore, the optimal centralized beamforming design under fixed power control based on (3), which corresponds to the classical MMSE beamforming design, is well known, but the fact that this design also maximizes the UatF bound has been largely overlooked in the literature, to the best of

our knowledge. Moreover, the problem of optimal distributed beamforming design based on the UatF bound with fixed power control has been solved only recently in [24]. However, none of these previous studies have jointly optimized beamformers and the transmit power. The closest approaches to the problem at hand date back to the aforementioned short-term methods addressing (1) and (2), which suffer from scalability issues, and they do not cover distributed beamforming design. Related results based on the long-term approach and the UatF bound have been reported in [20]. That study derives an optimal algorithm for long-term power control and large-scale fading decoding (LSFD) design in cell-free networks, but the beamformers are restricted to the maximum-ratio combining beamformers, so that study considers a simpler version of the problem described later. In fact, we point out that the problem in [20] is a particular instance of the framework in [7].

C. Summary of contributions and organization of the paper

As a preliminary step towards the derivation of the main contribution of this study, we provide in Section II an up-to-date introduction to the axiomatic framework for power control in [6], [7]. We offer a concise review, uncovering overlooked connections within the existing literature. Then, equipped with the necessary background, in Section III we formally define the considered long-term power control and beamforming design problems for large-scale MIMO systems, and we establish their connection to the above axiomatic power control framework. To illustrate the potential of the proposed approach, in Section IV we conduct an extensive numerical study on canonical user-centric cell-free massive MIMO networks. We investigate many approaches for power control and beamforming design, and, as interesting byproducts of our main contribution, we obtain the following additional results:¹

- We present the first optimal comparison of small-cells networks and cell-free massive MIMO networks regarding their ability to deliver uniform quality of service to all users. Specifically, our study takes into account optimal joint power control and potentially distributed beamforming design. Notably, we provide a straightforward explanation for performance differences using direct and intuitive arguments. Our approach departs from previous studies such as those in [16], [17], [21], which, relying on suboptimal schemes, frequently yield results that are hard to interpret and may even lead to different conclusions.
- We contribute with novel insights to the ongoing debate on the appropriate ergodic rate bound for studying large-scale MIMO networks [15], [17], [27], [28]. The UatF bound underestimates the true system performance [27], but we give numerical evidence showing that it can serve as an excellent proxy for system optimization when dealing with intractable ergodic rate expressions such

¹A preliminary version of this study focusing on max-min fairness and distributed beamforming was presented in [26]. This study extends [26] by including the minimum sum power criterion and other beamforming models. Furthermore, it significantly improves the comparison against competing approaches, and it presents a more complete derivation and analysis of the algorithms based on an up-to-date review of fixed-point methods. In addition, it provides novel theoretical and experimental insights on cell-free networks.

as those in (3). For the centralized beamforming case, this evidence is further strengthened by noticing that the known optimal beamforming design derived under an expression similar to (3) [15], [17] coincides with the optimal design derived under the UatF bound.

- We show that long-term power control and beamforming design may provide non-negligible performance gains compared to power control with fixed beamformers in both centralized and distributed cell-free massive MIMO networks. Furthermore, we show that competing short-term centralized methods may not only be impractical, but they also suffer from a non-negligible performance loss. Moreover, we confirm that beamforming design is the main bottleneck in distributed cell-free networks [17].

Notation and mathematical preliminaries: The sets of non-negative and positive reals are denoted by, respectively, \mathbb{R}_+ and \mathbb{R}_{++} . Given $K \in \mathbb{N}$, we denote by x_k the k th coordinate of a vector $\mathbf{x} \in \mathbb{R}^K$. The k th column of the K -dimensional identity matrix \mathbf{I}_K is denoted by \mathbf{e}_k . Inequalities involving vectors should be understood coordinate-wise; i.e., $(\forall \mathbf{x} \in \mathbb{R}_+^K)(\forall \mathbf{y} \in \mathbb{R}_+^K)(\forall k \in \{1, \dots, K\}) x_k \leq y_k \Leftrightarrow \mathbf{x} \leq \mathbf{y}$. A norm $\|\cdot\|$ in \mathbb{R}^K is said to be *monotone* if $(\forall \mathbf{x} \in \mathbb{R}_+^K)(\forall \mathbf{y} \in \mathbb{R}_+^K) \mathbf{x} \leq \mathbf{y} \Rightarrow \|\mathbf{x}\| \leq \|\mathbf{y}\|$. We say that a sequence $(\mathbf{x}_n)_{n \in \mathbb{N}} \subset \mathbb{R}^K$ converges to \mathbf{x}^* if $\lim_{n \rightarrow \infty} \|\mathbf{x}_n - \mathbf{x}^*\| = 0$ for some (and hence for every) norm $\|\cdot\|$ in \mathbb{R}^K . A set $C \subset \mathbb{R}_+^K$ is said to be downward comprehensive (on \mathbb{R}_+^K) if $(\forall \mathbf{x} \in \mathbb{R}_+^K)(\forall \mathbf{y} \in C) \mathbf{x} \leq \mathbf{y} \Rightarrow \mathbf{x} \in C$. By $\text{conv}(C)$ we denote the convex hull of a set $C \in \mathbb{R}^K$. Given a mapping $T : X \rightarrow Y$, where the sets X and Y satisfy $Y \subset X$, we denote by $\text{Fix}(T) := \{x \in X \mid T(x) = x\}$ the set of fixed points of T . Let $(\Omega, \Sigma, \mathbb{P})$ be a probability space. We denote by \mathcal{H}^K the set of complex valued random vectors, i.e., K -tuples of Σ -measurable functions $\Omega \rightarrow \mathbb{C}$ satisfying $(\forall \mathbf{x} \in \mathcal{H}^K) \mathbb{E}[\|\mathbf{x}\|_2^2] < \infty$. Together with the standard operations of addition and real scalar multiplication, we recall that \mathcal{H}^K is a real vector space.

II. AXIOMATIC FRAMEWORK FOR POWER CONTROL

In this section we review a clear and concise abstract framework that defines the expected characteristics of the power control problems at hand. In more detail, we investigate networks consisting of K users denoted by the set $\mathcal{K} := \{1, \dots, K\}$. To each user $k \in \mathcal{K}$ we associate an utility function $u_k : \mathbb{R}_+^K \rightarrow \mathbb{R}_+$, and we assume that all functions $(u_k)_{k \in \mathcal{K}}$ take a common argument $\mathbf{p} = (p_1, \dots, p_K) \in \mathbb{R}_+^K$. For example, given a vector $\mathbf{p} \in \mathbb{R}_+^K$, the overall utility of all users is given by the utility vector $(u_1(\mathbf{p}), \dots, u_K(\mathbf{p})) \in \mathbb{R}_+^K$. To be concrete, in the next sections, we use the coordinate $p_k \in \mathbb{R}_+$ of $\mathbf{p} \in \mathbb{R}_+^K$ to denote the transmit power of user $k \in \mathcal{K}$. Furthermore, we use the coordinate $u_k(\mathbf{p}) \in \mathbb{R}_+$ of the utility vector $(u_1(\mathbf{p}), \dots, u_K(\mathbf{p})) \in \mathbb{R}_+^K$ to denote the SINR or the achievable rate of user $k \in \mathcal{K}$ for a given $\mathbf{p} \in \mathbb{R}_+^K$.

We impose power limits on the network by constraining power vectors to sets $C \subset \mathbb{R}_+^K$ of the type $C := \{\mathbf{p} \in \mathbb{R}_+^K \mid \|\mathbf{p}\| \leq P\}$, where P is a given constant (typically a maximum transmit power), and, as in [7], $\|\cdot\|$ is a monotone norm on \mathbb{R}^K . This structure for power constraints is common

in the literature. For example, the monotone norm is typically chosen to be either the l_1 norm (sum power constraints) or a weighted l_∞ norm (per-user power constraints). Nevertheless, the structure assumed to the set C can cover a much larger class of power constraints. More precisely, let $S \subset \mathbb{R}_+^K$ be any set with nonempty interior that is also convex, compact, and downward-comprehensive. Then the Minkowski functional $(\forall \mathbf{p} \in \mathbb{R}^K) \|\mathbf{p}\| := \inf\{\gamma > 0 \mid (1/\gamma)\mathbf{p} \in \text{conv}(-S \cup S)\}$ of $\text{conv}(-S \cup S)$ is a monotone norm satisfying $S = \{\mathbf{p} \in \mathbb{R}_+^K \mid \|\mathbf{p}\| \leq P\}$ [29, Proposition 2].

To keep the utility optimization problems tractable while maintaining the framework reasonably general, we need to restrict the class of utility functions. To this end, we leverage the concept of standard interference functions, defined as follows:

Definition 1. [6] A function $f : \mathbb{R}_+^K \rightarrow \mathbb{R}_{++}$ is said to be a standard interference function if the following properties hold:

- (i) $(\forall \mathbf{p} \in \mathbb{R}_+^K)(\forall \mathbf{q} \in \mathbb{R}_+^K) \mathbf{p} \geq \mathbf{q} \Rightarrow f(\mathbf{p}) \geq f(\mathbf{q})$; and
- (ii) $(\forall \mathbf{p} \in \mathbb{R}_+^K) (\forall \alpha > 1) \alpha f(\mathbf{p}) > f(\alpha \mathbf{p})$.

Likewise, a mapping $T : \mathbb{R}_+^K \rightarrow \mathbb{R}_{++}^K : \mathbf{p} \mapsto (f_1(\mathbf{p}), \dots, f_N(\mathbf{p}))$ is said to be a standard interference (SI) mapping if each coordinate function $f_k : \mathbb{R}_+^K \rightarrow \mathbb{R}_{++}$ ($k = 1, \dots, K$) is a standard interference function.

Remark 1. Standard interference functions $f : \mathbb{R}_+^K \rightarrow \mathbb{R}_{++}$ are continuous on \mathbb{R}_{++}^K , but they are not necessarily continuous on the boundary $\mathbb{R}_+^K \setminus \mathbb{R}_{++}^K$. Nevertheless, for all practical purposes, hereafter we can tacitly assume continuity. The reason is that the restriction $f|_{\mathbb{R}_{++}^K} : \mathbb{R}_{++}^K \rightarrow \mathbb{R}_{++} : \mathbf{p} \mapsto f(\mathbf{p})$ of f to \mathbb{R}_{++}^K can be continuously extended to \mathbb{R}_+^K [30, Theorem 5.1.5].

Identifying standard interference functions directly from the definition is not necessarily easy. However, there are simple techniques that can assist us in this task. In the next two propositions we list some of them.

Proposition 1. Let $f : \mathbb{R}_+^K \rightarrow \mathbb{R}_{++}$ be a (positive) concave function (not necessarily everywhere continuous). Then f is a standard interference function (see [9, Proposition 1] for a simple proof of this standard result).

(The result in the next proposition is well known [6], and the proof follows immediately from Definition 1.)

Proposition 2. Denote by \mathcal{I} the set of standard interference functions mapping \mathbb{R}_+^K to \mathbb{R}_{++} . The following operations preserve the properties in Definition 1:

- (i) (Multiplication by positive scalars)

$$(\forall f \in \mathcal{I})(\forall \alpha > 0) \alpha f \in \mathcal{I}$$

- (ii) (Composition)

$$(\forall f \in \mathcal{I})(\forall g \in \mathcal{I}) f \circ g : \mathbb{R}_+^K \rightarrow \mathbb{R}_{++} : \mathbf{p} \mapsto f(g(\mathbf{p})) \in \mathcal{I}$$

- (iii) (Maximum)

$$(\forall f \in \mathcal{I})(\forall g \in \mathcal{I}) \mathbf{p} \mapsto \max\{f(\mathbf{p}), g(\mathbf{p})\} \in \mathcal{I}$$

- (iv) (Minimum)

$$(\forall f \in \mathcal{I})(\forall g \in \mathcal{I}) \mathbf{p} \mapsto \min\{f(\mathbf{p}), g(\mathbf{p})\} \in \mathcal{I}$$

For later reference, we say that a mapping $T : \mathbb{R}_+^K \rightarrow \mathbb{R}_{++}^K$ is a positive concave mapping if it can be written as $(\forall \mathbf{p} \in \mathbb{R}_+^K) T(\mathbf{p}) = (f_1(\mathbf{p}), \dots, f_K(\mathbf{p}))$, where, for every $k \in \{1, \dots, K\}$, $f_k : \mathbb{R}_+^K \rightarrow \mathbb{R}_{++}$ is a (positive) concave function.

Remark 2. Properties (ii)-(iv) in Proposition 2 can be naturally extended to consider a finite family of standard interference functions, but extending those results to an infinite family is not possible in general. For example, for each $u \in \mathbb{R}_{++}$, the constant function $f_u : \mathbb{R}_+ \rightarrow \mathbb{R}_{++} : x \mapsto u$ is a standard interference function, but $x \mapsto \inf_{u \in \mathbb{R}_{++}} f_u(x) = 0$ is not a standard interference function.

We now have in place all the required definitions to describe the utility functions covered by the framework.

Assumption 1. The utility function u_k of each user $k \in \mathcal{K}$ takes the form

$$u_k : \mathbb{R}_+^K \rightarrow \mathbb{R}_+ : \mathbf{p} \mapsto \frac{p_k}{f_k(\mathbf{p})}, \quad (4)$$

where $f_k : \mathbb{R}_+^K \rightarrow \mathbb{R}_{++}$ is a continuous standard interference function.

The utility functions described above are designed to take only power vectors as arguments. This fact raises the question of whether the framework is limited to power optimization problems. However, we can include additional network parameters, such as receive beamformers, by implicitly incorporating them in the definition of the utility functions. This approach allows for more flexibility in the framework, and it is illustrated below.

Example 1. (Short-term power control and beamforming) Consider the uplink of a system with K single-antenna users and a base station equipped with M antennas. For each user $k \in \mathcal{K}$, we denote by $\mathbf{v}_k \in \mathbb{C}^M$ and $\mathbf{h}_k \in \mathbb{C}^M \setminus \{\mathbf{0}\}$, respectively, the receive beamformer and the channel of user k . By defining as the utility the SINR with optimal receive beamformers for a given power vector, we have $(\forall k \in \mathcal{K})$

$$u_k : \mathbb{R}_+^K \rightarrow \mathbb{R}_+ : \mathbf{p} \mapsto \sup_{\mathbf{v}_k \in \mathcal{V}_k} \frac{|\mathbf{h}_k^H \mathbf{v}_k|^2 p_k}{\sum_{j \in \mathcal{K} \setminus \{k\}} |\mathbf{h}_j^H \mathbf{v}_k|^2 p_j + 1}, \quad (5)$$

where $\mathcal{V}_k := \{\mathbf{v} \in \mathbb{C}^M \mid \|\mathbf{v}\|_2^2 = 1\}$ is the set of allowed beamformers. By assuming that the supremum in (5) is attained by some beamformer in \mathcal{V}_k , we verify that the functions $(f_k)_{k \in \mathcal{K}}$ in Assumption 1 are given by $(\forall k \in \mathcal{K})$

$$f_k : \mathbb{R}_+^K \rightarrow \mathbb{R}_{++} : \mathbf{p} \mapsto \inf_{\mathbf{v}_k \in \mathcal{S}_k} \frac{\sum_{j \in \mathcal{K} \setminus \{k\}} |\mathbf{h}_j^H \mathbf{v}_k|^2 p_j + 1}{|\mathbf{h}_k^H \mathbf{v}_k|^2}, \quad (6)$$

where $\mathcal{S}_k := \mathcal{V}_k \setminus \{\mathbf{v} \in \mathbb{C}^M \mid \mathbf{h}_k^H \mathbf{v} = 0\}$. For every $k \in \mathcal{K}$, the function f_k defined above is not only positive, but also concave because it is the supremum of affine functions. As a result, in light of Proposition 1, we conclude that f_k is a standard interference function. Clearly, short-term uplink power control and beamforming problems of the type in (1) and (2) can be readily mapped to optimization problems using

the utilities in (5), where the choice of beamformers is implicit in the definition of the utility.

Next, we proceed to discuss two important problems that can be solved with provably convergent fixed point algorithms.

Remark 3. The algorithmic approaches for solving the utility optimization problems described in the next sections require a simple computational means for evaluating the functions $(f_k)_{k \in \mathcal{K}}$, which is not necessarily easy. This fact can be seen from Example 1. More specifically, the functions in (6) require the solution to an optimization problem that depends on the structure of the sets $\mathcal{V}_1, \dots, \mathcal{V}_K$ of beamformers. In that particular example, the solution can be obtained directly from generalized Rayleigh quotients. However, if the sets become more complex, as in the long-term power control and beamforming design problems for large-scale MIMO systems introduced later in this study, then we need to use alternative techniques for evaluating $(f_k)_{k \in \mathcal{K}}$.

A. Minimization of the sum transmit power

In this section, we describe the utility optimization problems first considered in the wireless domain in the seminal study in [6]. We also summarize recent results and connections to fixed point theory in Thompson metric spaces. These connections seem to be largely ignored in the wireless literature, but, as shown in [7], [31], their knowledge enable us to (i) gain powerful mathematical machinery to answer many questions related to power control problems in a unified way and to (ii) give alternative proofs of some results in [6].

In more detail, the first power control problem we describe has the objective of minimizing the sum transmit power subject to minimum utility requirements. More precisely, we consider the following problem:

$$\begin{aligned} & \underset{\mathbf{p} \in \mathbb{R}_+^K}{\text{minimize}} \quad \|\mathbf{p}\|_1 \\ & \text{subject to} \quad (\forall k \in \mathcal{K}) \quad u_k(\mathbf{p}) \geq \gamma_k \end{aligned} \quad (7)$$

where $(\gamma_1, \dots, \gamma_K) \in \mathbb{R}_{++}^K$ are the given minimum requirements for the utility functions $(u_k)_{k \in \mathcal{K}}$ satisfying Assumption 1. We now proceed to review answers to three important questions related to the optimization problem in (7):

- (Q1) Does a solution exist?
- (Q2) Is the solution unique?
- (Q3) Are there simple algorithms able to compute the solution?

To answer the above questions, we first reformulate (7) as a fixed point problem. To this end, we can use well-known properties of the utility functions satisfying Assumption 1 (see, for example, [32, Lemma 1]) and standard arguments in the literature to verify that, if a solution to (7) exists, all constraints have to be satisfied with equality. Therefore, assuming $\mathbf{p}^* = (p_1^*, \dots, p_K^*)$ to be a solution to (7), we deduce from Assumption 1:

$$\begin{aligned} (\forall k \in \mathcal{K}) \quad u_k(\mathbf{p}^*) = \gamma_k & \Leftrightarrow (\forall k \in \mathcal{K}) \quad p_k^* = \gamma_k f_k(\mathbf{p}^*) \\ & \Leftrightarrow \mathbf{p}^* \in \text{Fix}(T), \end{aligned}$$

where $T : \mathbb{R}_+^K \rightarrow \mathbb{R}_+^K : \mathbf{x} \mapsto (\gamma_1 f_1(\mathbf{x}), \dots, \gamma_K f_K(\mathbf{x}))$ is a standard interference mapping as an implication of Proposition 2(i). These relations reveal that properties of solutions to (7) are connected to properties of the fixed point set of the standard interference mapping T .

Recalling that standard interference mappings are only guaranteed to be contractive in the cone \mathbb{R}_{++}^K with respect to Thompson's metric [30, Lemma 2.1.7] [7] (but not necessarily Lipschitz contractions), we conclude that $\text{Fix}(T)$ is either a singleton or the empty set [33, Ch. 4.1], so we now have a complete answer to questions (Q1) and (Q2): the solution to the problem in (7) is unique *if it exists*. Furthermore, this answer enables us to reformulate (7) equivalently as follows:

$$\text{Find } \mathbf{p}^* \in \mathbb{R}_{++}^K \text{ such that } \mathbf{p}^* \in \text{Fix}(T), \quad (8)$$

and we refer readers to [10, Proposition 4] for a necessary and sufficient condition for the existence of the fixed point of T , and, hence, for the existence of the necessarily unique solution to (7). This result in [10, Proposition 4] can frequently simplify the analysis of existence of solutions to (7) [10].

An additional advantage of the reformulation in (8), which is a standard fixed point problem involving contractive mappings in Thompson metric space, is that we may conjecture that the sequence $(\mathbf{p}_n)_{n \in \mathbb{N}}$ generated via

$$\mathbf{p}_{n+1} = T(\mathbf{p}_n), \quad (9)$$

converges for any starting point $\mathbf{p}_1 \in \mathbb{R}_+^K$ (assuming that $\text{Fix}(T) \neq \emptyset$), and this conjecture can be settled by using basic arguments in analysis [6] or by using arguments based on fixed point theory in metric spaces [7]. For later reference, we summarize the above results below.

Proposition 3. [6], [7] *Let $T : \mathbb{R}_+^K \rightarrow \mathbb{R}_{++}^K$ be a standard interference mapping. Then $\text{Fix}(T)$ is a singleton if not empty. Furthermore, if $\emptyset \neq \text{Fix}(T) \ni \{\mathbf{p}^*\}$, then the sequence $(\mathbf{p}_n)_{n \in \mathbb{N}}$ generated via (9) converges in norm to \mathbf{p}^* for any starting point $\mathbf{p}_1 \in \mathbb{R}_+^K$.*

One potential limitation of the fixed point iteration in (9) is that it can be slow. Indeed, [34, Example 2] shows that convergence can be sublinear in general. Nevertheless, if the standard interference functions $(f_k)_{k \in \mathcal{K}}$ are further restricted to be positive and concave, as common in the resource allocation problems described later, then the convergence is guaranteed to be geometric [31] (in the sense of [31, Definition 1]) and no better than geometric in general [35, Proposition 5]. In this case, we can further improve the convergence speed with, for example, the acceleration technique described in [36] or with the more computationally intensive but faster approach in [37, Theorem 11]. (For geometric convergence of fixed point iterations of standard interference mappings that are not necessarily concave, we refer the readers to [35].)

B. Weighted max-min fair power control

A drawback of the optimization problem in (7) is that it is not guaranteed to have a solution in general. Moreover, even if a solution exists, users may be required to transmit with more power than physically available or allowed by law, or

both. To avoid these potential limitations, we can consider optimization problems that have the objective of maximizing the minimum weighted utility across all users subject to power constraints, or, more formally, we solve the following power control problem (see [32] and the references therein):

$$\text{maximize } \min_{\|\mathbf{p}\| \leq P} \min_{k \in \mathcal{K}} \gamma_k^{-1} u_k(\mathbf{p}), \quad (10)$$

where $(\gamma_1, \dots, \gamma_K) \in \mathbb{R}_{++}^K$ are weights (or priorities) assigned to the utilities (u_1, \dots, u_K) satisfying Assumption 1, $\|\cdot\|$ is a given monotone norm, and P is the maximum allowed transmit power (with respect to the choice of the norm $\|\cdot\|$).

As shown in the next proposition, the optimization problem in (10) always has a solution that can be obtained with fixed point iterations involving mappings that are contractive in a (compact) Hilbert-projective metric space. To the best of our knowledge, in the wireless domain, this connection to fixed point theory has been first established in [7], and, with slightly different assumptions on the utility functions and/or the power constraints, these fixed point algorithms have also been independently proposed in [5], [38], [39] [40, Ch. 4], which are studies building upon the results in [41]. We emphasize that, unlike the properties imposed on the utility functions in some of these previous studies, the properties in Definition 1 are not enough to guarantee uniqueness of the solution to (10), so the characterization in Proposition 4(iii) is important. We omit the proof of Proposition 4 because it is immediate from [32, Proposition 2], which builds upon the results in [7], and it can be also obtained with the results in [41].

Proposition 4. *Consider the problem in (10), and recall that $(\forall k \in \mathcal{K})(\forall \mathbf{p} \in \mathbb{R}_+^K) u_k(\mathbf{p}) = p_k / f_k(\mathbf{p})$ (Assumption 1). Let $T : \mathbb{R}_+^K \rightarrow \mathbb{R}_{++}^K$ be the standard interference mappings defined by $(\forall \mathbf{p} \in \mathbb{R}_{++}^K) T(\mathbf{p}) := (\gamma_1 f_1(\mathbf{p}), \dots, \gamma_K f_K(\mathbf{p}))$. Then each of the following holds:*

(i) *The set $\text{Fix}(\tilde{T})$ of fixed points of the mapping*

$$\tilde{T} : \mathbb{R}_+^K \rightarrow \mathbb{R}_{++}^K : \mathbf{p} \mapsto \frac{P}{\|T(\mathbf{p})\|} T(\mathbf{p})$$

is a singleton, and its unique fixed point $\mathbf{p}^ \in \text{Fix}(\tilde{T})$ is a (not necessarily unique) solution to (10).*

(ii) *For every $\mathbf{p}_1 \in \mathbb{R}_+^K$, the sequence $(\mathbf{p}_n)_{n \in \mathbb{N}}$ generated via*

$$(\forall n \in \mathbb{N}) \mathbf{p}_{n+1} = \tilde{T}(\mathbf{p}_n) \quad (11)$$

converges in norm to the fixed point $\mathbf{p}^ \in \text{Fix}(\tilde{T})$.*

(iii) *Denote by $\mathcal{P} \subset \mathbb{R}_{++}^K$ the nonempty set of solutions to the problem in (10). Then the fixed point $\mathbf{p}^* \in \text{Fix}(\tilde{T})$ satisfies $(\forall \mathbf{p} \in \mathcal{P}) \mathbf{p} \geq \mathbf{p}^*$; i.e., \mathbf{p}^* is the least element of \mathcal{P} with respect to the partial ordering induced by the nonnegative cone.*

Similarly to the fixed point iteration in (9), the fixed point algorithm in (11) also converges geometrically (in the sense of [31, Definition 1]) if the mapping $T : \mathbb{R}_+^K \rightarrow \mathbb{R}_{++}^K$ in (11) is a (positive) concave mapping [33, Remark 2.1.12].

III. APPLICATION TO LARGE-SCALE MIMO SYSTEMS

Equipped with the necessary background, we now proceed with the main contribution of this study. We consider the uplink of a large-scale MIMO system composed by K single-antenna users indexed by $\mathcal{K} := \{1, \dots, K\}$, and a radio access infrastructure equipped with a total number of antennas M indexed by $\mathcal{M} := \{1, \dots, M\}$. The M infrastructure antennas may be split among many geographically distributed access points equipped with a relatively low number of antennas as in the cell-free massive MIMO concept [16], [17], or colocated in a single array as in the XL-MIMO concept [18]. By assuming for each time-frequency resource a standard synchronous narrowband MIMO channel model governed by a stationary ergodic fading process, and simple transmission techniques based on linear receiver processing and on treating interference as noise, we focus on simultaneously achievable ergodic rates in the classical Shannon sense, given by the popular *use-and-then-forget* (UatF) inner bound on the ergodic capacity region [14]. In more detail, we define the uplink rates achieved by each user $k \in \mathcal{K}$ for a given power control policy and beamforming design as

$$R_k(\mathbf{v}_k, \mathbf{p}) := \log_2(1 + \text{SINR}_k(\mathbf{v}_k, \mathbf{p})), \quad (12)$$

$$\text{SINR}_k(\mathbf{v}_k, \mathbf{p}) := \frac{p_k |\mathbb{E}[\mathbf{h}_k^H \mathbf{v}_k]|^2}{p_k \mathbf{V}(\mathbf{h}_k^H \mathbf{v}_k) + \sum_{j \neq k} p_j \mathbb{E}[|\mathbf{h}_j^H \mathbf{v}_k|^2] + \mathbb{E}[\|\mathbf{v}_k\|_2^2]},$$

where $\mathbf{p} := (p_1, \dots, p_K) \in \mathbb{R}_+^K$ is a deterministic vector of transmit powers, $\mathbf{h}_k \in \mathcal{H}^M$ is a random channel vector modeling the fading state between user k and all M infrastructure antennas, and $\mathbf{v}_k \in \mathcal{H}^M$ models the beamforming vector which is applied by the infrastructure to process the received signals of potentially all M antennas to obtain a soft estimate of the transmit signal of user k . We stress that \mathbf{v}_k is generally a function of the instantaneous CSI realizations, and hence it is denoted as a random vector. For convenience, we also define the global channel matrix $\mathbb{H} := [\mathbf{h}_1, \dots, \mathbf{h}_K]$.

A. Long-term joint power control and beamforming design

Based on the above model, as a non-trivial application of the axiomatic power control framework in Section II, our objective is to solve the following two optimization problems:

$$\begin{aligned} & \underset{\substack{\mathbf{p} \in \mathbb{R}_+^K \\ \mathbf{v}_1, \dots, \mathbf{v}_K \in \mathcal{H}^M}}{\text{minimize}} & & \|\mathbf{p}\|_1 \\ & \text{subject to} & & (\forall k \in \mathcal{K}) \text{ SINR}(\mathbf{v}_k, \mathbf{p}) \geq \gamma_k \\ & & & (\forall k \in \mathcal{K}) \mathbf{v}_k \in \mathcal{V}_k \\ & & & (\forall k \in \mathcal{K}) \mathbb{E}[\|\mathbf{v}_k\|_2^2] \neq 0; \end{aligned} \quad (13)$$

and

$$\begin{aligned} & \underset{\substack{\mathbf{p} \in \mathbb{R}_+^K \\ \mathbf{v}_1, \dots, \mathbf{v}_K \in \mathcal{H}^M}}{\text{maximize}} & & \min_{k \in \mathcal{K}} \gamma_k^{-1} \text{SINR}_k(\mathbf{v}_k, \mathbf{p}) \\ & \text{subject to} & & \|\mathbf{p}\|_\infty \leq P \\ & & & (\forall k \in \mathcal{K}) \mathbf{v}_k \in \mathcal{V}_k \\ & & & (\forall k \in \mathcal{K}) \mathbb{E}[\|\mathbf{v}_k\|_2^2] \neq 0, \end{aligned} \quad (14)$$

where $(\gamma_1, \dots, \gamma_K) \in \mathbb{R}_{++}^K$ is a given vector of positive coefficients denoting either minimum SINR requirements or

user weights, $P \in \mathbb{R}_{++}$ is a given power budget, and the sets $\mathcal{V}_1, \dots, \mathcal{V}_K \subseteq \mathcal{H}^M$ are given *information constraints* (formally defined in Section III-B) that are imposed to limit the joint processing and information sharing burden, thus enabling scalable designs for large-scale MIMO systems. For example, as we will see, the set \mathcal{V}_k can be used to limit the dependency of the entries of \mathbf{v}_k to portions of the CSI available at the infrastructure side, as well as the number of antennas that are serving user k . Note that letting $\mathcal{V}_k = \mathcal{H}^M$ allows \mathbf{v}_k to be any (measurable) function of the global channel \mathbb{H} .

The proposed problems share the following features:

- the power control vector \mathbf{p} is kept fixed for the whole duration of the transmission, i.e., it does not depend on the small-scale fading realizations, and it is optimized based on channel statistics; and
- the beamformers $(\mathbf{v}_1, \dots, \mathbf{v}_K)$ adapt to small-scale fading based on the CSI specified by the information constraints. However, their design, i.e., the function mapping CSI realizations to the corresponding beamforming coefficients, is optimized based on channel statistics as for the power control vector. Note that this leads to functional optimization problems, for which standard solvers in Euclidean spaces (e.g., `cvx`) are not directly applicable.

Compared to traditional short-term approaches that solve an optimization problem such as (1) and (2) for each channel (or global CSI) realization, the long-term approach in this study is particularly attractive for large-scale MIMO systems due to the following reasons:

- first, the power control vector and beamforming design can be updated following large-scale fading variations, which are typically several order of magnitude slower than small-scale fading variations; and
- second, the beamforming design space covers distributed implementations where the computation of the beamformers can be split among multiple distributed processing units with limited CSI sharing capabilities, each controlling a subset of the M infrastructure antennas.

Remark 4. A well-known challenge in long-term approaches is the need to identify, estimate, and track some form of channel statistics that can be used to produce effective solutions. In contrast, short-term approaches can be often implemented based on minimal or even no statistical information. However, the main working assumption of this study is that short-term approaches are not feasible in large-scale MIMO systems, thus making long-term approaches not only an option but rather a necessity.

Remark 5. The rate expression given by (12) assumes that CSI is neglected in the decoding phase. Alternative rate expressions of the type in (3) based on treating interference as noise with various forms of CSI at the decoder are often considered (see [15], [17], [27], [28] and references therein). These expressions may provide more realistic and less pessimistic capacity approximations, but long-term power control and beamforming design becomes challenging because of the expectation outside the logarithm in the resulting rate expressions. In contrast, in this study we show that (12)

leads to tractable problem formulations. In addition, we will also give numerical evidence showing that (12) can serve as an excellent proxy for system optimization according to intractable ergodic rate expressions such as those in (3).

B. Information constraints

Large-scale MIMO systems are often impaired by practical limitations in the interconnections among antennas and processing units. In distributed beamforming implementations, this may lead to imperfect CSI sharing and hence that the distributed processing units must form their portion of the beamformers on the basis of different CSI. As an extreme example, in distributed cell-free massive MIMO networks the access points are typically assumed to operate on the basis of only *local* CSI [16], i.e., without any CSI sharing. However, to date, most related studies do not formally model this type of constraint, so, strictly speaking, they do not truly consider distributed beamforming optimization. To address this limitation, we model constraints related to imperfect CSI sharing following the approach introduced in [24]. We first partition the $M = NL$ infrastructure antennas into L groups of N antennas, and assume that the corresponding portions of the beamformers are computed by L separate processing units. Given an arbitrarily distributed tuple $(\mathbb{H}, S_1, \dots, S_L)$, where S_l is the available CSI at the l th processing unit, we then let

$$\mathcal{V}_k := \mathcal{H}_1^N \times \dots \times \mathcal{H}_L^N, \quad (15)$$

where $\mathcal{H}_l^N \subseteq \mathcal{H}^N$ denotes the set of N -tuples of Σ_l -measurable functions $\Omega \rightarrow \mathbb{C}$ satisfying $(\forall \mathbf{x} \in \mathcal{H}_l^N) \mathbb{E}[\|\mathbf{x}\|_2^2] < \infty$, and where $\Sigma_l \subseteq \Sigma$ is the sub- σ -algebra induced by the CSI S_l , which is also called the *information subfield* of the l th processing unit. The interested reader is referred to [42] for an introduction to the measure theoretical notions used in the above definitions. However, we stress that these notions are by no means required for understanding the key results of this study. The crucial point is that, informally, the constraint set \mathcal{V}_k enforces the portion of \mathbf{w}_k computed by the l th processing unit to be a function of S_l only.

Furthermore, another typical constraint for enabling scalable large-scale MIMO designs is that only a subset of all infrastructure antennas should be used for decoding the message of a given user. For example, cell-free massive MIMO networks are expected to implement some type of user-centric rule [25], which allocates to each user a cluster of serving access points. As shown in [43], [44], this constraint can be modeled by replacing \mathcal{H}_l^N in (15) to the set $\{\mathbf{0}_N \text{ (a.s.)}\}$ if the l th processing unit is not serving the k th user. Considering also this replacement, we remark that \mathcal{V}_k is a subspace of the real vector space \mathcal{H}^M [44].

C. Connection to the axiomatic power control framework

We now map Problem (13) and Problem (14) to an equivalent power control problem of the type covered in Section II, where the optimization of the beamformers is implicit in the definition of the utilities (u_1, \dots, u_K) . More precisely, by exploiting the fact that uplink SINRs are only coupled through the power vector \mathbf{p} , we obtain:

Proposition 5. For each user $k \in \mathcal{K}$, define the utility

$$(\forall \mathbf{p} \in \mathbb{R}_+^K) u_k(\mathbf{p}) := \sup_{\substack{\mathbf{w}_k \in \mathcal{V}_k \\ \mathbb{E}[\|\mathbf{w}_k\|_2^2] \neq 0}} \text{SINR}_k(\mathbf{w}_k, \mathbf{p}), \quad (16)$$

and assume that $(\forall k \in \mathcal{K}) \mathcal{V}'_k := \{\mathbf{w}_k \in \mathcal{V}_k \mid \mathbb{E}[\mathbb{H}_k^H \mathbf{w}_k] \neq 0\} \neq \emptyset$. Then, each of the following holds:

(i) The utility (16) satisfies $(\forall k \in \mathcal{K})(\forall \mathbf{p} \in \mathbb{R}_{++}^K)$

$$u_k(\mathbf{p}) = \sup_{\mathbf{w}_k \in \mathcal{V}'_k} \text{SINR}_k(\mathbf{w}_k, \mathbf{p}) > 0;$$

(ii) The utility (16) satisfies (4) with the standard interference function $(\forall k \in \mathcal{K})(\forall \mathbf{p} \in \mathbb{R}_+^K) f_k(\mathbf{p}) :=$

$$\inf_{\mathbf{w}_k \in \mathcal{V}'_k} \frac{p_k \mathbb{V}(\mathbb{H}_k^H \mathbf{w}_k) + \sum_{j \neq k} p_j \mathbb{E}[\|\mathbb{H}_k^H \mathbf{w}_j\|^2] + \mathbb{E}[\|\mathbf{w}_k\|_2^2]}{|\mathbb{E}[\mathbb{H}_k^H \mathbf{w}_k]|^2};$$

(iii) Let \mathbf{p}^* be a solution to Problem (7) (resp. Problem (10)) with utilities in (16) and monotone norm $\|\cdot\| = \|\cdot\|_1$ (resp., $\|\cdot\| = \|\cdot\|_\infty$). If $(\forall k \in \mathcal{K}) \exists \mathbf{w}_k^* \in \mathcal{V}'_k$ such that $u_k(\mathbf{p}^*) = \text{SINR}_k(\mathbf{w}_k^*, \mathbf{p}^*)$ (i.e., the sup is attained), then $(\mathbf{p}^*, \mathbf{w}_1^*, \dots, \mathbf{w}_K^*)$ solves Problem (13) (resp. Problem (14)).

Proof. (i) Since $\mathcal{V}'_k \subset \{\mathbf{w}_k \in \mathcal{V}_k \mid \mathbb{E}[\|\mathbf{w}_k\|_2^2] \neq 0\}$, we have $(\forall \mathbf{p} \in \mathbb{R}_+^K) u_k(\mathbf{p}) \geq \sup_{\mathbf{w}_k \in \mathcal{V}'_k} \text{SINR}_k(\mathbf{w}_k, \mathbf{p})$. By definition of \mathcal{V}'_k , $\sup_{\mathbf{w}_k \in \mathcal{V}'_k} \text{SINR}_k(\mathbf{w}_k, \mathbf{p}) > 0$ for $p_k > 0$. This also shows that beamformers such that $\mathbb{E}[\mathbb{H}_k^H \mathbf{w}_k] = 0$ can be omitted when evaluating (16).

(ii) To confirm that f_k is indeed a standard interference function, recall that f_k is concave because it is constructed by taking the point-wise infimum of affine (and hence concave) functions. Furthermore, by definition of \mathcal{V}'_k , which also implies $(\forall \mathbf{w}_k \in \mathcal{V}'_k) \mathbb{E}[\|\mathbf{w}_k\|_2^2] \neq 0$,

$$(\forall \mathbf{p} \in \mathbb{R}_+^K) f_k(\mathbf{p}) \geq \inf_{\mathbf{w}_k \in \mathcal{V}'_k} \frac{\mathbb{E}[\|\mathbf{w}_k\|_2^2]}{|\mathbb{E}[\mathbb{H}_k^H \mathbf{w}_k]|^2} > 0.$$

Therefore, we conclude that f_k is not only concave but also positive, and hence, according to Proposition 1, it is a standard interference function.

(iii) Immediate, hence omitted. \square

The main implication of Proposition 5 is that, if the mild technical condition $(\forall k \in \mathcal{K}) \mathcal{V}'_k \neq \emptyset$ holds, an optimal power vector \mathbf{p}^* for Problem (13) and Problem (14) can be obtained via the (normalized) fixed-point iterations in Section II, where each i th step involves the evaluation of the standard interference mapping

$$T(\mathbf{p}) = \begin{bmatrix} \frac{\gamma_1 p_1}{u_1(\mathbf{p})} & \dots & \frac{\gamma_K p_K}{u_K(\mathbf{p})} \end{bmatrix}$$

for $\mathbf{p} = \mathbf{p}_i \in \mathbb{R}_{++}^K$, where $u_k(\mathbf{p})$ is given by (16). The main challenge of this approach lies in the computation of $u_k(\mathbf{p})$, which requires solving a SINR maximization problem over the set of feasible beamformers. The following section discusses how to perform this step, and it shows that the supremum in (16) is attained for all $\mathbf{p} \in \mathbb{R}_{++}^K$ under the technical condition $\mathcal{V}'_k \neq \emptyset$, which is typically satisfied in practice.

Remark 6. The condition $\mathcal{V}'_k \neq \emptyset$ holds for most fading and CSI distributions of practical interest. However, note that $\mathcal{V}'_k \neq \emptyset$ does not hold if the infrastructure has no CSI and, in addition, if the channels have zero mean. In this case, $(\forall \mathbf{v}_k \in \mathcal{V}_k) \mathbb{E}[\mathbf{h}_k^H \mathbf{v}_k] = \mathbb{E}[\mathbf{h}_k^H] \mathbb{E}[\mathbf{v}_k] = 0$ holds. This is related to one of the main drawbacks of the UatF bounding technique, which requires either sufficient CSI or a strong channel mean to produce nonzero rate bounds.

D. SINR maximization via MSE minimization

Solving the SINR maximization problems in (16) appears quite challenging for the following reasons: (i) the non-convex fractional utility involving expectations in both the numerator and denominator, and (ii) the information constraints. However, the next proposition shows that (i) is not the main challenge, because we can consider an alternative and simpler convex utility, in the same spirit of the known relation between SINR and MSE for fixed channel matrices. Let us consider for all $k \in \mathcal{K}$ the MSE between the signal $x_k \sim \mathcal{CN}(0, 1)$ of user k and its soft estimate $\hat{x}_k := \mathbf{v}_k^H \mathbf{y}$ obtained by processing the output of the uplink channel $\mathbf{y} := \sum_{k \in \mathcal{K}} \sqrt{p_k} \mathbf{h}_k x_k + \mathbf{n}$ with noise $\mathbf{n} \sim \mathcal{CN}(\mathbf{0}, \mathbf{I})$, where the noise and all user signals are mutually independent and independent of $(\mathbb{H}, \mathbf{v}_1, \dots, \mathbf{v}_K)$. Specifically, let $(\forall k \in \mathcal{K})(\forall \mathbf{v}_k \in \mathcal{V}_k)(\forall \mathbf{p} \in \mathbb{R}_{++}^K)$

$$\begin{aligned} \text{MSE}_k(\mathbf{v}_k, \mathbf{p}) &:= \mathbb{E}[|x_k - \hat{x}_k|^2] \\ &= \mathbb{E}[\|\mathbf{P}^{\frac{1}{2}} \mathbb{H}^H \mathbf{v}_k - \mathbf{e}_k\|_2^2] + \mathbb{E}[\|\mathbf{v}_k\|_2^2], \end{aligned}$$

where $\mathbf{P} := \text{diag}(\mathbf{p})$, and where the second equality can be verified via simple manipulations. We then have:

Proposition 6. For given $k \in \mathcal{K}$ and $\mathbf{p} \in \mathbb{R}_{++}^K$, consider the optimization problem

$$\underset{\mathbf{v}_k \in \mathcal{V}_k}{\text{minimize}} \text{MSE}_k(\mathbf{v}_k, \mathbf{p}). \quad (17)$$

Problem (17) has a unique solution $\mathbf{v}_k^* \in \mathcal{V}_k$. Furthermore, if $\mathcal{V}'_k \neq \emptyset$, the solution \mathbf{v}_k^* satisfies

$$u_k(\mathbf{p}) = \text{SINR}_k(\mathbf{v}_k^*, \mathbf{p}).$$

Proof. Existence and uniqueness of the solution follows from [24, Lemma 4]. For the second statement, we observe that

$$\begin{aligned} &\inf_{\mathbf{v}_k \in \mathcal{V}_k} \text{MSE}_k(\mathbf{v}_k, \mathbf{p}) \\ &\stackrel{(a)}{=} \inf_{\substack{\mathbf{v}_k \in \mathcal{V}_k \\ \mathbb{E}[\|\mathbf{v}_k\|_2^2] \neq 0}} \inf_{\beta \in \mathbb{C}} \text{MSE}_k(\beta \mathbf{v}_k, \mathbf{p}) \\ &\stackrel{(b)}{=} \inf_{\substack{\mathbf{v}_k \in \mathcal{V}_k \\ \mathbb{E}[\|\mathbf{v}_k\|_2^2] \neq 0}} 1 - \frac{p_k |\mathbb{E}[\mathbf{h}_k^H \mathbf{v}_k]|^2}{\sum_{j \in \mathcal{K}} p_j \mathbb{E}[\|\mathbf{h}_j^H \mathbf{v}_k\|^2] + \mathbb{E}[\|\mathbf{v}_k\|_2^2]} \\ &= \inf_{\substack{\mathbf{v}_k \in \mathcal{V}_k \\ \mathbb{E}[\|\mathbf{v}_k\|_2^2] \neq 0}} \frac{1}{1 + \text{SINR}_k(\mathbf{v}_k, \mathbf{p})} = \frac{1}{1 + u_k(\mathbf{p})} \stackrel{(c)}{<} 1, \end{aligned}$$

where (a) follows from $(\forall \beta \in \mathbb{C})(\forall \mathbf{v}_k \in \mathcal{V}_k) \beta \mathbf{v}_k \in \mathcal{V}_k$, (b) follows from standard minimization of scalar quadratic forms as in the proof of the UatF bound (see, e.g., [14], [15]), and (c) follows from $\mathcal{V}'_k \neq \emptyset$ and Proposition 5(i). If $\mathbf{v}_k^* \neq \mathbf{0}$ a.s.,

the identity $u_k(\mathbf{p}) = \text{SINR}_k(\mathbf{v}_k^*, \mathbf{p})$ follows readily from the above chain of equalities. The proof is concluded by observing that $\inf_{\mathbf{v}_k \in \mathcal{V}_k} \text{MSE}_k(\mathbf{v}_k, \mathbf{p}) < 1$ implies $\mathbf{v}_k^* \neq \mathbf{0}$ a.s. \square

In the particular case where all users are served by all antennas based on perfect knowledge of the channel \mathbb{H} (trivial information constraints), the solution to Problem (17) is simply given by the well-known MMSE beamforming solution

$$(\forall k \in \mathcal{K}) \mathbf{v}_k = (\mathbb{H} \mathbf{P} \mathbb{H}^H + \mathbf{I})^{-1} \mathbf{h}_k \sqrt{p_k}. \quad (18)$$

Variations of (18) are readily obtained also for the case of imperfect yet perfectly shared CSI among all processing units serving each user, under mild assumptions on the channel estimation error model (see, e.g., [15, Corollary 4.3] or the example in Section IV).

For more general and nontrivial information constraints, the solution to Problem (17) can be interpreted as the best distributed approximation of regularized channel inversion, and it can be obtained via the recently developed *team* MMSE beamforming method given in [24].² This method states that the solution to (17) corresponds to the unique solution to a linear feasibility problem, which, depending on the information constraints, can be solved in closed-form or approximately via efficient numerical techniques. For example, in the context of user-centric cell-free massive MIMO networks, this method is used in [24] [44] to provide the first explicit solution to the problem of optimal local beamforming design. Furthermore, it can be applied to more advanced information constraints involving delayed CSI sharing [45], or exploiting the peculiarities of serial fronthauls such as in the so-called *radio stripe* concept [24] [43].

Remark 7. The connection between the MMSE solution in (18) (or its variations) and more traditional uplink ergodic rate bounds of the type in (3), is well-known (see, e.g., [15, Corollary 4.2]). However, the connection between Problem (17) and the UatF bound in (12) given by Proposition 6 seems largely overlooked in the literature. A known advantage of working with (12) is that it makes long-term power control tractable [14], [15]. This study shows that this tractability also extends to joint long-term power control and beamforming design, and it even allows to cover distributed beamforming design under nontrivial information constraints. In addition, (12) can be rigorously connected to a similar downlink ergodic rate bound (the so-called *hardening bound*) by means of uplink-downlink duality arguments under sum [15] and per-antenna power constraints [44], hence providing optimal downlink designs.

E. Proposed algorithms

We now have all the elements for deriving an algorithmic solution to both Problem (13) and Problem (14), i.e., to perform joint optimal long-term power control and beamforming design according to the considered criteria. To keep the proposed algorithms general, in the following section we do not specify the setup (i.e., \mathbb{H} and the information constraints). For particular applications to cell-free massive MIMO networks,

²Although presented in the context of downlink beamforming, the method in [24] directly applies to the uplink case.

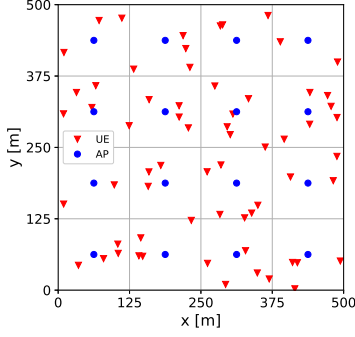


Fig. 1. Pictorial representation of the simulated setup: $K = 64$ users uniformly distributed within a squared service area of size 500×500 m², and $L = 16$ regularly spaced APs with $N = 8$ antennas each.

we refer to our numerical examples in Section IV. Specifically, we propose to solve Problem (13) via the fixed-point iterations in (9), as summarized below:

Require: $\mathbf{p} \in \mathbb{R}_{++}^K$
repeat
 for $k \in \mathcal{K}$ **do**
 $\mathbf{v}_k \leftarrow \arg \min_{\mathbf{v}_k \in \mathcal{V}_k} \text{MSE}_k(\mathbf{v}_k, \mathbf{p})$
 end for
 $\mathbf{p} \leftarrow \left[\frac{\gamma_1 p_1}{\text{SINR}_1(\mathbf{v}_1, \mathbf{p})} \quad \dots \quad \frac{\gamma_K p_K}{\text{SINR}_K(\mathbf{v}_K, \mathbf{p})} \right]$
until no significant progress is observed.

Similarly, we propose to solve Problem (14) via the fixed-point iterations in (11), as summarized below:

Require: $\mathbf{p} \in \mathbb{R}_{++}^K$
repeat
 for $k \in \mathcal{K}$ **do**
 $\mathbf{v}_k \leftarrow \arg \min_{\mathbf{v}_k \in \mathcal{V}_k} \text{MSE}_k(\mathbf{v}_k, \mathbf{p})$
 end for
 $\mathbf{t} \leftarrow \left[\frac{\gamma_1 p_1}{\text{SINR}_1(\mathbf{v}_1, \mathbf{p})} \quad \dots \quad \frac{\gamma_K p_K}{\text{SINR}_K(\mathbf{v}_K, \mathbf{p})} \right]$
 $\mathbf{p} \leftarrow \frac{P}{\|\mathbf{t}\|_\infty} \mathbf{t}$
until no significant progress is observed.

Asymptotic convergence to an optimal solution can be established for both algorithms by using Proposition 3, Proposition 5, and Proposition 6. Clearly, the above algorithms relies on solving Problem (17) at each iteration, which, as already mentioned, can be done in many practical cases following [24]. We remark once more that \mathbf{v}_k is a function of the CSI, and not a deterministic vector. In practice, as we will see in the numerical examples, storing \mathbf{v}_k during the algorithm execution means storing its long-term parameters (e.g., the regularization factor in a regularized channel inversion block).

IV. SIMULATED CASE STUDY

A. Simulation scenario

We consider the large-scale MIMO network depicted in Figure 1, where $K = 64$ users are uniformly distributed within a squared service area of size 500×500 m², and $L = 16$ regularly spaced APs with $N = 8$ antennas each. By neglecting for simplicity spatial correlation, we let each sub-vector $\mathbf{h}_{l,k}$ of $\mathbf{h}_k^H = [\mathbf{h}_{1,k}^H, \dots, \mathbf{h}_{L,k}^H]$ be independently distributed as $\mathbf{h}_{l,k} \sim \mathcal{CN}(\mathbf{0}, \beta_{l,k} \mathbf{I}_N)$, where $\beta_{l,k} > 0$ denotes the channel gain between AP l and user k . We follow the same

3GPP-like path-loss model adopted in [17] for a 2 GHz carrier frequency:

$$\beta_{l,k} = -36.7 \log_{10}(D_{l,k}/1 \text{ m}) - 30.5 + Z_{l,k} - \sigma^2 \quad [\text{dB}],$$

where $D_{l,k}$ is the distance between AP l and user k including a difference in height of 10 m, and $Z_{l,k} \sim \mathcal{CN}(0, \rho^2)$ [dB] are shadow fading terms with deviation $\rho = 4$. The shadow fading is correlated as $\mathbb{E}[Z_{l,k} Z_{j,i}] = \rho^2 2^{-\frac{\delta_{k,i}}{9[\text{m}]}}$ for all $l = j$ and zero otherwise, where $\delta_{k,i}$ is the distance between user k and user i . The noise power is $\sigma^2 = -174 + 10 \log_{10}(B) + F$ [dBm], where $B = 20$ MHz is the bandwidth, and $F = 7$ dB is the noise figure. Under this setup, in the following sections we focus on the power minimization problem (13) with SINR constraints corresponding to a minimum per-user rate of 2.5 bit/s/Hz, and on the max-min fair problem (14) with unitary weights and per-user power budget $P = 20$ dBm.

B. Information constraints

For the choice of information constraints, we specialize the model in Section III-B by considering the three representative scenarios described below. First, we assume that each user $k \in \mathcal{K}$ is served only by its Q strongest APs, that is, by the subset of APs indexed by $\mathcal{L}_k \subseteq \mathcal{L}$, where each set \mathcal{L}_k is formed by ordering \mathcal{L} w.r.t. decreasing $\beta_{l,k}$ and by keeping only the first Q elements. Furthermore, we assume each AP l to acquire (and possibly exchange) local CSI $\hat{\mathbf{H}}_l := [\hat{\mathbf{h}}_{l,1}, \dots, \hat{\mathbf{h}}_{l,K}]$,

$$(\forall k \in \mathcal{K}) \quad \hat{\mathbf{h}}_{l,k} := \begin{cases} \mathbf{h}_{l,k} & \text{if } l \in \mathcal{L}_k, \\ \mathbb{E}[\mathbf{h}_{l,k}] & \text{otherwise.} \end{cases}$$

This model reflects the canonical cell-free massive MIMO implementation with pilot-based local channel estimation, and possible CSI sharing through the fronthaul; we neglect for simplicity estimation noise and pilot contamination effects, and we focus on a simple model where small-scale fading coefficients are either perfectly known at some APs or completely unknown. In contrast, we assume that the relevant long-term statistical information is perfectly shared within the network. We then study the following information constraints, corresponding to different solutions to the subproblem (17) solved at each iteration of the proposed algorithms.

1) *Small cells:* We assume each user to be served only by its strongest AP, i.e., $Q = 1$, and no CSI sharing, i.e., $(\forall l \in \mathcal{L}) \quad S_l = \hat{\mathbf{H}}_l$. For all $\mathbf{p} \in \mathbb{R}_{++}^K$ and $k \in \mathcal{K}$, the l th subvector of the optimal beamformer \mathbf{v}_k corresponding to the unique AP $l \in \mathcal{L}_k$ serving user k is given by the known MMSE solution [15]

$$\mathbf{v}_{l,k} = \mathbb{V}_l^{\text{LMMSE}} \mathbf{e}_k,$$

where $(\forall l \in \mathcal{L}) \quad \mathbb{V}_l^{\text{LMMSE}} := \left(\hat{\mathbf{H}}_l \mathbf{P} \hat{\mathbf{H}}_l^H + \mathbf{\Sigma}_l \right)^{-1} \hat{\mathbf{H}}_l \mathbf{P}^{\frac{1}{2}}$, and $\mathbf{\Sigma}_l := \left(1 + \sum_{i \in \{k \in \mathcal{K} | l \notin \mathcal{L}_k\}} \gamma_l p_i \right) \mathbf{I}_N$ is the local CSI error plus noise covariance matrix.

2) *Distributed cell-free:* We assume each user to be jointly served by its $Q = 4$ strongest APs, and no CSI sharing, i.e., $(\forall l \in \mathcal{L}) \quad S_l = \hat{\mathbf{H}}_l$. For all $\mathbf{p} \in \mathbb{R}_{++}^K$ and $k \in \mathcal{K}$, the l th

subvector of the optimal beamformer \mathbf{v}_k corresponding to AP $l \in \mathcal{L}$ is the so-called local *team* MMSE solution [24], [43]

$$(\forall l \in \mathcal{L}) \quad \mathbf{v}_{l,k} = \mathbb{V}_l^{\text{LMMSE}} \mathbf{c}_{l,k}, \quad (19)$$

where $\mathbf{c}_{l,k} \in \mathbb{C}^K$ is a statistical precoding stage given by the unique solution to the linear system of equations

$$\begin{cases} \mathbf{c}_{l,k} + \sum_{j \in \mathcal{L}_k \setminus \{l\}} \mathbf{\Pi}_j \mathbf{c}_{j,k} = \mathbf{e}_k & \forall l \in \mathcal{L}_k, \\ \mathbf{c}_{l,k} = \mathbf{0}_{K \times 1} & \text{otherwise,} \end{cases}$$

where $(\forall l \in \mathcal{L}) \quad \mathbf{\Pi}_l := \mathbb{E} \left[\mathbf{P}^{\frac{1}{2}} \hat{\mathbf{H}}_l^H \mathbf{V}_l \right]$.

3) *Centralized cell-free*: We assume each user to be jointly served by its $Q = 4$ strongest APs, and perfect CSI sharing, i.e., $(\forall l \in \mathcal{L}) \quad S_l = \hat{\mathbf{H}}^H := [\hat{\mathbf{H}}_1^H \dots \hat{\mathbf{H}}_L^H]$. For all $\mathbf{p} \in \mathbb{R}_{++}^K$ and $k \in \mathcal{K}$, the optimal beamformer \mathbf{v}_k is given by the known centralized MMSE solution [17]

$$\mathbf{v}_k = \left(\mathbf{D}_k \hat{\mathbf{H}} \mathbf{P} \hat{\mathbf{H}}^H \mathbf{D}_k + \mathbf{D}_k \mathbf{\Sigma} \mathbf{D}_k \right)^{-1} \hat{\mathbf{H}}^H \mathbf{D}_k \mathbf{P}^{\frac{1}{2}}, \quad (20)$$

where $\mathbf{\Sigma} := \text{diag}(\mathbf{\Sigma}_1, \dots, \mathbf{\Sigma}_L)$ is the global CSI error plus noise covariance matrix, and $\mathbf{D}_k := \text{diag}(\mathbf{D}_{1,k}, \dots, \mathbf{D}_{L,k})$ is a block-diagonal matrix satisfying

$$(\forall l \in \mathcal{L}) \quad \mathbf{D}_{l,k} = \begin{cases} \mathbf{I}_N & \text{if } l \in \mathcal{L}_k, \\ \mathbf{0}_{N \times N} & \text{otherwise.} \end{cases}$$

Although neglected for simplicity, we remark that spatial correlation, channel estimation noise, pilot contamination effects, and different clustering rules could be readily incorporated in the above models following [24], [44]. We further point out that, as shown in [24], for the particular channel and local CSI error model considered here, (19) boils down to the known local MMSE solution with optimal LSFD design [17].

C. Convergence behavior of the proposed algorithms

We run several steps of the proposed fixed-point algorithms used for computing an optimal solution to Problem (13) and Problem (14), for the information constraints described above and a single random user drop. In both cases, we monitor convergence to an optimal solution (if it exists) in terms of the distance $\|\mathbf{p}_i - \mathbf{p}^*\|_2$, where \mathbf{p}_i denotes the output of the i th step of the considered fixed-point algorithm, and where \mathbf{p}^* denotes the optimal power vector. The initialization is set to $\mathbf{p}_1 = P\mathbf{1}$, and all expectations are approximated using a fixed training set of $N_{\text{sim}} = 100$ channel realizations. It is worthwhile underlying that the implemented algorithms operate only by updating deterministic coefficients using long-term information. For example, when it comes to optimal distributed beamforming design, the implemented routines update only the long-term parameters $(\mathbf{c}_{l,1}, \dots, \mathbf{c}_{l,K}, \mathbf{\Sigma}_l)_{l \in \mathcal{L}}$.

Figure 2a reports the convergence behavior of the fixed-point iterations for computing an optimal solution to Problem (13). Due to unfeasible minimum rate constraints, the curve related to the small-cells network shows a divergent behaviour and hence it is omitted. In contrast, since the minimum rate constraints are feasible for both the centralized and distributed cell-free networks, the corresponding fixed-point iterations converge to an optimal solution, as expected.

Furthermore, we observe that convergence is geometric in both cases, as predicted by the discussion in Section II-A. However, we notice a faster convergence for the centralized case. This can be explained using the results in [35], which show that the convergence speed can be directly connected to a well-defined notion of spectral radius for non-linear mappings. Informally, in our setup, this notion corresponds to achievable rates in the interference limited regime. Therefore, the different convergence speed can be explained by the fact that, due to better interference management capabilities, the rates in the centralized case saturate at a larger value than in the distributed case as the SNR grows large. The interested reader is referred to [35] for additional details.

Figure 2b reports the convergence behavior of the normalized fixed-point iterations for computing an optimal solution to Problem (14). In contrast to the unnormalized fixed-point iterations, the normalized fixed-point iterations always converge. Similarly to Figure 2a, we observe geometric convergence as predicted by the discussion in Section II-B. Furthermore, we observe a similar difference in convergence speed across the different information constraints. This difference seems to depend again on the different interference management capabilities as in Figure 2a. A formal estimation of the convergence speed could be obtained, for example, using the bounds in [33, Remark 2.1.12]. However, we point out that, in contrast to the unnormalized fixed-point iterations, a rigorous connection between convergence speed and interference management capabilities is not reported in the literature and requires further analysis.

D. Comparison among information constraints

We now show how our theoretical results can be applied to revisit the available studies comparing cell-free networks and small-cells networks in delivering uniformly good quality of service to all users (i.e., in the max-min sense), such as [16], [17], [21]. One main limitation of the available studies is that, being based on either suboptimal power control or suboptimal beamforming design, they do not truly characterize the achievable max-min fair performance of the considered networks and hence they may lead to misleading conclusions.

In particular, we solve the considered max-min fair problem (14) with unitary weights for $N_{\text{CDF}} = 100$ independent random user drops. Then, we report in Figure 3 the empirical cumulative density function (CDF) of the resulting per-user rates given by the UatF bound (12). As we can see, for the considered setup, cell-free networks significantly outperform small-cell networks for all percentiles. In addition, although to a lesser extent, the centralized information structure outperforms the distributed one for all percentiles. In contrast, most of the available studies focusing on max-min fairness show similar CDF curves crossing at some given percentile. However, our results show that this is an artifact of the chosen power control and beamforming design, which are not jointly optimized for max-min fairness. Note that a similar observation holds also by setting arbitrary weights in Problem (14). In fact, by the principle that adding information (in our context, replacing an information constraint \mathcal{V}_k with a

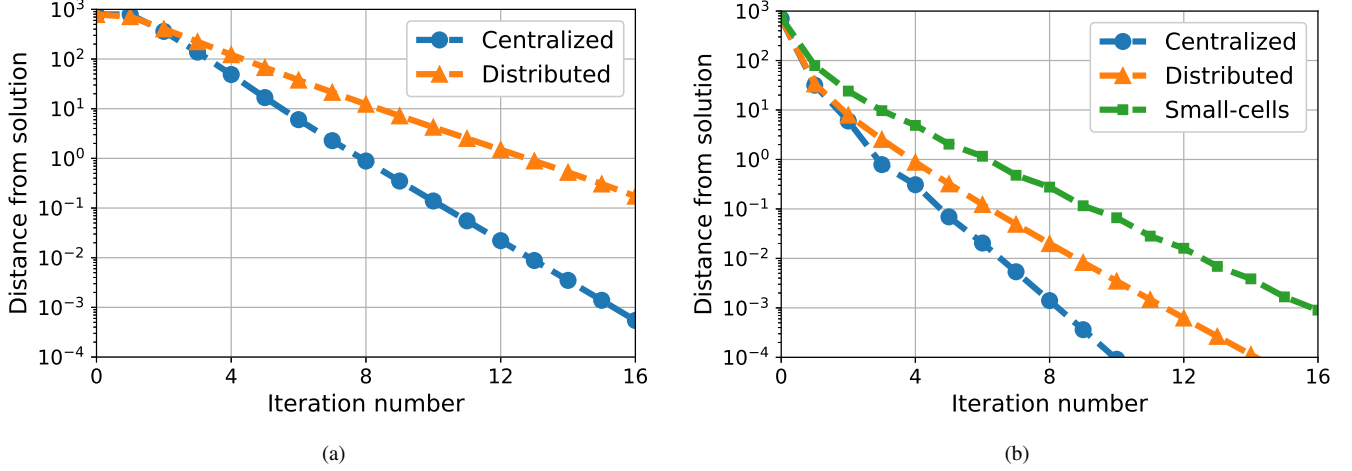


Fig. 2. Convergence behaviour of (a) the fixed-point iterations for computing a solution to Problem (13); and (b) the normalized fixed-point iterations for computing a solution to Problem (14) under different information constraints.

superset $\mathcal{V}'_k \supseteq \mathcal{V}_k$) cannot hurt, the achievable rate region of cell-free networks is a superset of the cellular one.

As already discussed in Remark 5, one potential limitation of the above analysis is that it is based on the UatF bound which, despite offering tractable problem formulations and hence leading to the proposed algorithms, may underestimate the true system performance. However, we now demonstrate experimentally that the UatF bound can be a quite effective proxy for optimizing the system according to less pessimistic but intractable performance metrics. More specifically, we report in Figure 3 the performance of the proposed solution to Problem (14) in terms of the following classical ergodic rate expressions based on coherent decoding: ($\forall k \in \mathcal{K}$)

$$R_k^{\text{coh}}(\mathbf{v}_k, \mathbf{p}) := \mathbb{E} \left[\log_2 \left(1 + \frac{p_k |\mathbf{h}_k^H \mathbf{v}_k|^2}{\sum_{j \neq k} p_j |\mathbf{h}_j^H \mathbf{v}_k|^2 + \|\mathbf{v}_k\|_2^2} \right) \right]. \quad (21)$$

Interestingly, we observe that the general trend of the curves in Figure 3a is maintained in Figure 3b. In particular, we notice that the gap between the CDFs in Figure 3a and the corresponding ones in Figure 3b is below 0.3 – 0.4 b/s/Hz for nearly all percentiles.

E. Comparison of centralized implementations

In this section we compare different methods for max-min fair system design in centralized cell-free networks. In particular, we compare the performance of the proposed algorithm for computing an optimal solution to Problem (14) under a centralized information constraint against the following classical techniques:

1) Short-term joint power control and beamforming design:

Following a similar approach as the one in [2] for cellular networks with perfect CSI, for each realization $\hat{\mathbf{H}} =$

$[\hat{\mathbf{h}}_1, \dots, \hat{\mathbf{h}}_K]$ of the global CSI $\hat{\mathbf{H}}$, we solve

$$\begin{aligned} & \underset{\substack{\mathbf{p} \in \mathbb{R}_+^K \\ \mathbf{v}_1, \dots, \mathbf{v}_K \in \mathbb{C}^M}}{\text{maximize}} & \min_{k \in \mathcal{K}} \frac{p_k |\hat{\mathbf{h}}_k^H \mathbf{D}_k \mathbf{v}_k|^2}{\sum_{j \neq k} p_j |\hat{\mathbf{h}}_j^H \mathbf{D}_k \mathbf{v}_k|^2 + \mathbf{v}_k^H \mathbf{D}_k \Sigma \mathbf{D}_k \mathbf{v}_k} \\ & \text{subject to} & \|\mathbf{p}\|_\infty \leq P \\ & & (\forall k \in \mathcal{K}) \|\mathbf{v}_k\|_2^2 \neq 0, \end{aligned}$$

where the parameters Σ and \mathbf{D}_k are the same as in (20). The above objective corresponds to the instantaneous SINR for a variant of the ergodic rate expression in (21) that takes into account channel estimation errors [17, Theorem 5.1]. The optimal beamformers take the same form of (20) (maximization of a Rayleigh quotient), with the difference that \mathbf{p} is a function of the instantaneous channel realization $\hat{\mathbf{H}}$. The solution can be computed by adapting the block-coordinate ascent method in [2], or via the normalized-fixed point iterations in Section II-B.

2) Long-term power control with fixed beamforming design:

In this case, we solve

$$\begin{aligned} & \underset{\mathbf{p} \in \mathbb{R}_+^K}{\text{maximize}} & \min_{k \in \mathcal{K}} \text{SINR}_k(\bar{\mathbf{v}}_k, \mathbf{p}) \\ & \text{subject to} & \|\mathbf{p}\|_\infty \leq P, \end{aligned}$$

where $\bar{\mathbf{v}}_k$ denotes a fixed beamforming design for each user $k \in \mathcal{K}$. As done in [17], we choose the centralized MMSE solution (20) by assuming full power transmission, i.e., we choose the solution to (16) for $\mathbf{p} = \mathbf{1}P$. The above problem can be solved via the normalized-fixed point iterations in Section II-B, as in [17], or in closed-form using [46].

Figure 4a reports the empirical CDF over $N_{\text{CDF}} = 100$ independent user drops of the resulting per-user rates given by (21). As we can see, joint power control and beamforming design may provide non-negligible performance gains with respect to power control only. Furthermore, we similarly observe that long-term optimization may perform better than short-term optimization. The reason is that the power constraint, and the implicit constraint that all users should have the same rate at the optimum, need not be satisfied for all channel realizations

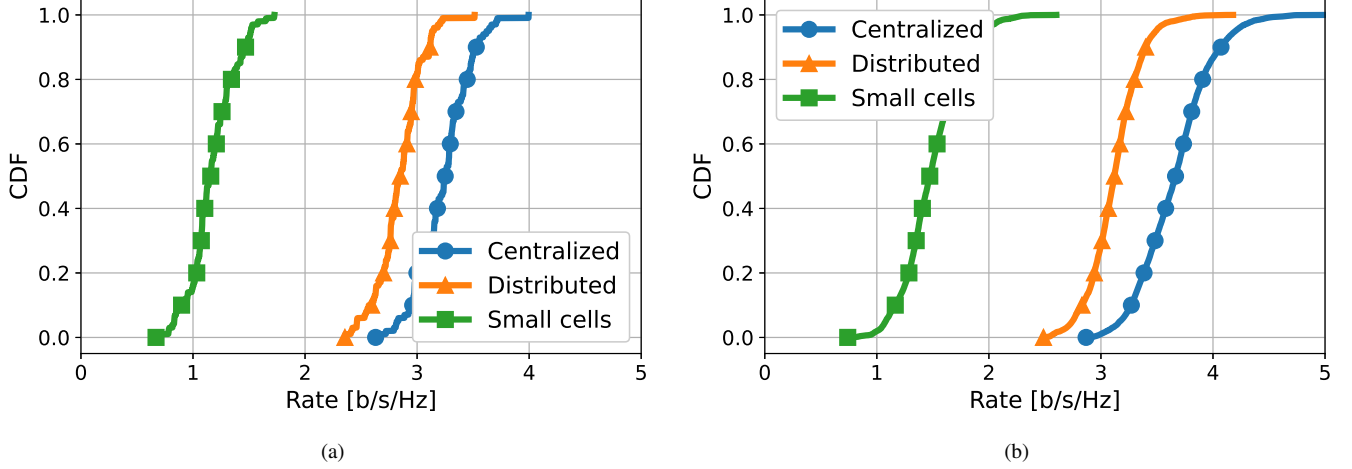


Fig. 3. Empirical CDF of the ergodic rates achieved by the proposed solution to Problem (14) under multiple user drops and different information constraints, evaluated using (a) the UatF bound in (12); and (b) its upper bound (21) based on coherent decoding.

but just on average in the long-term approach. Notably, long-term optimization is less sensitive to channel realizations with a single deep-fade event, which instead would severely limit the corresponding instantaneous performance in the short-term approach. In addition to the above gains in terms of achievable rates, we recall that the long-term approach may also offer a significant gain in terms of computational complexity, since the optimization problem need not be solved for each channel realization as in the short term approach.

F. Comparison of distributed implementations

Finally, we compare different methods for long-term max-min fair system design in distributed cell-free networks. The short-term approach is not considered since, to the best of our knowledge, it cannot be easily generalized to optimal beamforming design under distributed information constraints. In particular, we compare the performance of the proposed algorithm for computing an optimal solution to Problem (14) under a distributed information constraint against the following state-of-the-art techniques:

1) *Long-term power control with fixed beamforming design:* Similarly to the centralized information case, we use the normalized fixed-point iterations in Section II-B as in [17], or the closed-form expression in [46], to solve

$$\begin{aligned} & \underset{\mathbf{p} \in \mathbb{R}_+^K}{\text{maximize}} && \min_{k \in \mathcal{K}} \text{SINR}_k(\bar{\mathbf{v}}_k, \mathbf{p}) \\ & \text{subject to} && \|\mathbf{p}\|_\infty \leq P, \end{aligned}$$

where $\bar{\mathbf{v}}_k$ denotes a fixed beamforming design for each user $k \in \mathcal{K}$ satisfying the distributed information constraints. We choose the optimal solution to (16) for $\mathbf{p} = \mathbf{1}P$, i.e., we choose the local team MMSE solution (19) assuming full power transmission.

2) *Long-term joint power control and LSFD design:* Following the approach in [20], we solve

$$\begin{aligned} & \underset{\substack{\mathbf{p} \in \mathbb{R}_+^K \\ \mathbf{a}_1, \dots, \mathbf{a}_K \in \mathbb{C}^L}}{\text{maximize}} && \min_{k \in \mathcal{K}} \text{SINR}_k(\text{diag}(a_{1,k} \mathbf{I}_N, \dots, a_{L,k} \mathbf{I}_N) \bar{\mathbf{v}}_k, \mathbf{p}) \\ & \text{subject to} && \|\mathbf{p}\|_\infty \leq P, \end{aligned}$$

where $\bar{\mathbf{v}}_k$ denotes a fixed beamforming design for each user $k \in \mathcal{K}$, and \mathbf{a}_k denotes the corresponding LSFD coefficients as defined in [17]. As in [20], we choose maximum ratio combining (MRC) $\bar{\mathbf{v}}_k = \hat{\mathbf{h}}_k$. Under this choice of beamformers, [20] proves that the above problem can be solved via a block coordinate ascent algorithm, where the LSFD coefficients are updated in closed-form by maximizing a Rayleigh quotient, and where the power control vector is updated by solving a long-term power control problem with fixed beamforming design. However, we remark that the normalized fixed-point iterations in Section II-B can also be used to solve the above problem as well as more general versions not limited to MRC.

Figure 4b reports the performance of the considered methods for distributed cell-free networks. Similarly to Figure 4a, we observe that joint power control and beamforming design may provide non-negligible gains with respect to power control only, although the gap appears to be smaller than in the centralized case. Furthermore, we notice that beamforming design is clearly the main limiting factor, since considering optimal LSFD design seems not sufficient to recover the large performance loss of MRC with respect to the local team MMSE scheme in (19).

V. CONCLUSION AND FUTURE DIRECTIONS

This study demonstrates the applicability of the axiomatic power control framework in [6] [7] to challenging (infinite dimensional) long-term versions of the classical joint power control and beamforming problems (1) and (2), yielding novel optimal algorithms with favorable properties for modern large-scale MIMO systems.

Due to the generality of our approach, the proposed algorithms could be extended in future works to more involved problems, e.g., by incorporating optimal user association as in [12], [13] or innovative information constraints as in [24], [43], [45]. Furthermore, another interesting line of research is to use the results in this study to revisit available studies on the performance of future-generation wireless networks

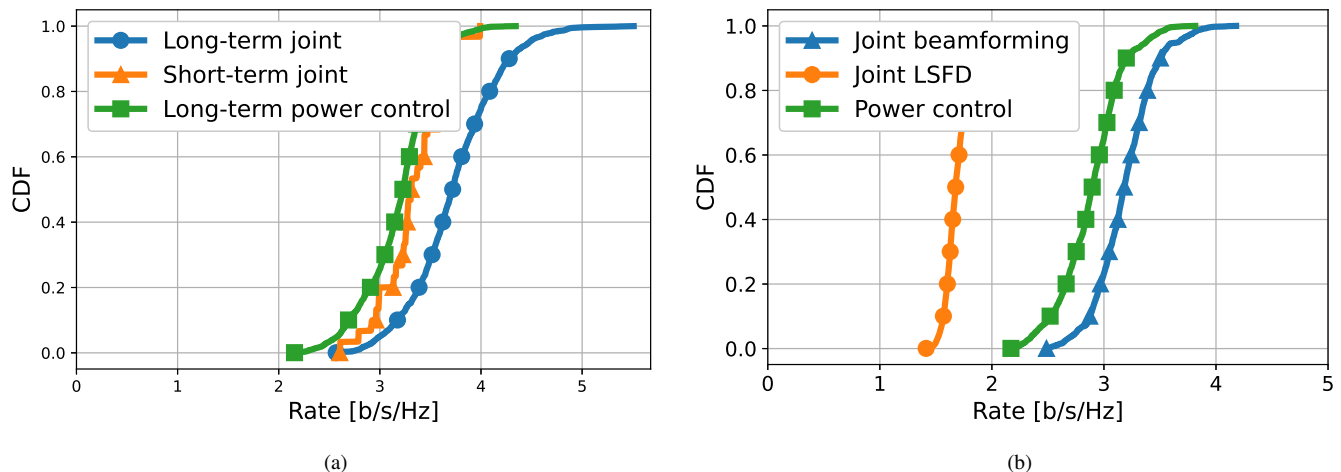


Fig. 4. Empirical CDF of the ergodic rates (21) achieved by the proposed solution to Problem (14) and by the competing techniques described in Section IV-E and Section IV-F for the case of (a) centralized; and (b) distributed combining.

without resorting to heuristics. Finally, a point left open by this study is the evaluation of the convergence properties of alternative methods for the max-min fair criterion based on block-coordinate ascent similar to [2] and [20]. In fact, Proposition 6 readily enables the derivation of a novel block-coordinate ascent algorithm for (14). However, despite some promising experimental evidence [26], establishing its optimality may be non-trivial, since the arguments in [2] and [20] seem not directly applicable.

REFERENCES

- [1] F. Rashid-Farrokhi, L. Tassiulas, and K.J. Ray Liu, "Joint optimal power control and beamforming in wireless networks using antenna arrays," *IEEE Trans. Commun.*, vol. 46, no. 10, pp. 1313–1324, Oct. 1998.
- [2] M. Schubert and H. Boche, "Solution of the multiuser downlink beamforming problem with individual SINR constraints," *IEEE Trans. Veh. Technol.*, vol. 53, no. 1, pp. 18–28, Jan. 2004.
- [3] A. Wiesel, Y.C. Eldar, and S. Shamai, "Linear precoding via conic optimization for fixed MIMO receivers," *IEEE Trans. Signal Processing*, vol. 54, no. 1, pp. 161–176, Jan. 2006.
- [4] W. Yu and T. Lan, "Transmitter optimization for the multi-antenna downlink with per-antenna power constraints," *IEEE Trans. Signal Processing*, vol. 55, no. 6, pp. 2646–2660, June 2007.
- [5] D. W. H. Cai, T. Q. S. Quek, and C. W. Tan, "A unified analysis of max-min weighted SINR for MIMO downlink system," *IEEE Trans. Signal Processing*, vol. 59, no. 8, pp. 3850–3862, Aug. 2011.
- [6] R. D. Yates, "A framework for uplink power control in cellular radio systems," *IEEE J. Select. Areas Commun.*, vol. 13, no. 7, pp. 1341–1348, Sept. 1995.
- [7] C. J. Nuzman, "Contraction approach to power control, with non-monotonic applications," in *Proc. IEEE Global Conf. Communications (GLOBECOM)*, IEEE, 2007, pp. 5283–5287.
- [8] M. Schubert and H. Boche, *Interference calculus: A general framework for interference management and network utility optimization*, vol. 7, Springer Science & Business Media, 2011.
- [9] R. L. G. Cavalcante, Y. Shen, and S. Stańczak, "Elementary properties of positive concave mappings with applications to network planning and optimization," *IEEE Trans. Signal Processing*, vol. 64, no. 7, pp. 1774–1873, April 2016.
- [10] R. L. G. Cavalcante, Q. Liao, and S. Stańczak, "Connections between spectral properties of asymptotic mappings and solutions to wireless network problems," *IEEE Trans. Signal Processing*, vol. 67, no. 10, pp. 2747–2760, Oct. 2019.
- [11] D. W. H. Cai, T. Q. S. Quek, C. W. Tan, and S. H. Low, "Max-min SINR coordinated multipoint downlink transmission—duality and algorithms," *IEEE Trans. Signal Processing*, vol. 60, no. 10, pp. 5384–5395, Oct. 2012.
- [12] M. Schubert, R. Bohnke, and W. Xu, "Multi-connectivity beamforming for enhanced reliability and massive access," in *European Conf. on Networks and Communications (EUCNC)*, 2019.
- [13] W. Liu, R. Sun, and Z.-Q. Luo, "Globally optimal joint uplink base station association and beamforming," *IEEE Trans. Commun.*, vol. 67, no. 9, pp. 6456–6467, Sept. 2019.
- [14] T. L. Marzetta, E. G. Larsson, H. Yang, and H. Q. Ngo, *Fundamentals of massive MIMO*, Cambridge University Press, 2016.
- [15] E. Björnson, J. Hoydis, and L. Sanguinetti, "Massive MIMO networks: Spectral, energy, and hardware efficiency," *Foundations and Trends® in Signal Processing*, vol. 11, no. 3-4, pp. 154–655, 2017.
- [16] H. Q. Ngo, A. Ashikhmin, H. Yang, E. G. Larsson, and T. L. Marzetta, "Cell-free massive MIMO versus small cells," *IEEE Trans. Wireless Commun.*, vol. 16, no. 3, pp. 1834–1850, Mar. 2017.
- [17] Ö. T. Demir, E. Björnson, and L. Sanguinetti, "Foundations of user-centric cell-free massive MIMO," *Foundations and Trends in Signal Processing*, vol. 14, pp. 162–472, 2021.
- [18] Z. Wang, J. Zhang, H. Du, W. E. I. Sha, B. Ai, D. Niyato, and M. Debbah, "Extremely large-scale MIMO: Fundamentals, challenges, solutions, and future directions," *IEEE Wireless Commun.*, pp. 1–9, 2023.
- [19] E. Nayeibi, A. Ashikhmin, T. L. Marzetta, H. Yang, and B. D. Rao, "Precoding and power optimization in cell-free massive MIMO systems," *IEEE Trans. Wireless Commun.*, vol. 16, no. 7, pp. 4445–4459, July 2017.
- [20] M. Bashar, K. Cumanan, A. G. Burr, M. Debbah, and H. Q. Ngo, "On the uplink max-min SINR of cell-free massive MIMO systems," *IEEE Trans. Wireless Commun.*, vol. 18, no. 4, pp. 2021–2036, Apr. 2019.
- [21] E. Björnson and L. Sanguinetti, "Making cell-free massive MIMO competitive with MMSE processing and centralized implementation," *IEEE Trans. Wireless Commun.*, vol. 19, no. 1, pp. 77–90, 2019.
- [22] L. Du, L. Li, H. Q. Ngo, T. C. Mai, and M. Matthaiou, "Cell-free massive MIMO: Joint maximum-ratio and zero-forcing precoder with power control," *IEEE Trans. Commun.*, vol. 69, no. 6, pp. 3741–3756, June 2021.
- [23] G. Interdonato, H. Q. Ngo, and E. G. Larsson, "Enhanced normalized conjugate beamforming for cell-free massive MIMO," *IEEE Trans. Commun.*, vol. 69, no. 5, pp. 2863–2877, May 2021.
- [24] L. Miretti, E. Björnson, and D. Gesbert, "Team MMSE precoding with applications to cell-free massive MIMO," *IEEE Trans. Wireless Commun.*, vol. 21, no. 8, pp. 6242–6255, Aug. 2022.
- [25] S. Buzzi, C. D'Andrea, A. Zappone, and C. D'Elia, "User-centric 5G cellular networks: Resource allocation and comparison with the cell-free massive MIMO approach," *IEEE Trans. Wireless Commun.*, vol. 19, no. 2, pp. 1250–1264, Feb. 2020.
- [26] L. Miretti, R. L. G. Cavalcante, and S. Stańczak, "Joint optimal beamforming and power control in cell-free massive mimo," in *Proc. IEEE Global Conf. Communications (GLOBECOM)*, 2022, pp. 770–775.
- [27] G. Caire, "On the ergodic rate lower bounds with applications to massive MIMO," *IEEE Trans. Wireless Commun.*, vol. 17, no. 5, pp. 3258–3268, May 2018.

- [28] F. Götsch, N. Osawa, T. Ohseki, K. Yamazaki, and G. Caire, "Subspace-based pilot decontamination in user-centric scalable cell-free wireless networks," *IEEE Trans. Wireless Commun.*, vol. 22, no. 6, pp. 4117–4131, June 2023.
- [29] R. L. G. Cavalcante and S. Stańczak, "Fundamental properties of solutions to utility maximization problems," in *arXiv:1610.01988*, 2016.
- [30] B. Lemmens and R. Nussbaum, *Nonlinear Perron-Frobenius Theory*, Cambridge Univ. Press, 2012.
- [31] T. Piotrowski and R. L. G. Cavalcante, "The fixed point iteration of positive concave mappings converges geometrically if a fixed point exists: Implications to wireless systems," *IEEE Trans. Signal Processing*, vol. 70, pp. 4697–4710, Sept. 2022.
- [32] R. L. G. Cavalcante, L. Miretti, and S. Stańczak, "Characterization of the weak pareto boundary of resource allocation problems in wireless networks—implications to cell-less systems," in *Proc. IEEE Int. Conf. Communications (ICC)*, 2023.
- [33] U. Krause, *Positive dynamical systems in discrete time: theory, models, and applications*, vol. 62, Walter de Gruyter GmbH & Co KG, 2015.
- [34] H. R. Feyzmahdavian, M. Johansson, and T. Charalambous, "Contractive interference functions and rates of convergence of distributed power control laws," *IEEE Trans. Wireless Commun.*, vol. 11, no. 12, pp. 4494–4502, 2012.
- [35] R. L. G. Cavalcante and S. Stańczak, "Spectral radii of asymptotic mappings and the convergence speed of the standard fixed point algorithm," in *2018 IEEE International Conference on Acoustics, Speech and Signal Processing (ICASSP)*. IEEE, 2018, pp. 4509–4513.
- [36] R. L. G. Cavalcante, Y. Shen, and S. Stańczak, "Elementary properties of positive concave mappings with applications to network planning and optimization," *IEEE Transactions on Signal Processing*, vol. 64, no. 7, pp. 1774–1783, Apr. 2016.
- [37] H. Boche and M. Schubert, "Concave and convex interference functions – general characterizations and applications," *IEEE Trans. Signal Processing*, vol. 56, no. 10, pp. 4951–4965, Oct. 2008.
- [38] C. W. Tan, "Wireless network optimization by perron-frobenius theory," in *2014 48th Annual Conference on Information Sciences and Systems (CISS)*. IEEE, 2014, pp. 1–6.
- [39] L. Zheng, Y.-W. P. Hong, C. W. Tan, C.-L. Hsieh, and C.-H. Lee, "Wireless max–min utility fairness with general monotonic constraints by Perron–Frobenius theory," *IEEE Trans. Inform. Theory*, vol. 62, no. 12, pp. 7283–7298, Dec. 2016.
- [40] C. W. Tan et al., "Wireless network optimization by perron-frobenius theory," *Foundations and Trends® in Networking*, vol. 9, no. 2-3, pp. 107–218, 2015.
- [41] U. Krause, "Perron's stability theorem for non-linear mappings," *Journal of Mathematical Economics*, vol. 15, no. 3, pp. 275–282, 1986.
- [42] S. Yüksel and T. Başar, *Stochastic networked control systems: Stabilization and optimization under information constraints*, Springer Science & Business Media, 2013.
- [43] L. Miretti, E. Björnson, and D. Gesbert, "Team precoding towards scalable cell-free massive MIMO networks," *2021 55th Asilomar Conference on Signals, Systems, and Computers*, 2021.
- [44] L. Miretti, R. L. G. Cavalcante, E. Björnson, and S. Stańczak, "UL-DL duality for cell-free massive MIMO with per-AP power and information constraints," *arXiv:2301.06520*, 2023.
- [45] L. Miretti and S. Stańczak, "Unlocking the potential of local CSI in cell-free networks with channel aging and fronthaul delays," submitted to IEEE ICC 2024.
- [46] L. Miretti, R. L. G. Cavalcante, S. Stańczak, M. Schubert, R. Bönke, and X. Wen, "Closed-form max-min power control for some cellular and cell-free massive mimo networks," in *2022 IEEE 95th Vehicular Technology Conference: (VTC2022-Spring)*, 2022, pp. 1–7.