

The origins of unpredictability in life trajectory prediction tasks*

Ian Lundberg^a Rachel Brown-Weinstock^b Susan Clampet-Lundquist^c
 Sarah Pachman^d Timothy J. Nelson^b Vicki Yang^b
 Kathryn Edin^b Matthew J. Salganik^{bde}

October 20, 2023

Working paper. Comments welcome.

Abstract

Why are life trajectories difficult to predict? We investigated this question through in-depth qualitative interviews with 40 families sampled from a multi-decade longitudinal study. Our sampling and interviewing process were informed by the earlier efforts of hundreds of researchers to predict life outcomes for participants in this study. The qualitative evidence we uncovered in these interviews combined with a well-known mathematical decomposition of prediction error helps us identify some origins of unpredictability and create a new conceptual framework. Our specific evidence and our more general framework suggest that unpredictability should be expected in many life trajectory prediction tasks, even in the presence of complex algorithms and large datasets. Our work also provides a foundation for future empirical and theoretical work on unpredictability in human lives.

*We thank the Fragile Families Challenge Board of Advisors for guidance. This study was supported by the Overdeck Education Research Innovation Fund, Russell Sage Foundation, NSF (1760052), and NICHD (P2-CHD047879). Funding for FFCWS was provided by the NICHD (R01-HD36916, R01-HD39135, R01-HD40421) and a consortium of private foundations, including the Robert Wood Johnson Foundation. For MJS, part of this work was done while he was the Infosys Member at the Institute for Advanced Study. Direct correspondence to Ian Lundberg, ilundberg@cornell.edu.

^aDepartment of Information Science, Cornell University

^bDepartment of Sociology, Princeton University

^cDepartment of Sociology, St. Joseph's University

^dOffice of Population Research, Princeton University

^eCenter for Information Technology Policy, Princeton University

Introduction

Bella was born in a large American city around the year 2000.¹ Bella’s family was not wealthy by any means, but both of her parents graduated from high school, they were married soon after she was born, and both had stable employment. Bella’s mom described Bella’s childhood this way: “She was nice and friendly, you know, just went to school and played and that was pretty much it.” But by the time Bella turned 15, things looked very different. She was getting in fights at school and struggling in class. Eventually she dropped out of high school. Could Bella’s transition from a happy childhood to struggling adolescence have been predicted?

Questions like this about the predictability of human outcomes have been the subject of research and speculation at least since Cicero published *On Divination* in 44 BCE (Van Creveld, 2020). Although these questions usually seem intractable, in Bella’s case we can be unusually confident in our answer. Bella was part of a multi-decade longitudinal social science study that collected detailed information about the life trajectories of thousands of families (Reichman et al., 2001). Then, hundreds of researchers used these data to create algorithms that attempted to accurately predict life outcomes (Salganik et al., 2020). Of all the algorithms trained on this rich dataset, the very best algorithm was not very accurate for Bella or overall.

The goal of predicting someone’s future might seem more rooted in science fiction than science, but life trajectory predictions are actually quite common: doctors predict the trajectory of patients, social workers predict the risk of mistreatment of children, landlords predict whether potential tenants will pay their rent, firms predict the productivity of potential employees, banks predict the creditworthiness of potential borrowers, and judges predict the likelihood that someone who was arrested will appear at trial.

While humans have historically carried out life trajectory predictions unaided, there is increasing interest in making life trajectory predictions using complex algorithms trained on large datasets. For example, Kleinberg et al. (2018) estimate that replacing judges with a machine learning model for decisions about bail could result in 40% fewer people being subjected to pre-trial detention with no increase in crime and with a decrease in racial disparities. There are appropriate concerns about the fairness, accountability, transparency, ethics, and utility of these algorithms (Barocas et al.,

¹All names in this paper are pseudonyms.

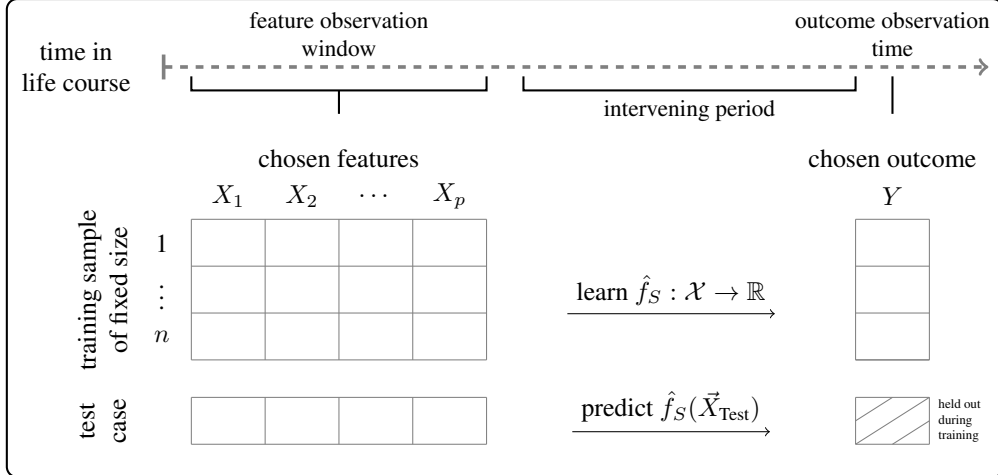


Fig. 1. Life trajectory prediction task. In the task we studied, the feature observation window is from the child’s birth to age 9. The outcome observation time is age 15. The chosen features are 12,942 survey responses. The chosen outcome is self-reported Grade Point Average (GPA), which ranges from 1.00 (worst) to 4.00 (best).

2019; Chouldechova, 2017; Mitchell et al., 2021; Wang et al., 2023), as well as cautious optimism that carefully designed algorithms might improve decisions and, by extension, well-being (Kleinberg et al., 2018, 2015).

Despite the fact that life trajectory predictions are common and often involved in high-stakes decisions, they have not been the focus of research about the life course (for a few exceptions, see Liou et al. 2023). This limited attention means that there is little scientific foundation for understanding the accuracy—and critically the inaccuracy—of these predictions. Nor is there an understanding of the fundamental processes that determine the predictability of life trajectories, and whether these might be overcome with more data, better algorithms, and improved theory.

This paper reports the results of qualitative interviews with many people like Bella and her mother. Because these interviews were sampled from a multi-decade longitudinal study in which hundreds of researchers built predictive algorithms, they offer an empirical approach to discovering the origins of unpredictability of life trajectory predictions. From these interviews, we inductively developed a conceptual framework based on a well-known mathematical decomposition. The framework, which we illustrate with examples from the interviews, should help decision makers and guide future research.

1 Conceptual Framework

A life trajectory prediction task is defined by three elements (Fig 1). The first element is a set of features (predictor variables) measured about a person. We refer to the time when features are measured as the feature observation window. In the task we studied, the features are a specific set of childhood experiences measured from birth to age 9. The second element of a life trajectory prediction task is an outcome variable, which we require to be measured at some point after the feature observation window. In the task we studied, the outcome is a particular measure of school performance at age 15. Between the feature observation window and outcome measurement is an intervening period, such as the 6 years between age 9 and 15. We refer to the length of the intervening period as the time horizon. The third element of life trajectory prediction task is the process that produces a training sample; this element includes both the sampling method and the sample size. An example is a simple random sample of a given size from a particular population.

Once a life trajectory prediction task is defined, people attempt the task using a learning approach: any procedure to create an algorithm that takes feature values as inputs and returns a predicted outcome. We conceptualize the learning approach broadly. A learning approach can be the process by which a human manually considers the observed data and draws on expertise to create a prediction rule. A learning approach can also be a machine learning procedure that automatically discovers a mapping from features to outcomes. A learning approach might combine human-driven and data-driven strategies.

In this paper, we measure performance by mean squared out-of-sample prediction error. Mathematically, let (\vec{X}, Y) denote the feature vector and outcome for a random unit from the population, and let \hat{f}_S denote a prediction function learned in the training sample S . Out-of-sample mean squared error is an estimate of expected squared error $E((\hat{f}_S(\vec{X}) - Y)^2)$ with expectation taken over an infinite population and over randomness in the training sample S . Future research could generalize our results to other performance metrics.

Each life trajectory prediction task can also be interpreted as an estimation task. For each person with feature vector value \vec{x} , consider the set of people who are observationally identical: the people who share this feature vector value. These people are identical from the perspective of an algorithm making predictions using these features, so their predicted values will be the




Fig. 2. Origins of unpredictability: Irreducible error and learning error. See also Berk (2008) Fig. 1.6. Each dot represents a person; people who share a single value on the predictor have many outcomes (each vertical set of dots). This type of error is fixed by the task definition, so we call it *irreducible error*. Second, the estimated prediction function (regression line) is not equal to the true conditional expectation in each subgroup defined by X . The prediction is wrong in this case because the true relationship is not linear, but it could also be wrong due to sampling variability or bias. Because this component relates to the learning procedure, we call it *learning error*.

same. The predicted value that would minimize expected squared error is the population average outcome within the group, $E(Y \mid \vec{X} = \vec{x})$. A prediction task with expected squared error loss is thus equivalent to an estimation task: estimate within-group mean outcomes. The estimation perspective clarifies that each individual prediction is inaccurate to the degree that one or both of the following is true: (1) the individual outcome is far from the within-group mean, and (2) the predicted value is far from the within-group mean (Fig 2).

These two origins of unpredictability correspond formally to two components in a well-known mathematical, additive decomposition of expected squared error. The first component is the average within-group variance in individuals' outcomes. Because within-group variance is fixed by the features and outcome and does not involve the predicted values, we refer to this component as *irreducible error*. Irreducible error cannot be reduced by a new machine learning procedure; the only way it can be decreased is by changing the task. The second component of prediction error is the average squared difference between the estimated and true within-group mean outcomes.

Because this component corresponds to errors in the learned prediction, we refer to this component as *learning error*. Irreducible error and learning error additively comprise expected squared error (Eq 1 and Appendix Section S4) (Hastie et al., 2009).

$$\underbrace{\mathbb{E} \left(\left[Y - \hat{f}_S(\vec{X}) \right]^2 \right)}_{\substack{\text{Prediction Error} \\ \text{Expected squared} \\ \text{prediction error}}} = \underbrace{\mathbb{E} \left(\text{V} \left[Y \mid \vec{X} \right] \right)}_{\substack{\text{Irreducible Error} \\ \text{Outcome variance} \\ \text{given predictors}}} + \underbrace{\mathbb{E} \left(\left[\hat{f}_S(\vec{X}) - \mathbb{E} \left(Y \mid \vec{X} \right) \right]^2 \right)}_{\substack{\text{Learning Error} \\ \text{Expected squared error} \\ \text{for the conditional mean}}} \quad (1)$$

Some researchers further decompose learning error into model approximation and estimation error (Berk, 2008). Others further decompose learning error into bias and variance (Hastie et al., 2009). We focus on irreducible and learning error because these two components have conceptually distinct sources: irreducible error is a function of the task only, whereas learning error is a function of both the task and the learning approach (Fig 3). We conceptualize the learning approach to include all decisions made by the researchers when going from the raw data to the final predictions. Our conceptual framework applies to any prediction function \hat{f}_S no matter how it is created: any kind of statistical learning, human expertise, or combination of the two.

		Impacts Irreducible Error?	Impacts Learning Error?
Definition of Task	Outcome	Yes	Yes
	Features	Yes	Yes
	Number of training cases	No	Yes
Approach to Task	Learning approach	No	Yes

Fig. 3. Inputs to irreducible error and learning error.

2 Data

We took a mixed-methods approach (Small, 2011) to discover the sources of irreducible and learning error in one life trajectory prediction task. Our team of 16 researchers conducted 114 semi-structured, qualitative interviews with 73 respondents in 40 families.

Every family we interviewed was part of the Future of Families and Child Wellbeing Study (FFCWS; formerly the Fragile Families and Child Wellbeing Study), a longitudinal study tracking the lives of thousands of families who gave birth around the year 2000 in 20 large U.S. cities (Reichman et al., 2001). Researchers collected survey data in five waves from the birth of the child through age 9, and then again in a sixth wave when children were 15 years old. The study gathered data from many respondents (child, child’s parents, primary caregiver, teacher, etc.) on many different topics (material resources such as income, social factors such as parents’ relationship, school characteristics, perceptions of the residential neighborhood, etc., Appendix, Fig. S3). Data also include psychometric testing of the child’s cognitive development. Because of their depth, breadth, and quality, the FFCWS data have been used in more than 1,000 published papers (Future of Families and Child Wellbeing Study, 2023).

To select a sample of families from FFCWS that would be especially informative about the origins of unpredictability, we drew on the results of the Fragile Families Challenge (Salganik et al., 2020). The Challenge was a scientific mass collaboration in which hundreds of researchers attempted to use the FFCWS data for six life trajectory prediction tasks. We focus on one of these tasks, in which researchers attempted to predict each child’s average of self-reported grades in four subjects: English, history, math, and science. We refer to this outcome as grade point average (GPA), which can range from 1.00 (worst) to 4.00 (best). The 12,942 features were collected in the FFCWS from the birth of the child through age 9, including features such as family income, parental relationship status, and teacher reports of child behavior and school performance. The training set was 2,121 cases for which participants had access to the GPA at age 15. The task thus involved predictions over a six-year time horizon, from age 9 to age 15. Performance was evaluated on a holdout set of new observations by R^2_{Holdout} , which rescales out-of-sample mean squared error so that a score of zero corresponds to predicting the mean of the training data and a score of one corresponds to perfect prediction. Despite using a rich dataset, a variety of theoretical approaches,

and state-of-the-art machine learning, no researchers were able to make very accurate predictions: the best R^2_{Holdout} when predicting GPA was 0.19 (Salganik et al., 2020, 2019). Predictability was also low for the other five prediction tasks with other outcomes.

The most accurate algorithm from the Challenge (Rigobon et al., 2019) provides a useful approximation for the best possible predictions for this task, given the expertise—substantive and methodological—available at that time. As such, children’s outcomes that are not well-predicted by this algorithm may be particularly informative about the origins of unpredictability in this task. Therefore, we oversampled children whose GPAs were much higher than predicted and much lower than predicted. To avoid concerns about overfitting, we limited the sampling frame to children who were not in the training set. To capture the full distribution of predicted values, we stratified the sampling frame into terciles based on predicted GPA and conducted our sampling within terciles. To reduce the risk of misinterpreting the experiences of outliers, we also sampled a set of children whose actual and predicted GPA were similar. To increase our chance of observing structural forces that might be invisible to participants, we sampled children born in three different cities. Finally, to reduce the risk of motivated measurement, the primary interviewer for each case was not told the predicted and realized GPA. For additional information about the sampling and interview procedure, see Materials and Methods and Appendix, Sections S2 and S3. This design—which combines ideas from the qualitative and quantitative research traditions—was created to be informative about the origins of unpredictability.

3 Results: Origins of Unpredictability

3.1 Sources of Irreducible Error

To the degree that observationally identical children have different outcomes, there exists irreducible error (Fig 2). Here we focus on three non-exhaustive sources of irreducible error: unmeasurable features that occur after the feature observation window, unmeasured features that could have been measured because they occur during the intervening period, and imperfectly measured features (Fig. 4). These three sources helped us organize many of the issues we learned about in our in-depth interviews, and we suspect that they will apply to some degree to any life trajectory prediction task.

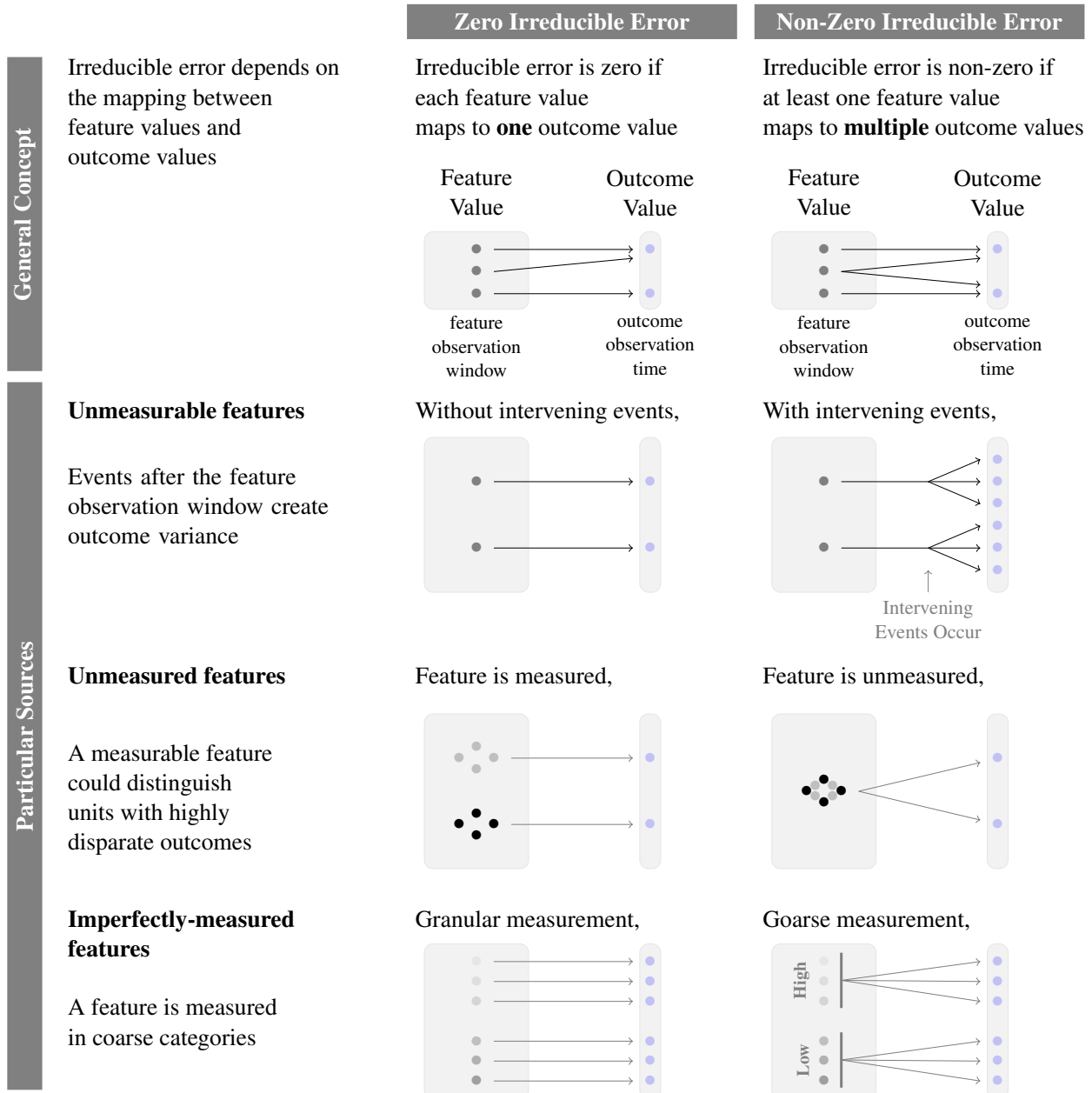


Fig. 4. Sources of irreducible error.

3.1.1 Unmeasurable features: Consequential intervening events

In a life trajectory prediction, time elapses between measurement of predictors and realization of an outcome. Events in the intervening period of time cannot be measured and can create irreducible error. A consequential intervening event can upend a life trajectory in a long-lasting way, as when Bella’s father died and her academic trajectory was thrown off course. A consequential event can also be more fleeting. Charles attended an online charter school and mostly performed well, working in the family dining room upstairs under parental supervision. But in the specific term for which GPA was measured, he attended school from the basement, where he often played online video games. That semester, Charles reported a 1.75 GPA, much lower than the predicted value of 3.15. Subsequently, his mother realized what was happening and said “no more downstairs.” His grades recovered: “Ninth grade, I did terrible, then all the other years, I did As.” For both Charles and Bella, an event occurred after all predictors were measured: Bella’s father died, and Charles moved to school in the basement. These events may have caused their outcomes to differ from others who shared their feature sets. Yet the relevant events could not have been measured: they occurred during the period between predictors and outcomes. Consequential intervening events are an important source of irreducible error, particularly for life trajectory prediction tasks with long time horizons like that from age 9 to age 15.

3.1.2 Unmeasured features

Some features existed and could have been measured during the feature observation window, yet they are unmeasured. Features may be unmeasured for good reason, such as a survey designer facing a budget constraint. Yet unmeasured features can create irreducible error to the degree that they are independent of the measured predictors and relevant to the outcomes of many cases. Our qualitative interviews did not reveal a small set of additional predictors that we think would have greatly improved predictive performance. This is perhaps unsurprising—the FFCWS data included thousands of predictors collected with guidance from sociologists, psychologists, economists, and social work scholars. Yet, we did find examples of unmeasured predictors that seemed to be important in specific cases.

For example, Lola’s social network was particularly important. While her mother engaged in

dangerous illegal activities, Lola got ready for school each day in the care of an elderly neighbor. Lola’s grandparents provided health insurance and an address to enroll her in a better school, and ultimately remodeled their basement so that Lola and her mother could move in. In recent years, her mother was stably employed by an aunt in a family business. Perhaps if Lola’s network had been measured, an algorithm could have better anticipated her 3.75 GPA, which outpaced the predicted value of 3.04.

3.1.3 Imperfectly-measured features

Sometimes a feature was measured during the feature observation window, but it was measured imperfectly. This imperfect measurement can create irreducible error. When considering imperfect measurements, researchers often focus on respondent misreporting (Biemer et al., 1991), but it can come from many other sources as well. For example, imperfect measurement can also arise from limitations inherent to survey research when a continuous construct may be measured in coarsened categories.

For example, respondents at age 9 answered a question “How close do you feel to your mom?” with four response options from “extremely close” to “not very close.” Hennessey chose “not very close.” Her actual GPA of 1.25 was far below the predicted value of 2.71. One explanation for this poor prediction is coarse measurement: she needed an answer choice beyond “not very close.” In our qualitative interview, Hennessey reported that at times when she needed her mother, her mother “blatantly ignored me.” The two bickered and physically fought. Her mother sometimes kicked her out of the house or called the police. When asked directly if her stressful home life impacted her school performance, Hennessey noted that it “affected me a lot.” She recalled a particular incident when her mother told her that “[y]ou better start treating me better, because I might not live that long.” This warning was so frightening that she went to the principal’s office because “I couldn’t even focus in class...I was shaking. That was all I could think about. I was, like, crying in school, and they [school staff] had no idea what was wrong with me.” Ultimately, Hennessey failed 8th grade and reported a low GPA in the FFCWS survey at age 15.

Hennessey’s turbulent relationship with her mother was very consequential in her life, and it was only coarsely captured by the survey data. To a trained model, she appears the same as any other respondent whose relationship with their mother was “not very close,” even though hers

was likely much worse than theirs. Imperfect feature measurement thus made it harder to predict Hennessey’s outcome.

3.2 Sources of Learning Error

Learning error exists to the degree that predicted values $\hat{f}_S(\vec{x})$ are far from the unknown conditional mean $E(Y \mid \vec{X} = \vec{x})$ (Fig 2). Here we focus on what makes learning error high in life trajectory prediction tasks, especially with survey data: these tasks are likely to involve many features with a limited number of cases and limited amounts of expert knowledge. These characteristics together make conditional means difficult to estimate.

Life trajectories are the consequence of many inputs. For this reason, tasks are likely to involve many features. Our case study task involved 12,942 features selected by domain experts for their relevance to the life course. Even if each feature were binary, the number of possible feature vectors would be $2^{12,942}$, substantially more than the number of atoms in the universe.² The impossibility of learning in such a space might suggest that tasks should be defined with fewer features. But concerns about irreducible error point the opposite direction: our interviews suggest that accurate prediction might actually require even more features. For example, one child told us about a wealthy out-of-state family who mentored him since they were connected through a program for urban youth when he was in middle school. Another told us about a landlord who took an interest in his family (the tenants) and voluntarily built a home gym in the basement so the youth could follow his passion for fitness. If we wanted irreducible error to be closer to zero, we might choose life trajectory prediction tasks with an even bigger number of features.

When there are many features, however, learning is possible only with a vast number of cases and / or a vast amount of expert knowledge outside of the data. The number of cases is limited by practical constraints; the costs of following people over time imply that longitudinal surveys typically involve only a few thousand people at most. In the absence of a vast number of cases, one could lean on expert knowledge. Perhaps an expert could somehow specify a small number of features—either in the original data or derived from the original data—that allow for accurate predictions? We see no evidence that such expert knowledge currently exists about the life course,

²This claim assumes about 10^{80} protons in the universe (Barrow, 2002, p. 85), and there are fewer atoms than protons.

and it is unclear whether it will ever exist.

Machine learning may seem to offer a way out: perhaps an expert could narrow the class of possible models so that the data could then choose the best among the candidates. Suppose an expert narrows the feature space from 12,942 to 1,000 features, and argues for a linear model with interactions involving no more than two variables at a time. But then there are 1,000 main effects and $(1,000 \text{ choose } 2)$ interaction terms for machine learning to choose among: a total of 500,500 parameters. It is unreasonable to expect machine learning to magically find that many of these parameters are truly zero and also estimate the non-zero ones precisely. Machine learning is certainly a step forward; it might yield a sparse approximation that is better than what an expert would produce alone. But the magnitude of learning error may still be high in an absolute sense.

4 Discussion

This paper defined life trajectory prediction tasks and developed conceptual arguments that predictability will generally be low for these tasks because of two important origins: irreducible error and learning error. We conclude by speculating about generalization to other life trajectory prediction tasks and discussing implications for policy and for science.

4.1 Generalizing to Other Life Trajectory Prediction Tasks

Researchers may believe that high prediction error has an easy answer: more data! Unfortunately, the relationship between more data and prediction error is complex. More data could mean three different things—more cases, more predictors, or both—each with different implications for irreducible and learning error (Fig. 5).

With more cases, learning error would be smaller but irreducible error would be unchanged. With more features, irreducible error would be smaller but learning error might increase because the number of unique feature values would grow exponentially with the number of features (the curse of dimensionality, Hastie et al. 2009). With more cases and more features, prediction error might decrease or increase: irreducible error might decrease, but learning error might increase to the degree that the number of added cases is insufficient to learn accurately about the added features. In the extreme, there are deep questions about predictability in a world with infinite features (Li

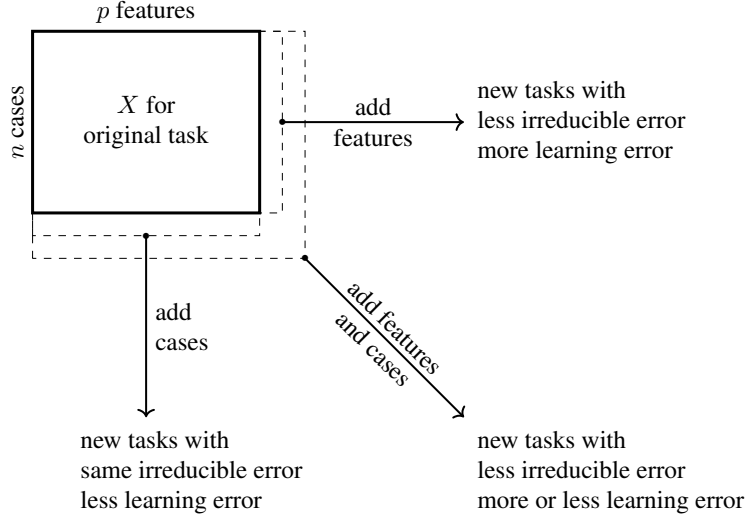


Fig. 5. Generalizing to other life trajectory prediction tasks.

and Meng, 2021). In practice, cost constraints limit the number of features and cases when life trajectory predictions are made with longitudinal survey data. Digital and administrative data held by companies and governments may offer qualitatively more cases and features. However, the features measured in digital and administrative data may be less useful for prediction than those measured in surveys (Bjerre-Nielsen et al., 2021; Salganik, 2018).

Because we study only one task, we cannot draw firm conclusions about predictability in general. Yet our general conceptual framework and particular evidence leads us to speculate that for life trajectory prediction tasks using longitudinal survey data, low levels of predictability will be the norm. The inputs that create irreducible and learning error in our setting are likely to exist in many life trajectory prediction tasks. Two classes of tasks that might deviate from this pattern are: 1) tasks for which a natural low-dimensional representation maps predictors to outcomes, such as when a lagged outcome is a good predictor of that outcome in the future and 2) tasks for which the time horizon is very short (e.g. one day). However, we think that natural low-dimensional representations and short time horizons are the exception rather than the norm for life trajectory prediction tasks of interest in policy and science. Ultimately, our speculation requires empirical verification, refutation, and refinement. The strongest evidence will come from predictions pre-registered before the outcomes have taken place (e.g., Hegre et al. 2021) or from projects using the common task method (e.g., Salganik et al. 2020).

4.2 Implications for policy and for science

Much of the excitement about prediction for policy may stem from a belief that big data and machine learning magically lead to accurate predictions. We show instead that for life trajectory prediction tasks, there are deep reasons to expect unpredictability. Therefore, decision makers should re-orient their expectations and anticipate that life trajectory predictions—generated by humans or by algorithms—may be inaccurate. Further, decision makers should recognize that in many practical situations accurate prediction is a means to an end, not an end in itself (Liu et al., 2023). In these cases, decision makers should focus less on accuracy and more on impact: the extent to which decisions informed by improved prediction actually lead to better outcomes (Murphy, 1993; Sachs et al., 2020). Unfortunately, the relationship between accuracy and impact can be complex and context dependent (Katz and Murphy, 1987; Murphy, 1993). Impact evaluations for predictive models create important questions at the intersection of prediction, decision theory, and causal inference (Imai et al., 2023; Wang et al., 2023).

For many social scientists, individual-level prediction has not been a goal of research. Instead, a more common goal has been to describe difference between the mean outcome for different groups (e.g., difference in average life expectancy for people in different demographic groups) (Goldthorpe, 2016). Limits to predictability pose no direct threat to a focus on between-group mean variation; group means can be well-estimated even if the outcomes of individuals within each group vary substantially (Smith, 2011; Zhang et al., 2023). But if irreducible error is high, it would suggest an important complementary goal: describing within-group variability (Western and Bloome, 2009). Further, just as researchers currently seek to identify mechanisms that create between-groups differences, one can imagine a parallel search for processes that lead to within-group differences. A pivot from focusing on between-group variability to focusing on within-group variability could be a bridge between existing social science research traditions and research focused on limits to life trajectory prediction.

For researchers focused specifically on measuring and understanding the fundamental limits to predictability for life trajectory prediction tasks, additional empirical and theoretical work is clearly needed and can be guided by the definitions and conceptual framework developed in this paper. Empirically, researchers could quantitatively estimate prediction error for many tasks where one

aspect of the task is systematically varied (e.g., the feature sets, outcomes, sample sizes) (Bjerre-Nielsen et al., 2021; Puterman et al., 2020). These empirical studies would be particularly valuable if they could estimate not just prediction error, but also irreducible error and learning error, which is possible in at least some settings (Fudenberg et al., 2022). Such studies should reveal which elements of a task are most central to prediction, irreducible, and learning error. Further, researchers could develop models that help reveal the social processes that lead of irreducible and learning error (Liou et al., 2023) and models that yield sharp predictability bounds for specific data generating processes (Martin et al., 2016). This empirical and theoretical work on fundamental limits to life trajectory prediction may be informed by research about fundamental limits to prediction in other fields, such as the weather (Alley et al., 2019; Bauer et al., 2015) and in financial markets (Malkiel, 2003). Ultimately, this new research would lead to better frameworks for understanding life trajectories like Bella’s.

5 Materials and Methods

Our interviews were designed to study unpredictability. Each interview traced the life history of the young adult from birth through the time of the interview. The interview guide focused on three periods: 1) the feature observation window of birth to age 9, 2) the intervening period of age 9 to 15, and 3) age 15 to the time of the interview, which was after outcomes were measured. Appendix Section S6 and S7 provide the interview guides. Interviews were conducted in pairs, where only one of the two interviewers was aware of the outcome while conducting the interview. The interviewer who did not know the outcome conducted the interview. The interviewer who was aware of the outcome asked follow-up questions at the end. All interviews were recorded and transcribed. Appendix, Section S3 describes the interview procedure. Data collection was approved by the Princeton University IRB (#10564).

We analyzed each interview inductively. Several members of the team independently answered a series of questions about each case and then met to discuss it. The themes in the paper emerged from these discussions. As themes crystallized, we switched to a format where a single researcher would write a case summary, other researchers would read the case summary and interview, and then we would meet to discuss and finalize the summary.

References

- Alley, R. B., Emanuel, K. A., and Zhang, F. (2019). Advances in weather prediction. *Science*, 363(6425):342–344.
- Barocas, S., Hardt, M., and Narayanan, A. (2019). *Fairness and Machine Learning: Limitations and Opportunities*. fairmlbook.org. <http://www.fairmlbook.org>.
- Barrow, J. D. (2002). *The Constants of Nature: The Numbers that Encode the Deepest Secrets of the Universe*. Pantheon.
- Bauer, P., Thorpe, A., and Brunet, G. (2015). The quiet revolution of numerical weather prediction. *Nature*, 525(7567):47–55.
- Berk, R. A. (2008). *Statistical Learning from a Regression Perspective*. Springer.
- Biemer, P. P., Groves, R. M., Lyberg, L. E., Mathiowetz, N. A., and Sudman, S. (1991). *Measurement Errors in Surveys*. John Wiley & Sons.
- Bjerre-Nielsen, A., Kassarnig, V., Lassen, D. D., and Lehmann, S. (2021). Task-specific information outperforms surveillance-style big data in predictive analytics. *Proceedings of the National Academy of Sciences*, 118(14):e2020258118.
- Chouldechova, A. (2017). Fair prediction with disparate impact: A study of bias in recidivism prediction instruments. *Big Data*, 5(2):153–163.
- Fudenberg, D., Kleinberg, J., Liang, A., and Mullainathan, S. (2022). Measuring the completeness of economic models. *Journal of Political Economy*, 130(4):956–990.
- Future of Families and Child Wellbeing Study, . (2023). Future of Families and Child Wellbeing Study Publications Archive. <https://ffcws.princeton.edu/publications>. Accessed 9 Sep 2023.
- Goldthorpe, J. H. (2016). *Sociology as a Population Science*. Cambridge University Press.
- Hastie, T., Tibshirani, R., Friedman, J. H., and Friedman, J. H. (2009). *The Elements of Statistical Learning: Data Mining, Inference, and Prediction*. Springer.
- Hegre, H., Nygård, H. M., and Landsverk, P. (2021). Can we predict armed conflict? How the first 9 years of published forecasts stand up to reality. *International Studies Quarterly*, 65(3):660–668.
- Imai, K., Jiang, Z., Greiner, D. J., Halen, R., and Shin, S. (2023). Experimental evaluation of algorithm-assisted human decision-making: Application to pretrial public safety assessment. *Journal of the Royal Statistical Society Series A: Statistics in Society*, 186(2):167–189.
- Katz, R. W. and Murphy, A. H. (1987). Quality/value relationship for imperfect information in the umbrella problem. *The American Statistician*, 41(3):187–189.
- Kleinberg, J., Lakkaraju, H., Leskovec, J., Ludwig, J., and Mullainathan, S. (2018). Human decisions and machine predictions. *The Quarterly Journal of Economics*, 133(1):237–293.
- Kleinberg, J., Ludwig, J., Mullainathan, S., and Obermeyer, Z. (2015). Prediction policy problems. *American Economic Review*, 105(5):491–495.

- Li, X. and Meng, X.-L. (2021). A multi-resolution theory for approximating infinite-p-zero-n: Transitional inference, individualized predictions, and a world without bias-variance tradeoff. *Journal of the American Statistical Association*, 116(533):353–367.
- Liou, G., Bailey, D., Baldwin, C. R., Duckworth, A., and Tay, L. (2023). Why life outcomes are hard to predict. *PsyArXiv preprint PsyArXiv:7q2rx*.
- Liu, L. T., Barocas, S., Kleinberg, J., and Levy, K. (2023). On the actionability of outcome prediction. *arXiv preprint arXiv:2309.04470*.
- Malkiel, B. G. (2003). The efficient market hypothesis and its critics. *Journal of Economic Perspectives*, 17(1):59–82.
- Martin, T., Hofman, J. M., Sharma, A., Anderson, A., and Watts, D. J. (2016). Exploring limits to prediction in complex social systems. In *Proceedings of the 25th International Conference on World Wide Web*, pages 683–694.
- Mitchell, S., Potash, E., Barocas, S., D’Amour, A., and Lum, K. (2021). Algorithmic fairness: Choices, assumptions, and definitions. *Annual Review of Statistics and Its Application*, 8:141–163.
- Murphy, A. H. (1993). What is a good forecast? An essay on the nature of goodness in weather forecasting. *Weather and Forecasting*, 8(2):281–293.
- Puterman, E., Weiss, J., Hives, B. A., Gemmill, A., Karasek, D., Mendes, W. B., and Rehkopf, D. H. (2020). Predicting mortality from 57 economic, behavioral, social, and psychological factors. *Proceedings of the National Academy of Sciences*, 117(28):16273–16282.
- Reichman, N. E., Teitler, J. O., Garfinkel, I., and McLanahan, S. S. (2001). Fragile Families: Sample and design. *Children and Youth Services Review*, 23(4-5):303–326.
- Rigobon, D. E., Jahani, E., Suhara, Y., AlGhoneim, K., Alghunaim, A., Pentland, A., and Almaa-touq, A. (2019). Winning models for grade point average, grit, and layoff in the Fragile Families Challenge. *Socius*, 5:2378023118820418.
- Sachs, M. C., Sjölander, A., and Gabriel, E. E. (2020). Aim for clinical utility, not just predictive accuracy. *Epidemiology*, 31(3):359.
- Salganik, M. J. (2018). *Bit by Bit: Social Research in the Digital Age*. Princeton University Press.
- Salganik, M. J., Lundberg, I., Kindel, A. T., 108 others, and McLanahan, S. S. (2020). Measuring the predictability of life outcomes with a scientific mass collaboration. *Proceedings of the National Academy of Sciences*, 117(15):8398–8403.
- Salganik, M. J., Lundberg, I., Kindel, A. T., and McLanahan, S. (2019). Introduction to the special collection on the Fragile Families Challenge. *Socius*, 5.
- Small, M. L. (2011). How to conduct a mixed methods study: Recent trends in a rapidly growing literature. *Annual Review of Sociology*, 37:57–86.
- Smith, G. D. (2011). Epidemiology, epigenetics and the ‘gloomy prospect’: embracing randomness in population health research and practice. *International Journal of Epidemiology*, 40(3):537–562.
- Van Creveld, M. (2020). *Seeing Into the Future: A Short History of Prediction*. Reaktion Books.

- Wang, Y., Ma, W., Zhang, M., Liu, Y., and Ma, S. (2023). A survey on the fairness of recommender systems. *ACM Transactions on Information Systems*, 41(3):1–43.
- Western, B. and Bloome, D. (2009). Variance function regressions for studying inequality. *Sociological Methodology*, 39(1):293–326.
- Zhang, S., Heck, P. R., Meyer, M. N., Chabris, C. F., Goldstein, D. G., and Hofman, J. M. (2023). An illusion of predictability in scientific results: Even experts confuse inferential uncertainty and outcome variability. *Proceedings of the National Academy of Sciences*, 120(33):e2302491120.

APPENDIX

S1 Acknowledgments

We thank the following people who served as interviewers in this project: Bobbi Brashear, Rachel Brown-Weinstock, Maria Canals, Kristin Catena, Susan Clampet-Lundquist, Katie Donnelly, Kathryn Edin, Kaitlin Edin-Nelson, Alexis Fraser, Sarah Gold, Ashley Hyman, Ian Lundberg, Stefanie Mavronis, Timothy Nelson, Matthew Salganik, and Vicki Yang.

We thank the following people for feedback on the manuscript: Abdullah Almaatouq, Alyssa Battistoni, Jennie E. Brand, Elizabeth Bruch, Emily Cantrell, Kyla Chasalow, Siwei Cheng, Diag Davenport, Ben Edelman, Sayash Kapoor, Jennifer Lee, Jakob Mokander, Jonathan Murdoch, Daniel Rigobon, Brandon Stewart, Beza Taddess, Keyon Vafa, Akshay Venkatesh, and Haowen Zheng.

S2 Detailed Sample Information

This project is embedded within the Future of Families and Child Wellbeing Study (FFCWS), a probability sample of children born in 1998–2000 in U.S. cities with populations over 200,000. The study is clustered in cities of birth. The Fragile Families Challenge assessed predictability of life outcomes in a subsample of 4,242 children born in 18 U.S. cities. As described by Salganik et al. (2020), half of the sample (2,121 families) were provided to social and data scientists to build predictive models, one-eighth of the sample (530 families) were used to provide instant feedback on the predictive performance of submissions, and three-eighths of the sample (1,591 families) were held out and used to evaluate predictive performance at the end of the Challenge.

S2.1 Sample Selection Process: Selecting Families for Qualitative Interviews

The sample for qualitative interviews was drawn from among the 1,591 families in the holdout set. We focused on the children born in three FFCWS cities who were not missing the outcome variable (Grade Point Average, hereafter GPA) at age 15. Our sampling strategy sought to (1) assign non-zero sampling probability to every family, (2) ensure representation across cities and predicted GPA, and (3) ensure representation across residual GPA, with oversamples of those with

GPA's much higher and much lower than expected.

Fig. S1 illustrates the resulting sampling strategy for one city. We stratified families into terciles within each city based on the GPA that was predicted by the most accurate submission to the Challenge. This produced three equally-sized strata: those with low, middle, and high predicted GPA's. Next, we stratified within each (city \times predicted GPA) stratum by the residuals of the prediction: how much the actual GPA was better or worse than predicted. We sampled the families with the most positive and negative residuals with probability 1. We hoped these families would be especially informative for learning about unpredictability. We then partitioned the remaining observations into terciles of residual GPA: low, middle, and high. In each of these terciles, we randomly sampled 1 out of the 6-9 families.

Overall, this design yielded a full sample of 45 families with 15 per city (Fig. S1). The 15 include 5 each whose predicted outcomes are low, medium, and high. Each set of 5 within a stratum of predicted GPA includes the two respondents with the most unexpected outcomes and three respondents whose outcomes capture a range of the remaining residual values.

S2.2 Respondent Recruitment Process: Nonresponse, Refusals, and Replacements

Fig. S2 shows the final set of responding families. We succeeded in speaking with at least one of the youth or primary caregiver in 40 families, of whom 38 were chosen as part of the initial sample selection process. The responding families in Fig. S2 are scattered around the sampling frame in a manner visually analogous to the sampled families in Fig. S1.

For each sampled family, we made multiple contact attempts by U.S. mail, by phone, and when possible by email, social media, or via an in-person visit. Seven of the sampled families did not respond (Table S1). These non-responders can be placed into three groups. First, two families refused to participate: one case expressed hesitancy to participate at first and subsequently hung up immediately each time we called, and one case initially had difficulty scheduling and subsequently refused to participate. Second, for three families, either the youth or primary caregiver (or both) agreed to participate but we were unable to schedule an interview with them. Finally, for two families, we had difficulty contacting them: one case seemed to have correct contact information but did not yield a response, and the other had no up-to-date contact information. We presume

the respondent never received our messages.

When we could not reach a case or they declined to participate, we planned to replace that case with another similar case. Because of constraints on time and funding, we ultimately carried out this procedure for only 2 of the 7 families that were sampled but did not participate, as summarized in Table S1.

S2.3 Differential Nonresponse

If the responding and nonresponding families differ systematically along a variable relevant to the study, differential nonresponse could produce misleading conclusions. To assess differential nonresponse, one can compare the sampled respondents (Fig. S1) with the final respondents (Fig. S2). In City A, we spoke with all 15 sampled families, so there was no differential nonresponse. The replacement case in each of cities B and C had similar predicted and residual GPA to the originally sampled case. While these replacements do not resolve differential nonresponse along unobserved variables, they are similar on observed variables. The greatest threats of differential nonresponse come from the 5 non-responding families who were not replaced (see Table S1). Two were in City B and 3 were in City C. Of the non-replaced families, 3 fell in the middle tercile of predicted GPA and 2 fell in the upper tercile of predicted GPA within their cities. Examining the residual categories of each non-replaced family within its (city \times predicted GPA) stratum, 1 had the most negative residual within its stratum, 2 were in the bottom third of non-extreme residuals within their strata, and 2 were in the middle third of non-extreme residuals within their strata. This provides some evidence that our respondents under-represents those whose GPAs were lower than their predicted values. However, the relative rarity of the non-replaced families compared to the sampled and completed families suggests that differential non-response may only have minor implications for our conclusions.

S3 Interview Procedure

A team of 16 researchers conducted 114 interviews with 73 respondents. The interviews were with both young adults and their primary caregivers: 66 interviews were with 39 young adult respondents and 48 interviews were with 34 primary caregiver respondents. There were more interviews than

respondents for two reasons: 1) we planned to conduct two interviews with each young adult, and 2) some interviews were interrupted and needed to be rescheduled. All interviews were conducted by a pair of researchers, and most interviews were conducted in person, although some were conducted by phone when the respondent was geographically distant or preferred to speak by phone. We conducted interviews in both English and Spanish.

Our interview guide was designed to elicit life histories from youth and retrospective accounts about the youth’s life experiences from the primary caregivers, with a special focus on the time between when the young adult was 9 and 15 years old. The interview guides are included in Appendix Section S6 (Young Adult) and S7 (Primary Caregiver).

When designing the interview protocols for this study, we had to decide how much prior information about the young adult and family to make available to the interviewers. In particular, we considered whether the interviewer should know the prediction error for the young adult’s GPA. On one hand, knowing the error might allow the interviewer to probe responses that might help us better uncover the factors that are leading to unexpected outcomes. On the other hand, if the interviewer probed differently based on the outcome, we risked a circular design that could be used to justify known outcomes but would not help us understand other families with unknown outcomes. Ultimately, we decided on a hybrid design that provided us the benefits of both.

Both interviewers had access to basic information about the family: dates of past interviews, the age of the youth at those interviews, and information about the youth’s contact with their biological parents (e.g. whether resident or nonresident) at the last interview wave. Critically, however, the primary interviewer was unaware of the age 15 information and the GPA residual but the secondary interviewer was not. For the first part of the visit, the primary interviewer conducted the interview. At the end, the primary interviewer turned to the secondary interviewer and asked if there were any more questions. Then the secondary interviewer—who was already aware of the outcome during the entire interview—was able to probe responses that were particularly interesting given the young adult’s residual and survey responses at age 15.

S4 Decomposing Prediction Error: Mathematical Derivation

The proof below derives the decomposition presented in Eq (1) in the main text. When writing expectation and variance operators $E()$ and $V()$, we include subscripts on these operators to define the random variables over which expectation and variance is being taken.

$$E_{Y,\vec{X},S} \left[\left(Y - \hat{f}_S(\vec{X}) \right)^2 \right] \quad (2)$$

Next add 0

$$= E_{Y,\vec{X},S} \left[\left(Y - E_Y(Y | \vec{X}) + E_Y(Y | \vec{X}) - \hat{f}_S(\vec{X}) \right)^2 \right] \quad (3)$$

Next distribute

$$\begin{aligned} &= E_{Y,\vec{X},S} \left[\left(Y - E_Y(Y | \vec{X}) \right)^2 \right] + E_{Y,\vec{X},S} \left[\left(E_Y(Y | \vec{X}) - \hat{f}_S(\vec{X}) \right)^2 \right] \\ &\quad + 2E_{Y,\vec{X},S} \left[\left(Y - E_Y(Y | \vec{X}) \right) \left(E_Y(Y | \vec{X}) - \hat{f}_S(\vec{X}) \right) \right] \end{aligned} \quad (4)$$

Apply the law of iterated expectation to the second line

$$\begin{aligned} &= E_{Y,\vec{X},S} \left[\left(Y - E_Y(Y | \vec{X}) \right)^2 \right] + E_{Y,\vec{X},S} \left[\left(E_Y(Y | \vec{X}) - \hat{f}_S(\vec{X}) \right)^2 \right] \\ &\quad + 2E_{\vec{X},S} \left(E_Y \left[\left(Y - E_Y(Y | \vec{X}) \right) \left(E_Y(Y | \vec{X}) - \hat{f}_S(\vec{X}) \right) \mid \vec{X}, S \right] \right) \end{aligned} \quad (5)$$

Next, note that in the inner expectation all terms are constant except Y .

Rewrite with the inner expectation applying only to Y .

$$\begin{aligned} &= E_{Y,\vec{X},S} \left[\left(Y - E_Y(Y | \vec{X}) \right)^2 \right] + E_{Y,\vec{X},S} \left[\left(E_Y(Y | \vec{X}) - \hat{f}_S(\vec{X}) \right)^2 \right] \\ &\quad + 2E_{\vec{X},S} \left[\left(E_Y(Y | \vec{X}, S) - E_Y(Y | \vec{X}) \right) \left(E_Y(Y | \vec{X}) - \hat{f}_S(\vec{X}) \right) \right] \end{aligned} \quad (6)$$

Because sample is random, $E_Y(Y | \vec{X}, S) = E_Y(Y | \vec{X})$

$$\begin{aligned} &= E_{Y,\vec{X},S} \left[\left(Y - E_Y(Y | \vec{X}) \right)^2 \right] + E_{Y,\vec{X},S} \left[\left(E_Y(Y | \vec{X}) - \hat{f}_S(\vec{X}) \right)^2 \right] \\ &\quad + 2E_{\vec{X},S} \left[\underbrace{\left(E_Y(Y | \vec{X}) - E_Y(Y | \vec{X}) \right)}_{=0} \left(E_Y(Y | \vec{X}) - \hat{f}_S(\vec{X}) \right) \right] \end{aligned} \quad (7)$$

$$\begin{aligned} &= \underbrace{E_{Y,\vec{X},S} \left[\left(Y - E_Y(Y | \vec{X}) \right)^2 \right]}_{\text{Irreducible Error}} + \underbrace{E_{Y,\vec{X},S} \left[\left(E_Y(Y | \vec{X}) - \hat{f}_S(\vec{X}) \right)^2 \right]}_{\text{Learning Error}} \end{aligned} \quad (8)$$

S5 Supplemental Figures and Tables

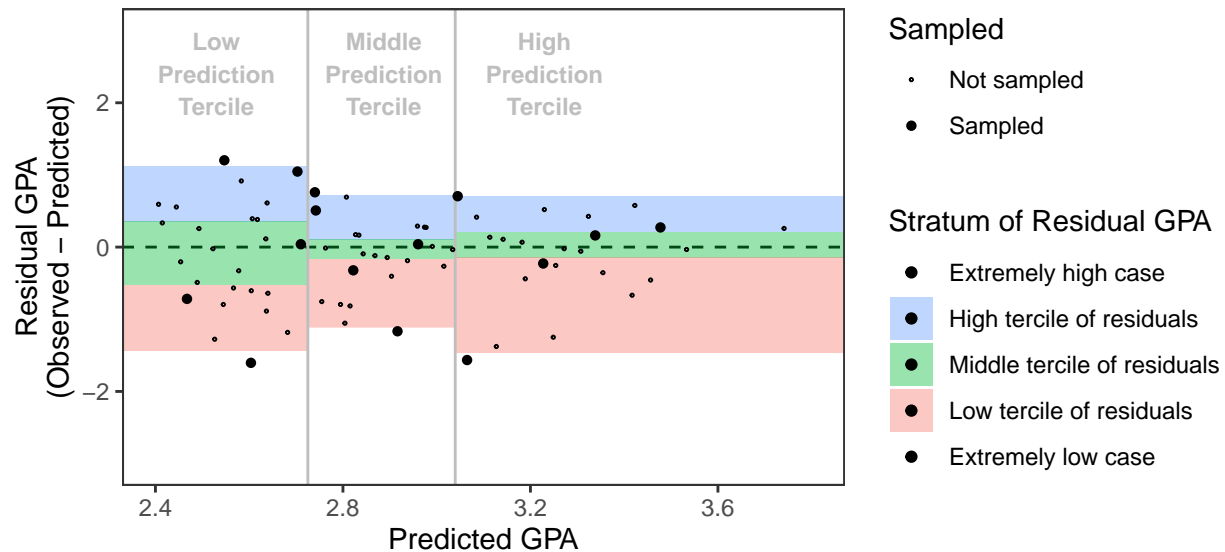


Fig. S1. Sample Selection Process. The sample was stratified by city, predicted GPA, and residual GPA. Figure depicts the sampling process for one of the three cities; the two others were analogous. There were 3 strata of predicted GPAs: low, middle, and high. There were 5 strata of residual GPAs. The two extreme strata each contained only the one family with the most extreme positive or negative residual within the city \times predicted GPA stratum; these families (6 per city, 18 in total) were sampled with probability 1. The three non-extreme strata were defined by terciles of residual GPA among the remaining cases within the city \times predicted GPA categories. One family was sampled at random within each stratum (9 per city, 27 in total). Overall, the stratification procedure produces a sample that contains equal numbers of families from all three cities of low, middle, and high predicted GPA, with the most extreme residual GPAs oversampled but with cases selected across the range of residual GPA.

Table S1. Nonresponding Cases and Replacements. Seven families in the sample selection process did not respond, and two of these families were replaced with another case.

Status	Stratum	Replacement Status	Replacement Stratum
Non-contact	City C High predicted GPA Low residual	Not replaced	
Refusal	City B High predicted GPA High residual	Replaced	City B High predicted GPA High residual
Never scheduled	City C Middle predicted GPA Low residual	Not replaced	
Never scheduled	City C Middle predicted GPA Extremely high residual	Replaced	City C Middle predicted GPA High residual
Refusal	City B Middle predicted GPA Middle residual	Not replaced	
Non-contact	City B High predicted GPA Extremely low residual	Not replaced	
Never scheduled	City C Middle predicted GPA Middle residual	Not replaced	

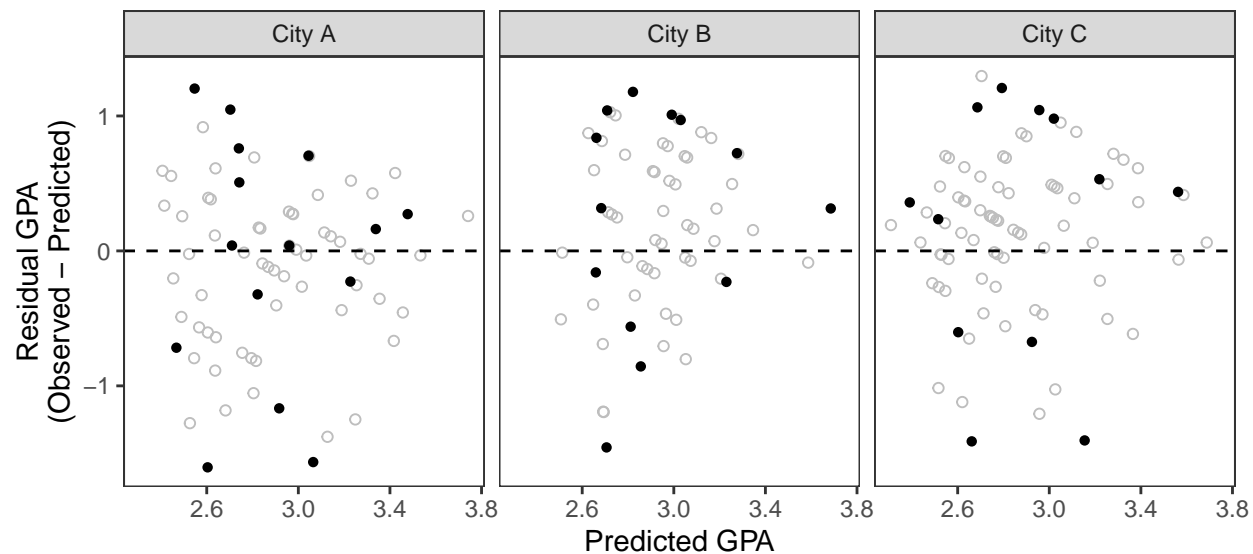


Fig. S2. Respondent Recruitment Process. Responding families (solid dots) are distributed across the range of predicted and residual GPA, with an intentional oversample at extremely large positive and negative residuals.




Fig. S3. Domains of predictors in the Fragile Families Challenge. Image is from the Future of Families and Child Wellbeing Study: <https://ffcws.princeton.edu/>.

S6 Interview Guide: Young Adult Interview

Young Adult Interview Guide

Qualitative Interview Guide: Young Adult

Introduction

We want learn more about your life and what has happened since we last talked with you—when you were about 15. We want to know more about your experiences throughout your childhood and teenage years to better understand your experiences in high school and beyond.

I have some questions in mind, and I'm sure you will have some things you want to talk about too. So think of this as a conversation between friends, rather than an "interview." We will be as informal as possible. You can stop talking at any time. If I raise an issue or ask a question you don't want to talk about, just say so and we will move on to something else.

I'm going to record our conversation because this way, I can really concentrate on what you have to say. If you want me to turn off the recorder for any reason or at any time, just say so.

Please be aware that we do have a duty to inform relevant authorities if you tell us about someone harming children or your intentions to harm yourself or someone else. Everything else you tell us will be kept confidential.

We want you to choose a pseudonym, or a fake name, that we can use for your stories. We put this name on the recording and all of our files. That way your real name isn't attached to any of the information you share. Also, we will not share with your parents about anything we talk about today.

Is it okay if I turn on the recorder now? [INTERVIEWER GET VERBAL CONSENT.]

The recorder is now on. [INTERVIEWER: MAKE THIS STATEMENT AFTER YOU HAVE TURNED ON THE RECORDER. STATE YOUR NAME, THE RESPONDENT'S PSEUDONYM, THAT IT IS A YOUTH INTERVIEW, AND THE DATE.]

Any
questions?

OK, let's start.

A. Introduction & Timeline

We're going to start off with some questions about you and your family.

A.1 Tell me a couple things about yourself that really describe *you*—who you are as a person.

A.2 Tell me about your family – what is your family like?

Probes:

- Adults?
- Siblings?
- What kind of things does your family do together?
- What kind of household rules did your parent/s have when you were coming up?
- So you've told me that (ADULTS) and (SIBLINGS) are all part of your family. Who lives in the same household with you right now? How has that changed in the last year? Tell me more about that.

We're especially interested in learning about the time period in your life kind of between the ages of 9 and 15, or between 3rd and 10th grade. A lot of our questions are going to ask you to think back to that period of time which I know can be hard. So think of this part as kind of a time machine. I'm going to just mark each point on the timeline to make sure I'm getting it right. [NOTE TO INTERVIEWER: Use a blank piece of paper.]

Let's go back to elementary school first.

A.3 Where were you living then? Tell me more about what you remember about the place and the neighborhood.

- Who was living with you then?
- How about people you didn't live with for the whole year but stayed with?

A.4 Put yourself back in time and tell me about what a typical school day was like from the time you got up in the morning and the time you went to bed at night.

- Tell me about the school you attended then. PROBE FOR SCHOOL NAME, SCHOOL CHARACTERISTICS SUCH AS EASY/HARD, LEVEL OF HOMEWORK, SCHOOL RULES, ETC). – WRITE SCHOOL ON TIMELINE
- What kind of a student were you in elementary school? Tell me more about that.
- Tell me a story about who you were in elementary school.
- What was it like during lunch in the cafeteria?
- How involved were your parents at that school? Tell me more about that.
- What extracurricular activities were you involved with at that school? Tell me more about that.
- What about activities you were involved with outside of school? Tell me more about that.
- Did parents or relatives attend games/performance/awards ceremonies?

A.5 Now let's jump ahead to middle school. Where were you living then? Tell me more about what you remember about the place and the neighborhood.

- Who was living with you then?

Young Adult Interview Guide

- How about people you didn't live with for the whole year but stayed with?

A.6 When you were in middle school, what was a typical school day like from the time you got up in the morning and the time you went to bed at night?

- Tell me about the school you attended then. PROBE FOR SCHOOL NAME, SCHOOL CHARACTERISTICS SUCH AS EASY/HARD, LEVEL OF HOMEWORK, SCHOOL RULES, ETC) – WRITE SCHOOL ON TIMELINE
- What kind of a student were you in middle school? Tell me more about that.
- Tell me a story about who you were in middle school.
- What was it like during lunch in the cafeteria?
- How involved were your parents at that school? Tell me more about that.
- What extracurricular activities were you involved with at that school? Tell me more about that.
- What about activities you were involved with outside of school? Tell me more about that.
- Did parents or relatives attend games/performance/awards ceremonies?

A.7 Now to high school. Where were you living then? Tell me more about what you remember about the place and the neighborhood.

- Who was living with you then?
- How about people you didn't live with for the whole year but stayed with?

A.8 When you were in high school, what was a typical school day like from the time you got up in the morning and the time you went to bed at night?

- Tell me about the school you attended then. PROBE FOR SCHOOL NAME, SCHOOL CHARACTERISTICS SUCH AS EASY/HARD, LEVEL OF HOMEWORK, SCHOOL RULES, ETC) – WRITE SCHOOL ON TIMELINE
- What kind of a student were you in X grade? Tell me more about that.
 - What grades did you get in English, Math, History, and Science?
 - Tell me about your favorite subject.
- Tell me a story about who you were in high school. How did that change over time?
- What was it like during lunch in the cafeteria?
- How involved were your parents at that school? Tell me more about that.
- What extracurricular activities were you involved with at that school? Tell me more about that.
- What about activities you were involved with outside of school? Tell me more about that.
- Did parents or relatives attend games/performance/awards ceremonies?

A.9 Okay, let's fill in these spaces on the timeline. Let's walk through each of the places you've lived since 1st grade. PROBE: Walk through each location and get the following information: how long lived there, why moved from there, why moved to the next place, who was in the household at each location.

A.10 Which of these places did you like best? Tell me a story about what that place was like.

Young Adult Interview Guide

A.11 Which of these places did you like least? Tell me a story about what that place was like.

A. 12 Let's do the same thing for schools from 1st grade on. PROBE: Walk through each school and get the following information: when they attended, why moved school to school, probing for whether the move was a natural transition, chosen because of pull factors, or due to push factors such as bullying, disciplinary reasons, or a residential move. ALSO PROBE FOR WHETHER ANY OF THESE SCHOOLS WERE ALTERNATIVE OR DISCIPLINARY SCHOOLS.

B. Education

B.1 Thinking back over your whole school career, what were the highlights? Where did you shine? Tell me a story first about middle school. How about high school?

Probe: Tell me the whole story about HIGHLIGHT from start to finish.

B.2 Thinking back over your whole school career, what were the low points? Where did you struggle? Tell me a story first about middle school. How about high school?

Probe: Tell me the whole story about LOW POINT from start to finish.

B.3 Some people say they had a teacher or other adult at school—like a counselor or a coach—that really made a difference. How about for you? Tell me a story first about middle school. How about high school?

Probe: Tell me the whole story of your connections with them.

B.4 I want to zero in on AGE AT YEAR15 when you were in X grade. Thinking back, what were you about at that time—what were you really into? What did you want to be known for? Tell me more about that.

[NOTE TO INTERVIEWER: Don't use phrase "identity project" – just fill in the blank with what the youth described above. If s/he didn't identify anything that they were known for or about, skip to B.9.]

B.5 Tell me the whole story about how you got into IDENTITY PROJECT.

Probe for timing

B.6 In terms of specific activities, what did IDENTITY PROJECT involve?

B.7 Tell me a story about what IDENTITY PROJECT meant to you then?

B.8 Who else was involved in IDENTITY PROJECT?

Were peers involved? Tell me all about them.

Were adults involved? Tell me all about them.

Young Adult Interview Guide

[NOTE TO INTERVIEWER: RE-WORD #B.9 IF YOUTH HAS NOT IDENTIFIED AN IDENTITY PROJECT.]

B.9 Some people tell us that their IDENTITY PROJECTS involved a certain way of dressing or carrying yourself. How about for you? Tell me a story about that.

B.10 What do you want to be about now? What do you want to be known for now? Tell me more about that.

B.11 Thinking back to AGE AT YEAR15, what did you NOT want to be about? How did you avoid that? Tell me a story about that.

B.12 What about now? What do you NOT want to be about? How do you avoid that? Tell me a story about that.

[Note to interviewer: This next part about college/training school is contingent on where they're at on their journey in higher ed. Modify the questions according to their particular situation.]

B.13 Where are you in your schooling right now? Tell me the whole story about how you got to where you are now in your schooling?

PROBE: Who has helped or hindered you along the way?

B.14 Let's zero in on teachers and counsellors at school. How specifically did they help or hinder you along the way?

B.15 Specifically, what did they tell you about trade school or college? Tell me all about those interactions. What specific steps did they encourage you to take? (PROBE FOR whether they took the ACT/SAT)

B.16 Let's zero in on your peers. How specifically did they help or hinder you along the way?

B.17 Specifically, what did they tell you about trade school or college? Tell me all about those interactions. What specific steps did they encourage you to take? (PROBE FOR whether they took the ACT/SAT)

B.18 Now let's zero in on your parents and other family members. How specifically did they help or hinder you along the way?

B.19 Specifically, what did they tell you about trade school or college? Tell me all about those interactions? What specific steps did they encourage you to take? (PROBE FOR whether they took the ACT/SAT)

B.20 Sometime people just find out things on their own about trade school or college. How about for you? Tell me more about that.

B.21 How are you thinking about schooling right now? What are your plans?

PROBE: What specific steps will it going to take to get there? Tell me how you think the process

Young Adult Interview Guide

will unfold for you?

Thinking back to high school one last time...

For those who have dropped out

B.22 Tell me the whole story—from start to finish—about how you ended up dropping out of high school.

For those who have graduated:

B.23 Sometimes it's really rough to stay in high school and graduate. Tell me the whole story about how you were able to do it?

B.24 Was there ever a point when you thought seriously about dropping out? Tell me the whole story about how you ended up staying in school.

For those in a GED program or who have a GED:

B.25 Tell me the whole story about how you ended up getting your GED.

C. Employment

C.1 Let's talk about work. Tell me about your current job/jobs. OR, IF NOT WORKING: Tell me about your last job.¹

Probes:

- Pay, hours?
- How long working there?
- Duties/responsibilities?
- Child care arrangements (if applicable)?

C.2 Tell me the whole story about how you found this job.

C.3 Tell me about all the other jobs you've had so far.

C.4 Some people tell us that their jobs are just a way to get a paycheck. How about for you? Specifically, which of your jobs were just a way to get a paycheck? Tell me more about that.

C.5 Other people tell us that their jobs are *more* than just a way to get a paycheck. How about for you? Specifically, which of your jobs were something *more*? Tell me more about that.

¹ This includes informal jobs as well, such as working with a family member.

Young Adult Interview Guide

C.6 Tell me about how you are feeling about your job right now.

C.7 Tell me about the kind of job you'd like to have?

C.8 Think back to when you were younger, like 9 – 15 years old – what kind of job were you hoping you'd be in by the time you were in your 20s?

C.9 Some people say they have a main job, but a side hustle too. How about for you? Tell me all about it.

Probes:

- For some people a side hustle is just a way of making money. For others, it's something more. How about for you?
- When did you start this?
- Thinking back, which of these side hustles have been just a way of making money? Which have been about something more?

C.10 Of course, there's more to life than work! Some people tell us they're really involved in volunteering in their communities, or they're really into their church/mosque—something like that. Other people aren't so involved. How about for you?

Probes:

- Tell me the story about how you got involved in ACTIVITY? [Probe for when began]
- What, specifically, does being part of ACTIVITY involve?
- Who else is involved in ACTIVITY with you? Family members? Peers? Adults?
- What has being involved in X mean to you?

D. Family

Let's talk in a little more detail about your family.

D.1 I'd like to know more about PRIMARY CARE GIVER(S). [Repeat for each PCG]

Probes:

- Job – [Probe: What job did PCG have when you were in elementary school? Middle school? High school?]
- Schooling – what's the last year they completed?
- Does she/he have partner/spouse, duration of that relationship, relationship of that person with respondent? [Probe: How about when youth was in elementary school? Middle school? High school?]

D.2 How would you describe your relationship with PCG? Tell me more about that.

D.3 When you think back on your relationship with PCG, what memories stand out? (For each memory): Tell me the whole story about that from start to finish. [Probe for timing]

D.4 What's the status of your relationship with PCG right now?

Young Adult Interview Guide

D.5 (IF NOT LIVING WITH FATHER, or father not PCG) I'd like to know more about your father as well. [NOTE TO INTERVIEWER: Be sensitive in case father is deceased.]

Probes:

- Job
- Schooling – what's the last year they completed?
- Does she/he have partner/spouse, duration of that relationship, relationship of that person with respondent.

D.6 How would you describe your relationship with your father? Tell me more about that.

D.7 When you think back on your relationship with your father, what memories stand out? (For each memory): Tell me the whole story about that from start to finish. [Probe for timing]

D.8 What is the status of your relationship with your father right now?

D.9 I'd like to know about other adults who have been important in your life growing up.

Probes:

- Job
- Schooling – what's the last year they completed?
- Timing of relationship with them?

D.10 How would you describe your relationship with OTHER ADULT? Tell me more about that.

D.11 When you think back on your relationship with OTHER ADULT, what memories stand out? (For each memory): Tell me the whole story about that from start to finish. [Probe for timing]

D.12 What is the status of your relationship with OTHER ADULT right now?

IF THEY HAVE A CHILD...[IF NOT, SKIP TO D.14]

D.13 Tell me the whole story about how you became a parent.

Probes:

- Get timing
- How did you react when you first heard the news that you were going to become a mom/dad? How about the baby's OTHER PARENT? How did they react?
- What's the status of your relationship with OTHER PARENT right now? Tell me more about that.
- Some people tell us that becoming a parent really changes things in their lives. Others say it's not much of a change at all. How about for you? Tell me more about that. What about for OTHER PARENT?
- Any change in plans going for school or work?

D.14 [NOTE TO INTERVIEWER: Modify if person is with the parent of their child.] Tell me about who you are in a relationship with right now? Tell me the whole story of how you got

Young Adult Interview Guide

together with X.

Probe:

- Get timing
- How would you describe's the status of your relationship with X right now?

D.15 How about when you were in middle school and high school – tell me about any significant person that you were really talking to back then?

D.16 Tell me about your siblings. What are they like?

Probes:

- Finished high school/college?
- Working now?
- Ever get in trouble? [Timing?]
- Ever incarcerated? [Timing?]

D.17 What about any cousins you are close to? What are they like?

Probes:

- Finished high school/college?
- Working now?
- Ever get in trouble? [Timing?]
- Ever incarcerated? [Timing?]
- D.18 Some people say they have a sibling or cousin they really look up to. How about for you? Probe: Tell me a story about how you came to look up to SIBLING/COUSIN.
- Specifically, what influence has SIBLING/COUSIN had on your life?

D.19 Some people say they have a sibling or cousin that serves as a negative example. How about for you?

Probe:

- Tell me a story about how you came to see SIBLING/COUSIN as a negative example?
- Specifically, what lessons have you take from SIBLING'S/COUSIN'S life?

E. Networks/Activities

I'd like to hear about some of your friends or associates and what you all did when you hung out back when you were in middle school and high school. Let's start with middle school.

E.1 Tell me about who you looked up to when you were in middle school.

How about high school?

E.2 Now let's flip it – tell me about a person that may have been a negative example for you in middle school.

Young Adult Interview Guide

How about high school?

E.3 Tell me about who you hung out with in middle school.

In the neighborhood?

At school?

E. 4 Tell me all about what you did when you were hanging out with your friends and associates in middle school.

E. 5 Tell me about who you avoided in middle school.

Probe:

Tell me all about how you managed to avoid this person.

E.6 Back when you were in middle school, what things made you feel unsafe?

Probe:

- At home?
- In the neighborhood?
- At school?

E.7 Okay, now let's talk about hanging out in high school. Tell me about who you hung out with in high school.

In the neighborhood?

At school?

E. 8 Tell me all about what you did when you were hanging out with your friends and associates in high school.

E. 9 Tell me about who you avoided in high school.

Probe:

Tell me all about how you managed to avoid this person.

E.10 Back when you were in high school, what things made you feel unsafe?

Probe:

- At home?
- In the neighborhood?
- At school?

E. 11 Some people tell us that in middle school or high school, they really didn't hang out with anyone. They just stayed to themselves. How about for you? Tell me the whole story about how you ended up staying to yourself back then? How did this change over time?

E.12 A few people tell us that their lives are squeaky clean, but not too many. Some people smoke weed, others take a joyride with someone else's car. Some get involved in more serious

Young Adult Interview Guide

trouble. How about for you?

Probe:

Get timing (specific to middle/high school)

E.13 How about any drug use? Tell me more about that.

Probe:

Get timing (specific to middle/high school) How did this affect schoolwork?

E.14 How about your PCG? Did s/he ever have to deal with issues of using drugs or drinking too much alcohol? Tell me more about that [PROBE for affecting parenting].

Probe:

Get timing (specific to middle/high school) How did this affect schoolwork?

E.15 What about other things that can get you in trouble with the police, or even locked up? FOR EACH: Tell me more about that.

Probe:

Get timing (specific to middle/high school)

E.16 Tell me about any interactions you've had with the criminal justice system. FOR EACH: Tell me the whole story of that interaction from start to finish.

PROBE:

- Get timing (specific to middle/high school)
- Incarceration? (if so: juvenile or adult jail?)

E.17 Tell me about things you've gotten away with—things that are illegal but haven't gotten you in trouble with the police. FOR EACH: Tell me how you managed to keep these activities under the radar.

Probe:

Get timing (specific to middle/high school)

E.18 In general, what do you think of the police around here? Tell me all about how you ended up thinking about the police that way.

Probe:

- How about when you were in middle/high school?
- How about police at school?

F. Meaning

Let's flip the script and talk about something completely different. Some people your age find themselves thinking a lot about their purpose in life. Other young people are not thinking about those things at all—they're just getting on with life. How about for you? Tell me more about that.

F.1 How do you see yourself in religious or spiritual terms? *Get a term [X] from respondent.*

Young Adult Interview Guide

F.2 So if I were to ask you to describe what [X] means—If I had never heard that before—how would you describe it?

F.3 Tell me the whole story of how you came to be an X.

Probe:

Get timing (specific to middle/high school)

F.4 How big a part of your identity would you say being an X is?

F.5 Would you say that you are a “good X”? Tell me more about that?

F.6 Specifically, what does being an X involve?

F.7 On a month to month or week to week basis, what activities do you engage in as a part of being an X?
Probe for devotional activities as well as attendance at church/meetings, etc.

F.8 How have your beliefs about religion/spiritually changed over the years? Tell me more about that.

F.9 How has your involvement in activities related to religious or spiritual things changed over the years?

F.10 How do you think being an X affected how you did in school?

G. Story of Your Life

G.1 If you were writing the story of your life right now, what would the chapters be called?² [May want to have a paper available for them to sketch this out]

Probe:

For each chapter: what’s this chapter mainly about?

G.2 Thinking over your life story, tell me about a time that was a high point for you – where you were really happy or excited. Tell me about it in detail, as if you were writing this scene in the chapter.

Probe:

Get timing (specific to middle/high school)

G.3 Okay, now tell me about a time that was a low point for you – a moment where you felt sad or disappointed or angry about something. Tell me about it in detail, as if you were writing this scene in the chapter.

Probe:

Get timing (specific to middle/high school)

² These questions are adapted from Dan McAdams
<http://www.sesp.northwestern.edu/foley/instruments/interview/>

Young Adult Interview Guide

G.4 Looking over your life story, can you think of a time where you changed or your situation changed such that it was a real turning point for you? Lay out that scene for me, telling me what happened and what you were feeling at the time.

Probe:

Get timing (specific to middle/high school)

G.5 Choose a time in your life where you made a wise decision – this could be something for your life or advice that you gave to someone. Tell me about it and what this moment says about you.

G.6 Thinking about the future, what will the next two chapters of your life be called?

G.7 Tell me about where you see yourself five years from now.

Probe:

What do you think you need to get there?

H. Mental Health

We're nearing the end of the interview. Before we finish up, I want to hear from you about things that can affect how we feel.

H.1 What kind of things make you feel stressed, worried, or sad right now? ³

Probes:

- Tell me about the most recent time when you felt this way.
- How long did it last?
- How about when you were middle or high school – do you remember feeling stressed, worried, or sad? Tell me more about that.
- How did this affect your ability to do well in school?

H.2 Some people tell us they are stressed or are feeling sad after they've witnessed violence or lost people they loved. How about for you? TMMAT.

Probe:

Get timing (specific to middle/high school)

H.3 How do you get through stressful or sad times?⁴

³ We want to know about the type of acute and chronic stressors that are present in the youth's life, where they are experienced, and how they affect youths' mood. It may be helpful to probe in several domains here: School, home, jobs, community, friendships, romantic relationships, financial stress, racism/discrimination, traumatic events, health, and worry about the future or other people.

⁴ We want to know how youth cope with the stressors that they face. Do they use problem-solving, distraction, avoidance, disengagement, seeking social support, religious coping etc. We want to know if they use the same strategies to cope with different stressors, and whether they use different

Young Adult Interview Guide

Probes:

- Ever been on medicine for depression?
- Ever go to the hospital for depression?
- Get timing (specific to middle/high school)

H.4 Some people say they struggle with anger from time to time. How about for you?

Probes:

- What kind of things make you angry?
- How do you cope when you feel angry?
- How about when you were middle or high school – do you remember struggling with anger? Tell me more about that.
- How did this affect your ability to do well in school?

H.5 Tell me a story about the last time you felt really angry. Tell me the whole story from start to finish.

H.6 Some people tell us they've gotten so angry that they broke something or tried to hurt someone. How about for you? Tell me the whole story about the last time that happened?

Probes:

- Ever been on medicine for anger?
- Ever go to the hospital for anger?

Get timing (specific to middle/high school)

H.7 Some people say that other people—family, friends, ministers, health professionals—have really helped with getting through these tough times. Other people say they struggle alone. How about for you? TMMAT.⁵

H.8 Thinking back over your life story, what moments brought you joy?

I. Conclusion

We really appreciate the time that you've spent with us today sharing about yourself.

I.1 At this point in your life, what advice would you have for your younger self, like when you were in middle school?

I.2 What's it like being a young adult like yourself in this neighborhood?

strategies for the same stressor when they are in different settings. We want to know whether some coping strategies work in one setting/community, but not in another.

⁵ *We want to get at the type of support the youth receives – financial, emotional, or other instrumental support. Also, how do these support networks help? Sometimes friends and family members can be supportive and just lend an open ear, while sometimes they can actually give advice or critical suggestions.*

Young Adult Interview Guide

How about in this city?

How about in America?

I.3 Is there anything else you'd like to tell me before we move on? Anything that you think I've missed or that I should know?

Thank you so much. We have a few questions we'd like to ask related to the survey you took before. As we said before, you may be nominated for us to come for a second interview, so perhaps we'll be able to talk again.

Material Hardship Supplement [If returning for a second interview]

[Modify for housing/living situation if living independently]

1. It can be really hard to make ends meet. Over the last 12 months, tell me about a time when you had to pay just part of a bill or had to put off paying a bill until the next month.

Probes:

How often does that happen?

How do you decide what gets paid and what doesn't?

2. Tell me about your housing. What are you paying right now in rent? How has that changed over the last year?

Probes:

Do you get any help from the government for rent?

How about utilities?

3. Who else shares the responsibility for the rent and/or other household expenses? Tell me all about that arrangement. How has that changed over the last year?

4. Some people say "there's a lot of month left at the end of the money." How about for you? When does the money run out?

5. Generally, what are your coping strategies? Tell me all about that.

- Probe: any sources of unreported income.

6. Let's start with last month. What was that like?

Probe:

How did those months compare with the rest of last year?

7. Overall, how has the past year been for you financially? Tell me more about that.

Probe:

How does this year compare to last year? And the year before that?

S7 Interview Guide: Parent Interview

Primary Caregiver Interview Guide

Qualitative Interview Guide:

Primary Caregiver

Introduction

We want to learn more about [FOCAL CHILD's] life and what has happened since we last talked with you around [FC'] 15th birthday. We want to know more about your and your child's experiences throughout their childhood and teenage years to better understand their experiences in high school and beyond.

I have some questions in mind, and I'm sure you will have some things you want to talk about too. So think of this as a conversation between friends, rather than an "interview." We will be as informal as possible. You can stop talking at any time. If I raise an issue or ask a question you don't want to talk about, just say so and we will move on to something else.

Please be aware that we do have a duty to inform relevant authorities if you tell us about someone harming children or your intentions to harm yourself or someone else. Everything else you tell us will be kept confidential.

I'm going to record our conversation because this way, I can really concentrate on what you have to say. If you want me to turn off the recorder for any reason or at any time, just say so.

We want you to choose a pseudonym, or a fake name, that we can use for your stories. We put this name on the recording and all of your files. That way your real name isn't attached to any of this information you share. Also, we will not talk to [ADOLESCENT] about what we talk about today.

Is it okay if I turn on the recorder now? [INTERVIEWER GET VERBAL CONSENT.]

The recorder is now on. [INTERVIEWER: MAKE THIS STATEMENT AFTER YOU HAVE TURNED ON THE RECORDER. STATE YOUR NAME, THE RESPONDENT'S PSEUDONYM, THAT IT IS A YOUTH INTERVIEW, AND THE DATE.]

Any
questions?

OK, let's start.

Primary Caregiver Interview Guide

A. Introduction

A.1 Tell me a little about your children [PAUSE for open ended response. PROBE for names and ages_

NOTE TO INTERVIEWER: Insert young adult's name for FOCAL CHILD AND FC]

A.2 We're just going to be focusing on FOCAL CHILD (FC) today. Tell me about her/him.

We're especially interested in learning about the time period in FC's life kind of between the ages of 9 and 15, or between 3rd and 10th grade. A lot of our questions are going to ask you to think back to that period of time. So think of this part as kind of a time machine. I'm going to just mark each point on the timeline to make sure I'm getting it right. [NOTE TO INTERVIEWER: Use a piece of paper for this.]

Let's go back to when FC was in elementary school first.

A.3 Where were you living then? Tell me more about what you remember about the place and the neighborhood.

- Who was living with you then?
- How about people you didn't live with for the whole year but stayed with?

A.4 Tell me about the school that FC went to then. PROBE FOR SCHOOL NAME, SCHOOL CHARACTERISTICS SUCH AS EASY/HARD, LEVEL OF HOMEWORK, SCHOOL RULES, ETC). – WRITE SCHOOL ON TIMELINE

- What kind of student was FC in elementary school?
- How were you involved at that school? Tell me more about that.
- What extracurricular activities was FC involved with at that school? Tell me more about that.
- What about activities FC was involved with outside of school? Tell me more about that.

A.5 Now let's jump ahead to when FC was in middle school. Where were you living then? Tell me more about what you remember about the place and the neighborhood.

- Who was living with you then?
- How about people you didn't live with for the whole year but stayed with?

A.6 Tell me about FC's middle school. PROBE FOR SCHOOL NAME, SCHOOL CHARACTERISTICS SUCH AS EASY/HARD, LEVEL OF HOMEWORK, SCHOOL RULES, ETC) – WRITE SCHOOL ON TIMELINE

- What kind of student was FC in middle school?
- How were you involved at that school? Tell me more about that.
- What extracurricular activities was FC involved with at that school? Tell me more about that.
- What about activities FC was involved with outside of school? Tell me more about that.

Primary Caregiver Interview Guide

A.7 Now to when FC was in high school. Where were you living then? Tell me more about what you remember about the place and the neighborhood.

- Who was living with you then?
- How about people you didn't live with for the whole year but stayed with?

A.8 Tell me about FC's high school. PROBE FOR SCHOOL NAME, SCHOOL CHARACTERISTICS SUCH AS EASY/HARD, LEVEL OF HOMEWORK, SCHOOL RULES, ETC) – WRITE SCHOOL ON TIMELINE

- What kind of student was FC in high school?
- How were you involved at that school? Tell me more about that.
- What extracurricular activities was FC involved with at that school? Tell me more about that.
- What about activities FC was involved with outside of school? Tell me more about that.

A.9 Okay, let's fill in these spaces on the timeline. Let's walk through each of the places you've lived starting when FC was in 1st grade.

PROBE: Walk through each location and get the following information: how long lived there, why moved from there, why moved to the next place, who was in the household at each location.

[NOTE TO INTERVIEWER: SKIP A.10 – A.12 IF THEY ALREADY DISCUSSED THIS FOR THEIR MOVES.]

A. 10 Thinking back to all the places you've lived throughout FC's childhood, which of these places did you like best? Tell me a story about what that place was like. Which do you think FC liked best? TMMAT.

A.11 Which of these places did you like least? Tell me a story about what that place was like. Which do you think FC liked least? TMMAT.

B. Education

Let's go back to talking a little more about FC's school years.

B.1 We're going to use this timeline and walk through each of the schools FC went to starting from 1st grade.

PROBE: Walk through each school and get the following information: when they attended, why moved school to school, probing for whether the move was a natural transition, chosen because of pull factors, or due to push factors such as bullying, disciplinary reasons, or a residential move. ALSO PROBE FOR WHETHER ANY OF THESE SCHOOLS WERE ALTERNATIVE OR DISCIPLINARY SCHOOLS.

B.2 I'm particularly interested in how FC ended up in FIRST HIGH SCHOOL. Tell me the whole story from start to finish. Tell me everything about that school, and what going there was like

Primary Caregiver Interview Guide

for you. (REPEAT FOR EACH HIGH SCHOOL).

B.3 Thinking back over your FCs school career, what were the highlights? Where did she/he shine? Tell me first a story from middle school. How about high school?

B. 4 Thinking back over FC's whole school career, what were the low points? Where did she/he struggle? Tell me first a story from middle school. How about high school?

B.5 Some parents tell us that their child had teacher or other adult at school—like a counselor or a coach—that really made a difference. How about for FC? Tell me the whole story of FCs relationships with TEACHER/OTHER ADULT AT SCHOOL.

Probe:

Get timing (middle school/high school?)

For those with FCs who have dropped out

B.6 Tell me the whole story—from start to finish—about how FC ended up dropping out of high school.

For those with FCs who have graduated:

B.7 Sometimes it's really rough to stay in high school and graduate. Tell me the whole story about how FC was able to do it?

B.8 Was there ever a point when FC thought seriously about dropping out? Tell me the whole story about how FC ended up staying in school.

For those with FCs in a GED program or who have a GED:

B.9 Tell me the whole story about how FC ended up enrolling in GED classes/getting her/his GED.

B.10 How is FC thinking about schooling right now? What are FC's plans?

PROBE: What specific steps do you think will it going to take for FC to get there? Tell me how you think the process will unfold for FC?

C. Parenting

Supporting your child throughout school is just one part of being a parent. I want to hear your thoughts about parenting more generally.

C.1 When FC was growing up, describe *you* as a parent.

Primary Caregiver Interview Guide

Probe:

Get timing (middle school/high school)

C.2 What parenting strategies did you try? How did your strategies compare with your parents' parenting strategies? The strategies of other parents with kids your kids' age? How well did those work with FC? TMMAT.

Probe:

How did these strategies change from middle school into high school?

C.3 How was parenting FC different from parenting your other children? TMMAT.

C.4 I'm interested in what was it like to be the parent of FC when FC was in middle school. Tell me a story about that. How about high school?

C.5 What were your successes parenting FC, and where do you feel you fell short?

D. Family & Friends

Let's talk for a little bit about FC's family and friends.

D.1 How well does FC get along with her/his siblings? Tell me a story about that.

D.2 Tell me about other people who have been important in FC's life. Let's start with other family members who are important in your family's life.

PROBE:

Get timing (middle school/high school) specifically for how they relate to FC

D. 3 How about others who have been important in your family's life?

PROBE:

Get timing (middle school/high school) specifically for how they relate to FC

D.4 Tell me more about your other children. What are they like?

Probes: Get timing for these events relative to FC in middle school/high school

- Finished high school/college?
- Working now?
- Ever get in trouble?
- Ever incarcerated?

D.5 What about cousins FC is close to? What are they like?

Probes: Get timing for these events relative to FC in middle school/high school

- Finished high school/college?
- Working now?
- Ever get in trouble?
- Ever incarcerated?

Primary Caregiver Interview Guide

D.6 Some parents tell us their child has a sibling or cousin they really look up to. How about for FC? What influence do you think SIBLING/COUSIN has had on your child's life?

D.7 Some parents tell us their child has a sibling or cousin that serves as a negative example. How about for FC? What influence do you think SIBLING/COUSIN has had on your child's life?

D.8 A few parents tell us that their kids' lives are squeaky clean, but not too many. Some have kids who've smoked weed, others have taken a joyride with someone else's car, things like that. Some have gotten involved in more serious trouble. How about for FC?

Probe:

Get timing (specific to middle/high school)

D.9 How about any substance use? Tell me more about that.

Probe:

- Get timing (specific to middle/high school)
- How do you think this affected FC's schoolwork?

D.10 How about for you? Did you ever even struggle with substances? Tell me more about that. [PROBE for affecting parenting].

Probe:

- Get timing (specific to middle/high school)
- How do you think this affected FC's schoolwork?
- Did FC's other parent deal with the same stuff? TMMAT.

D.11 What about other things that can get a child in trouble with the police, or even locked up? FOR EACH: Tell me more about that.

Probe:

Get timing (specific to middle/high school)

D.12 Tell me about any interactions FC has had with the criminal justice system. FOR EACH: Tell me the whole story of that interaction from start to finish.

Probe:

- Get timing (specific to middle/high school)
- Incarceration? (if so: juvenile or adult jail?)

D.13 Tell me about things FC got away with—things that are illegal didn't get them in trouble with the police.

Probe:

Get timing (specific to middle/high school)

F. Story of Your Life as a Parent

Primary Caregiver Interview Guide

F.1 If you were writing the story of your life as a parent right now, what would the chapters be called?¹

[May want to have a paper available for them to sketch this out]

Probe:

For each chapter: what's this chapter mainly about?

F.2 Thinking over your life as a parent, tell me about a time that was a high point for you – where you were really happy or excited. Tell me about it in detail, as if you were writing this scene in the chapter.

Probe:

Get timing (specific to middle/high school)

F.3 Okay, now tell me about a time that was a low point for you as a parent – a moment where you felt sad or disappointed or angry about something. Tell me about it in detail, as if you were writing this scene in the chapter.

Probe:

Get timing (specific to middle/high school)

F.6 Looking over your life as a parent, can you think of a time where you changed or your situation changed such that it was a real turning point for you? Lay out that scene for me, telling me what happened and what you were feeling at the time.

Probe:

Get timing (specific to middle/high school)

F.7 Thinking about your future as a parent, what will the next two chapters of your life be called?

F.8 Tell me about where you see FC five years from now.

F.9 What do you think you need to do to help her/him get there?

G. Mental Health

One of the things that can affect how we parent is how we feel.

G.1 What kind of things have made you feel stressed, worried, or sad? ²

¹ These questions are adapted from Dan McAdams

<http://www.sesp.northwestern.edu/foley/instruments/interview/>

² *We want to know about the type of acute and chronic stressors that are present in the youth's life, where they are experienced, and how they affect youths' mood. It may be helpful to probe in several domains here: School, home, jobs, community, friendships, romantic relationships, financial stress, racism/discrimination, traumatic events, health, and worry about the future or other people.*

Primary Caregiver Interview Guide

Probes:

- Tell me about the most recent time when you felt this way.
- How long did it last?
- How about when FC was in middle school? In high school? Tell me more about that.

G.2 Some people tell us they are stressed or are feeling sad after they've witnessed violence or lost people they loved. How about for you? TMMAT.

Probe:

Get timing (specific to middle/high school)

G.3 How do you get through stressful or sad times?³

Probes:

- Ever been on medicine for depression?
- Ever go to the hospital for depression?
- Get timing (specific to middle/high school)

G.4 Some people say they struggle with anger from time to time. How about for you?

Probes:

- What kind of things make you angry?
- How do you cope when you feel angry?
- Ever been on medicine for anger? (Timing)
- How about when you FC was in middle or high school – do you remember struggling with anger? Tell me more about that.

G.5 Thinking back over this long time of parenting FC, what moments brought you joy?

H. Employment & Budgets

We're getting near the end of the interview, and we're going to switch gears and talk about work and making ends meet.

H.1 Tell me about work. What's your job situation like now?

Probe:

- About how much do you get paid each month?
- How long have you been there?
- How long do you want to stay?
- Benefits?

³ We want to know how youth cope with the stressors that they face. Do they use problem-solving, distraction, avoidance, disengagement, seeking social support, religious coping etc. We want to know if they use the same strategies to cope with different stressors, and whether they use different strategies for the same stressor when they are in different settings. We want to know whether some coping strategies work in one setting/community, but not in another.

Primary Caregiver Interview Guide

H.2 Tell me about (other) sources of income.

Probe: income from second jobs, informal jobs, overtime pay, and government benefits like SNAP, WIC, TANF, disability

H.3 Where were you working when FC was:
in elementary school?

Probe: full-time/part-time, how long
in middle school?

Probe: full-time/part-time, how long
in high school?

Probe: full-time/part-time, how long

It can be really hard to make ends meet. I'm going to ask you to try to think back in time to when FC was younger about what it was like to hold things together financially.

H.4 Let's think about food first, which can get super expensive when you have to feed kids who are growing more and more every day. When FC was in middle school, was there a time you remember where you got free food or meals from some place in order to add on to what you could afford? TMMAT.

Probe:

How about in high school?

H.5 Sometimes parents skip meals even when they're hungry because there's not enough money for food. Did that happen for you when FC was in middle school? TMMAT.

Probe:

How about in high school?

H.6 Let's talk about how much it costs to keep your house running. Thinking back to when FC was in middle school, was there a time where you couldn't pay the full amount for rent or mortgage? TMMAT.

Probe:

How about in high school?

H.7 Have you ever had a situation where you had to leave a place because you couldn't pay the rent? TMMAT

Probe:

Get timing (middle school/high school for FC?)

H.8 Sometimes when money gets tight people tell us that they move in or stay with other people for a while. How about for you? TMMAT.

Probe:

Get timing (middle school/high school for FC?)

Primary Caregiver Interview Guide

H.9 We've heard from some people that sometimes it wasn't an option for them to stay with others when they didn't have housing, so they stayed in a shelter or a car for a while. How about for you? TMMAT.

Probe:

Get timing (middle school/high school for FC?)

H.10 How about those utility bills – was there a time when FC was in middle school where you had to not pay a gas, water, oil, or electric bill? TMMAT.

Probe:

- How about in high school?
- Did the utility company ever shut off service? TMMAT (probe for timing)

H.11 How about phone service – whether it's landline or cellphone – did you ever get that cancelled because you didn't have enough money for the bill when FC was in middle school?

Probe:

How about in high school?

H.12 Sometimes friends and family pitch in for us when money is tight. Thinking back to when FC was in middle school, did that ever happen for you? TMMAT.

Probe:

- How about in high school?
- Were you ever called on by friends and family to help them out with bills? TMMAT.

H.13 Last question where I'll ask you to go back in time! We all know that health care costs are getting crazier. Thinking back to when FC was in middle school, was there a time when someone living with you needed to see a doctor or go to the hospital, but couldn't because it was too expensive? TMMAT.

Probe:

How about in high school?

H.13 Some people say "there's a lot of month left at the end of the money." How about for you? When does the money run out?

H.14 Overall, how has the past year been for you financially? Tell me more about that.

Probe:

How does this year compare to last year?

I. Conclusion

I.1 You've been so generous with your time. I really appreciate it. We're at the end, and I just want to ask you to tell me about where you see yourself and your family five years from now.

I.2 Is there anything else you'd like to tell me before we end? Anything that you think I've missed or that I should know?