

Plug-and-Play Posterior Sampling under Mismatched Measurement and Prior Models

Marien Renaud^{1*}, Jiaming Liu¹, Valentin de Bortoli²,
Andrés Almansa³, and Ulugbek S. Kamilov^{1,4}

¹Department of Electrical & Systems Engineering, Washington University in St. Louis, USA

²Computer Science Department, ENS, PSL University, 75005, France

³MAP5, CNRS, Université Paris Cité, 75006, France

⁴Department of Computer Science & Engineering, Washington University in St. Louis, USA

Abstract

Posterior sampling has been shown to be a powerful Bayesian approach for solving imaging inverse problems. The recent *plug-and-play unadjusted Langevin algorithm (PnP-ULA)* has emerged as a promising method for Monte Carlo sampling and minimum mean squared error (MMSE) estimation by combining physical measurement models with deep-learning priors specified using image denoisers. However, the intricate relationship between the sampling distribution of PnP-ULA and the mismatched data-fidelity and denoiser has not been theoretically analyzed. We address this gap by proposing a posterior- L_2 pseudometric and using it to quantify an explicit error bound for PnP-ULA under mismatched posterior distribution. We numerically validate our theory on several inverse problems such as sampling from Gaussian mixture models and image deblurring. Our results suggest that the sensitivity of the sampling distribution of PnP-ULA to a mismatch in the measurement model and the denoiser can be precisely characterized.

1 Introduction

Many imaging problems can be formulated as *inverse problems* seeking to recover high-quality images from their low-quality observations. Such problems arise across the fields of biomedical imaging (McCann et al., 2017a), computer vision (Pizlo, 2001), and computational imaging (Ongie et al., 2020). Since imaging inverse problems are generally ill-posed, it is common to apply prior models on the desired images. There has been significant progress in developing *Deep Learning* (DL) based image priors, where a deep model is trained to directly map degraded observations to images (McCann et al., 2017b; Jin et al., 2017; Li et al., 2020).

Model-based DL (MBDL) is an alternative to traditional DL that explicitly uses knowledge of the forward model by integrating DL denoisers as implicit priors into model-based optimization algorithms (Venkatakrishnan et al., 2013; Romano et al., 2017). It has been generally observed that learned denoisers are essential for achieving the state-of-the-art results in many imaging contexts (Metzler et al., 2018; Ullrich-Mendes et al., 2023; Ryu et al., 2019; Hurault et al., 2022; Wu et al., 2020). However, most prior work in the area has focused on methods that can only produce point estimates without any quantification of the reconstruction uncertainty (Belhasin et al., 2023), which can be essential in critical applications such as healthcare or security (Liu et al., 2023).

In recent years, the exploration of strategies for sampling from the posterior probability has emerged as a focal point in the field of inverse problem in imaging (Pereyra et al., 2015; Bouman & Buzzard, 2023; Chung et al., 2023; Song et al., 2022). This pursuit has given rise to a plethora of techniques, encompassing well-established methods such as Gibbs sampling (Coeurdoux et al., 2023), the Unadjusted Langevin Algorithm

*corresponding author: marien.renaud@math.u-bordeaux.fr.

(ULA) (Roberts & Tweedie, 1996; Durmus et al., 2018), and more contemporary innovations like conditional diffusion models (Chung et al., 2022; Kazerouni et al., 2022; Kavar et al., 2022; Song et al., 2023), and Schrödinger bridges (Shi et al., 2022).

Among these sampling methods, ULA, characterized by its Markov chain-based framework, has gained prominence owing to its ease of implementation and recent versions (Cai et al., 2023; Klatzer et al., 2023; Ehrhardt et al., 2023). *Plug-and-Play-ULA* (PnP-ULA) (Laumont et al., 2022) is a specific variant that incorporates the prior knowledge into the dynamics of the Markov chain through a denoiser. While this technique stands out for its simplicity and its ability to approximate the posterior law effectively, it is not immune to challenges, including computational time and distribution shifts between the mathematical formulations and practical experiments. These distribution shifts arise due to several factors. First, there is a distribution shift in the prior distribution, attributed to the approximation of the *minimum mean squared error* (MMSE) denoiser. Second, a distribution shift emerges in the data-fidelity term due to the inherent uncertainty in the forward model (Dar et al., 2022). The impact of these shifts on the efficacy of the sampling method presents an intriguing gap in the current theoretical understanding.

Contributions. (a) Bayesian posterior sampling relies on two operators: a data-fidelity term and a denoising term. This paper stresses that in the case of mismatched operators, there are no error accumulations. Moreover, with mismatched operators, the shift in the sampling distribution can be quantified by a unified formulation, as presented in Theorem 1. (b) Furthermore, we provide a more explicit re-evaluation of the previous convergence results pertaining to PnP-ULA (Laumont et al., 2022). These insights are substantiated by a series of experiments conducted on both a 2D Gaussian Mixture prior and image deblurring scenarios.

2 Background

Inverse Problem. Many problems can be formulated as an inverse problem involving the estimation of an unknown vector $\mathbf{x} \in \mathbb{R}^d$ from its degraded observation $\mathbf{y} = \mathbf{A}\mathbf{x} + \mathbf{n}$, where $\mathbf{A} \in \mathbb{R}^{m \times d}$ is a measurement operator and $\mathbf{n} \sim \mathcal{N}(0, \sigma^2 \mathbf{I}_m)$ is usually the Gaussian noise.

Posterior Sampling. When the estimation task is ill-posed, it becomes essential to include additional assumptions on the unknown \mathbf{x} in the estimation process. In the *Bayesian* framework, one can utilize $p(\mathbf{x})$ as the prior to regularize such estimation problems, and samples from the posterior distribution $p(\mathbf{x}|\mathbf{y})$. The relationship is then established formally using Bayes’s rule $p(\mathbf{x}|\mathbf{y}) \propto p(\mathbf{y}|\mathbf{x})p(\mathbf{x})$, where $p(\mathbf{y}|\mathbf{x})$ denoted as the likelihood function.

In this paper, we focus on the task of sampling the posterior distribution to reconstruct various solutions based on Langevin stochastic differential equation (SDE) $(\mathbf{x}_t)_{t \in \mathbb{R}^+}$ (Roberts & Tweedie, 1996; Durmus et al., 2018) as

$$d\mathbf{x}_t = \nabla \log p(\mathbf{x}_t|\mathbf{y}) + \sqrt{2}d\mathbf{z}_t = \nabla \log p(\mathbf{y}|\mathbf{x}_t) + \nabla \log p(\mathbf{x}_t) + \sqrt{2}d\mathbf{z}_t, \quad (1)$$

where $(\mathbf{z}_t)_{t \in \mathbb{R}^+}$ is a d -dimensional Wiener process. When $p(\mathbf{x}|\mathbf{y})$ is proper and smooth, with $\nabla \log p(\mathbf{x}|\mathbf{y})$ Lipschitz continuous, it has been proven that the stochastic process defined in equation 1 has a unique strong solution which admits the posterior $p(\mathbf{x}|\mathbf{y})$ as unique stationary distribution (Roberts & Tweedie, 1996). In practice, the Unadjusted Langevin algorithm (ULA) Markov chain can be naturally obtained from an Euler-Maruyama discretisation by reformulating the process for all $k \in \mathbb{N}$ as

$$\mathbf{x}_{k+1} = \mathbf{x}_k + \delta \nabla \log p(\mathbf{y}|\mathbf{x}_k) + \delta \nabla \log p(\mathbf{x}_k) + \sqrt{2\delta} \mathbf{z}_{k+1}, \quad (2)$$

where $\mathbf{z}_k \sim \mathcal{N}(0, 1)$ and $\delta > 0$ is a step size controlling a trade-off between asymptotic accuracy and convergence speed (Dalalyan, 2017). The likelihood score $\nabla \log p(\mathbf{y}|\mathbf{x})$ can be computed using the measurement model¹. However, the prior score $\nabla \log p(\mathbf{x})$ cannot be computed explicitly and needs to be approximate.

Score approximation using PnP Priors. Score approximation is a key problem in machine learning which can be solved in various ways such as Moreau-Yosida envelope (Durmus et al., 2018), normalizing flows

¹In this paper, we will assume that the measurement model is known, even though it can be inexact.

(Cai et al., 2023) or score-matching (Nichol & Dhariwal, 2021). In this work, we approximate to the prior score $\nabla \log p(\mathbf{x})$ through a MMSE denoiser D_ϵ^\star denoted as

$$D_\epsilon^\star(\mathbf{z}) := \mathbb{E}[\mathbf{x}|\mathbf{z}] = \int_{\mathbb{R}^d} \mathbf{x} p_{\mathbf{x}|\mathbf{z}}(\mathbf{x}|\mathbf{z}) d\mathbf{x}, \quad (3)$$

where $\mathbf{z} = \mathbf{x} + \mathbf{n}$ with $\mathbf{x} \sim p(\mathbf{x})$, $\mathbf{n} \sim \mathcal{N}(0, \epsilon^2 \mathbf{I}_d)$, $\mathbf{z} \sim p_\epsilon(\mathbf{z})$. Since the exact MMSE denoiser D_ϵ^\star is generally intractable in practice, one can approximate it by a deep neural network (DNN) denoiser $D_\epsilon \neq D_\epsilon^\star$. This DNN denoiser is trained by minimizing the mean squared error (MSE) loss (Xu et al., 2020). It gives a link between the intractable prior distribution and the MMSE denoiser which can be approximated through Tweedie’s formula (Efron, 2011)

$$\nabla \log p(\mathbf{x}) \approx \nabla \log p_\epsilon(\mathbf{x}) = \frac{1}{\epsilon} (D_\epsilon^\star(\mathbf{x}) - \mathbf{x}) \approx \frac{1}{\epsilon} (D_\epsilon(\mathbf{x}) - \mathbf{x}). \quad (4)$$

The right-hand side of equation 4 is then plugged in the ULA Markov chain to obtain the PnP-ULA

$$\mathbf{x}_{k+1} = \mathbf{x}_k + b_\epsilon(\mathbf{x}_k) + \sqrt{2\delta} \mathbf{z}_{k+1}, \quad (5)$$

where the deterministic term of the process b_ϵ corresponds to the drift function defined as

$$b_\epsilon(\mathbf{x}) = \nabla \log p(\mathbf{y}|\mathbf{x}) + \frac{1}{\epsilon} (D_\epsilon(\mathbf{x}) - \mathbf{x}) + \frac{1}{\lambda} (\Pi_{\mathbb{S}}(\mathbf{x}) - \mathbf{x}),$$

with $\Pi_{\mathbb{S}}$ is the orthogonal projection on the convex-compact \mathbb{S} . This term is added for theoretical purposes (ensures that the Markov chain is bounded) but it is rarely activated in practice. The drift $b_\epsilon(\mathbf{x})$ of this Markov chain (5) also corresponds the approximation of the posterior score $\nabla \log p(\mathbf{x}|\mathbf{y})$.

Despite all the approximations made by PnP-ULA, it has been shown by (Laumont et al., 2022) that, under certain relevant assumptions, this Markov chain (5) possesses a unique invariant measure $\pi_{\epsilon,\delta}$ and converges exponentially fast to it. This means that $\pi_{\epsilon,\delta}$ is the sampling distribution limit of the Markov chain (5). In practice, a significant number of step (hundred of thousands) is computed to ensure the convergence. So, we will refer to $\pi_{\epsilon,\delta}$ as the sampling distribution. This has an impact on the computational time required by PnP-ULA which exceeds that of alternative methods, such as diffusion model or flow matching model (Delbracio & Milanfar, 2023). Note that the difference between $\pi_{\epsilon,\delta}(\mathbf{x})$ and $p(\mathbf{x}|\mathbf{y})$ has been quantified in total variation (TV) distance (Laumont et al., 2022, Proposition 6).

3 PnP-ULA sensitivity analysis

In this section, our focal point resides in the investigation of the profound impact of a drift shift on the invariant distribution of the PnP-ULA Markov chain. Such a shift can be observed in both a denoiser shift or a forward model shift. Most of the introduced assumptions are reminiscent of previous work on PnP-ULA analysis Laumont et al. (2022).

With two different drifts b_ϵ^1 and b_ϵ^2 , we define the two corresponding Markov chains for $i \in \{1, 2\}$

$$\mathbf{x}_{k+1}^i = \mathbf{x}_k^i + \delta b_\epsilon^i(\mathbf{x}_k^i) + \sqrt{2\delta} \mathbf{z}_{k+1}^i. \quad (6)$$

Hence, the variables subject to modification in the expression of b_ϵ^i are only the forward model \mathbf{A}^i and the denoiser D_ϵ^i :

$$b_\epsilon^i(\mathbf{x}) = -\frac{1}{2\sigma^2} \nabla \|\mathbf{y} - \mathbf{A}^i \mathbf{x}\|^2 + \frac{1}{\epsilon} (D_\epsilon^i(\mathbf{x}) - \mathbf{x}) + \frac{1}{\lambda} (\Pi_{\mathbb{S}}(\mathbf{x}) - \mathbf{x}),$$

With $\|\cdot\|$ the Euclidean norm on \mathbb{R}^d . The forward model \mathbf{A}^i and the denoiser D_ϵ^i can be viewed as parameters of the PnP-ULA Markov chain. Our goal is to study the sensitivity of the sampling distribution $\pi_{\epsilon,\delta}^i$ to these parameters. For the sake of simplicity in this paper, we will designate b_ϵ^1 as the reference drift and b_ϵ^2 as the mismatched drift. The proposed analysis of a drift shift is based on the following assumptions.

Assumption 1. The prior distributions $p^1(\mathbf{x})$ and $p^2(\mathbf{x})$, denoted as target and mismatched priors, have a finite second moment, $\forall i \in \{1, 2\}$, $\int_{\mathbb{R}^d} \|\mathbf{x}\|^2 p^i(\mathbf{x}) d\mathbf{x} < +\infty$.

This assumption is a reasonable assumption since many images have bounded pixel values, for example $[0, 255]$ or $[0, 1]$.

Assumption 2. The forward model has a bounded density, $\forall \mathbf{y} \in \mathbb{R}^m$, $\sup_{\mathbf{x} \in \mathbb{R}^d} p(\mathbf{y}|\mathbf{x}) < +\infty$. Moreover, the forward model is smooth with Lipschitz gradient, $p(\mathbf{y}|\cdot) \in \mathbf{C}^1(\mathbb{R}^d,]0, +\infty])$ and there exists $L > 0$ such that, $\forall \mathbf{y} \in \mathbb{R}^d$, $\nabla \log(p(\mathbf{y}|\cdot))$ is L -lipschitz.

Assumption 2 is true if the forward problem is linear, which will be the case in our applications.

Assumption 3. There exists $\epsilon_0 > 0$, $M \geq 0$ such that for any $\epsilon \in]0, \epsilon_0]$, $\mathbf{x}_1, \mathbf{x}_2 \in \mathbb{R}^d$:

$$\|D_\epsilon(\mathbf{x}_1) - D_\epsilon(\mathbf{x}_2)\| \leq M\|\mathbf{x}_1 - \mathbf{x}_2\|.$$

Assumption 3 holds if the activation functions of the DNN denoiser are Lipschitz (e.g., ReLU). The constant M is independent of ϵ , when the denoisers are blind denoisers.

Assumption 4. There exists $m \in \mathbb{R}$ such that for any $\mathbf{x}_1, \mathbf{x}_2 \in \mathbb{R}^d$, $\forall i \in \{1, 2\}$:

$$\langle \nabla \log p^i(\mathbf{y}|\mathbf{x}_2) - \nabla \log p^i(\mathbf{y}|\mathbf{x}_1), \mathbf{x}_2 - \mathbf{x}_1 \rangle \leq -m\|\mathbf{x}_2 - \mathbf{x}_1\|^2.$$

Note that if Assumption 4 is satisfied with $m > 0$, then the likelihood $\mathbf{x} \mapsto \log p(\mathbf{y}|\mathbf{x})$ is m -concave. If the forward model \mathbf{A} is not invertible, such as deblurring, then $m < 0$. If Assumption 2 holds, then Assumption 4 holds with $m = -L$. However, it is possible that $m > -L$ which leads to better convergence rates for PnP-ULA. To ensure the stability of PnP-ULA in the case of $m < 0$, the projection on \mathbb{S} has been added.

We introduce metrics which will be used to quantify the difference between the sampling distributions $\pi_{\epsilon, \delta}^1$ and $\pi_{\epsilon, \delta}^2$. The first one is the TV distance which quantifies the point-wise distance between the densities of the probability distributions π denoted as :

$$\|\pi\|_{TV} = \sup_{\|f\|_\infty \leq 1} \left| \int_{\mathbb{R}^d} f(\tilde{x}) d\pi(\tilde{x}) \right|. \quad (7)$$

The second one is the Wasserstein norm which is the cost of optimal transport from one distribution to the other (Villani et al., 2009). Formally, The Wasserstein-1 distance between two distribution π_1, π_2 can be defined as :

$$\mathbf{W}_1(\pi_1, \pi_2) = \inf_{\mu \in \Gamma(\pi_1, \pi_2)} \int_{\mathbb{R}^d \times \mathbb{R}^d} \|\mathbf{x}_1 - \mathbf{x}_2\| d\mu(\mathbf{x}_1, \mathbf{x}_2), \quad (8)$$

Where $\Gamma(\pi_1, \pi_2)$ denoted all transport plans having π_1 and π_2 as marginals.

4 Main Result

To present our theoretical analysis, we first define a new pseudometric between two functions in \mathbb{R}^d

Definition 4.1 (Posterior- L_2 pseudometric). The posterior- L_2 pseudometric between f_1 and $f_2 : \mathbb{R}^d \mapsto \mathbb{R}^d$ is defined by :

$$d_1(f_1, f_2) = \sqrt{\mathbb{E}_{X \sim \pi_{\epsilon, \delta}^1} (\|f_1(X) - f_2(X)\|^2)}. \quad (9)$$

The properties of the posterior- L_2 pseudometric are studied in Supplement A. For the sake of simplicity, we shall call it posterior- L_2 . This metric can be computed in practice because $\pi_{\epsilon, \delta}^1$ is sampling distribution of PnP-ULA run with the drift b_ϵ^1 .

We can now state our main result on PnP-ULA sensitivity to a drift shift.

Theorem 1. *Let Assumptions 1-4 hold true. There exists $A_0, B_0, A_1, B_1 \in \mathbb{R}^+$, such that for $\delta \in]0, \bar{\delta}]$:*

$$\begin{aligned}\|\pi_{\epsilon, \delta}^1 - \pi_{\epsilon, \delta}^2\|_{TV} &\leq A_0 d_1(b_\epsilon^1, b_\epsilon^2) + B_0 \delta^{\frac{1}{4}}, \\ \mathbf{W}_1(\pi_{\epsilon, \delta}^1, \pi_{\epsilon, \delta}^2) &\leq A_1 (d_1(b_\epsilon^1, b_\epsilon^2))^{\frac{1}{2}} + B_1 \delta^{\frac{1}{8}},\end{aligned}$$

With $\bar{\delta} = \frac{1}{3}(L + \frac{M+1}{\epsilon} + \frac{1}{\lambda})^{-1}$. The proof is provided in Supplement D.

Theorem 1 establishes that a drift shift implies a bounded shift in the sampling distribution. Both the total variation (TV) and Wasserstein distance bounds consist of two different terms. The first term depends on the posterior- L_2 distance $d_1(b_\epsilon^1, b_\epsilon^2)$, which represents the drift shift error. The second term is a discretization error term that depends on the step-size δ . The Wasserstein distance bound seems suboptimal, since it has been derived directly from the TV bound. A similar bound in Wasserstein distance, analogous to the TV -distance, could potentially be demonstrated. However, we leave this for future work.

The pseudometric d_1 also appears in the analysis of diffusion models. For example in Chen et al. (2023); Benton et al. (2023); Conforti et al. (2023) the convergence bounds are expressed in terms of $\int_{\mathbb{R}^d} \|\nabla \log q_t(x_t) - s_\theta(t, x_t)\|^2 q_t(x_t) dx_t$, where q_t is the density of the forward process and s_θ is the approximated score. This quantity also corresponds to the difference of the drifts between the *ideal* backward diffusion process and the approximated backward diffusion used in practice. Similar tools, namely Girsanov theory, are used in both our analysis and the error bounds of diffusion models. Hence our results can be seen as a PnP counterpart of existing results on diffusion models.

Our analysis is backward-compatible with the previous theoretical results (Laumont et al., 2022, Proposition 6) on PnP-ULA. In addition, our result provides a reformulation of (Laumont et al., 2022, Proposition 6) if denoisers D_ϵ^i are close to the exact MMSE denoiser D_ϵ^* in the infinite norm. However, it is worth to note that our result is more general because no assumptions are made on the quality of denoiser D_ϵ^i . Another key difference lies in the posterior- L_2 pseudometric, which is relevant to characterize the Wasserstein distance, as we can see in our experiments (see Section 5).

4.1 Implications and Consequences

In this section, we will present various consequences of Theorem 1 and different application cases. All these results are presented in TV -distance for simplicity, but can also be easily derived in Wasserstein distance. A demonstration of these results can be found in Supplement E.

4.1.1 Denoiser shift

Theorem 1 has an interesting consequence in case of a denoiser shift. The posterior- L_2 appears to be a relevant metric to compare different denoisers efficiencies to provide a high-quality sampling.

Corollary 1.1. *Let Assumptions 1-4 hold true. There exists $A_2, B_2 \in \mathbb{R}^+$, such that $\forall \delta \in]0, \bar{\delta}]$ and for all denoisers D_ϵ^1 and D_ϵ^2 :*

$$\|\pi_{\epsilon, \delta}^1 - \pi_{\epsilon, \delta}^2\|_{TV} \leq A_2 d_1(D_\epsilon^1, D_\epsilon^2) + B_2 \delta^{\frac{1}{4}}.$$

Similar to Theorem 1, there are two terms: the first one quantifying the denoiser shift, and the second one is the discretization error. The proof of this corollary can be found in Supplement E.1. It provides a quantification of the sensitivity of the invariant law of PnP-ULA to the denoiser, which is a key component of the process. This can be viewed as the process's sensitivity to regularization, or in a Bayesian paradigm, to prior knowledge.

4.1.2 Reformulation of PnP-ULA convergence guaranties

Another consequence is the reformulation of PnP-ULA's previous convergence result (Laumont et al., 2022, Proposition 6), which previously required the denoiser to be close to the exact MMSE denoiser D_ϵ^* (see equation 3). We have demonstrated a similar convergence result without this assumption.

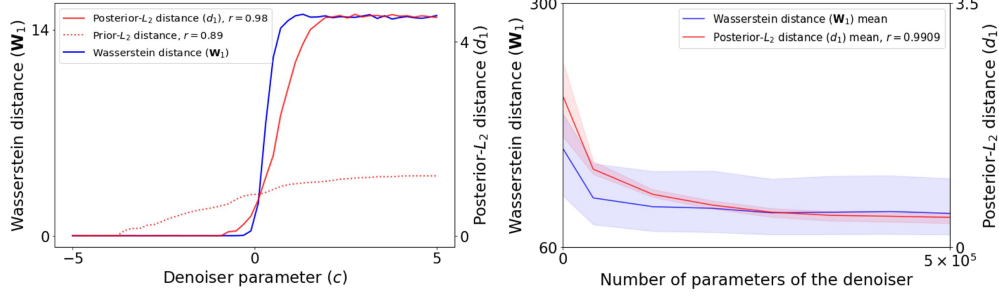


Figure 1: Illustration of the subtlety of Theorem 1’s bound by visualizing the strong correlation between the Wasserstein distance between sampling distributions and the posterior- L_2 distance between denoisers. *Left plot:* Distances, for the GMM experiment in 2D, compute between sampling generated by mismatch denoisers and the exact MMSE denoiser. Note how the posterior- L_2 is more correlated to the Wasserstein distance than the prior- L_2 . *Right plot:* Distances, for the gray-scale images experiment, compute between DnCNN denoisers with 5×10^5 weights and other DnCNN denoisers with fewer weights. Note how the posterior- L_2 and the Wasserstein distance are highly correlated with correlation $r = 0.9909$ in average and $r > 0.97$ for each image.

More precisely, by naming $p_\epsilon(\cdot|\mathbf{y})$ the posterior distribution with p_ϵ (see equation 2) as a prior distribution, the following result holds.

Corollary 1.2. *Let Assumptions 1-5 hold true. Let $\lambda > 0$ such that $2\lambda(L + \frac{M+1}{\epsilon} - \min(m, 0)) \leq 1$ and $\epsilon \leq \epsilon_0$. There exists $C_3 \geq 0$ such that for $R_C > 0$ such that $\bar{B}(0, R_C) \subset \mathbb{S}$ there exist $A_3, B_3, \in \mathbb{R}^+$ such that $\forall \delta \in]0, \bar{\delta}]$:*

$$\|p_\epsilon(\cdot|\mathbf{y}) - \pi_{\epsilon,\delta}^2\|_{TV} \leq A_3 d_1(D_\epsilon^*, D_\epsilon^2) + B_3 \delta^{\frac{1}{4}} + C_3 R_C^{-1}.$$

A demonstration can be found in Supplement E.2. This result requires another technical assumption 5 which is nothing more than some regularity on the exact MMSE denoiser.

4.1.3 Forward model shift

Another interesting consequence of Theorem 1 is in case of a forward model mismatch, a high-stakes subject especially in medical imaging (Dar et al., 2022). It implies that if the shift of the forward model is limited, then the shift on the sampling distribution is limited. This proves the stability of PnP-ULA to a mismatched forward model.

Corollary 1.3. *Let Assumptions 1-4 hold true. There exist $A_3, B_3 \in \mathbb{R}^+$, such as $\forall \delta \in]0, \bar{\delta}]$:*

$$\|\pi_{\epsilon,\delta}^1 - \pi_{\epsilon,\delta}^2\|_{TV} \leq A_4 \|\mathbf{A}^1 - \mathbf{A}^2\| + B_4 \delta^{\frac{1}{4}}.$$

A demonstration can be found in E.3. If the supposed degradations are close, sampling with the same observation will be close. This important stability has been proven in this context.

5 Numerical experiments

Our main result in Theorem 1 provides error bounds for the distance between two sampling distributions $\pi_{\epsilon,\delta}^1$ and $\pi_{\epsilon,\delta}^2$, as a function of the corresponding posterior- L_2 . We provide numerical validations of this bound by exploring the behavior of the Wasserstein distance between sampling distributions and the corresponding posterior L_2 pseudometric defined Eq 4.1. We use the correlation between these two distances to validate our theoretical results and show that the posterior- L_2 pseudometric can characterize the Wasserstein distance.

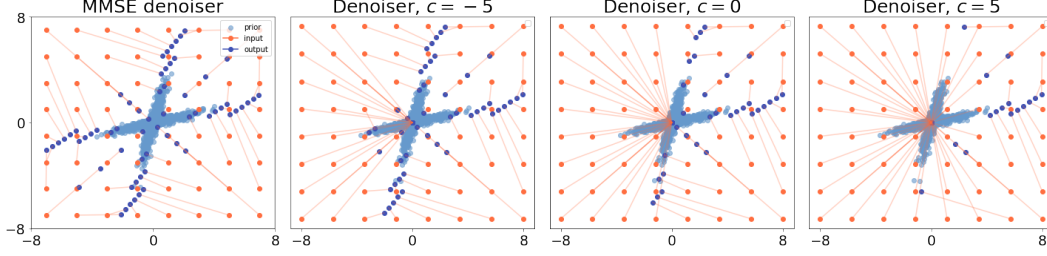


Figure 2: Illustration of denoisers with $\epsilon = 0.05$ used for the 2D Gaussian Mixture experiment. The prior distribution, a Gaussian Mixture, is represented by sample (in light blue). Denoising functions from \mathbb{R}^2 to \mathbb{R}^2 are represented by there outputs (in dark blue) on a set of inputs (in orange) linked together (by an orange line). *Rightmost*: Exact MMSE denoiser. *Leftmost*: Three mismatch denoisers with various c parameter.

The three experiments illustrate the usefulness of the three different corollaries in the previous section. Our first experiment (section 5.1) illustrates sampling distribution error (Corollary 1.2) for a GMM in 2D. The second experiment (section 5.2) illustrates denoiser shift (Corollary 1.1) for an gray-scale image deblurring. The third example in section 5.3 illustrates forward model shift (Corollary 1.3) on color image deblurring.

More results of PnP-ULA on images can be found in Supplement C. More technical details about experiments can be found in Supplement B. The code used in these experiments can be found in PnP ULA posterior law sensitivity.

5.1 Denoiser Shift on Gaussian Mixture Model in 2D

In general, computing the exact MMSE denoiser D_ϵ^* is a challenging task. However, if we assume that the prior distribution $p(\mathbf{x})$ follows a Gaussian Mixture Model (GMM), then a closed-form expression for D_ϵ^* becomes available. This allows us to evaluate Corollary 1.2 in a simplified scenario involving a 2D GMM. We emphasize the ability of the posterior- L_2 pseudometric between denoisers to explain variations in the Wasserstein distance between sampling distributions. Notably, denoisers are trained based on the prior distribution, which might lead one to expect that the prior- L_2 norm would provide a more accurate measure. However, we will illustrate that this is not the case.

The algorithm is run for a denoising problem ($A = I_2$, $\sigma^2 = 1$) and the observation $y = (0, 8)$. With PnP-ULA parameters : $\epsilon = 0.05$, $\delta = 0.05$ and $N = 100000$. The initialization of the Markov chain is taken at $\mathbf{x} = 0$. Samples, $s^* = (s_k^*)_{k \in [1, N]}$, generated by the exact MMSE denoiser D_ϵ^* provide a reference sampling distribution $\pi^* = \frac{1}{N} \sum_{k=1}^N \delta_{s_k^*}$.

We introduce a novel class of denoising operators referred to as *mismatched denoisers*, denoted as D_ϵ^c . These operators are defined to be equal to the exact MMSE denoiser when the horizontal coordinate x_1 exceeds a threshold c and 0 otherwise.

$$D_\epsilon^c(x_1, x_2) := \begin{cases} D_\epsilon^*(x_1, x_2) & \text{if } x_1 > c \\ 0 & \text{otherwise} \end{cases} \quad (10)$$

It becomes evident that $\lim_{c \rightarrow -\infty} D_\epsilon^c = D_\epsilon^*$ and conversely $\lim_{c \rightarrow +\infty} D_\epsilon^c = 0$. In Figure 2, we visualize denoisers used in the experiment. A total of 50 distinct mismatched denoisers are systematically generated, spanning the parameter range $c \in [-5, 5]$. Concomitant with each of these denoisers D_ϵ^c , a corresponding sample $s^c = (s_k^c)_{k \in [1, N]}$ and sampling distribution $\pi^c = \frac{1}{N} \sum_{k=1}^N \delta_{s_k^c}$ is generated.

In Figure 1, we present the Wasserstein distance, denoted as $\mathbf{W}_1(\pi^*, \pi^c)$, between the reference sampling distribution π^* and the mismatched sampling distribution π^c . Concurrently, we compute the prior- L_2 pseudometric between denoisers, $\sqrt{\frac{1}{N} \sum_{k=1}^N \|D_\epsilon^*(x_k) - D_\epsilon^c(x_k)\|^2}$, with $(x_k)_{k \in [1, N]}$ a sample of the prior distribution.

Furthermore, we display the posterior- L_2 pseudometric, $d_1(D_\epsilon^*, D_\epsilon^c) = \sqrt{\frac{1}{N} \sum_{k=1}^N \|D_\epsilon^*(s_k^*) - D_\epsilon^c(s_k^*)\|^2}$. The




Figure 3: Illustration of MMSE estimators computed by PnP-ULA run on 10^5 steps with various DnCNN denoisers. The quantities in the top-left corner of each image provide PSNR and SSIM values for each denoisers. Denoisers have a different number of weights, but are all trained in the same way. Note that a shift between the reference denoiser (5×10^5 weights) and mismatched denoisers using less weights (10^3 or 10^5 weights) implies a shift in the MMSE estimator quality.

relation between these metrics is explained in Corollary 1.2. Upon a closer examination of Figure 1, it becomes evident that the posterior- L_2 pseudometric exhibits a stronger correlation with the Wasserstein distance, $r = 0.98$, when compared to the prior- L_2 pseudometric, $r = 0.89$. This experiment shows the relevance of the posterior- L_2 pseudometric (at the basis of Theorem 1) to reflect the accuracy of a posterior sampling method.

5.2 Denoiser shift on gray-scale images

In practical applications, the learned denoising model does not equate to the exact MMSE denoiser. Furthermore, the testing distribution rarely aligns perfectly with the training distribution, giving rise to a distributional mismatch that can be understood as a form of *incorrect training* for the denoiser. In this context, it becomes imperative to understand the sensitivity of the invariant distribution of PnP-ULA concerning the denoiser. This sensitivity is elucidated by Equation 1.1.

In order to validate empirically this result, the deblurring task is addressed using a uniform blur kernel with dimensions of 9×9 and a noise level of $\sigma = \frac{1}{255}$. This degradation is applied to natural images (from CBSD68 dataset (Martin et al., 2001)) of size 256×256 in grayscale. A total of 17 distinct DnCNN denoising models (Ryu et al., 2019) were trained, each varying in the number of layers, ranging from a single layer to a maximum of 17 layers. PnP-ULA was runned for a duration of 10^4 steps using each of these denoising models across 15 different images (see Supplement B). Parameters are chosen following the recommendation of (Laumont et al., 2022). The initialization of PnP-ULA was performed using the observation vector \mathbf{y} , and a total of $N = 1000$ images were saved as samples, with one image being saved every 10 steps in the sampling process.

We denote by $s^i = (s_k^i)_{1 \leq k \leq N}$ the samples generated using the denoiser D_ϵ^i with i layers and $\pi^i = \frac{1}{N} \sum_{k=1}^N \delta_{s_k^i}$ the corresponding sampling distribution. π^{17} is our reference sampling distribution. Figure 1 illustrates the Wasserstein distance between sampling distributions denoted as $\mathbf{W}_1(\pi^{17}, \pi^i)$, in comparison to the posterior- L_2 between denoisers, defined as $d_1(D_\epsilon^{17}, D_\epsilon^i) = \sqrt{\frac{1}{N} \sum_{k=1}^N \|D_\epsilon^{17}(s_k^{17}) - D_\epsilon^i(s_k^{17})\|^2}$. Results on images are depicted in Figure 3 to provide empirical evidence that a more powerful denoiser results in a more precise reconstruction.

The figures display both the mean and the range of results across the 15 images. For each image (note that constants of Theorem 1 are problem-specific), we compute the correlation, and the average correlation is



Figure 4: Illustration of the PnP-ULA stability to a mismatch forward model. *Leftmost six plots*: MMSE estimators computed with PnP-ULA run on 30,000 steps on Gaussian blur of standard deviation σ_1 . *Rightmost*: Evolution of the Wasserstein distance between sampling distributions computed with a mismatched blur kernel, $\sigma_1 \in [0, 3[$ and sampling with the exact forward model $\sigma^* = 3$. Note that the image reconstruction quality improves as σ_1 gets closer to $\sigma^* = 3$, used to degrade the image. In addition, in the case of Gaussian blur, the pseudometric is given by $|\sigma_1 - \sigma^*|$ which justifies qualitatively the observed linear decrease of the Wasserstein distance.

computed to be $r = 0.9909$, with the correlation between the two distances for each image $r > 0.97$.

It is important to note that the Wasserstein distance does not tend to zero because of a bias in this scenario. A sample of 1000 images in a space of dimension $256 \times 256 = 65,536$ is insufficient. Therefore, two samples from the same distribution should not be expected to have a Wasserstein distance of zero.

Evidently, the two distances exhibit a significant correlation, showing a link between these two distances. Consequently, the objective of this experiment is achieved. Furthermore, it is apparent that the samples generated by the denoiser with only 10^5 weights closely resemble those produced by the denoiser 5×10^5 weights. In this context, it appears relevant to train a denoiser with only 5 layers (10^5 weights), as it is easier to train and less computationally intensive to deploy.

5.3 Forward model shift on color images

Theorem 1 has another implication when dealing with uncertainty in the forward model. This arises, for instance, in medical imaging when the exact parameterization of the measuring instrument is not well-defined (Dar et al., 2022). Corollary 1.3 elaborates on how the sampling distribution is sensitive to shifts in the forward model.

In our experimental setup, we address the deblurring inverse problem using the CelebA validation set, which consists exclusively of images of women’s faces resized to RGB dimensions of 256×256 pixels. A Gaussian blur kernel is applied to the images, with a standard deviation σ_1 being subject to modification. The denoiser is implemented using the DRUNet architecture (Zhang et al., 2021) and has been trained on the CelebA dataset (Liu et al., 2015). Other parameters of PnP-ULA are chosen following the recommendation of (Laumont et al., 2022).

The image is initially degraded using a Gaussian blur kernel with a standard deviation of $\sigma^* = 3$. This reference sampling distribution is denoted π^* . Multiple Markov chains are then computed, each spanning 30,000 steps, under the assumption of mismatched forward models with varying standard deviations, $\sigma_1 \in [0, 3[$. At every 30 steps of these chains, we select $N = 1,000$ samples, resulting in distinct sampling distributions π_{σ_1} . We subsequently compute the Wasserstein distance, denoted as $\mathbf{W}_1(\pi^*, \pi_{\sigma_1})$, to quantify the discrepancy between the reference sampling distribution π^* and the mismatched sampling distribution π_{σ_1} .

This procedure is applied to two images presented in Figure 4. The distance between the blur matrices with a Gaussian kernel is directly the difference between the standard deviation of these kernels. The observed trend aligns precisely with the expected behavior: as the assumed standard deviation of the blur kernel, denoted as σ_1 , approaches 3, the exact kernel of blur, the Wasserstein distance $\mathbf{W}_1(\pi^*, \pi_{\sigma_1})$ decrease and

the quality of the reconstruction improves. It’s notable that when $\sigma_1 = 0$, we essentially have a denoising scenario with minimal noise, resulting in a reconstructed image that closely resembles the observed image. This experiment clearly illustrates the corollary 1.3 in context of a forward model mismatch.

6 Conclusion

In conclusion, our comprehensive analysis of the PnP-ULA algorithm has provided us with insights into the intricacies of this powerful posterior sampling technique. Through rigorous examination, we’ve successfully unified the understanding of denoiser shifts and variations in the forward model, encapsulating these phenomena in a singular and novel result, denoted as Theorem 1. Importantly, our error bounds are expressed in terms of a posterior- L_2 pseudometric, which we show to be more relevant than the previously used bound between denoisers (Laumont et al., 2022). Future work will investigate how to extend our results to other Langevin based dynamics (Klatzer et al., 2023), with a particular focus on annealing and exploring the broader applications of our results in addressing various inverse problems.

7 Acknowledgements

This paper is partially based upon work supported by the NSF CAREER award under grants CCF-2043134. This study has been carried out with financial support from the French Research Agency through the PostProdLEAP grant (ANR-19-CE23-0027-01) and from the France 2030 research programme on artificial intelligence, via grant PDE-AI (ANR-23-PEIA-0004). We also want to thank Shirin Shoushtari for providing pre-trained DRUNet denoisers.

References

- Alper Aksac, Douglas J Demetrick, Tansel Ozyer, and Reda Alhajj. Brecahad: a dataset for breast cancer histopathological annotation and diagnosis. *BMC Research Notes*, 2019.
- Omer Belhasin, Yaniv Romano, Daniel Freedman, Ehud Rivlin, and Michael Elad. Principal uncertainty quantification with spatial correlation for image restoration problems. *arXiv preprint arXiv:2305.10124*, 2023.
- Joe Benton, Valentin De Bortoli, Arnaud Doucet, and George Deligiannidis. Linear convergence bounds for diffusion models via stochastic localization. *arXiv preprint arXiv:2308.03686*, 2023.
- Charles A. Bouman and Gregory T. Buzzard. Generative plug and play: Posterior sampling for inverse problems, 2023.
- Ziruo Cai, Junqi Tang, Subhadip Mukherjee, Jinglai Li, Carola Bibiane Schönlieb, and Xiaoqun Zhang. Nf-ula: Langevin monte carlo with normalizing flow prior for imaging inverse problems. *arXiv preprint arXiv:2304.08342*, 2023.
- Hongrui Chen, Holden Lee, and Jianfeng Lu. Improved analysis of score-based generative modeling: User-friendly bounds under minimal smoothness assumptions. In *International Conference on Machine Learning*, pp. 4735–4763. PMLR, 2023.
- Hyungjin Chung, Jeongsol Kim, Michael T Mccann, Marc L Klasky, and Jong Chul Ye. Diffusion posterior sampling for general noisy inverse problems. *arXiv preprint arXiv:2209.14687*, 2022.
- Hyungjin Chung, Jeongsol Kim, Michael T. Mccann, Marc L. Klasky, and Jong Chul Ye. Diffusion posterior sampling for general noisy inverse problems, 2023.

- Florentin Coeurdoux, Nicolas Dobigeon, and Pierre Chainais. Plug-and-play split gibbs sampler: embedding deep generative priors in bayesian inference, 2023.
- Giovanni Conforti, Alain Durmus, and Marta Gentiloni Silveri. Score diffusion models without early stopping: finite fisher information is all you need. *arXiv preprint arXiv:2308.12240*, 2023.
- Arnak S Dalalyan. Theoretical guarantees for approximate sampling from smooth and log-concave densities. *Journal of the Royal Statistical Society Series B: Statistical Methodology*, 79(3):651–676, 2017.
- Salman UH Dar, Şaban Öztürk, Yilmaz Korkmaz, Gokberk Elmas, Muzaffer Özbey, Alper Güngör, and Tolga Çukur. Adaptive diffusion priors for accelerated mri reconstruction. *arXiv preprint arXiv:2207.05876*, 2022.
- Mauricio Delbracio and Peyman Milanfar. Inversion by direct iteration: An alternative to denoising diffusion for image restoration, 2023.
- Alain Durmus, Eric Moulines, and Marcelo Pereyra. Efficient bayesian computation by proximal markov chain monte carlo: when langevin meets moreau. *SIAM Journal on Imaging Sciences*, 11(1):473–506, 2018.
- Bradley Efron. Tweedie’s formula and selection bias. *Journal of the American Statistical Association*, 106(496):1602–1614, 2011. doi: 10.1198/jasa.2011.tm11181. URL <https://doi.org/10.1198/jasa.2011.tm11181>. PMID: 22505788.
- Matthias J. Ehrhardt, Lorenz Kuger, and Carola-Bibiane Schönlieb. Proximal langevin sampling with inexact proximal mapping, 2023.
- Samuel Hurault, Arthur Leclaire, and Nicolas Papadakis. Proximal denoiser for convergent plug-and-play optimization with nonconvex regularization. In *International Conference on Machine Learning*, pp. 9483–9505. PMLR, 2022.
- Kyong Hwan Jin, Michael T McCann, Emmanuel Froustey, and Michael Unser. Deep convolutional neural network for inverse problems in imaging. *IEEE Transactions on Image Processing*, 26(9):4509–4522, 2017.
- Tero Karras, Miika Aittala, Janne Hellsten, Samuli Laine, Jaakko Lehtinen, and Timo Aila. Training generative adversarial networks with limited data, 2020.
- Bahjat Kawar, Michael Elad, Stefano Ermon, and Jiaming Song. Denoising Diffusion Restoration Models. In *ICLR Workshop on Deep Generative Models for Highly Structured Data*, volume 2020-Decem, jan 2022.
- Amirhossein Kazerouni, Ehsan Khodapanah Aghdam, Moein Heidari, Reza Azad, Mohsen Fayyaz, Ilker Hacıhaliloglu, and Dorit Merhof. Diffusion models for medical image analysis: A comprehensive survey. *arXiv preprint arXiv:2211.07804*, 2022.
- Teresa Klatzer, Paul Dobson, Yoann Altmann, Marcelo Pereyra, Jesús María Sanz-Serna, and Konstantinos C. Zygalakis. Accelerated bayesian imaging by relaxed proximal-point langevin sampling, 2023.
- Rémi Laumont, Valentin De Bortoli, Andrés Almansa, Julie Delon, Alain Durmus, and Marcelo Pereyra. Bayesian imaging using plug & play priors: when langevin meets tweedie. *SIAM Journal on Imaging Sciences*, 15(2):701–737, 2022.
- Housen Li, Johannes Schwab, Stephan Antholzer, and Markus Haltmeier. Nett: solving inverse problems with deep neural networks. *Inverse Problems*, 36(6):065005, jun 2020. doi: 10.1088/1361-6420/ab6d57. URL <https://dx.doi.org/10.1088/1361-6420/ab6d57>.
- Jiaming Liu, Rushil Anirudh, Jayaraman J. Thiagarajan, Stewart He, K. Aditya Mohan, Ulugbek S. Kamilov, and Hyojin Kim. Dolce: A model-based probabilistic diffusion framework for limited-angle CT reconstruction. In *Proc. IEEE Int. Conf. Comp. Vis. (ICCV)*, 2023.

- Ziwei Liu, Ping Luo, Xiaogang Wang, and Xiaoou Tang. Deep learning face attributes in the wild. In *Proceedings of International Conference on Computer Vision (ICCV)*, December 2015.
- D. Martin, C. Fowlkes, D. Tal, and J. Malik. A database of human segmented natural images and its application to evaluating segmentation algorithms and measuring ecological statistics. In *Proceedings Eighth IEEE International Conference on Computer Vision. ICCV 2001*, volume 2, pp. 416–423 vol.2, 2001. doi: 10.1109/ICCV.2001.937655.
- Michael T. McCann, Kyong Hwan Jin, and Michael Unser. Convolutional neural networks for inverse problems in imaging: A review. *IEEE Signal Processing Magazine*, 34(6):85–95, nov 2017a. doi: 10.1109/msp.2017.2739299. URL <https://doi.org/10.1109/2Fmsp.2017.2739299>.
- Michael T McCann, Kyong Hwan Jin, and Michael Unser. Convolutional neural networks for inverse problems in imaging: A review. *IEEE Signal Processing Magazine*, 34(6):85–95, 2017b.
- Christopher A. Metzler, Philip Schniter, Ashok Veeraraghavan, and Richard G. Baraniuk. prDeep: Robust phase retrieval with a flexible deep network. In *Proc. 36th Int. Conf. Mach. Learn.*, pp. 3501–3510, Stockholmsmässan, Stockholm Sweden, Jul. 10–15 2018.
- Alexander Quinn Nichol and Prafulla Dhariwal. Improved denoising diffusion probabilistic models. In *International Conference on Machine Learning*, pp. 8162–8171. PMLR, 2021.
- Gregory Ongie, Ajil Jalal, Christopher A Metzler, Richard G Baraniuk, Alexandros G Dimakis, and Rebecca Willett. Deep learning techniques for inverse problems in imaging. *IEEE Journal on Selected Areas in Information Theory*, 1(1):39–56, 2020.
- Marcelo Pereyra, Philip Schniter, Emilie Chouzenoux, Jean-Christophe Pesquet, Jean-Yves Tournier, Alfred Hero, and Steve McLaughlin. A Survey of Stochastic Simulation and Optimization Methods in Signal Processing. *IEEE Journal on Selected Topics in Signal Processing*, 10(2):224–241, may 2015. ISSN 19324553. doi: 10.1109/JSTSP.2015.2496908.
- Zygmunt Pizlo. Perception viewed as an inverse problem. *Vision Research*, 41(24):3145–3161, 2001. ISSN 0042-6989. doi: [https://doi.org/10.1016/S0042-6989\(01\)00173-0](https://doi.org/10.1016/S0042-6989(01)00173-0). URL <https://www.sciencedirect.com/science/article/pii/S0042698901001730>.
- Gareth O. Roberts and Richard L. Tweedie. Exponential convergence of langevin distributions and their discrete approximations. *Bernoulli*, 2(4):341–363, 1996. ISSN 13507265. URL <http://www.jstor.org/stable/3318418>.
- Yaniv Romano, Michael Elad, and Peyman Milanfar. The little engine that could: Regularization by denoising (red). *SIAM Journal on Imaging Sciences*, 10(4):1804–1844, 2017.
- Ernest K. Ryu, Jialin Liu, Sicheng Wang, Xiaohan Chen, Zhangyang Wang, and Wotao Yin. Plug-and-Play Methods Provably Converge with Properly Trained Denoisers. In *(ICML) International Conference on Machine Learning*, may 2019.
- Yuyang Shi, Valentin De Bortoli, George Deligiannidis, and Arnaud Doucet. Conditional simulation using diffusion schrödinger bridges, 2022.
- Jiaming Song, Arash Vahdat, Morteza Mardani, and Jan Kautz. Pseudoinverse-Guided Diffusion Models for Inverse Problems. In *(ICLR) International Conference on Learning Representations*, 2023. URL <https://openreview.net/forum?id=9{ }gsMA8MRKQhttps://youtu.be/DvUAiqTCMAg>.
- Yang Song, Liye Shen, Xing Lei, and Stefano Ermon. Solving inverse problems in medical imaging with score-based generative models. In *International Conference on Learning Representations*, 2022. URL <https://openreview.net/forum?id=vaRCHVjOuGI>.

- Maciej Sypetkowski, Morteza Rezanejad, Saber Saberian, Oren Kraus, John Urbanik, James Taylor, Ben Mabey, Mason Vectors, Jason Yosinski, Alborz Rezazadeh Sereshkeh, Imran Haque, and Berton Earnshaw. Rxrx1: A dataset for evaluating experimental batch correction methods, 2023.
- Cristiano Ulundu-Mendes, Loïc Denis, Charles-Alban Deledalle, and Florence Tupin. Robustness to spatially-correlated speckle in Plug-and-Play PolSAR despeckling. working paper or preprint, 2023. URL <https://telecom-paris.hal.science/hal-04159195>.
- Singanallur V Venkatakrishnan, Charles A Bouman, and Brendt Wohlberg. Plug-and-play priors for model based reconstruction. In *2013 IEEE global conference on signal and information processing*, pp. 945–948. IEEE, 2013.
- Cédric Villani et al. *Optimal transport: old and new*, volume 338. Springer, 2009.
- Zihui Wu, Yu Sun, Alex Matlock, Jiaming Liu, Lei Tian, and Ulugbek S Kamilov. Simba: Scalable inversion in optical tomography using deep denoising priors. *IEEE Journal of Selected Topics in Signal Processing*, 14(6):1163–1175, 2020.
- Xiaojian Xu, Yu Sun, Jiaming Liu, Brendt Wohlberg, and Ulugbek S Kamilov. Provable convergence of plug-and-play priors with mmse denoisers. *IEEE Signal Processing Letters*, 27:1280–1284, 2020.
- Kai Zhang, Yawei Li, Wangmeng Zuo, Lei Zhang, Luc Van Gool, and Radu Timofte. Plug-and-play image restoration with deep denoiser prior. *IEEE Transactions on Pattern Analysis and Machine Intelligence*, 44(10):6360–6376, 2021.

Supplementary Material

Our unified analysis of PnP-ULA is based on stochastic equation theory. In Supplement A, we first analyse the properties of the posterior- L_2 pseudometric. In Supplement B, we include additional technical details on experiments. In Supplement C, more result of PnP-ULA on various images are presented. In Supplement D, we demonstrated the Theorem 1. In Supplement E, we derive from the main result the different corollaries.

A Posterior- L_2 pseudometric

We define the distance which has been naturally introduce 4.1, the posterior- L_2 pseudometric :

$$d_1(b_\epsilon^1, b_\epsilon^2) = \sqrt{\mathbb{E}_{X \sim \pi_{\epsilon, \delta}^1} (\|b_\epsilon^1(X) - b_\epsilon^2(X)\|^2)}.$$

It is very clear that this function of $(b_\epsilon^1, b_\epsilon^2)$ is positive, symmetric and is verifies the triangular inequality. To verify that this is a distance, only the separability needs to be ensured.

If $d_1(b_\epsilon^1, b_\epsilon^2) = 0$, then $b_\epsilon^1 = b_\epsilon^2$ on the domain where $\pi_{\epsilon, \delta}^1 > 0$.

Let's suppose that $\pi_{\epsilon, \delta}^1$ equals $p(\cdot|y)$ (no approximation errors). But the support of $p(\cdot|y)$ is the support of the prior $p(\mathbf{x})$ because of the Gaussian noise. Thus, the two functions are equal if their support are included on the support of the distribution of data. This is totally acceptable because the area of the space where it matters that $b_\epsilon^1 = b_\epsilon^2$ is exactly where it represents images.

We use the notation d_1 for this metric to emphasize that it involves integrating the L_2 norm over the reference sampling distribution $\pi_{\epsilon, \delta}^1$. While it is possible to perform integration over the mismatched sampling distribution $\pi_{\epsilon, \delta}^2$, we have observed in practice that integrating over $\pi_{\epsilon, \delta}^1$ exhibits a more similar behavior to the corresponding Wasserstein distance between sampling distributions compared to integrating over $\pi_{\epsilon, \delta}^2$.

To be precise, d_1 is a pseudometric because the separability is not ensured. However, in our case of evaluation it will have the same behavior than a distance. It will be named posterior- L_2 pseudometric.

B Additional Technical Details

This section presents several technical details that were omitted from the main paper for space. There are three parts for each of the experiments.

B.1 Technical details of GMM in 2D

Following the experimental setup of Laumont et al. (2022), a regularization weight $\alpha > 0$ is added to the process. So, the Markov chain, which is computed, is defined by 5 with a drift:

$$b_\epsilon(\mathbf{x}) = \nabla \log p(\mathbf{y}|\mathbf{x}) + \frac{\alpha}{\epsilon} (D_\epsilon(\mathbf{x}) - \mathbf{x}) + \frac{1}{\lambda} (\Pi_{\mathbb{S}}(\mathbf{x}) - \mathbf{x}).$$

This parameter allows for the balancing of weights between the prior score and the data-fidelity score. This α parameter is useful in this experiment to convergence to a law closer to the posterior law. In practice $\alpha = 0.3$. For experiment on images, this parameter is always taken $\alpha = 1$.

The prior is supposed to be a Gaussian Mixture Model

$$p(\mathbf{x}) = \sum_{i=1}^p w_i \mathcal{N}(\mathbf{x}; \boldsymbol{\mu}_i, \boldsymbol{\Sigma}_i),$$

With $w_i \geq 0, \sum_{i=1}^p w_i = 1$ weights between the Gaussian and $\mathcal{N}(\mathbf{x}; \boldsymbol{\mu}_i, \boldsymbol{\Sigma}_i)$ the Gaussian distribution of mean $\boldsymbol{\mu}_i$ and covariance matrix $\boldsymbol{\Sigma}_i$ evaluate in \mathbf{x} .

In this case, the posterior distribution has a closed form

$$p(\mathbf{x}|\mathbf{y}) = \sum_{i=1}^p a_i \mathcal{N}(\mathbf{x}; \mathbf{m}_i, \mathbf{S}_i^{-1}),$$

With :

- $\mathbf{S}_i = \mathbf{\Sigma}_i^{-1} + \frac{\mathbf{A}^T \mathbf{A}}{\sigma^2}$
- $\mathbf{m}_i = \left(\mathbf{\Sigma}_i^{-1} + \frac{\mathbf{A}^T \mathbf{A}}{\sigma^2} \right)^{-1} \left(\mathbf{\Sigma}_i^{-1} \boldsymbol{\mu}_i + \frac{\mathbf{A}}{\sigma^2} \mathbf{y} \right)$
- $a_i = \frac{w_i \exp \left(\frac{1}{2} \mathbf{m}_i^T \mathbf{S}_i \mathbf{m}_i - \frac{1}{2} \boldsymbol{\mu}_i^T \mathbf{\Sigma}_i^{-1} \boldsymbol{\mu}_i - \frac{\mathbf{y}^T \mathbf{y}}{2\sigma^2} \right)}{p(\mathbf{y}) \sqrt{(2\pi)^n \det \left(\sigma^2 \mathbf{I}_n + \mathbf{\Sigma}_i^{-1} \mathbf{A}^T \mathbf{A} \mathbf{\Sigma}_i^{-1} \right)}}$

Similarly the exact MMSE denoiser D_ϵ^* has a closed form

$$D_\epsilon^*(\mathbf{x}) = \frac{\sum_{i=1}^p w_i c_i(\mathbf{x}) \mathbf{n}_i(\mathbf{x})}{\sum_{i=1}^p w_i c_i(\mathbf{x})},$$

With :

- $\mathbf{n}_i = \left(\mathbf{\Sigma}_i^{-1} + \frac{1}{\epsilon} \mathbf{I}_d \right)^{-1} \left(\mathbf{\Sigma}_i^{-1} \boldsymbol{\mu}_i + \frac{\mathbf{x}}{\epsilon} \right)$
- $c_i = \frac{1}{\sqrt{2\pi \det(\mathbf{\Sigma}_i + \epsilon \mathbf{I}_d)}} \exp \left(-\frac{1}{2} (\boldsymbol{\mu}_i - \mathbf{x})^T (\mathbf{\Sigma}_i + \epsilon \mathbf{I}_d)^{-1} (\boldsymbol{\mu}_i - \mathbf{x}) \right)$

In our experiment, parameters of the GMM are $p = 2$, $\boldsymbol{\mu}_1 = \boldsymbol{\mu}_2 = \mathbf{0}$, $\mathbf{\Sigma}_1 = \begin{pmatrix} 2 & 0.5 \\ 0.5 & 0.15 \end{pmatrix}$, $\mathbf{\Sigma}_2 = \begin{pmatrix} 0.15 & 0.5 \\ 0.5 & 2 \end{pmatrix}$, $w_1 = w_2 = 0.5$.

B.2 Technical details for denoiser shift on gray-scale images

The 15 images used for the gray-scale images experiment 5.2 can be found in the Figure 5. These images are taken from a classical validation set, crop if necessary to be of size $256 * 256$ and normalized within the range of 0 to 1.

A total of 17 distinct DnCNN denoising models (Ryu et al., 2019) were trained, each varying in the number of layers, ranging from a single layer to a maximum of 17 layers. Each of these denoisers is trained on the CBSD68 dataset composed of 400 natural images of size $256 * 256$ for 50 epochs and a learning rate of 1.10^{-3} . The noise level is fixed at $\frac{5}{255}$ and the Lipschitz constant of the network is not constrained. It has been tested to constrain the Lipschitz constant but the network with this constraint performs worst. The computational time required for training on a denoiser on an NVIDIA GeForce RTX 2080 GPU was approximately 2 hours. So a total of 34 hours of computation was needed to train all the gray-scale image denoisers.

The computational time required for one PnP-ULA sampling on an NVIDIA GeForce RTX 2080 GPU was approximately 40 seconds per image. This equates to approximately 3 hours of computational time for the entire experimental procedure. The PnP-ULA is run on in-distribution images (from CBSD68 dataset) and on out-of-distribution images (from BreCaHAD dataset (Aksac et al., 2019) and RxRx1 (Sypetkowski et al., 2023), resized to be $256 * 256$ in gray-scale).



Figure 5: Illustration of the images used in the gray-scale images experiment 5.2




Figure 6: Illustration of images used in the color images experiment 5.3

B.3 Technical details for denoiser shift on color images

A pretrained denoiser with the DRUNet architecture (Zhang et al., 2021) on CelebA dataset was used. This denoiser was trained with images from CelebA (only women faces) resized to be $256 * 256$ and with a noise level choose uniformly in the range $[0, \frac{75}{255}]$.

The computational time required for one PnP-ULA sampling of 30,000 steps on an NVIDIA GeForce RTX 2080 GPU was approximately 15 minutes per image. This procedure is applied to a set of 10 images presented in Figure 6. This equates to approximately 15 hours of computational time for the entire experimental procedure. The PnP-ULA is applied on in-distribution images (woman faces from CelebA dataset) and on out-of-distribution dataset (from BreCaHAD dataset, RxRx1 dataset and MetFaces dataset (Karras et al., 2020), resized to be $256*256$ color images).

In section 5.3 is only presented result of this experiment on two images but we can compute the mean of the Wasserstein distance $\mathbf{W}_1(\pi_{\sigma_1}, \pi^*)$ between a sampling with a mismatched measurement model $\sigma_1 \in [0, 3[$

and the exact measurement model $\sigma_1 = 3$. This result is presented in Table B.3.

Standard deviation of blur kernel	0	1	1.5	2	2.5
Wasserstein distance	640	642	585	471	341

One can see the same conclusion on this table, the Wasserstein distance decrease when $\sigma_1 \rightarrow 3$, showing experimentally the result of Corollary 1.3.

C PnP-ULA results on images

In this section, we provide more result of the PnP-ULA sampling algorithm on gray-scale and color images.

General setting Parameters choose for running the PnP-ULA have been taken following the analysis of (Laumont et al., 2022) with $\alpha = 1$, $\epsilon = \frac{5}{255}$, $\lambda = \frac{1}{2(\frac{1}{\sigma^2} + \frac{1}{\epsilon^2})}$ and $\delta = \frac{1}{3(\frac{1}{\sigma^2} + \frac{1}{\lambda} + \frac{1}{\epsilon^2})}$. C has been choose to take a projection on the image space $C = [0, 1]^d$ because it gives a little better result in practice than the advice of (Laumont et al., 2022).

The PnP-ULA algorithm is run for deblurring with a uniform blur of $9 * 9$ and a noise level of $\sigma = \frac{1}{255}$. The convergence of the algorithm can be observed in a number of step of order 10,000 - 100,000.

Results on gray-scale images The DnCNN denoiser is trained on CBSD68 dataset (natural images of size $256 * 256$ on gray-scale normalized between 0 and 1) with 17 layers and 50 epochs of training.

In Figure 7, the result on various images can be seen. The image is well reconstruct with the MMSE estimator, especially, looking at the Structural Similarity Index Measure (SSIM), the gap between the observation and the reconstruct image is huge. The algorithm is able to reconstruct more fine structure. By looking at the sample themselves, it is clear that they have a worst quality, this is due to the stochastic term which imply on the sample a residual noise which disappear in the MMSE. By looking at the Standard deviation of the sample, one can remark that it is close to the error map between the MMSE estimator and the ground truth. The outstanding result is that PnP-ULA gives still good result on out-of-distribution data. The MMSE is still relevant but the uncertainty map given by the Standard deviation is not anymore relevante for that kind of data.

One can also remark artefact on the reconstruction in the roof area of the second image. In fact for this image, if the Markov chain is running for more steps, these artefacts get worse. There is an instability of the algorithm. This might be explain by the fact that the denoiser is not able to constraint the Markov chain for some frequencies who are zeros of the blur kernel (so not constraint also by the data fidelity term). So in these direction in the frequency domain, the Markov chain is free and still discover the space leading to that kind of artefact who can look close to aliasing.

Looking at the eyebrow in Figure 8, we can see that different modes are discover during the Markov chain process. The posterior distribution seems to be well discovered because this detail is ambiguous in the blur image implying multimodality of the posterior distribution.

Results on color scale The DRUNet denoiser is trained on RGB woman faces images of size $256 * 256$ from the dataset celabA. The studied inverse problem and the parameter of the algorithm are the same than for gray scale images. The only modify parameter is the number of step, take at 30,000, to have a faster computation.

We have similar result than previously. However the algorithm performance is more visible on the SSIM metric. In this case, the algorithm is also less powerful on out-of-distribution data. Especially on the image of cells, the reconstruction is not good. But the PnP-ULA still gives good results on other out-of-distribution images, which are very different from a woman face. One can remark that the convergence is also a bit weaker. Especially in the different between the MMSE estimator and the ground-truth, artefacts as described before are more visible.




Figure 8: Patches of different sample from one PnP-ULA Markov chain run on image Simpson

The beginning of the bounding is to make the remark that, $\forall N \in \mathbb{N}$, $\forall \mathbf{x} \in \mathbb{R}^d$, by introducing the distribution of the Markov chain which begins in \mathbf{x} (so with the distribution $\delta_{\mathbf{x}}$) after N iterations :

$$\|\pi_{\epsilon,\delta}^1 - \pi_{\epsilon,\delta}^2\|_{TV} \leq \|\delta_{\mathbf{x}}(R_{\epsilon,\delta}^1)^N - \pi_{\epsilon,\delta}^1\|_{TV} + \|\delta_{\mathbf{x}}(R_{\epsilon,\delta}^1)^N - \delta_{\mathbf{x}}(R_{\epsilon,\delta}^2)^N\|_{TV} + \|\delta_{\mathbf{x}}(R_{\epsilon,\delta}^2)^N - \pi_{\epsilon,\delta}^2\|_{TV}. \quad (11)$$

So by bounding separately $\|\delta_{\mathbf{x}}(R_{\epsilon,\delta}^i)^N - \pi_{\epsilon,\delta}^i\|_{TV}$ and $\|\delta_{\mathbf{x}}(R_{\epsilon,\delta}^1)^N - \delta_{\mathbf{x}}(R_{\epsilon,\delta}^2)^N\|_{TV}$, a bound on the target quantity will be found.

D.1.2 Bound of $\|\delta_{\mathbf{x}}(R_{\epsilon,\delta}^i)^N - \pi_{\epsilon,\delta}^i\|_{TV}$

By (Laumont et al., 2022, Proposition 5), $\forall \mathbf{x} \in \mathbb{R}^d$, there exists $a_1, a_2 \in \mathbb{R}^+$ and $\rho_1, \rho_2 \in]0, 1[$, such that, for $i \in \{1, 2\}$:

$$\|\delta_{\mathbf{x}}(R_{\epsilon,\delta}^i)^N - \pi_{\epsilon,\delta}^i\|_{TV} \leq \|\delta_{\mathbf{x}}(R_{\epsilon,\delta}^i)^N - \pi_{\epsilon,\delta}^i\|_V \leq a_i \rho_i^{N\delta} \left(V^2(\mathbf{x}) + \int_{\mathbb{R}^d} V^2(\tilde{\mathbf{x}}) \pi_{\epsilon,\delta}^i(d\tilde{\mathbf{x}}) \right),$$

With the V -norm defined in D.1.

D.1.3 Bound of $\|\delta_{\mathbf{x}}(R_{\epsilon,\delta}^1)^N - \delta_{\mathbf{x}}(R_{\epsilon,\delta}^2)^N\|_{TV}$

We will suppose that $\delta = \frac{1}{m}$ and we will try to control more precisely, for $k \in \mathbb{N}$:

$$\|\delta_{\mathbf{x}}(R_{\epsilon,\delta}^1)^{km} - \delta_{\mathbf{x}}(R_{\epsilon,\delta}^2)^{km}\|_{TV}.$$

First let remark that :

$$\|\delta_{\mathbf{x}}(R_{\epsilon,\frac{1}{m}}^1)^{km} - \delta_{\mathbf{x}}(R_{\epsilon,\frac{1}{m}}^2)^{km}\|_{TV} = \left\| \sum_{j=0}^{k-1} \delta_{\mathbf{x}}(R_{\epsilon,\frac{1}{m}}^1)^{(k-j-1)m} \left((R_{\epsilon,\frac{1}{m}}^1)^m - (R_{\epsilon,\frac{1}{m}}^2)^m \right) (R_{\epsilon,\frac{1}{m}}^2)^{jm} \right\|_{TV}. \quad (12)$$



Figure 9: Result of PnP-ULA on different color images for 30,000 steps with Drunet. Top four images are in-distribution and bottom four images are out-of-distribution images.

Let's introduce the continuous Markov processes, $(\tilde{\mathbf{x}}_t^i)_{t \in [0, m\delta]}$ for $i \in \{1, 2\}$, defined to be the strong solution of :

$$d\tilde{\mathbf{x}}_t^i = \tilde{b}_\epsilon^i(t, (\tilde{\mathbf{x}}_t^i)_{t \in [0, m\delta]}) + \sqrt{2}d\tilde{\mathbf{b}}_t^i, \quad (13)$$

With $\tilde{\mathbf{x}}_0^i \sim \delta_{\mathbf{x}}$, $\tilde{b}_\epsilon^i(t, (\tilde{\mathbf{x}}_t^i)_{t \in [0, m\delta]}) = \sum_{j=0}^{m-1} \mathbb{1}_{[j\delta, (j+1)\delta]}(t) b_\epsilon^i(\tilde{\mathbf{x}}_{j\delta}^i)$ and $\tilde{\mathbf{b}}_t^i$ continuous Wiener process. For simplicity of notation, in the following computation we will write $\tilde{b}_\epsilon^i(\tilde{\mathbf{x}}_t^i)$ instead of $\tilde{b}_\epsilon^i(t, (\tilde{\mathbf{x}}_t^i)_{t \in [0, m\delta]})$.

From this definition, $\tilde{\mathbf{x}}_{k\delta}^i = \mathbf{x}_k^i$ for $k \in [0, m-1]$. And one can remark, that $m\delta = 1$.

Moment control First we control the moment of $\tilde{\mathbf{x}}_t^i$. Let's define the moment bound, $\forall i \in \mathbb{N}^*$, with for $i \in \{0, 1\}$, $(P_t^i)_{t \in [0, +\infty[}$ the semi-group associated with process 13,

$$m_i = \max \left(\sup_{t \in [0, +\infty[} \left(\mathbb{E}_{\mathbf{x} \sim \delta_{\mathbf{x}} P_t^1} [\|\mathbf{x}\|^i] \right), \sup_{t \in [0, +\infty[} \left(\mathbb{E}_{\mathbf{y} \sim \delta_{\mathbf{x}} P_t^2} [\|\mathbf{y}\|^i] \right) \right).$$

For $W_i(x) = 1 + \|x\|^i$. By (Laumont et al., 2022, Lemma 17), with $\bar{\delta} = \frac{1}{3} \left(L + \frac{M+1}{\epsilon} + \frac{1}{\lambda} \right)^{-1}$, $\exists \lambda \in [0, 1[$, such that $\exists C_i \geq 0$, such that $\forall \delta \in]0, \bar{\delta}]$, $\forall x \in \mathbb{R}^d$, $\forall k \in \mathbb{N}^*$:

$$\begin{aligned} P_t^1 W(x) &\leq C_i W_i(x) \\ \delta_x P_t^1 W &\leq C_i \delta_x W_i \\ 1 + \mathbb{E}_{\mathbf{x} \sim \delta_{\mathbf{x}} P_t^1} [\|\mathbf{x}\|^i] &\leq C_i W_i(x) \\ \mathbb{E}_{\mathbf{x} \sim \delta_{\mathbf{x}} P_t^1} [\|\mathbf{x}\|^i] &\leq C_i W_i(x) \\ \sup_{t \in [0, +\infty[} \left(\mathbb{E}_{\mathbf{x} \sim \delta_{\mathbf{x}} P_t^1} [\|\mathbf{x}\|^i] \right) &\leq C_i W_i(x), \end{aligned}$$

And $C_i W_i(x)$ is independant of δ . With the same reasoning on $R_{\epsilon, \delta}^2$, it has been shown that : $\exists M_i \geq 0$ independant of δ such as $\forall \delta \in]0, \bar{\delta}]$:

$$m_i \leq M_i W_i(x). \quad (14)$$

Control of $\|\delta_x(R_{\epsilon, \frac{1}{m}}^1)^m - \delta_x(R_{\epsilon, \frac{1}{m}}^2)^m\|_{TV}$ For any $i \in \{1, 2\}$, denote $P^{(i)}$ the semi-group associated with the markov process $\tilde{\mathbf{x}}_t^i$. Thus the following reformulation holds :

$$\|\delta_x(R_{\epsilon, \frac{1}{m}}^1)^m - \delta_x(R_{\epsilon, \frac{1}{m}}^2)^m\|_{TV} = \|\delta_x P^{(1)} - \delta_x P^{(2)}\|_{TV}.$$

So by applying (Laumont et al., 2022, Lemma 19) to the two process :

$$\|\delta_x(R_{\epsilon, \frac{1}{m}}^1)^m - \delta_x(R_{\epsilon, \frac{1}{m}}^2)^m\|_{TV} \leq \sqrt{2} \left(\int_0^1 \mathbb{E} \left(\|\tilde{b}_\epsilon^1(\tilde{\mathbf{x}}_t^1) - \tilde{b}_\epsilon^2(\tilde{\mathbf{x}}_t^1)\|^2 \right) dt \right)^{\frac{1}{2}}.$$

Estimation of $\sqrt{\int_0^1 \mathbb{E} \left(\|\tilde{b}_\epsilon^1(\tilde{\mathbf{x}}_t^1) - \tilde{b}_\epsilon^2(\tilde{\mathbf{x}}_t^1)\|^2 \right) dt}$ For $t \in [0, 1]$, thank to the form of \tilde{b}_ϵ , $\tilde{\mathbf{x}}_{\lfloor \frac{t}{\delta} \rfloor \delta}$ has the same law that $\mathbf{x}_{\lfloor \frac{t}{\delta} \rfloor}$.

Let's now evaluate the error :

$$\begin{aligned} &\left| \mathbb{E} \left(\|\tilde{b}_\epsilon^1(\tilde{\mathbf{x}}_t^1) - \tilde{b}_\epsilon^2(\tilde{\mathbf{x}}_t^1)\|^2 \right) - \mathbb{E} \left(\|b_\epsilon^1(\tilde{\mathbf{x}}_{\lfloor \frac{t}{\delta} \rfloor \delta}^1) - b_\epsilon^2(\tilde{\mathbf{x}}_{\lfloor \frac{t}{\delta} \rfloor \delta}^1)\|^2 \right) \right| \\ &\leq \left| \mathbb{E} \left(\left(\|\tilde{b}_\epsilon^1(\tilde{\mathbf{x}}_t^1) - \tilde{b}_\epsilon^2(\tilde{\mathbf{x}}_t^1)\| - \|b_\epsilon^1(\tilde{\mathbf{x}}_{\lfloor \frac{t}{\delta} \rfloor \delta}^1) - b_\epsilon^2(\tilde{\mathbf{x}}_{\lfloor \frac{t}{\delta} \rfloor \delta}^1)\| \right) \left(\|\tilde{b}_\epsilon^1(\tilde{\mathbf{x}}_t^1) - \tilde{b}_\epsilon^2(\tilde{\mathbf{x}}_t^1)\| + \|b_\epsilon^1(\tilde{\mathbf{x}}_{\lfloor \frac{t}{\delta} \rfloor \delta}^1) - b_\epsilon^2(\tilde{\mathbf{x}}_{\lfloor \frac{t}{\delta} \rfloor \delta}^1)\| \right) \right) \right| \\ &\leq \sqrt{\mathbb{E} \left(\left(\|\tilde{b}_\epsilon^1(\tilde{\mathbf{x}}_t^1) - \tilde{b}_\epsilon^2(\tilde{\mathbf{x}}_t^1)\| - \|b_\epsilon^1(\tilde{\mathbf{x}}_{\lfloor \frac{t}{\delta} \rfloor \delta}^1) - b_\epsilon^2(\tilde{\mathbf{x}}_{\lfloor \frac{t}{\delta} \rfloor \delta}^1)\| \right)^2 \right)} \sqrt{\mathbb{E} \left(\left(\|\tilde{b}_\epsilon^1(\tilde{\mathbf{x}}_t^1) - \tilde{b}_\epsilon^2(\tilde{\mathbf{x}}_t^1)\| + \|b_\epsilon^1(\tilde{\mathbf{x}}_{\lfloor \frac{t}{\delta} \rfloor \delta}^1) - b_\epsilon^2(\tilde{\mathbf{x}}_{\lfloor \frac{t}{\delta} \rfloor \delta}^1)\| \right)^2 \right)}. \end{aligned}$$

The first term can be control by the fact that b_ϵ^1 and b_ϵ^2 are $L_b = \frac{M+1}{\epsilon} + L + \frac{1}{\lambda}$ -Lipschitz, which imediately follow from the assumptions 1 and 3 :

$$\begin{aligned} \mathbb{E} \left(\left(\|\tilde{b}_\epsilon^1(\tilde{\mathbf{x}}_t^1) - \tilde{b}_\epsilon^2(\tilde{\mathbf{x}}_t^1)\| - \|b_\epsilon^1(\tilde{\mathbf{x}}_{\lfloor \frac{t}{\delta} \rfloor \delta}^1) - b_\epsilon^2(\tilde{\mathbf{x}}_{\lfloor \frac{t}{\delta} \rfloor \delta}^1)\| \right)^2 \right) &\leq \mathbb{E} \left(\|\tilde{b}_\epsilon^1(\tilde{\mathbf{x}}_t^1) - b_\epsilon^1(\tilde{\mathbf{x}}_{\lfloor \frac{t}{\delta} \rfloor \delta}^1) + b_\epsilon^2(\tilde{\mathbf{x}}_{\lfloor \frac{t}{\delta} \rfloor \delta}^1) - \tilde{b}_\epsilon^2(\tilde{\mathbf{x}}_t^1)\|^2 \right) \\ &\leq 4L_b^2 \mathbb{E} \left(\|\tilde{\mathbf{x}}_t^1 - \tilde{\mathbf{x}}_{\lfloor \frac{t}{\delta} \rfloor \delta}^1\|^2 \right). \end{aligned}$$

b_ϵ^i is Lipschitz, so there exists $D \leq 0$, such that $\forall \mathbf{x} \in \mathbb{R}^d$, $\forall i \in \{1, 2\}$,

$$b_\epsilon^i(\mathbf{x}) \leq D(1 + \|\mathbf{x}\|). \quad (15)$$

By the Itô's isometry, 15 and 14

$$\mathbb{E} \left(\|\tilde{\mathbf{x}}_t^1 - \tilde{\mathbf{x}}_{\lfloor \frac{t}{\delta} \rfloor \delta}^1\|^2 \right) \leq \mathbb{E} \left(\left\| \int_{\tilde{\mathbf{x}}_{\lfloor \frac{t}{\delta} \rfloor \delta}^1}^{\tilde{\mathbf{x}}_t^1} \tilde{b}_\epsilon^1(u) du \right\|^2 \right) + 2\mathbb{E} \left(\left\| \int_{\tilde{\mathbf{x}}_{\lfloor \frac{t}{\delta} \rfloor \delta}^1}^{\tilde{\mathbf{x}}_t^1} d\tilde{\mathbf{b}}_t^1 \right\|^2 \right) \leq (2d + D(1 + M_1 W_1(x)))\delta.$$

The last inequality with the previous computation, gives that :

$$\sqrt{\mathbb{E} \left(\left(\|\tilde{b}_\epsilon^1(\tilde{\mathbf{x}}_t^1) - \tilde{b}_\epsilon^2(\tilde{\mathbf{x}}_t^1)\| - \|b_\epsilon^1(\tilde{\mathbf{x}}_{\lfloor \frac{t}{\delta} \rfloor \delta}^1) - b_\epsilon^2(\tilde{\mathbf{x}}_{\lfloor \frac{t}{\delta} \rfloor \delta}^1)\| \right)^2 \right)} \leq 2L_b \sqrt{(2d + D(1 + M_1 W_1(x)))\delta}.$$

Now let's control the second term. Then, we have :

$$\begin{aligned} & \sqrt{\mathbb{E} \left(\left(\|\tilde{b}_\epsilon^1(\tilde{\mathbf{x}}_t^1) - \tilde{b}_\epsilon^2(\tilde{\mathbf{x}}_t^1)\| + \|b_\epsilon^1(\tilde{\mathbf{x}}_{\lfloor \frac{t}{\delta} \rfloor \delta}^1) - b_\epsilon^2(\tilde{\mathbf{x}}_{\lfloor \frac{t}{\delta} \rfloor \delta}^1)\| \right)^2 \right)} \\ & \leq 2\sqrt{\mathbb{E} \left(\|\tilde{b}_\epsilon^1(\tilde{\mathbf{x}}_t^1)\|^2 \right) + \mathbb{E} \left(\|\tilde{b}_\epsilon^2(\tilde{\mathbf{x}}_t^1)\|^2 \right) + \mathbb{E} \left(\|b_\epsilon^1(\tilde{\mathbf{x}}_{\lfloor \frac{t}{\delta} \rfloor \delta}^1)\|^2 \right) + \mathbb{E} \left(\|b_\epsilon^2(\tilde{\mathbf{x}}_{\lfloor \frac{t}{\delta} \rfloor \delta}^1)\|^2 \right)} \\ & \leq 4D\sqrt{2 + \mathbb{E}(\|\tilde{\mathbf{x}}_t^1\|^2) + \mathbb{E}(\|\tilde{\mathbf{x}}_{\lfloor \frac{t}{\delta} \rfloor \delta}^1\|^2)} \\ & \leq 4\sqrt{2}D\sqrt{1 + M_2 W_2(\mathbf{x})}. \end{aligned}$$

This finally gives the following error estimation :

$$\begin{aligned} & \left| \mathbb{E} \left(\|\tilde{b}_\epsilon^1(\tilde{\mathbf{x}}_t^1) - \tilde{b}_\epsilon^2(\tilde{\mathbf{x}}_t^1)\|^2 \right) - \mathbb{E} \left(\|b_\epsilon^1(\tilde{\mathbf{x}}_{\lfloor \frac{t}{\delta} \rfloor \delta}^1) - b_\epsilon^2(\tilde{\mathbf{x}}_{\lfloor \frac{t}{\delta} \rfloor \delta}^1)\|^2 \right) \right| \\ & \leq 8\sqrt{2}DL_b G(x)\sqrt{\delta}, \end{aligned}$$

With $G(\mathbf{x}) = \sqrt{(2d + D(1 + M_1 W_1(\mathbf{x}))(1 + M_2 W_2(\mathbf{x})))}$.

So we have

$$\left| \sqrt{\int_0^1 \mathbb{E} \left(\|\tilde{b}_\epsilon^1(\tilde{\mathbf{x}}_t^1) - \tilde{b}_\epsilon^2(\tilde{\mathbf{x}}_t^1)\|^2 \right) dt} - \sqrt{\int_0^1 \mathbb{E} \left(\|b_\epsilon^1(\tilde{\mathbf{x}}_{\lfloor \frac{t}{\delta} \rfloor \delta}^1) - b_\epsilon^2(\tilde{\mathbf{x}}_{\lfloor \frac{t}{\delta} \rfloor \delta}^1)\|^2 \right) dt} \right| \leq \sqrt{8\sqrt{2}DL_b G(\mathbf{x})\delta^{\frac{1}{4}}}.$$

Final control of $\|\delta_x(R_{\epsilon, \frac{1}{m}}^1)^m - \delta_x(R_{\epsilon, \frac{1}{m}}^2)^m\|_{TV}$

$$\begin{aligned} \|\delta_x(R_{\epsilon, \frac{1}{m}}^1)^m - \delta_x(R_{\epsilon, \frac{1}{m}}^2)^m\|_{TV} & \leq \sqrt{2} \sqrt{\int_0^1 \mathbb{E} \left(\|b_\epsilon^1(\tilde{\mathbf{x}}_{\lfloor \frac{t}{\delta} \rfloor \delta}^1) - b_\epsilon^2(\tilde{\mathbf{x}}_{\lfloor \frac{t}{\delta} \rfloor \delta}^1)\|^2 \right) dt} + \sqrt{16\sqrt{2}DL_b G(\mathbf{x})\delta^{\frac{1}{4}}} \\ & \leq \sqrt{2} \sqrt{\int_0^1 \mathbb{E} \left(\|b_\epsilon^1(\mathbf{x}_{\lfloor \frac{t}{\delta} \rfloor}^1) - b_\epsilon^2(\mathbf{x}_{\lfloor \frac{t}{\delta} \rfloor}^1)\|^2 \right) dt} + \sqrt{16\sqrt{2}DL_b G(\mathbf{x})\delta^{\frac{1}{4}}} \\ & \leq \sqrt{2} \sqrt{\frac{1}{m} \sum_{l=0}^{m-1} \mathbb{E}(\|b_\epsilon^1(\mathbf{x}_l^1) - b_\epsilon^2(\mathbf{x}_l^1)\|^2)} + \sqrt{16\sqrt{2}DL_b G(\mathbf{x})\delta^{\frac{1}{4}}}. \end{aligned}$$

By defining the constante $D_0 = \sqrt{16\sqrt{2}DL_b}$ and , we have demonstrated that :

$$\|\delta_x(R_{\epsilon, \frac{1}{m}}^1)^m - \delta_x(R_{\epsilon, \frac{1}{m}}^2)^m\|_{TV} \leq \sqrt{2} \sqrt{\frac{1}{m} \sum_{l=0}^{m-1} \mathbb{E}(\|b_\epsilon^1(\mathbf{x}_l^1) - b_\epsilon^2(\mathbf{x}_l^1)\|^2)} + D_0 \sqrt{G(\mathbf{x})\delta^{\frac{1}{4}}}. \quad (16)$$

Control of $\|\delta_x(R_{\epsilon, \frac{1}{m}}^1)^{km} - \delta_x(R_{\epsilon, \frac{1}{m}}^2)^{km}\|_V$ By (Laumont et al., 2022, Proposition 5), there exist $\tilde{A}_C \geq 0$ and $\tilde{\rho}_C \in [0, 1[$ such that for any $x, y \in \mathbb{R}^d$, $N \in \mathbb{N}$ and $i \in \{1, 2\}$:

$$\|\delta_x(R_{\epsilon, \frac{1}{m}}^i)^N - \delta_y(R_{\epsilon, \frac{1}{m}}^i)^N\|_V \leq \tilde{A}_C \tilde{\rho}_C^N \|x - y\|.$$

For $f : \mathbb{R}^d \mapsto \mathbb{R}$ measurable such as $\forall \mathbf{x} \in \mathbb{R}^d, |f(\mathbf{x})| \leq V(\mathbf{x})$. This result combine with (Laumont et al., 2022, Lemma 17), shows that there exists $B_a \geq 0$ such that for any $x \in \mathbb{R}^d$, $N \in \mathbb{N}$ and $i \in \{1, 2\}$:

$$\left| \delta_x(R_{\epsilon, \frac{1}{m}}^i)^N[f] - \pi_{\epsilon, \frac{1}{m}}^i[f] \right| \leq B_a \tilde{\rho}_C^N V^2(x). \quad (17)$$

By using 16 and 17, we have :

$$\begin{aligned} \left| \delta_x \left((R_{\epsilon, \frac{1}{m}}^1)^m - (R_{\epsilon, \frac{1}{m}}^2)^m \right) (R_{\epsilon, \frac{1}{m}}^2)^{jm}[f] \right| &= \left| \delta_x \left((R_{\epsilon, \frac{1}{m}}^1)^m - (R_{\epsilon, \frac{1}{m}}^2)^m \right) \left((R_{\epsilon, \frac{1}{m}}^2)^{jm}[f] - \pi_{\epsilon, \frac{1}{m}}^2[f] \right) \right| \\ &= B_a \tilde{\rho}_C^{jm} V(\mathbf{x}) \left| \delta_x \left((R_{\epsilon, \frac{1}{m}}^1)^m - (R_{\epsilon, \frac{1}{m}}^2)^m \right) \left(\frac{(R_{\epsilon, \frac{1}{m}}^2)^{jm}[f] - \pi_{\epsilon, \frac{1}{m}}^2[f]}{B_a \tilde{\rho}_C^{jm} V(x)} \right) \right| \\ &\leq B_a \tilde{\rho}_C^{jm} V(\mathbf{x}) \left\| \delta_x \left((R_{\epsilon, \frac{1}{m}}^1)^m - (R_{\epsilon, \frac{1}{m}}^2)^m \right) \right\|_V \\ &\leq \sqrt{2} B_a \tilde{\rho}_C^{jm} V(\mathbf{x}) \sqrt{\frac{1}{m} \sum_{l=0}^{m-1} \mathbb{E}(\|b_\epsilon^1(\mathbf{x}_l^1) - b_\epsilon^2(\mathbf{x}_l^1)\|^2)} \\ &\quad + D_0 \sqrt{G(\mathbf{x})} B_a \tilde{\rho}_C^{jm} V(\mathbf{x}) \delta^{\frac{1}{4}}. \end{aligned}$$

In the last inequality, the Markov chain \mathbf{x}_l^1 has be initialized with the distribution $\delta_{\mathbf{x}}$. In the following, we will defined $\mathbf{x}_{l,k}^1$ the Markov chain defined in 13 with the initial distribution $\delta_{\mathbf{x}}(R_{\epsilon, \frac{1}{m}}^1)^k$.

Now let's go back to the initial decomposition 12:

$$\begin{aligned} \left\| \delta_x(R_{\epsilon, \frac{1}{m}}^1)^{km} - \delta_x(R_{\epsilon, \frac{1}{m}}^2)^{km} \right\|_V &\leq \sum_{j=0}^{k-1} \left\| \delta_x(R_{\epsilon, \frac{1}{m}}^1)^{(k-j-1)m} \left((R_{\epsilon, \frac{1}{m}}^1)^m - (R_{\epsilon, \frac{1}{m}}^2)^m \right) (R_{\epsilon, \frac{1}{m}}^2)^{jm} \right\|_V \\ &\leq \sum_{j=0}^{k-1} \sqrt{2} B_a \tilde{\rho}_C^{jm} V(\mathbf{x}) \sqrt{\frac{1}{m} \sum_{l=0}^{m-1} \mathbb{E}(\|b_\epsilon^1(\mathbf{x}_{l, (k-j-1)m}^1) - b_\epsilon^2(\mathbf{x}_{l, (k-j-1)m}^1)\|^2)} \\ &\quad + D_0 B_a \tilde{\rho}_C^{jm} \delta^{\frac{1}{4}} V(\mathbf{x}) \mathbb{E}_{\mathbf{x} \sim \delta_{\mathbf{x}}(R_{\epsilon, \frac{1}{m}}^1)^{(k-j-1)m}} \left(\sqrt{G(\mathbf{x})} \right). \end{aligned}$$

But by the moment bound 14 and the Jensen inequality, there exists $g(\mathbf{x}) < +\infty$ such that :

$$\mathbb{E}_{\mathbf{x} \sim \delta_{\mathbf{x}}(R_{\epsilon, \frac{1}{m}}^1)^{(k-j-1)m}} \left(\sqrt{G(\mathbf{x})} \right) \leq g(\mathbf{x}).$$

So for the second term of the previous inequality:

$$\begin{aligned} \sum_{j=0}^{k-1} D_0 B_a \tilde{\rho}_C^{jm} \delta^{\frac{1}{4}} V(\mathbf{x}) \mathbb{E}_{\mathbf{x} \sim \delta_{\mathbf{x}}(R_{\epsilon, \frac{1}{m}}^1)^{(k-j-1)m}} \left(\sqrt{G(\mathbf{x})} \right) &\leq \frac{g(\mathbf{x}) V(\mathbf{x}) D_0 B_a}{1 - \tilde{\rho}_C^m} \delta^{\frac{1}{4}} \\ &\leq \frac{g(\mathbf{x}) V(\mathbf{x}) D_0 B_a}{1 - \tilde{\rho}_C^{\frac{1}{\delta}}} \delta^{\frac{1}{4}}. \end{aligned}$$

We name the constant $D_1 = \frac{g(\mathbf{x}) V(\mathbf{x}) D_0 B_a}{1 - \tilde{\rho}_C^{\frac{1}{\delta}}}$. So we have prove that :

$$\sum_{j=0}^{k-1} D_0 B_a \tilde{\rho}_C^{jm} \delta^{\frac{1}{4}} V(\mathbf{x}) \mathbb{E}_{\mathbf{x} \sim \delta_{\mathbf{x}}(R_{\epsilon, \frac{1}{m}}^1)^{(k-j-1)m}} \left(\sqrt{G(\mathbf{x})} \right) \leq D_1 \delta^{\frac{1}{4}}. \quad (18)$$

Then we study the convergence of the term $\frac{1}{m} \sum_{l=0}^{m-1} \mathbb{E} \left(\|b_\epsilon^1(\mathbf{x}_{l,(k-j-1)m}^1) - b_\epsilon^2(\mathbf{x}_{l,(k-j-1)m}^1)\|^2 \right)$. First let's introduce a random variable $\mathbf{y} \sim \pi_{\epsilon,\delta}^1$, by the same decomposition of the discretization error, we have :

$$\begin{aligned} & \left| \frac{1}{m} \sum_{l=0}^{m-1} \mathbb{E} \left(\|b_\epsilon^1(\mathbf{x}_{l,(k-j-1)m}^1) - b_\epsilon^2(\mathbf{x}_{l,(k-j-1)m}^1)\|^2 \right) - \mathbb{E} (\|b_\epsilon^1(\mathbf{y}) - b_\epsilon^2(\mathbf{y})\|^2) \right| \\ & \leq \frac{1}{m} \sum_{l=0}^{m-1} 8DL_b(1 + M_1 W_1(\mathbf{x})) \mathbb{E} \left(\|\mathbf{x}_{l,(k-j-1)m}^1 - \mathbf{y}\|^2 \right). \end{aligned}$$

Moreover, by 17 :

$$\begin{aligned} \mathbb{E} \left(\|\mathbf{x}_{l,(k-j-1)m}^1 - \mathbf{y}\|^2 \right) & \leq \mathbb{E} \left(\|\mathbf{x}_{l,(k-j-1)m}^1 - \mathbf{y}\|^2 \mathbf{1}_{\mathbf{x}_{l,(k-j-1)m}^1 \neq \mathbf{y}} \right) \\ & \leq \mathbb{E} \left(\|\mathbf{x}_{l,(k-j-1)m}^1 - \mathbf{y}\|^2 \right)^{\frac{1}{2}} \mathbb{E} \left(\mathbf{1}_{\mathbf{x}_{l,(k-j-1)m}^1 \neq \mathbf{y}} \right)^{\frac{1}{2}} \\ & \leq \mathbb{E} \left(\|\mathbf{x}_{l,(k-j-1)m}^1 - \mathbf{y}\|^2 \right)^{\frac{1}{2}} \|\pi_{\epsilon,\delta}^1 - \delta_{\mathbf{s}}(R_{\epsilon,\delta}^1)^{(k-j-1)m+l}\|_{TV}^{\frac{1}{2}} \\ & \leq 2M_1 W_1(\mathbf{x}) B_a \tilde{\rho}_C^{\frac{(k-j-1)m+l}{2}} V^2(\mathbf{x}). \end{aligned}$$

Combining the two previous computations gives :

$$\begin{aligned} & \left| \frac{1}{m} \sum_{l=0}^{m-1} \mathbb{E} \left(\|b_\epsilon^1(\mathbf{x}_{l,(k-j-1)m}^1) - b_\epsilon^2(\mathbf{x}_{l,(k-j-1)m}^1)\|^2 \right) - \mathbb{E} (\|b_\epsilon^1(\mathbf{y}) - b_\epsilon^2(\mathbf{y})\|^2) \right| \\ & \leq \frac{1}{m} \sum_{l=0}^{m-1} 16DL_b(1 + M_1 W_1(\mathbf{x})) M_1 W_1(\mathbf{x}) B_a \tilde{\rho}_C^{\frac{(k-j-1)m+l}{2}} V^2(\mathbf{x}) \\ & \leq \frac{16DL_b M_1 B_a}{1 - \sqrt{\tilde{\rho}_C}} (1 + M_1 W_1(\mathbf{x})) W_1(\mathbf{x}) V^2(\mathbf{x}) \tilde{\rho}_C^{\frac{(k-j-1)m}{2}}. \end{aligned}$$

Then looking at the cumulation of these errors, we have :

$$\begin{aligned} & \left| \sum_{j=0}^{k-1} \sqrt{2} B_a \tilde{\rho}_C^{jm} V(\mathbf{x}) \sqrt{\frac{1}{m} \sum_{l=0}^{m-1} \mathbb{E} \left(\|b_\epsilon^1(\mathbf{x}_{l,(k-j-1)m}^1) - b_\epsilon^2(\mathbf{x}_{l,(k-j-1)m}^1)\|^2 \right)} - \sqrt{\mathbb{E} (\|b_\epsilon^1(\mathbf{y}) - b_\epsilon^2(\mathbf{y})\|^2)} \right| \\ & \leq \frac{4\sqrt{2DL_b M_1 B_a B_a}}{\sqrt{1 - \sqrt{\tilde{\rho}_C}}} \sqrt{(1 + M_1 W_1(\mathbf{x})) W_1(\mathbf{x}) V^2(\mathbf{x})} \sum_{j=0}^{k-1} \tilde{\rho}_C^{jm} \tilde{\rho}_C^{\frac{(k-j-1)m}{4}} \\ & \leq \frac{4\sqrt{2DL_b M_1 B_a B_a}}{\sqrt{1 - \sqrt{\tilde{\rho}_C}}} \sqrt{(1 + M_1 W_1(\mathbf{x})) W_1(\mathbf{x}) V^2(\mathbf{x})} k \tilde{\rho}_C^{\frac{(k-1)m}{4}}. \end{aligned}$$

By naming the constant $D_2 = \frac{4\sqrt{2DL_b M_1 B_a B_a}}{\sqrt{1 - \sqrt{\tilde{\rho}_C}}} \sqrt{(1 + M_1 W_1(\mathbf{x})) W_1(\mathbf{x}) V^2(\mathbf{x})}$, we have demonstrated that the cumulation of error is controlled by :

$$\left| \sum_{j=0}^{k-1} \sqrt{2} B_a \tilde{\rho}_C^{jm} V(\mathbf{x}) \frac{1}{m} \sqrt{\sum_{l=0}^{m-1} \mathbb{E} \left(\|b_\epsilon^1(\mathbf{x}_{l,(k-j-1)m}^1) - b_\epsilon^2(\mathbf{x}_{l,(k-j-1)m}^1)\|^2 \right)} - \sqrt{\mathbb{E} (\|b_\epsilon^1(\mathbf{y}) - b_\epsilon^2(\mathbf{y})\|^2)} \right| \leq D_2 k \tilde{\rho}_C^{\frac{(k-1)m}{4}}. \quad (19)$$

Then the last term to compute is :

$$\begin{aligned} \sum_{j=0}^{k-1} \sqrt{2} B_a \tilde{\rho}_C^{jm} V(\mathbf{x}) \sqrt{\mathbb{E}(\|b_\epsilon^1(\mathbf{y}) - b_\epsilon^2(\mathbf{y})\|^2)} &= \frac{\sqrt{2} B_a V(\mathbf{x})}{1 - \tilde{\rho}_C^m} \sqrt{\mathbb{E}_{\mathbf{y} \sim \pi_{\epsilon, \delta}^1}(\|b_\epsilon^1(\mathbf{y}) - b_\epsilon^2(\mathbf{y})\|^2)} \\ &\leq \frac{\sqrt{2} B_a V(\mathbf{x})}{1 - \tilde{\rho}_C^{\frac{1}{\delta}}} \sqrt{\mathbb{E}_{\mathbf{y} \sim \pi_{\epsilon, \delta}^1}(\|b_\epsilon^1(\mathbf{y}) - b_\epsilon^2(\mathbf{y})\|^2)}. \end{aligned}$$

By defining the constante $D_3 = \frac{\sqrt{2} B_a V(\mathbf{x})}{1 - \tilde{\rho}_C^{\frac{1}{\delta}}}$, and combining the last inequality with 18 and 19 :

$$\|\delta_x(R_{\epsilon, \frac{1}{m}}^1)^{km} - \delta_x(R_{\epsilon, \frac{1}{m}}^2)^{km}\|_V \leq D_1 \delta^{\frac{1}{4}} + D_2 k \tilde{\rho}_C^{\frac{(k-1)m}{2}} + D_3 \sqrt{\mathbb{E}_{\mathbf{y} \sim \pi_{\epsilon, \delta}^1}(\|b_\epsilon^1(\mathbf{y}) - b_\epsilon^2(\mathbf{y})\|^2)}. \quad (20)$$

D.1.4 Demonstration of TV-distance bound of Theorem 1

By taking $a = \max(a_1, a_2) \in \mathbb{R}^+$ and $\rho = \max(\rho_1, \rho_2) \in]0, 1[$ in D.1.2, the control 20 and the decomposition 11, for $k \in \mathbb{N}$ and $\delta = \frac{1}{m}$:

$$\begin{aligned} \|\pi_{\epsilon, \delta}^1 - \pi_{\epsilon, \delta}^2\|_{TV} &\leq \|\delta_x(R_{\epsilon, \delta}^1)^{km} - \pi_{\epsilon, \delta}^1\|_{TV} + \|\delta_x(R_{\epsilon, \delta}^1)^{km} - \delta_x(R_{\epsilon, \delta}^2)^{km}\|_{TV} + \|\delta_x(R_{\epsilon, \delta}^2)^{km} - \pi_{\epsilon, \delta}^2\|_{TV} \\ &\leq a \rho^{km\delta} \left(2V^2(\mathbf{x}) + \int_{\mathbb{R}^d} V^2(\tilde{\mathbf{x}})(\pi_{\epsilon, \delta}^1 + \pi_{\epsilon, \delta}^2)(d\tilde{\mathbf{x}}) \right) + D_1 \delta^{\frac{1}{4}} + D_2 k \tilde{\rho}_C^{\frac{(k-1)m}{2}} + D_3 \sqrt{\mathbb{E}_{\mathbf{y} \sim \pi_{\epsilon, \delta}^1}(\|b_\epsilon^1(\mathbf{y}) - b_\epsilon^2(\mathbf{y})\|^2)}. \end{aligned}$$

By taking, $k \mapsto +\infty$, we have for $\delta = \frac{1}{m} < \bar{\delta}$:

$$\|\pi_{\epsilon, \delta}^1 - \pi_{\epsilon, \delta}^2\|_{TV} \leq D_3 \sqrt{\mathbb{E}_{\mathbf{y} \sim \pi_{\epsilon, \delta}^1}(\|b_\epsilon^1(\mathbf{y}) - b_\epsilon^2(\mathbf{y})\|^2)} + D_1 \delta^{\frac{1}{4}}.$$

The parameter \mathbf{x} (appear inside the constantes) is also free in the last inequality. We choose $\mathbf{x} = 0$. It gives that there exist two constants $A_0, B_0 \geq 0$ defined by :

- $A_0 = D_3$
- $B_0 = D_1$

such as for $\delta = \frac{1}{m} < \bar{\delta} = \frac{1}{3} \left(L + \frac{M+1}{\epsilon} + \frac{1}{\lambda} \right)^{-1}$:

$$\|\pi_{\epsilon, \delta}^1 - \pi_{\epsilon, \delta}^2\|_{TV} \leq A_0 d_1(b_\epsilon^1, b_\epsilon^2) + B_0 \delta^{\frac{1}{4}}.$$

With the posterior- L_2 defined in 4.1. This demonstrated the Theorem 1.

D.1.5 Demonstration of W_1 -distance bound of Theorem 1

Let \mathbf{x} and \mathbf{y} be two random variable of laws $\pi_{\epsilon, \delta}^1$ and $\pi_{\epsilon, \delta}^2$.

By the definition of the Wasserstein distance 8 :

$$\begin{aligned} W_1(\pi_{\epsilon, \delta}^1, \pi_{\epsilon, \delta}^2) &\leq \mathbb{E}[\|\mathbf{x} - \mathbf{y}\|] \\ &\leq \mathbb{E}[\|\mathbf{x} - \mathbf{y}\| \mathbf{1}_{\mathbf{x} \neq \mathbf{y}}] \\ &\leq \mathbb{E}[(\|\mathbf{x}\| + \|\mathbf{y}\|) \mathbf{1}_{\mathbf{x} \neq \mathbf{y}}] \\ &\leq \mathbb{E}[(\|\mathbf{x}\| + \|\mathbf{y}\|)^2]^{1/2} \mathbb{E}[\mathbf{1}_{\mathbf{x} \neq \mathbf{y}}]^{1/2} \\ &\leq \sqrt{2} \mathbb{E}[\|\mathbf{x}\|^2 + \|\mathbf{y}\|^2]^{1/2} \mathbb{E}[\mathbf{1}_{\mathbf{x} \neq \mathbf{y}}]^{1/2} \\ &\leq \sqrt{2} \mathbb{E}[\|\mathbf{x}\|^2 + \|\mathbf{y}\|^2]^{1/2} \|\pi_{\epsilon, \delta}^1 - \pi_{\epsilon, \delta}^2\|_{TV}^{1/2}. \end{aligned}$$

Unsing Cauchy-Schwarz inequality and the moment bound 14

$$\begin{aligned}
\mathbf{W}_1(\pi_{\epsilon,\delta}^1, \pi_{\epsilon,\delta}^2) &\leq \mathbb{E}[\|\mathbf{x} - \mathbf{y}\|] \\
&\leq 2\sqrt{M_2} \|\pi_{\epsilon,\delta}^1 - \pi_{\epsilon,\delta}^2\|_{TV}^{1/2} \\
&\leq 2\sqrt{M_2} \left(A_0 d_1(b_\epsilon^1, b_\epsilon^2) + B_0 \delta^{\frac{1}{4}} \right)^{\frac{1}{2}} \\
&\leq 2\sqrt{M_2} \sqrt{A_0} (d_1(b_\epsilon^1, b_\epsilon^2))^{\frac{1}{2}} + 2\sqrt{M_2} \sqrt{B_0} \delta^{\frac{1}{8}}.
\end{aligned}$$

By 1, the total variation distance between the two invariant distributions can be bound. Let's define the constants $A_1 = 2\sqrt{M_2}\sqrt{A_0}$ and $B_1 = 2\sqrt{M_2}\sqrt{B_0}$. The following theorem have been prove, which shows the second part of the theorem 1.

D.1.6 Additional results

With a similar demonstration than before, we can obtain bound on the MMSE estimator or the standard deviation of the Markov chain instead of the distribution. In fact, in practice, we mainly look at the MMSE (mean of the Markov chain) and the standard deviation of the Markov chain (as a confidence map).

MMSE error bound With the same \mathbf{x} and \mathbf{y} random variable than above :

$$\begin{aligned}
\|\mathbb{E}[\mathbf{x}] - \mathbb{E}[\mathbf{y}]\| &\leq \mathbb{E}[\|\mathbf{x} - \mathbf{y}\|] \\
&\leq 2\sqrt{M_2} \|\pi_{\epsilon,\delta}^1 - \pi_{\epsilon,\delta}^2\|_{TV}^{1/2}.
\end{aligned}$$

The expectation of $\pi_{\epsilon,\delta}^1$ is the MMSE estimator of the inverse problem with the prior defined by the first denoiser. If we name, for $i \in \{1, 2\}$, $\hat{\mathbf{x}}_{MMSE,i} = \mathbb{E}_{\mathbf{x} \sim \pi_{\epsilon,\delta}^i}[\mathbf{x}]$. The following proposition have been prove (with $A_5 = A_1, B_5 = B_1$) :

Proposition 1.1. *It $A_5, B_5 \in \mathbb{R}^+$, such as for $\delta \in]0, \bar{\delta}]$:*

$$\|\hat{\mathbf{x}}_{MMSE,1} - \hat{\mathbf{x}}_{MMSE,2}\| \leq A_5 (d_1(b_\epsilon^1, b_\epsilon^2))^{\frac{1}{2}} + B_5 \delta^{\frac{1}{8}}. \quad (21)$$

Standard deviation error bound In the same mind, we want to control the difference between variance of the samples.

$$\begin{aligned}
|\mathbf{Var}[\mathbf{x}] - \mathbf{Var}[\mathbf{y}]| &= |\mathbb{E}[\|\mathbf{x}\|^2] - \|\mathbb{E}[\mathbf{x}]\|^2 - \mathbb{E}[\|\mathbf{y}\|^2] + \|\mathbb{E}[\mathbf{y}]\|^2| \\
&\leq |\mathbb{E}[\|\mathbf{x}\|^2] - \mathbb{E}[\|\mathbf{y}\|^2]| + |\|\mathbb{E}[\mathbf{y}]\|^2 - \|\mathbb{E}[\mathbf{x}]\|^2| \\
&\leq \mathbb{E}[|\|\mathbf{x}\|^2 - \|\mathbf{y}\|^2| \mathbf{1}_{\mathbf{x} \neq \mathbf{y}}] + \mathbb{E}[\|\mathbf{x} - \mathbf{y}\|] (\|\mathbb{E}[\mathbf{x}]\| + \|\mathbb{E}[\mathbf{y}]\|) \\
&\leq (\sqrt{2M_4} + 2\sqrt{2M_2}M_1) \|\pi_{\epsilon,\delta}^1 - \pi_{\epsilon,\delta}^2\|_{TV}^{1/2}.
\end{aligned}$$

By defining $A_6 = (\sqrt{2M_4} + 2\sqrt{2M_2}M_1)\sqrt{A_0}$ and $B_6 = B_0$, the following proposition have been demonstrated :

Proposition 1.2. *There exist $A_6, B_6 \in \mathbb{R}^+$, , such that for $\delta \in]0, \bar{\delta}]$:*

$$|\mathbf{Var}[\pi_{\epsilon,\delta}^1] - \mathbf{Var}[\pi_{\epsilon,\delta}^2]| \leq A_6 (d_1(b_\epsilon^1, b_\epsilon^2))^{\frac{1}{2}} + B_6 \delta^{\frac{1}{8}}. \quad (22)$$

E Corollary demonstrations

E.1 Demonstration of Corollary 1.1

If the forward problem is the same for the two Markov chain, there is only the denoiser which change. The distance between the two drift is :

$$d_1(b_\epsilon^1, b_\epsilon^2) = \frac{1}{\epsilon} \sqrt{\mathbb{E}_{X \sim \pi_{\epsilon, \delta}^1} (\|D_\epsilon^1(X) - D_\epsilon^2(X)\|^2)} = \frac{1}{\epsilon} d_1(D_\epsilon^1, D_\epsilon^2),$$

And so :

$$\|\pi_{\epsilon, \delta}^1 - \pi_{\epsilon, \delta}^2\|_{TV} \leq \frac{A_0}{\epsilon} d_1(D_\epsilon^1, D_\epsilon^2) + B_0 \delta^{\frac{1}{4}}.$$

So the result 1.1 have been demonstrated with the constant $A_2 = \frac{A_0}{\epsilon}$ and $B_2 = B_0$.

E.2 Demonstration of Corollary 1.2

Let's suppose that $D_\epsilon^1 = D_\epsilon^*$ is the exact MMSE denoiser. Some more assumption are needed on the prior. Let's define :

$$g_\epsilon(x_1|x_2) = p^*(x_1) \exp\left(-\frac{\|x_2 - x_1\|^2}{2\epsilon}\right) / \int_{\mathbb{R}^d} p^*(\tilde{x}) \exp\left(-\frac{\|x_2 - \tilde{x}\|^2}{2\epsilon}\right) d\tilde{x}.$$

Assumption 5. For any $\epsilon > 0$, there exists $K_\epsilon \geq 0$ such that $\forall x \in \mathbb{R}^d$,

$$\int_{\mathbb{R}^d} \|\tilde{x} - \int_{\mathbb{R}^d} \tilde{x}' g_\epsilon(\tilde{x}'|x) d\tilde{x}'\|^2 g_\epsilon(\tilde{x}|x) d\tilde{x} \leq K_\epsilon,$$

And that :

$$\int_{\mathbb{R}^d} (1 + \|\tilde{x}\|^4) p_\epsilon^*(\tilde{x}) d\tilde{x} < +\infty$$

.

Under 1, 2, 3, 4, 5. By (Laumont et al., 2022, Proposition 6), applied with the exact MMSE denoiser ($M_R = 0$ and $R = +\infty$). If $V(x) = 1 + \|x\|^2$, for $\epsilon \leq \epsilon_0$, and $\lambda > 0$ such that $2\lambda(L_y + \frac{L}{\epsilon} - \min(m, 0)) \leq 1$ and $\bar{\delta} = \frac{1}{3}(L_y + \frac{L}{\epsilon} + \frac{1}{\lambda})^{-1}$. There exists $D_4 \geq 0$ such that for $R_C > 0$ such that $\bar{B}(0, R_C) \subset \mathbb{S}$, there exists $D_{5,C} \geq 0$ such that $\forall \delta \in]0, \bar{\delta}]$:

$$\|\pi_{\epsilon, \delta}^1 - p_\epsilon(\cdot|y)\|_V \leq D_4 R_C^{-1} + D_{5,C} \sqrt{\delta}.$$

Due to $\|\cdot\|_{TV} \leq \|\cdot\|_V$, it follows :

$$\|\pi_{\epsilon, \delta}^1 - p_\epsilon(\cdot|y)\|_{TV} \leq D_4 R_C^{-1} + D_{5,C} \sqrt{\delta}.$$

By the triangular inequality and Corollary 1.1, for $0 < \delta < \min(\bar{\delta}, 1)$:

$$\begin{aligned} \|p_\epsilon(\cdot|y) - \pi_{\epsilon, \delta}^2\|_{TV} &\leq \|\pi_{\epsilon, \delta}^1 - \pi_{\epsilon, \delta}^2\|_{TV} + \|\pi_{\epsilon, \delta}^1 - p_\epsilon(\cdot|y)\|_{TV} \\ &\leq A_2 d_1(D_\epsilon^*, D_\epsilon^2) + B_2 \delta^{\frac{1}{4}} + D_4 R_C^{-1} + D_{5,C} \sqrt{\delta} \\ &\leq A_2 d_1(D_\epsilon^*, D_\epsilon^2) + (B_2 + D_{5,C}) \delta^{\frac{1}{4}} + D_4 R_C^{-1}. \end{aligned}$$

Finally, the corollary 1.2 has been demonstrated with $A_3 = A_1$, $B_3 = (B_2 + D_{5,C})$ and $C_3 = D_4$.

E.3 Demonstration of Corollary 1.3

In this case, the denoiser is fix but we change the forward problem. More precisely :

$$D_\epsilon^1 = D_\epsilon^2$$

$$\nabla \log p^1(\mathbf{y}|\cdot) \neq \nabla \log p^2(\mathbf{y}|\cdot).$$

It is suppose that the observation is the same. Because of the forward model 2, it is know that :

$$\nabla_{\mathbf{x}} \log p^i(\mathbf{y}|\mathbf{x}) = -\nabla_{\mathbf{x}} \frac{\|\mathbf{y} - \mathbf{A}_i(\mathbf{x})\|^2}{2\sigma^2} = \frac{1}{\sigma^2} \mathbf{A}_i^T (\mathbf{y} - \mathbf{A}_i \mathbf{x})$$

Then :

$$\begin{aligned} b_\epsilon^1(\mathbf{x}) - b_\epsilon^2(\mathbf{x}) &= \nabla_{\mathbf{x}} \log p^1(\mathbf{y}|\mathbf{x}) - \nabla_{\mathbf{x}} \log p^2(\mathbf{y}|\mathbf{x}) = \frac{1}{\sigma^2} (\mathbf{A}_1^T (\mathbf{y} - \mathbf{A}_1 \mathbf{x}) - \mathbf{A}_2^T (\mathbf{y} - \mathbf{A}_2 \mathbf{x})) \\ &= \frac{1}{\sigma^2} ((\mathbf{A}_1 - \mathbf{A}_2)^T \mathbf{y} - (\mathbf{A}_1^T \mathbf{A}_1 - \mathbf{A}_2^T \mathbf{A}_2) \mathbf{x}). \end{aligned}$$

But :

$$\mathbf{A}_1^T \mathbf{A}_1 - \mathbf{A}_2^T \mathbf{A}_2 = \mathbf{A}_1^T \mathbf{A}_1 - \mathbf{A}_2^T \mathbf{A}_1 + \mathbf{A}_2^T \mathbf{A}_1 - \mathbf{A}_2^T \mathbf{A}_2 = (\mathbf{A}_1 - \mathbf{A}_2)^T \mathbf{A}_1 + \mathbf{A}_2^T (\mathbf{A}_1 - \mathbf{A}_2).$$

So, with the operator norm, also note $\|\cdot\|$, of matrix associate with the Euclidean norm, the following inequality holds :

$$\begin{aligned} \|b_\epsilon^1(\mathbf{x}) - b_\epsilon^2(\mathbf{x})\| &= \frac{1}{\sigma^2} \|(\mathbf{A}_1 - \mathbf{A}_2)^T \mathbf{y} - (\mathbf{A}_1 - \mathbf{A}_2)^T \mathbf{A}_1 \mathbf{x} - \mathbf{A}_2^T (\mathbf{A}_1 - \mathbf{A}_2) \mathbf{x}\| \\ &\leq \|\mathbf{A}_1 - \mathbf{A}_2\| (\|\mathbf{y}\| + (\|\mathbf{A}_1\| + \|\mathbf{A}_2\|) \|\mathbf{x}\|). \end{aligned}$$

So :

$$\begin{aligned} \|b_\epsilon^1(\mathbf{x}) - b_\epsilon^2(\mathbf{x})\|^2 &\leq \|\mathbf{A}_1 - \mathbf{A}_2\|^2 (\|\mathbf{y}\| + (\|\mathbf{A}_1\| + \|\mathbf{A}_2\|) \|\mathbf{x}\|)^2 \\ &\leq 2\|\mathbf{A}_1 - \mathbf{A}_2\|^2 (\|\mathbf{y}\|^2 + (\|\mathbf{A}_1\| + \|\mathbf{A}_2\|)^2 \|\mathbf{x}\|^2). \end{aligned}$$

If \mathbf{A}_1 and \mathbf{A}_1 are in a bound domain. There exists M such that $M \geq \max(\|\mathbf{A}_1\|, \|\mathbf{A}_2\|)$, it gives :

$$\|b_\epsilon^1(\mathbf{x}) - b_\epsilon^2(\mathbf{x})\|^2 \leq 2\|\mathbf{A}_1 - \mathbf{A}_2\|^2 (\|\mathbf{y}\|^2 + 4M^2 \|\mathbf{x}\|^2).$$

Then :

$$\begin{aligned} d_1(b_\epsilon^1, b_\epsilon^2) &= \sqrt{\mathbb{E}_{X \sim \pi_{\epsilon, \delta}^1} (\|b_\epsilon^1(X) - b_\epsilon^2(X)\|^2)} \\ &\leq \sqrt{2\|\mathbf{A}_1 - \mathbf{A}_2\|^2 \left(\|\mathbf{y}\|^2 + 4M^2 \mathbb{E}_{X \sim \pi_{\epsilon, \delta}^1} (\|X\|^2) \right)} \\ &\leq \sqrt{2} \|\mathbf{A}_1 - \mathbf{A}_2\| \left(\|\mathbf{y}\| + 2M \sqrt{\mathbb{E}_{X \sim \pi_{\epsilon, \delta}^1} (\|X\|^2)} \right). \end{aligned}$$

By the moment bound 14, $\sqrt{\mathbb{E}_{X \sim \pi_{\epsilon, \delta}^1} (\|X\|^2)} \leq \sqrt{M_2}$.

Then Theorem 1 gives, that $\forall \delta \in]0, \bar{\delta}]$:

$$\|\pi_{\epsilon, \delta}^1 - \pi_{\epsilon, \delta}^2\|_{TV} \leq A_0 d_1(b_\epsilon^1, b_\epsilon^2) + B_0 \delta^{\frac{1}{4}}.$$

Let's define, $A_4 = \sqrt{2} A_0 (\|\mathbf{y}\| + 2M \sqrt{M_2}) \geq 0$ and $B_4 = B_0$, corollary 1.3 has been prove.