

# Sample-Efficient Learning for a Surrogate Model of Three-Phase Distribution System

Hoang Tien Nguyen, *Graduate Student Member, IEEE*, Young-Jin Kim, *Senior Member, IEEE*,  
and Dae-Hyun Choi, *Member, IEEE*

**Abstract**—A surrogate model that accurately predicts distribution system voltages is crucial for reliable smart grid planning and operation. This letter proposes a fixed-point data-driven surrogate modeling method that employs a limited dataset to learn the power-voltage relationship of an unbalanced three-phase distribution system. The proposed surrogate model is designed using a fixed-point load-flow equation, and the stochastic gradient descent method with an automatic differentiation technique is employed to update the parameters of the surrogate model using complex power and voltage samples. Numerical examples in IEEE 13-bus, 37-bus, and 123-bus systems demonstrate that the proposed surrogate model can outperform surrogate models based on the deep neural network and Gaussian process regarding prediction accuracy and sample efficiency.

**Index Terms**—Machine learning, stochastic gradient descent, surrogate model, three-phase distribution system.

## I. INTRODUCTION

THE wide deployment of distributed energy sources, such as photovoltaic (PV) systems and electric vehicles, can cause voltage violations in distribution systems. Voltage violations occur due to strongly fluctuating power injections of distributed energy sources, thereby leading to power outages, equipment damage, and customer dissatisfaction. Therefore, accurate calculation of voltages is essential for various smart grid applications to ensure reliable grid planning and operation.

Distribution system operators have used voltage information to maintain stable system operation by keeping voltage profiles within their acceptable limits via voltage regulators. In addition, from the planning perspective of distribution systems, voltages information has been employed to quantify the influence of newly installed power system equipment on distribution system operations. Voltage is typically calculated using a model-based load-flow analysis. However, the load-flow analysis requires accurate distribution system models, which are unavailable to most utility companies. Furthermore, distribution system modeling is often costly and inaccurate due to incomplete information about the distribution systems, including topology and transformer/line parameters [1].

To address these issues, data-driven surrogate models using machine learning methods have recently been developed to calculate voltage given power injections, without an accurate physics-based system model. These surrogate models were built using the deep neural network (DNN) [2] and Gaussian process (GP) [3] methods to approximate the relationship between voltage magnitudes and power injections of the distribution system. The surrogate models were used as an en-

TABLE I  
NOMENCLATURE

$N$	Number of PQ buses
$i \in \{1, 2, \dots, N\}$	Index of a PQ bus
$j$	Index of a training sample
$k \in \{1, 2, \dots, T\}$	Index of a fixed-point iteration
$\mathbf{v}_0 = (v_0^a, v_0^b, v_0^c)^\top$	Complex voltages at the slack bus
$\mathbf{v}_i = (v_i^a, v_i^b, v_i^c)^\top$	Phase-to-ground voltages at bus $i$
$\mathbf{s}_i^Y = (s_i^a, s_i^b, s_i^c)^\top$	Grounded wye sources at bus $i$
$\mathbf{s}_i^\Delta = (s_i^{ab}, s_i^{bc}, s_i^{ca})^\top$	Delta sources at bus $i$
$\mathbf{v} = (\mathbf{v}_1^\top, \dots, \mathbf{v}_N^\top)^\top$	Complex voltages at PQ buses
$\mathbf{s}^Y = ((\mathbf{s}_1^Y)^\top, \dots, (\mathbf{s}_N^Y)^\top)^\top$	Complex wye sources at PQ buses
$\mathbf{s}^\Delta = ((\mathbf{s}_1^\Delta)^\top, \dots, (\mathbf{s}_N^\Delta)^\top)^\top$	Complex delta sources at PQ buses
$\mathbf{Y}$	Admittance matrix
$(\cdot)$	Conjugate of $(\cdot)$

vironment for training process of deep reinforcement learning-based voltage control. In [4], a DNN-based surrogate model was presented to calculate voltage in low-voltage distribution systems using the historical smart meter data. In [5], various machine learning methods were applied and compared to build surrogate models of residential/industrial/commercial distribution systems. However, these surrogate models suffer from sample inefficiency because they are implemented using purely model-free machine learning methods.

This letter proposes a sample-efficient learning-based surrogate model that learns the underlying power-voltage relationship of an unbalanced three-phase distribution system. The proposed surrogate model is implemented using a fixed-point load-flow formulation to improve the sample efficiency. During learning, the parameters of the surrogate model are updated using a stochastic gradient descent (SGD) method with an automatic differentiation technique. Simulation results in IEEE 13-bus, 37-bus, and 123-bus systems demonstrate the superiority of the proposed surrogate model over the DNN and GP methods regarding sample-efficiency and prediction accuracy. Table I presents the notations used in this letter.

## II. LOAD-FLOW FORMULATION OF DISTRIBUTION SYSTEM

We consider an unbalanced three-phase distribution network with one slack bus and  $N$  PQ buses with an admittance matrix  $\mathbf{Y} \in \mathbb{C}^{3(N+1) \times 3(N+1)}$ . For load-flow analysis, the admittance matrix is partitioned into four block matrices as follows [6]:

$$\mathbf{Y} := \begin{bmatrix} \mathbf{Y}_{LL} & \mathbf{Y}_{L0} \\ \mathbf{Y}_{0L} & \mathbf{Y}_{00} \end{bmatrix}, \quad (1)$$

where  $\mathbf{Y}_{LL} \in \mathbb{C}^{3N \times 3N}$ ,  $\mathbf{Y}_{L0} \in \mathbb{C}^{3N \times 3}$ ,  $\mathbf{Y}_{0L} \in \mathbb{C}^{3 \times 3N}$ , and  $\mathbf{Y}_{00} \in \mathbb{C}^{3 \times 3}$  are submatrices of the admittance matrix  $\mathbf{Y}$ .

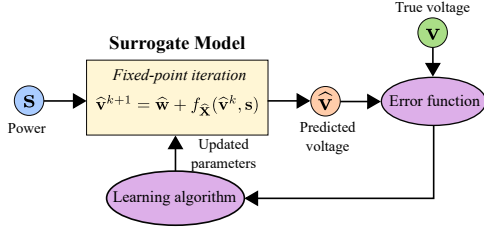


Fig. 1. Illustration of a fixed-point surrogate model.

The complex voltage  $\mathbf{v} \in \mathbb{C}^{3N}$  of the three-phase distribution system can be calculated using the following fixed-point equation [7]:

$$\begin{aligned} \mathbf{v} &= \mathbf{w} + \mathbf{X}(\text{diag}(\bar{\mathbf{v}})^{-1} \bar{\mathbf{s}}^Y + \mathbf{H}^\top \text{diag}(\mathbf{H}\bar{\mathbf{v}})^{-1} \bar{\mathbf{s}}^\Delta) \\ &= \mathbf{w} + f_{\mathbf{X}}(\mathbf{v}, \mathbf{s}), \end{aligned} \quad (2)$$

where  $\mathbf{X} = \mathbf{Y}_{LL}^{-1}$  and  $\mathbf{w} = -\mathbf{Y}_{LL}^{-1} \mathbf{Y}_{L0} \mathbf{v}_0$ . The complex wye and delta sources ( $\mathbf{s}^Y, \mathbf{s}^\Delta \in \mathbb{C}^{3N}$ ) at the buses are  $\mathbf{s} = \{\mathbf{s}^Y, \mathbf{s}^\Delta\}$ . The matrix  $\mathbf{H}$  is a  $3N \times 3N$  transformation block-diagonal matrix with all diagonal blocks of  $[1 \ -1 \ 0; 0 \ 1 \ -1; -1 \ 0 \ 1]$ . Based on the fixed-point equation (2), the complex voltage can be obtained via the following equation:

$$\mathbf{v}^{k+1} = \mathbf{w} + f_{\mathbf{X}}(\mathbf{v}^k, \mathbf{s}), \quad (3)$$

where the iterations (3) end after  $T$  when a change in the voltage between two consecutive iterations is lower than a small threshold.

Note that  $\mathbf{w}$  and  $\mathbf{X}$  in (2) are associated with the distribution system topology and its parameters, which are often not known exactly or are unknown in practice. This study aims to learn  $\mathbf{w}$  and  $\mathbf{X}$  using a limited set of complex power and voltage samples  $\{\mathbf{s}^{(j)}, \mathbf{v}^{(j)}\}$  collected through sensors.

### III. LEARNING-BASED SURROGATE MODEL

#### A. Proposed Fixed-Point Surrogate Model

Based on the load-flow equation (2), we propose the following fixed-point surrogate model (4) to learn the power-voltage relationship of the three-phase distribution system:

$$\hat{\mathbf{v}} = \hat{\mathbf{w}} + f_{\hat{\mathbf{X}}}(\hat{\mathbf{v}}, \mathbf{s}), \quad (4)$$

where  $\hat{\mathbf{w}}$  and  $\hat{\mathbf{X}}$  include model parameters estimated using the power and voltage samples. Given  $\hat{\mathbf{w}}$ ,  $\hat{\mathbf{X}}$ , and complex power  $\mathbf{s}$ , the predicted complex voltage  $\hat{\mathbf{v}}$  of the surrogate model can be computed using the following iterative equation:

$$\hat{\mathbf{v}}^{k+1} = \hat{\mathbf{w}} + f_{\hat{\mathbf{X}}}(\hat{\mathbf{v}}^k, \mathbf{s}). \quad (5)$$

The primary goal of this study is to determine the optimal estimates,  $\hat{\mathbf{w}}$  and  $\hat{\mathbf{X}}$ , by minimizing the following root mean square error (RMSE) using the proposed training method in Section III-B:

$$\mathcal{L} = \sqrt{\frac{1}{3N} \sum_{i=1}^N \|\mathbf{v}_i - \hat{\mathbf{v}}_i\|^2}. \quad (6)$$

#### B. SGD-based Model Training

#### Algorithm 1: Training a fixed-point surrogate model

**Input:** Training dataset  $\mathcal{D}$ , learning rate  $\eta$

**Output:** Optimized  $\hat{\mathbf{X}}$  and  $\hat{\mathbf{w}}$

Initialize  $\hat{\mathbf{X}}$  and  $\hat{\mathbf{w}}$ ;

**for each epoch do**

**for each sample do**

        Sample  $\{\mathbf{s}^{(j)}, \mathbf{v}^{(j)}\} \sim \mathcal{D}$ ;

        Forward pass: obtain  $\hat{\mathbf{v}}^{(j)}$  by solving (5) with  $\mathbf{s}^{(j)}$ ;

        Backward pass: calculate the gradient  $\frac{\partial \mathcal{L}}{\partial \hat{\mathbf{X}}}$  using (7);

        Update  $\hat{\mathbf{X}}$  and no-load voltage  $\hat{\mathbf{w}}$ :

$\hat{\mathbf{X}} \leftarrow \hat{\mathbf{X}} - \eta \frac{\partial \mathcal{L}}{\partial \hat{\mathbf{X}}}$  using (8);

$\hat{\mathbf{w}} \leftarrow \mathbf{v}^{(j)} - f_{\hat{\mathbf{X}}}(\hat{\mathbf{v}}^{(j)}, \mathbf{s}^{(j)})$  using (9);

**end**

**end**

This subsection proposes an SGD-based learning method that updates  $\hat{\mathbf{X}}$  and  $\hat{\mathbf{w}}$  by minimizing the error function  $\mathcal{L}$  (6). First, the complex matrix  $\hat{\mathbf{X}}$  can be updated using the SGD method for complex variables in (7) and (8):

$$\frac{\partial \mathcal{L}}{\partial \hat{\mathbf{X}}} = \frac{\partial \mathcal{L}}{\partial \hat{\mathbf{v}}} \frac{\partial \hat{\mathbf{v}}}{\partial \hat{\mathbf{X}}} + \frac{\partial \mathcal{L}}{\partial \bar{\hat{\mathbf{v}}}} \frac{\partial \bar{\hat{\mathbf{v}}}}{\partial \bar{\hat{\mathbf{X}}}}, \quad (7)$$

$$\hat{\mathbf{X}} \leftarrow \hat{\mathbf{X}} - \eta \frac{\partial \mathcal{L}}{\partial \hat{\mathbf{X}}}. \quad (8)$$

Note that, in machine learning packages (e.g., Pytorch), the gradient (7) can be computed efficiently using *automatic differentiation*—a powerful tool to automate the calculation of derivatives in complex algorithms and mathematical functions.

Next, according to the fixed-point equation (2), the no-load voltage  $\mathbf{w}$  is expressed as  $\mathbf{w} = \mathbf{v} - f_{\mathbf{X}}(\mathbf{v}, \mathbf{s})$ . The no-load voltage is updated using the calculated  $\hat{\mathbf{v}}$  and  $\hat{\mathbf{X}}$  as follows:

$$\hat{\mathbf{w}} \leftarrow \mathbf{v} - f_{\hat{\mathbf{X}}}(\hat{\mathbf{v}}, \mathbf{s}). \quad (9)$$

The proposed fixed-point surrogate model and training procedure with the SGD method are illustrated in Fig. 1 and Algorithm 1, respectively.

*Remark 1:* The DNN and GP methods for distribution system surrogate modeling typically require numerous training data to reach an acceptable accuracy because they consider the distribution system a black box (without information). In contrast, the proposed method employs the load-flow principle in (2) to build the desired surrogate model. Due to the knowledge of the load-flow principle, only the necessary model parameters are learned, improving the sample efficiency of the learning algorithm.

*Remark 2:* While the DNN- and GP-based surrogate models in [2]–[4] calculate only the voltage magnitudes given power injection at nodes, the proposed model (4) provides a complex voltage consisting of the voltage magnitude and angle. The voltage angle is crucial for assessing phase-angle unbalance in three-phase distribution systems.

### IV. SIMULATION RESULTS

The performance of the proposed fixed-point surrogate model was quantified using IEEE 13-bus, 37-bus, and 123-bus

TABLE II  
NUMBER OF TRAINING AND TESTING SAMPLES

	13 bus	37 bus	123 bus
No. training samples	40	70	200
No. testing samples	1000	1000	1000

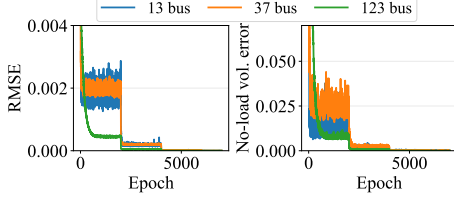


Fig. 2. Training curve convergence of the error function  $\mathcal{L}$  and no-load voltage error  $\|\hat{\mathbf{w}} - \mathbf{w}\|_2$ .

systems with two, four, and ten PV systems, respectively. The admittance matrices of the unbalanced distribution systems were obtained from [6]. The learning rate was initially set to  $\eta = 0.5$  for training acceleration and multiplied by 0.1 every 2000 epochs. The proposed surrogate model was trained for 7000 epochs. The no-load voltage  $\hat{\mathbf{w}}$  and all elements of the matrix  $\hat{\mathbf{X}}$  were initialized with the voltages at the slack bus and  $0.1 + 0.1j$ , respectively. The uniformly randomized loads and PV system generation outputs generated datasets by computing the load flow (2) and obtaining its voltage solution. Table II presents the number of training and testing samples. The performance of the proposed method was compared with those of the GP [2] and DNN [3] methods. For a fair sample-efficiency comparison, identical training and testing datasets were employed for the three methods. All simulations were performed using PyTorch library in Python.

*Training results:* The training curves of the error function (6) and no-load voltage error  $\|\hat{\mathbf{w}} - \mathbf{w}\|_2$  are illustrated in Fig. 2. This figure reveals that the error function and no-load voltage error converge to near-zero values, demonstrating a successful training convergence of the proposed learning rule for surrogate modeling.

*Testing results:* As listed in Table III, the RMSE of voltage magnitude of the proposed method using the testing dataset is much less than those of the DNN and GP methods. Fig. 3 compares the distribution of voltage magnitude error among the three methods. The voltage magnitude error of the proposed method is the least among the three methods, concentrated in a small range near zero. In addition, the RMSE values of the voltage angles were calculated as  $3.3631 \times 10^{-6}$ ,  $5.2793 \times 10^{-6}$ , and  $2.5233 \times 10^{-7}$  rad for IEEE 13-bus, 37-bus, and 123-bus systems, respectively. The average computational time for each sample in IEEE 13-bus, 37-bus, and 123-bus systems was 2.4, 3.3, and 9.1 ms, respectively. The results confirm high prediction accuracy, sample-efficiency, and fast execution of the proposed model.

## V. CONCLUSION

This letter proposes a fixed-point surrogate model in which the power-voltage relationship of the unbalanced three-phase distribution system is learned by applying a limited dataset of complex power and voltage. The critical parts of the proposed

TABLE III  
ROOT MEAN SQUARE ERROR OF VOLTAGE MAGNITUDE USING TESTING DATASET

	13 bus	37 bus	123 bus
Proposed	$5.1571 \times 10^{-6}$	$5.3389 \times 10^{-6}$	$2.5064 \times 10^{-7}$
DNN	$1.6494 \times 10^{-3}$	$7.0648 \times 10^{-4}$	$1.0229 \times 10^{-3}$
GP	$6.6004 \times 10^{-3}$	$6.5853 \times 10^{-3}$	$9.1579 \times 10^{-3}$

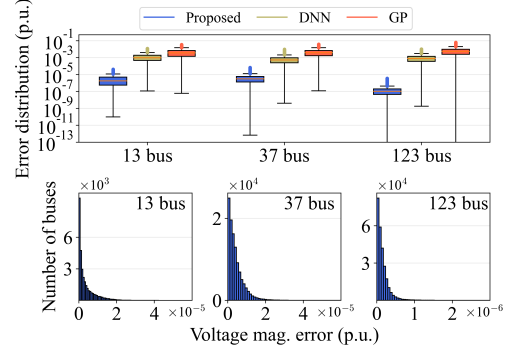


Fig. 3. Distributions of voltage magnitude errors of three methods (top) and number of buses with varying voltage magnitude errors of the proposed method (bottom).

method are to i) design the surrogate model based on the fixed-point load-flow equation and ii) learn the parameters of the surrogate model using the SGD method with an automatic differentiation technique. Due to the leverage of the load-flow equation, the proposed surrogate model can achieve higher prediction accuracy and sample efficiency than the DNN- and GP-based surrogate models, as verified in the simulation study. This study demonstrates that combining domain knowledge (i.e., the load-flow equation) and machine learning methods could yield highly sample-efficient learning algorithms for power system applications.

In a future study, the proposed method will be extended to identify the distribution system topology and line parameters by learning a full admittance matrix.

## REFERENCES

- [1] A. Navarro-Espinosa, L. Ochoa, R. Shaw, and D. Randles, "Reconstruction of low voltage distribution networks: From gis data to power flow models," in *Proc. CIRED 23rd Int. Conf. Elect. Distrib.*, no. 1273, Lyon, France, 2015.
- [2] D. Cao, J. Zhao, W. Hu, F. Ding, Q. Huang, Z. Chen, and F. Blaabjerg, "Data-driven multi-agent deep reinforcement learning for distribution system decentralized voltage control with high penetration of PVs," *IEEE Trans. Smart Grid*, vol. 12, no. 5, pp. 4137–4150, Sep. 2021.
- [3] D. Cao, J. Zhao, W. Hu, F. Ding, N. Yu, Q. Huang, and Z. Chen, "Model-free voltage control of active distribution system with PVs using surrogate model-based deep reinforcement learning," *Appl. Energy*, vol. 306, p. 117982, Jan. 2022.
- [4] V. Bassi, L. F. Ochoa, T. Alpcan, and C. Leckie, "Electrical model-free voltage calculations using neural networks and smart meter data," *IEEE Trans. Smart Grid*, Early Access, 2022.
- [5] S. Balduin, T. Westermann, and E. Puiutta, "Evaluating different machine learning techniques as surrogate for low voltage grids," *Energy Inform.*, vol. 3, no. 1, pp. 1–12, Oct. 2020.
- [6] M. Bazrafshan and N. Gatsis, "Comprehensive modeling of three-phase distribution systems via the bus admittance matrix," *IEEE Trans. Power Syst.*, vol. 33, no. 2, pp. 2015–2029, Mar. 2018.
- [7] A. Bernstein, C. Wang, E. Dall'Anese, J.-Y. Le Boudec, and C. Zhao, "Load flow in multiphase distribution networks: Existence, uniqueness, non-singularity and linear models," *IEEE Trans. Power Syst.*, vol. 33, no. 6, pp. 5832–5843, Nov. 2018.