

Distributed Optimization for Quadratic Cost Functions over Large-Scale Networks with Quantized Communication and Finite-Time Convergence

Apostolos I. Rikos, Andreas Grammenos, Evangelia Kalyvianaki,
Christoforos N. Hadjicostis, Themistoklis Charalambous, and Karl H. Johansson

Abstract—We propose two distributed iterative algorithms that can be used to solve, in finite time, the distributed optimization problem over quadratic local cost functions in large-scale networks. The first algorithm exhibits synchronous operation whereas the second one exhibits asynchronous operation. Both algorithms share salient features. Specifically, the algorithms operate exclusively with quantized values, which means that the information stored, processed and exchanged between neighboring nodes is subject to deterministic uniform quantization. The algorithms rely on event-driven updates in order to reduce energy consumption, communication bandwidth, network congestion, and/or processor usage. Finally, once the algorithms converge, nodes distributively terminate their operation. We prove that our algorithms converge in a finite number of iterations to the exact optimal solution depending on the quantization level, and we present applications of our algorithms to (i) optimal task scheduling for data centers, and (ii) global model aggregation for distributed federated learning. We provide simulations of these applications to illustrate the operation, performance, and advantages of the proposed algorithms. Additionally, it is shown that our proposed algorithms compare favorably to algorithms in the current literature. Quantized communication and asynchronous updates increase the required time to completion, but finite-time operation is maintained.

Index Terms—Optimization, distributed algorithms, quantization, finite-time, resource allocation, federated learning.

I. INTRODUCTION

In several applications (such as, cloud computing, power systems, and traffic networks), the traditional way of optimizing performance is to collect data from all users (demands,

Apostolos I. Rikos and K. H. Johansson are with the Division of Decision and Control Systems, KTH Royal Institute of Technology, SE-100 44 Stockholm, Sweden. They are also affiliated with Digital Futures. E-mails: {rikos,kallej}@kth.se.

A. Grammenos and E. Kalyvianaki are with the Department of Computer Science and Technology, University of Cambridge, Cambridge, and the Alan Turing Institute, London, UK. E-mails: {ag926,ek264}@cl.cam.ac.uk.

C. N. Hadjicostis and T. Charalambous are with the Department of Electrical and Computer Engineering, School of Engineering, University of Cyprus, 1678 Nicosia, Cyprus. E-mails: {chadjic,charalambous.themistoklis}@ucy.ac.cy.

Parts of the results for optimal task scheduling appear in [1]. The present version of the paper includes (i) an improved version of the algorithm presented in [1] which imposes less operational requirements, (ii) full proofs regarding the completion of the proposed algorithm (not provided in [1]), (iii) a fully asynchronous algorithm which operates by performing max-consensus in an asynchronous fashion, (iv) an application over federated learning systems, and (v) an extended analysis regarding the operation of our algorithms in large-scale networks such as data centers.

Part of this work was supported by the Knut and Alice Wallenberg Foundation, the Swedish Research Council, and the Swedish Foundation for Strategic Research. The work of T. Charalambous was partly supported by the European Research Council (ERC) Consolidator Grant MINERVA (Grant agreement No. 101044629).

requests, etc.) at a central agent/processor (usually the service provider). This processor performs the (usually heavy) computations for the optimization centrally, and distributes the corresponding part of the solution to each of the users. As a consequence, centralized optimization algorithms (see, e.g., [2]–[5]), anticipate the existence of a central processor, and require transfer of information to it in order to perform the necessary computations. However, centralized algorithms are subject to limitations as they (i) increase the overall network traffic (with a bottleneck at the central agent who collects the information from all users), (ii) lack scalability, (iii) require high computational capabilities for the centralized server, and (iv) can be subject to a single point of failure [6].

In recent years, rapid developments of telecommunication systems, has given rise to new networked systems applications such as, distributed localization, distributed estimation, and distributed target tracking. In these applications several agents interact with each other via wired/wireless channels for completing a task. As a result, there has been growing interest for control and coordination of networked systems. One such problem is that of distributed optimization [7], [8], in which agents are required to operate in a cooperative fashion in order to minimize/maximize the desirable cost/utility function. Distributed operation alleviates the limitations of centralized optimization algorithms and facilitates new disruptive applications. In distributed optimization algorithms, each node has access to a local objective function which is part of the global objective function. Then, it aims to optimize the global objective function by optimizing its own local objective function while coordinating with other nodes in the network in a peer-to-peer fashion. Distributed operation offers various advantages such as (i) scalability, (ii) resiliency to single points of failure, (iii) performance improvements, and (iv) more efficient (and distributed) usage of network resources.

Most distributed optimization algorithms in the literature require nodes to exchange real-valued messages to guarantee convergence to the desired solution [7]–[13]. Due to their real-valued operation, they converge to the optimal solution in an asymptotic fashion. Hence, such algorithms are not suitable in practice, since they operate under some unrealistic assumptions. More specifically, real-valued messages assume channels of infinite capacity and asymptotic convergence means that the optimal is obtained as time approaches infinity. If they operate over a limited time-frame, then they terminate in the proximity of the optimal solution [6], [14] This is a direct consequence of the asymptotic nature of their operation, which does not provide finite-time convergence guarantees.

Some recent works have focused on algorithms with finite-time convergence which allow calculation of the exact solution without any error [15]. However, during the operation of these algorithms the values exchanged between nodes should be real numbers, which increases the communication overhead bottleneck (as channels of infinite capacity are required). In order to achieve more efficient usage of network resources (such as bandwidth), communication-efficient distributed optimization (where the exchanged values are quantized) has received significant attention recently in the control and machine learning communities [16]–[18]. However, most current approaches are mainly quantizing the values of a real valued distributed optimization algorithm and thus, they maintain the algorithm’s asymptotic convergence nature. This means that even though they operate with quantized values, they converge to the optimal solution in an asymptotic fashion. To the best of our knowledge, there is no algorithm in the literature that utilizes quantized values for efficient communication and converges in finite time to the proximity of the optimal solution or the exact one, depending on the quantization level (i.e., the distance of the calculated and the exact solution is always less than the quantization level). The work in this paper combines both characteristics, and aims at paving the way for the use of finite-time algorithms that operate solely with quantized values to address distributed optimization problems in directed networks.

Main Contributions. In this paper, we focus on distributed optimization over quadratic local cost functions. We take into consideration that the exchanged messages consist of quantized values, and propose two distributed algorithms – one synchronous and one asynchronous – that solve the optimization problem in a finite number of steps. The algorithms terminate their operation once they converge to the optimal solution. The main contributions of the paper are the following.

- We present a novel synchronous distributed algorithm that solves the optimization problem in a finite number of time steps using quantized values (Algorithm 1). A distributed stopping mechanism is deployed in order to terminate the algorithm in a finite number of time steps.
- We provide an upper bound on the number of time steps needed for convergence based on properties of primitive matrices. The convergence time relies on the network connectivity as determined by the diameter of the network, rather than the number of network nodes (Theorem 1).
- We present a fully asynchronous distributed algorithm that solves the optimization problem in a finite number of time steps using quantized values (Algorithm 2). Specifically, we present a distributed stopping mechanism which relies on asynchronous updates. Then, we discuss a modified asynchronous algorithm for the case where each node requires a random number of time steps to process the received information.
- We provide an upper bound on the number of time steps needed for convergence of our asynchronous algorithm. The convergence time depends on connectivity and the number of time steps required by each node to process the received information (Theorem 2).

- Even though the proposed algorithms could be used in many applications, here, we discuss them within the context of (i) resource management in cloud infrastructures [6], and (ii) global model aggregation in distributed federated learning systems [16], [18]–[22] (Section V). One such application is task scheduling which is a problem that optimally allocates tasks to server machines. The goal is to balance the central processing unit (CPU) utilization across data center servers by carefully deciding how to allocate tasks to CPU resources in a distributed fashion [1], [6], [23]. The other application is global model aggregation, where the local calculated models are aggregated over a federated learning system. The goal is to calculate the global model parameters by aggregating the local model parameters of each node (obtained by local training on each node) in a distributed fashion [19], [21], [22]. These applications are discussed in detail in the paper.

The operation of our proposed algorithms relies on similar principles as [24]–[27]. Specifically, our proposed algorithms rely on calculating the average of a given set of variables, and then terminating their operation. However, the operation of our algorithms is substantially different than the ones in [24]–[26]. The main differences are that the proposed algorithms (i) operate with quantized values, (ii) exhibit-finite time convergence, and (iii) are able to terminate their operation once convergence has been achieved. Furthermore, the proposed algorithms’ distributed stopping mechanism shares similarities with [27]. However, our proposed distributed stopping mechanism (unlike the one in [27]) utilizes two parallel linear iterations which are adjusted to the quantized nature of our algorithms.

Paper Organization. The remainder of the paper is organized as follows. In Section II, we introduce the notation used in the paper and in Section III, we provide the problem formulation. In Section IV, we present the proposed quantized optimal allocation algorithms and we analyze their convergence. In Section V, we present applications of the algorithms and compare their operation against other algorithms in the literature. Finally, in Section VI, we conclude this paper and discuss possible future directions.

II. NOTATION AND PRELIMINARIES

Notation. The sets of real, rational, integer, and natural numbers are denoted by \mathbb{R} , \mathbb{Q} , \mathbb{Z} , and \mathbb{N} , respectively. Symbol $\mathbb{Z}_{\geq 0}$ ($\mathbb{Z}_{>0}$) denotes the set of nonnegative (positive) integer numbers, while $\mathbb{Z}_{\leq 0}$ ($\mathbb{Z}_{<0}$) denotes the set of nonpositive (negative) integer numbers. For any real number $a \in \mathbb{R}$, the floor $\lfloor a \rfloor$ denotes the greatest integer less than or equal to a while the ceiling $\lceil a \rceil$ denotes the least integer greater than or equal to a . Vectors are denoted by small letters, matrices are denoted by capital letters, and the transpose of a matrix A is denoted by A^T . For a matrix $A \in \mathbb{R}^{n \times n}$, the entry at row i and column j is denoted by A_{ij} . By $\mathbf{1}$ we denote the all-ones column vector and by I we denote the identity matrix (of appropriate dimensions).

Network Preliminaries. The communication topology of a network of n ($n \geq 2$) nodes communicating only with

their immediate neighbors can be captured by a directed graph (digraph) defined as $\mathcal{G}_d = (\mathcal{V}, \mathcal{E})$. In digraph \mathcal{G}_d , $\mathcal{V} = \{v_1, v_2, \dots, v_n\}$ is the set of nodes, whose cardinality is denoted as $|\mathcal{V}| = n$, and $\mathcal{E} \subseteq \mathcal{V} \times \mathcal{V} - \{(v_j, v_j) \mid v_j \in \mathcal{V}\}$ is the set of edges (self-edges excluded) whose cardinality is denoted as $m = |\mathcal{E}|$. A directed edge from node v_i to node v_j is denoted by $m_{ji} \triangleq (v_j, v_i) \in \mathcal{E}$, and captures the fact that node v_j can receive information from node v_i (but not the other way around). We assume that the given digraph $\mathcal{G}_d = (\mathcal{V}, \mathcal{E})$ is *strongly connected*, i.e., for each pair of nodes $v_j, v_i \in \mathcal{V}$, $v_j \neq v_i$, there exists a directed *path* from v_i to v_j . A directed *path* of length t from v_i to v_j exists if we can find a sequence of nodes $v_i \equiv v_{l_0}, v_{l_1}, \dots, v_{l_t} \equiv v_j$ such that $(v_{l_{\tau+1}}, v_{l_\tau}) \in \mathcal{E}$ for $\tau = 0, 1, \dots, t-1$. Furthermore, the diameter D of a digraph is the longest shortest path between any two nodes $v_j, v_i \in \mathcal{V}$ in the network. The subset of nodes that can directly transmit information to node v_j is called the set of in-neighbors of v_j and is represented by $\mathcal{N}_j^- = \{v_i \in \mathcal{V} \mid (v_j, v_i) \in \mathcal{E}\}$. The cardinality of \mathcal{N}_j^- is called the *in-degree* of v_j and is denoted by \mathcal{D}_j^- . The subset of nodes that can directly receive information from node v_j is called the set of out-neighbors of v_j and is represented by $\mathcal{N}_j^+ = \{v_l \in \mathcal{V} \mid (v_l, v_j) \in \mathcal{E}\}$. The cardinality of \mathcal{N}_j^+ is called the *out-degree* of v_j and is denoted by \mathcal{D}_j^+ .

III. PROBLEM FORMULATION

Let us consider a strongly connected network $\mathcal{G}_d = (\mathcal{V}, \mathcal{E})$. We focus on the scenario where nodes in a network cooperatively minimize a common additive cost function. Traditionally, each one of the $n = |\mathcal{V}|$ nodes is endowed with (and has information only for) a scalar quadratic local cost function $f_i : \mathbb{R} \mapsto \mathbb{R}$. Since, in this work, we consider the exchange of integer¹ values, the local cost function takes rational numbers as inputs. Additionally, since the update of each node is also quantized, the outputs are also rational, i.e., $f_i : \mathbb{Q} \mapsto \mathbb{Q}$. Nodes aim to cooperatively solve the optimization problem, herein called P1, in finite time and terminate their operation once calculating the optimal solution. P1 is as follows:

$$\mathbf{P1} : \min_{x \in \mathbb{Q}^n} f(x_1, x_2, \dots, x_n) \equiv \sum_{i=1}^n f_i(x_i), \quad (1a)$$

$$\text{s.t. } x_i = x_j, \forall v_i, v_j \in \mathcal{V}, \quad (1b)$$

$$\text{nodes exchange integer values.} \quad (1c)$$

In this work, we restrict our attention to a quadratic local cost function for every node v_i of the following form cf., [7], [28]

$$f_i(x_i) = \frac{1}{2} \alpha_i (x_i - \rho_i)^2, \quad (2)$$

where $\alpha_i \in \mathbb{Q}$ and $\rho_i \in \mathbb{Q}$ are given parameters. This cost function represents the demand at node v_i with x_i being a global optimization parameter that will determine the optimal solution at each node. Note that the choice of quadratic local cost functions allows us to calculate a closed-form expression of the optimal solution which can be computed distributively

by applying consensus algorithms. Specifically, optimization problem (1a) can be solved in closed form and the optimal solution x^* is given by

$$x^* = \frac{\sum_{i=1}^n \alpha_i \rho_i}{\sum_{i=1}^n \alpha_i}. \quad (3)$$

Since $\alpha_i \in \mathbb{Q}$, $\rho_i \in \mathbb{Q}$, then $x^* \in \mathbb{Q}$. (Note that if $\alpha_i \in \mathbb{Q}$ and $\rho_i \in \mathbb{Q}$, we can use simple transformations so that we can transform $\alpha_i \in \mathbb{Z}$ and $\rho_i \in \mathbb{Z}$; for simplicity of exposition we adopt this assumption, i.e., $\alpha_i \in \mathbb{Z}$ and $\rho_i \in \mathbb{Z}$. Furthermore, we assume that the initial values of the states, $x_i[0]$ are integers, i.e., $x_i[0] \in X_0 \subset \mathbb{Z}$ (e.g., $x[0]$ can be the CPU utilization percentage of a server). Furthermore, note that our proposed algorithm's calculation of the exact optimal solution depends on the quantization level. This means that the distance of the calculated and the exact solution is always less than the quantization level.

IV. QUANTIZED DISTRIBUTED SOLUTION

In this section we propose two distributed quantized information exchange algorithms that solve the problem described in Section III. The proposed algorithms are detailed as Algorithm 1 and Algorithm 2, and they calculate x^* shown in (3) for the case where the updates of every node during the algorithm's operation are synchronous and asynchronous, respectively. Both algorithms allow the calculation of x^* after a finite number of time steps. In order to solve the problem in a distributed way we make the following assumptions.

Assumption 1. *The communication topology is a strongly connected digraph.*

Assumption 2. *The diameter of the network D (or an upper bound D') is known to all nodes $v_j \in \mathcal{V}$.*

Assumption 1 is a necessary condition for each node v_j to be able to calculate the optimal allocation after a finite number of time steps. Assumption 2 is necessary for the operation of our algorithm and for coordinating the min- and max-consensus algorithms, such that each node v_j is able to determine whether convergence has been achieved and thus the operation can be terminated.

A. Synchronous Quantized Distributed Solution

We now describe the main steps of Algorithm 1.

Step 1. Input and Initialization. Each node v_j has two integer² values $y_j[0], z_j[0] \in \mathbb{Z}$ which represent its initial state (note that $y_j[0] = \alpha_j \rho_j$, and $z_j[0] = \rho_j$). Furthermore, each node v_j has knowledge of the diameter of the network D (or an upper bound D'). During initialization, each node selects a set of probabilities $\{b_{lj} \mid v_l \in \mathcal{N}_j^+ \cup \{v_j\}\}$ such that $0 < b_{lj} < 1$ and $\sum_{l=1}^n b_{lj} = 1$ (note that $b_{lj} = 0$ for $v_l \notin \mathcal{N}_j^+ \cup \{v_j\}$). Each value b_{lj} , represents the probability for node v_j to transmit towards out-neighbor $v_l \in \mathcal{N}_j^+ \cup \{v_j\}$

¹We assume that states are integer-valued which captures a class of quantization effects such as uniform quantization.

²Since communication is over digital channels, the initial states if not already quantized, are quantized by the nodes. Finding the optimal solutions, we aim to find the optimal solution for the case where the initial states are quantized, or are real and were quantized by the nodes.

at any given time step (independently between time steps). Furthermore, each node sets its flag, denoted by, flag_j equal to zero. This flag allows node v_j to determine whether it needs to terminate its operation, because the proposed algorithm has reached completion.

Step 2. Synchronously Computing Quantized Optimal

Solution. At each time step k , each node v_j splits $y_j[k]$ into $z_j[k]$ equal integer pieces (with the exception of some pieces whose value might be greater than others by one). It chooses one piece with minimum y -value and keeps it to itself, and it transmits each of the remaining $z_j[k] - 1$ pieces to randomly selected out-neighbors or to itself. It receives the values $y_i[k]$ and $z_i[k]$ from its in-neighbors, and sums them with its stored $y_j[k]$ and $z_j[k]$ values, respectively. It sets its state variables $z_j^s[k]$, $y_j^s[k]$, equal to its stored $z_j[k]$, $y_j[k]$ values, respectively. Then, it updates its state $q_j^s[k]$ to be $y_j^s[k]/z_j^s[k]$.

Step 3. Determining when to Stop. Each node v_j has two integer values M_j , m_j . Every D (or D') time steps, the values are set equal to the node's state. Then, for the next D (or D') time steps, node v_j executes a max-consensus algorithm [29] with M_j for calculating the maximum state in the network, and a min-consensus algorithm with m_j for calculating the minimum state in the network. If at the end of the D (or D') time steps, the maximum state is equal to the minimum state in the network (or if their difference is equal to one), then node v_j knows that the algorithm has converged. It calculates the optimal x^* (see (3)), and terminates its operation.

Next, we show that, during the operation of Algorithm 1, each node v_j is able to calculate x^* after a finite number of time steps.

Theorem 1. Consider a strongly connected digraph $\mathcal{G}_d = (\mathcal{V}, \mathcal{E})$ with $n = |\mathcal{V}|$ nodes and $m = |\mathcal{E}|$ edges and $z_j[0]$, $y_j[0]$ for every node $v_j \in \mathcal{V}$ at time step $k = 0$. Suppose that each node $v_j \in \mathcal{V}$ follows the Initialization and Iteration steps as described in Algorithm 1. Each node v_j is able to calculate the optimal x^* shown in (3) after a finite number of time steps and terminate its operation after calculating x^* .

Proof. See Appendix A. \square

Remark 1. Note that Algorithm 1 is based on similar principles as the algorithm presented in [24], which executes the ratio-consensus algorithm [25] along with min- and max-consensus iterations [29]. Overall, [24] allowed the nodes in the network to calculate the real average of their initial states and then terminate their operation according to a distributed stopping criterion. However, Algorithm 1 has significant differences due to its quantized nature. These differences mainly focus on (i) the underlying process for calculating the quantized average of the initial states via the exchange of quantized messages, and (ii) the distributed stopping mechanism designed explicitly for quantized information exchange algorithms. It is also interesting to note that Algorithm 1 is substantially different than the algorithm in [26]. These differences mainly focus on (i) the final calculation of the optimal solution, and (ii) utilization of a distributed stopping mechanism to cease transmissions.

Algorithm 1 Synchronous Quantized Distributed Optimization

Input: A strongly connected digraph $\mathcal{G}_d = (\mathcal{V}, \mathcal{E})$ with $n = |\mathcal{V}|$ nodes and $m = |\mathcal{E}|$ edges. Each node $v_j \in \mathcal{V}$ has knowledge of D , $y_j[0]$, $z_j[0]$.

Initialization: Each node $v_j \in \mathcal{V}$ does the following:

- 1) Assigns a nonzero probability b_{lj} to each of its outgoing edges m_{lj} , where $v_l \in \mathcal{N}_j^+ \cup \{v_j\}$, as follows

$$b_{lj} = \begin{cases} \frac{1}{1 + \mathcal{D}_j^+}, & \text{if } l = j \text{ or } v_l \in \mathcal{N}_j^+, \\ 0, & \text{if } l \neq j \text{ and } v_l \notin \mathcal{N}_j^+. \end{cases}$$

- 2) Sets $\text{flag}_j = 0$, $y_j[0] := 2y_j[0]$, $z_j[0] := 2z_j[0]$.

Iteration: For $k = 1, 2, \dots$, each node $v_j \in \mathcal{V}$, does the following:

• **while** $\text{flag}_j = 0$ **then**

- 1) **if** $k \bmod D = 1$ **then** sets $M_j = \lceil y_j[k]/z_j[k] \rceil$, $m_j = \lfloor y_j[k]/z_j[k] \rfloor$;
- 2) broadcasts M_j , m_j to every $v_l \in \mathcal{N}_j^+$;
- 3) receives M_i , m_i from every $v_i \in \mathcal{N}_j^-$;
- 4) sets $M_j = \max_{v_i \in \mathcal{N}_j^- \cup \{v_j\}} M_i$, $m_j = \min_{v_i \in \mathcal{N}_j^- \cup \{v_j\}} m_i$;
- 5) **if** $z_j[k] > 1$, **then**
 - 5.1) sets $z_j^s[k] = z_j[k]$, $y_j^s[k] = y_j[k]$, $q_j^s[k] = \lceil \frac{y_j^s[k]}{z_j^s[k]} \rceil$;
 - 5.2) sets (i) $\text{mas}^y[k] = y_j[k]$, $\text{mas}^z[k] = z_j[k]$; (ii) $c_{lj}^y[k] = 0$, $c_{lj}^z[k] = 0$, for every $v_l \in \mathcal{N}_j^+ \cup \{v_j\}$; (iii) $\delta = \lfloor \text{mas}^y[k]/\text{mas}^z[k] \rfloor$, $\text{mas}^{\text{rem}}[k] = y_j[k] - \delta \text{mas}^z[k]$;
 - 5.3) **while** $\text{mas}^z[k] > 1$, **then**
 - 5.3a) chooses $v_l \in \mathcal{N}_j^+ \cup \{v_j\}$ randomly according to b_{lj} ;
 - 5.3b) sets (i) $c_{lj}^z[k] := c_{lj}^z[k] + 1$, $c_{lj}^y[k] := c_{lj}^y[k] + \delta$; (ii) $\text{mas}^z[k] := \text{mas}^z[k] - 1$, $\text{mas}^y[k] := \text{mas}^y[k] - \delta$.
 - 5.3c) If $\text{mas}^{\text{rem}}[k] > 1$, sets $c_{lj}^y[k] := c_{lj}^y[k] + 1$, $\text{mas}^{\text{rem}}[k] := \text{mas}^{\text{rem}}[k] - 1$;
 - 5.4) sets $c_{jj}^y[k] := c_{jj}^y[k] + \text{mas}^y[k]$, $c_{jj}^z[k] := c_{jj}^z[k] + \text{mas}^z[k]$;
 - 5.5) for every $v_l \in \mathcal{N}_j^+$, if $c_{lj}^z[k] > 0$ transmits $c_{lj}^y[k]$, $c_{lj}^z[k]$ to out-neighbor v_l ;
- **else if** $z_j[k] \leq 1$, sets $c_{jj}^y[k] = y_j[k]$, $c_{jj}^z[k] = z_j[k]$;
- 6) receives $c_{ji}^y[k]$, $c_{ji}^z[k]$ from $v_i \in \mathcal{N}_j^-$ and sets

$$y_j[k+1] = c_{jj}^y[k] + \sum_{i=1}^n w_{ji}[k] c_{ji}^y[k], \quad (4)$$

$$z_j[k+1] = c_{jj}^z[k] + \sum_{i=1}^n w_{ji}[k] c_{ji}^z[k], \quad (5)$$

where $w_{ji}[k] = 1$ if node v_j receives $c_{ji}^y[k]$, $c_{ji}^z[k]$ from $v_i \in \mathcal{N}_j^-$ at iteration k (otherwise $w_{ji}[k] = 0$);

- 7) **if** $k \bmod D = 0$ **then**, **if** $M_j - m_j \leq 1$ **then** sets $q_j^s[k] = m_j$, $x_j^* = x^* = y_j[0]/q_j^s[k]$ and $\text{flag}_j = 1$.

Output: (3) holds for every $v_j \in \mathcal{V}$.

B. Asynchronous Quantized Distributed Solution

We now focus on the case where nodes operate in an asynchronous fashion. We first make the following assumption, and then we present an asynchronous version of the distributed stopping mechanism in Section IV-A.

Assumption 3. *The number of time steps required for a node v_j to process the information received from its in-neighbors is upper bounded by \mathcal{B} .*

Assumption 3 is necessary for the operation of the asynchronous version of the max/min consensus algorithm. Specifically, if we have a bound on the number of time steps required for a node v_j to process the information received from its in-neighbors, we can ensure that each node v_j can still determine whether convergence has been achieved or not, even when operating asynchronously.

Asynchronous max/min - Consensus. In the asynchronous version of max/min consensus, the update rule for every node $v_j \in \mathcal{V}$ is [27]:

$$x_j[k + \theta_j[k]] = \max_{v_i \in \mathcal{N}_j^- \cup \{v_j\}} \{x_i[k + \theta_{ji}[k]]\}, \quad (6)$$

where $\theta_j[k]$ is the update instance of node v_j , $x_i[k + \theta_{ji}[k]]$ are the states of the in-neighbors $v_i \in \mathcal{N}_j^- \cup \{v_j\}$ during the time instant of v_j 's update, $\theta_{ji}[k]$ are the asynchronous state updates of the in-neighbors of node v_j that occur between two consecutive updates of node v_j 's state. The asynchronous version of the max/min consensus in (6) converges to the maximum value among all nodes in a finite number of steps $s' \leq DB$ (as shown in [27]), where D is the diameter of the network, and \mathcal{B} is the upper bound on the number of time steps required for a node v_j to process the information received from its in-neighbors.

We now describe the main steps of Algorithm 2.

Step 1. Input and Initialization. Input and initialization steps are the same as Algorithm 1.

Step 2. Asynchronously Computing Quantized Optimal Solution. At each time step k , nodes adjust the operation of the underlying quantized average consensus for the case where every node suffers arbitrary processing delays. Specifically, each node v_j splits $y_j[k]$ into $z_j[k]$ equal integer pieces (with the exception of some pieces whose value might be greater than others by one). This processing requires a number of time steps upper bounded by \mathcal{B} . Then, it keeps to itself the piece with minimum y -value, and transmits each of the remaining $z_j[k] - 1$ pieces to randomly selected out-neighbors or to itself. It receives the values $y_i[k]$ and $z_i[k]$ from its in-neighbors, and sums them with its stored $y_j[k]$ and $z_j[k]$ values. It sets its state variables $z_j^s[k]$, $y_j^s[k]$, equal to its stored $z_j[k]$, $y_j[k]$ values, respectively. Then, it updates its state $q_j^s[k]$ to be $y_j^s[k]/z_j^s[k]$.

Step 3. Asynchronously Determining when to Stop. Each node v_j has two integer values M_j , m_j . Also each node has knowledge of \mathcal{B} . The main idea is that each node prolongs for DB time steps the max/min consensus operation in order for every node to participate in the max/min consensus operation (despite its random processing delays which are upper bounded by \mathcal{B}). Specifically, every DB (or $D'B$) time steps,

the values are set equal to the node's state. Then, for the subsequent DB (or $D'B$) time steps, node v_j executes an asynchronous max-consensus algorithm with M_j for calculating the maximum state in the network, and an asynchronous min-consensus algorithm with m_j for calculating the minimum state in the network. If the maximum state is equal to the minimum state in the network (or their difference is equal to one), then node v_j knows that the algorithm has converged.

We now analyze the operation and the convergence rate of Algorithm 2.

Algorithm 2 Asynchronous Quantized Distributed Optimization

Input: A strongly connected digraph $\mathcal{G}_d = (\mathcal{V}, \mathcal{E})$ with $n = |\mathcal{V}|$ nodes and $m = |\mathcal{E}|$ edges. Each node $v_j \in \mathcal{V}$ has knowledge of $D, \mathcal{B}, y_j[0], z_j[0]$.

Initialization: Same as Algorithm 1.

Iteration: For $k = 1, 2, \dots$, each node $v_j \in \mathcal{V}$, does the following:

• **while** flag $_j = 0$ **then**

1) **if** $k \bmod (DB) = 1$ **then** sets $M_j = \lceil y_j[k]/z_j[k] \rceil$, $m_j = \lfloor y_j[k]/z_j[k] \rfloor$;

2 – 5) same as Algorithm 1;

6) receives $c_{ji}^y[k]$, $c_{ji}^z[k]$ from $v_i \in \mathcal{N}_j^-$ and sets

$$y_j[k + 1] = c_{jj}^y[k] + \sum_{i=1}^n \sum_{r=0}^{\mathcal{B}} w_{k-r,ji}[r] c_{ji}^y[k-r], \quad (7)$$

$$z_j[k + 1] = c_{jj}^z[k] + \sum_{i=1}^n \sum_{r=0}^{\mathcal{B}} w_{k-r,ji}[r] c_{ji}^z[k-r], \quad (8)$$

where $w_{k-r,ji}[r] = 1$ when the required processing time of node v_i is equal to r at time step $k-r$, so that node v_j receives $c_{ji}^y[k]$, $c_{ji}^z[k]$ from v_i at time step k (otherwise $w_{k-r,ji}[r] = 0$ and v_j receives no message at time step k from v_i);

7) **if** $k \bmod (DB) = 0$ **then, if** $M_j - m_j \leq 1$ **then** sets $q_j^s[k] = m_j$, $x_j^* = x^* = y_j[0]/q_j^s[k]$ and flag $_j = 1$.

Output: (9) holds for every $v_j \in \mathcal{V}$.

Theorem 2. *Consider a strongly connected digraph $\mathcal{G}_d = (\mathcal{V}, \mathcal{E})$ with $n = |\mathcal{V}|$ nodes and $m = |\mathcal{E}|$ edges, and initial values $z_j[0]$, $y_j[0]$ for every node $v_j \in \mathcal{V}$ at time step $k = 0$. Suppose that each node $v_j \in \mathcal{V}$ follows the Initialization and Iteration steps as described in Algorithm 2. Each node v_j is able to (i) calculate the optimal x^* shown in (3) after a finite number of time steps and (ii) after calculating x^* , terminate its operation.*

Proof. See Appendix B. □

V. APPLICATIONS

We now present applications and comparisons of Algorithm 1 and Algorithm 2. We focus on the following applications: (i) a set of server nodes in a data center that aim to balance their CPU utilization by deciding how to allocate a set of tasks to CPU resources [1], [6], and (ii) a set of processing

nodes in a federated learning system that aim to aggregate the parameters of their locally trained models in order to calculate the parameters of a global model [19], [21], [22]. Finally, we compare Algorithm 1 and Algorithm 2 with other algorithms in the current literature.

A. Quantized Task Scheduling

Resource management in data centers is the procedure of allocating a set of tasks efficiently to CPU resources such that certain performance objectives can be satisfied. Resource allocation can be cast as an optimization problem. However, solving it is challenging due to the scale, heterogeneity, and dynamic nature of modern computer networks. More specifically, in our setting we have that a set of server nodes operate over a large-scale network (i.e., a data center). Due to device heterogeneity, server nodes may have different processing capabilities. Task scheduling aims to balance CPU utilization across server nodes by carefully deciding how to allocate tasks to CPU resources in a distributed fashion [6].

In what follows we describe the task modeling and optimization problem for CPU scheduling. Note that these are borrowed from [6].

Task Modelling ([6]). A job is defined as a group of tasks, and \mathcal{J} denotes the set of all jobs to be scheduled. Each job $b_j \in \mathcal{J}$, $j \in \{1, \dots, |\mathcal{J}|\}$, requires ρ_j cycles to be executed. The estimated amount of resources (i.e., CPU cycles) needed for each job is assumed to be known before the optimization starts. A job task could require resources ranging from 1 to ρ_j cycles, and the total sum of resources for all tasks of the same job is equal to ρ_j cycles. The total task workload due to the jobs arriving at node v_i is denoted by l_i . The time horizon T_h is defined as the time period for which the optimization is considering the jobs to be running on the server nodes, before the next optimization decides the next allocation of resources. Hence, in this setting, the CPU capacity of each node, considered during the optimization, is computed as $\pi_i^{\max} := c_i T_h$, where c_i is the sum of all clock rate frequencies of all processing cores of node v_i given in cycles/second. The CPU availability for node v_i at optimization step m (i.e., at time mT_h) is given by $\pi_i^{\text{avail}}[m] := \pi_i^{\max} - u_i[m]$, where $u_i[m]$ is the number of unavailable/occupied cycles due to predicted or known utilization from already running tasks on the server over the time horizon T_h at step m . Note here that all the above quantities are discrete values. Thus, they can be represented by integer values.

Assumption 4. We assume that the time horizon is chosen such that the total amount of resources demanded at a specific optimization step m , denoted by $\rho[m] := \sum_{j=1}^n \rho_j[m]$, is smaller than the total capacity of the network available, given by $\pi^{\text{avail}}[m] := \sum_{i=1}^n \pi_i^{\text{avail}}[m]$, i.e., $\rho[m] \leq \pi^{\text{avail}}[m]$.

Assumption 4 indicates that there is no more demand than the available resources. This assumption is realistic, since the time horizon T_h can be chosen appropriately to fulfill the requirement. In case this assumption is violated, the solution will be that all resources are being used and some tasks will not be scheduled, due to lack of resources. Please note that handling this case is out of the scope of this paper.

Optimization Problem ([6]). Server nodes require to calculate the optimal solution at every optimization step m via a distributed coordination algorithm which relies on the exchange of quantized values and converges after a finite number of time steps. Specifically, all nodes aim to balance their CPU utilization (i.e., the same percentage of capacity) during the execution of the tasks, i.e.,

$$\begin{aligned} \frac{w_i^*[m] + u_i[m]}{\pi_i^{\max}} &= \frac{w_j^*[m] + u_j[m]}{\pi_j^{\max}} \\ &= \frac{\rho[m] + u_{\text{tot}}[m]}{\pi^{\max}}, \quad \forall v_i, v_j \in \mathcal{V}, \end{aligned} \quad (9)$$

where $w_i^*[m]$ is the *optimal* task workload to be added to server node v_i at optimization step m , $\pi^{\max} := \sum_{i=1}^n \pi_i^{\max}$ and $u_{\text{tot}}[m] = \sum_{i=1}^n u_i[m]$. To achieve the requirement set in (9), we need the solution (according to (3)) to be [6]

$$x^* = \frac{\sum_{i=1}^n \pi_i^{\max} \frac{\rho_i + u_i}{\pi_i^{\max}}}{\sum_{i=1}^n \pi_i^{\max}} = \frac{\rho + u_{\text{tot}}}{\pi^{\max}}. \quad (10)$$

Hence, we modify (2) accordingly. Then, the cost function $f_i(z)$ in (2) is given by

$$f_i(z) = \frac{1}{2} \pi_i^{\max} \left(z - \frac{\rho_i + u_i}{\pi_i^{\max}} \right)^2. \quad (11)$$

In other words, each node computes its proportion of task workload and from that it computes the task workload w_i^* to receive, i.e.,

$$w_i^* = \frac{\rho + u_{\text{tot}}}{\pi^{\max}} \pi_i^{\max} - u_i. \quad (12)$$

Application of Algorithm 1 and Algorithm 2. During the task scheduling problem each node v_j aims to (i) calculate the optimal required task workload w_j^* (shown in (12)) after a finite number of time steps, and (ii) terminate its operation after calculating w_j^* . In order to solve the above task scheduling problem, Algorithm 1 and Algorithm 2 need to be modified as follows: each node v_j needs to (i) have knowledge of $D, \mathcal{B}, l_j, u_j, \pi_j^{\max} \in \mathbb{Z}$ (\mathcal{B} is required only for Algorithm 2), and (ii) initialize $z_j[0] := l_j + u_j$, $y_j[0] = \pi_j^{\max}$.

Remark 2. Note that the main difference of the operation of Algorithm 1 compared to the algorithm presented in [1] is that each server node $v_j \in \mathcal{V}$ does not need knowledge of an upper bound π^{upper} regarding the total capacity of the network π^{\max} (i.e., $\pi^{\text{upper}} \geq \pi^{\max}$, where $\pi^{\max} := \sum_{j=1}^n \pi_j^{\max}$). Specifically, each node does not need to multiply its initial value $y_j[0]$ with π^{upper} so that $y_j[0] > z_j[0]$, since it is already guaranteed that $y_j[0] > z_j[0]$ (which is necessary during the operation of our algorithm, so that each node v_j is able to split $y_j[k]$ into $z_j[k]$ equal integer pieces (or with maximum difference between them equal to 1) at each time step $k \in \mathbb{N}$). Please note that this relaxation of requirements does not affect the operation of the algorithm and its fast convergence speed, as it will be shown later.

Numerical Evaluation over a Small Network. We now present simulation results to illustrate the behavior of our proposed distributed algorithms over a random graph of 20 nodes and show how the states of the nodes converge. To

the best of our knowledge, this is the first work that tries to tackle the problem of converging using quantized values at that scale while also providing a thorough evaluation accompanied with strong theoretical guarantees. To foster reproducibility, the code, datasets, and experiments are made publicly available.³ We show the evolution of the nodes' states against the number of iterations during the operation of Algorithm 1 and Algorithm 2. The network in this example comprises 20 nodes and was randomly generated (an edge between a pair of nodes exists with probability 0.5). This process resulted in a digraph that had a diameter equal to 2. Small digraph diameters are indicative on data-center topologies and are normally preferred due to their locality and the benefit of having few hops between each node [30]. The task workload l_j of each node v_j was generated randomly using an integer random distribution uniform in the range $[1, 100]$. The node capacities π_j^{\max} in this experiment were set to either 100 or 300 for even and odd node numbers respectively. Our simulation results are shown in Fig. 1, which depicts the load per node according to its processing capacity during the operation of Algorithms 1 and 2. Specifically, we show $q_j^s[k] = y_j[0]/q_j^s[k]$ for every node. We can see that Algorithm 1 converges monotonically within a few iterations (i.e., after only 8 iterations) without being affected by value oscillations or ambiguities. Furthermore, we can see that Algorithm 2 requires more iterations due to the number of time steps that each node requires to process information (which has an upper bound equal to 5 i.e., $B = 5$). We can see that Algorithm 2 requires more time steps to converge compared to Algorithm 1; this is mainly due to processing delays leading to delayed execution of the algorithm's iteration steps (instead of instant execution for the case of no processing delays) [31]. However, note here that in most cases asynchronous algorithms are able to deal with processing delays more efficiently than synchronous ones which perform poorly in heterogeneous environments [32]–[34]. This means that for the case where every node suffers from processing delays, synchronous algorithms suffer from delays while waiting for the slow processing nodes. In our case this means that every node should wait for 5 time steps before executing a synchronized iteration, and Algorithm 1 would require 45 time steps for convergence. On the other hand, Algorithm 2 is able to achieve faster convergence (since it is not sensitive to issues like slow computing nodes) and uses computational resources more efficiently than synchronous approaches [32].

Numerical Evaluation. We now present a more quantitative analysis over a larger set of network sizes, which would be more applicable to practical deployments, such as in modern data-centers. In Fig. 2, we evaluate Algorithm 2 on networks sized from 50 nodes up to 3000 nodes. We show the number of required iterations for convergence for different network sizes and different values of the upper bound B on the number of time steps required for a node to process information from 5 to 30. The topologies are randomly generated and result in digraphs that have a diameter from 2 to 10. We evaluated each network size across 3000 trials and the aggregated values

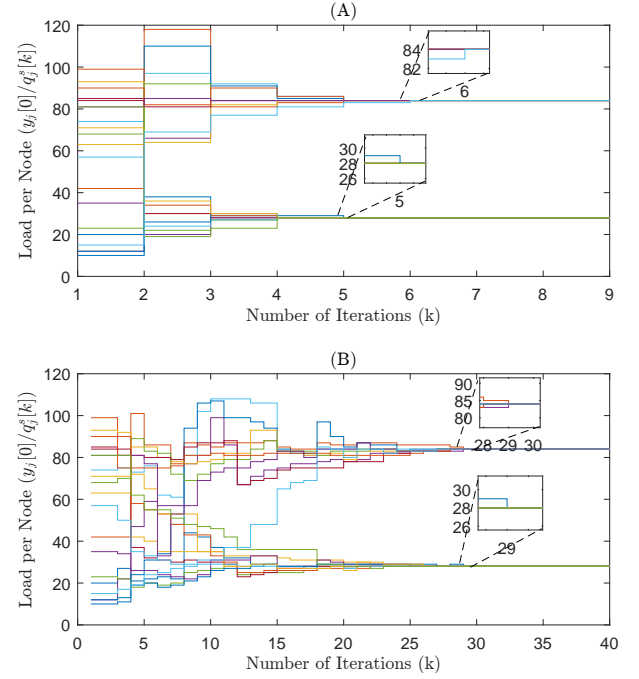


Fig. 1. Execution of Algorithm 1 (A), and Algorithm 2 with $B = 5$ (B), over a random network comprised of 20 nodes having a diameter equal to 2. Note the different scale of the x-axis; the convergence of the synchronous algorithm is about five times faster than the asynchronous.

were averaged out before plotting. It is interesting to see that for $B = 5$, Algorithm 2 required less than 250 iterations to converge for every network size. Also, for $B = 5$, we can see that, as the network size increases, the required iterations for convergence decrease. Another interesting observation is that as the value of the upper bound B on the number of time steps required for a node to process information increases, the number of required time steps for convergence increases linearly. This means, for example, that (i) for $B = 10$, Algorithm 2 required less than 280 iterations to converge for every network size, and (ii) for $B = 15$, Algorithm 2 required less than 350 iterations to converge for every network size.

B. Quantized Global Model Aggregation

In Federated Learning we aim to learn the parameters of a specific statistical model from data stored on thousands (or millions) of remote devices. Most current approaches consider the existence of a central server which collects and aggregates the computed local models from every node in the network [35]. However, communication overhead during each iteration becomes a major bottleneck as the model size gets large and the computed models increase in dimension. Therefore, aggregating the local models in a centralized manner is not an ideal approach due to inefficient operation and practical limitations. In our setting, we consider a set of remote devices (i.e., processing units or nodes) over a network. Each node has a stored local dataset, and uses it to calculate the local parameters of the statistical model. Global model aggregation is the procedure of aggregating the set of local parameters of every node in the network, in a distributed fashion. This procedure aims to calculate the global parameters of the

³<https://github.com/andylamp/federated-quantized-ratio-consensus>

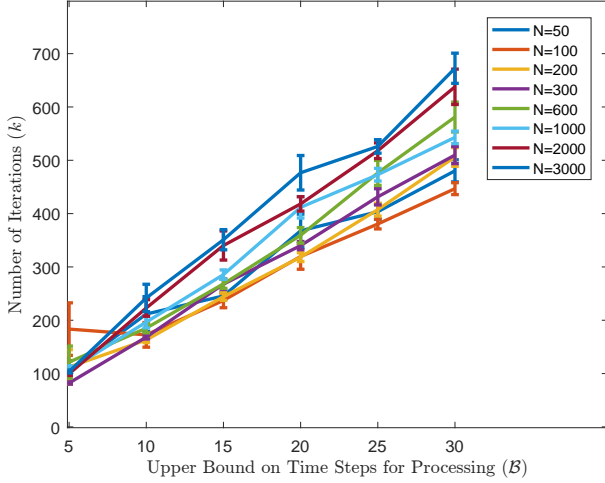


Fig. 2. Required iterations for convergence of Algorithm 2 against upper bound on required time steps for processing B , over different network sizes along with their error bars, where each network size is evaluated across 3000 trials and the aggregated values were averaged out before plotting.

statistical model. Furthermore, global model aggregation needs to be performed in a communication efficient manner, since communication efficiency is a critical bottleneck in Federated Learning systems [20]. Thus, in our case, nodes need to transmit quantized values in order to achieve more efficient usage of communication resources.

Global and Local Models. For each node v_j , its stored dataset is denoted as r_j and its size as $|\mathcal{R}_j|$. Each node trains a local model with its own dataset, and then transmits the local model parameters (e.g., gradients) in the network for aggregation. The local model parameters of each node v_j at aggregation step m are denoted as $\mathcal{W}_j[m]$. Furthermore, the global model parameters at aggregation step m are denoted as $\mathcal{W}[m]$ and are calculated after aggregating the local model parameters $\mathcal{W}_j[m]$ of every node v_j . Note that in our case, the communication channels are bandlimited. As a result, the parameters of the local model $\mathcal{W}_j[m]$ for every node v_j , and the global model $\mathcal{W}[m]$ are quantized values. In this scenario we represent them as integer values in order to present an illustrative application of our proposed algorithms.

Optimization Problem. In a federated learning system, computing nodes require to calculate the parameters of the global model by aggregating the parameters of their local model. This is done at aggregation step m via a distributed coordination algorithm which relies on the exchange of quantized values and converges after a finite number of time steps. More specifically, each node v_j aims to calculate the global model parameters $\mathcal{W}[m]$ at aggregation step m defined as [21], [22]

$$\mathcal{W}[m] = \frac{\sum_{j=1}^n |\mathcal{R}_j| \mathcal{W}_j[m]}{\sum_{j=1}^n |\mathcal{R}_j|}. \quad (13)$$

For simplicity of exposition, and since we consider a single aggregation step, we drop index m . To achieve the requirement in (13), we need to modify (2) to be

$$f_j(z) = \frac{1}{2} |\mathcal{R}_j| (z - \mathcal{W}_j)^2. \quad (14)$$

This means that the closed form solution of (3) becomes

$$x^* = \frac{\sum_{j=1}^n |\mathcal{R}_j| \mathcal{W}_j}{\sum_{j=1}^n |\mathcal{R}_j|}. \quad (15)$$

In other words, each node computes the parameters of the global model x^* shown in (15).

Application of Algorithm 1 and Algorithm 2. During the global model aggregation problem, each node v_j aims to (i) calculate the global model parameters x^* (shown in (15)) after a finite number of time steps, and (ii) terminate its operation after calculating x^* . In order to solve the global model aggregation problem, Algorithm 1 and Algorithm 2 need to be modified as follows: each node v_j needs to (i) have knowledge of $D, \mathcal{B}, |\mathcal{R}_j|, \mathcal{W}_j$ (\mathcal{B} is required only for Algorithm 2), and (ii) initialize $z_j[0] := |\mathcal{R}_j|, y_j[0] := \mathcal{W}_j$.

Numerical Evaluation. We illustrate the behavior of our proposed distributed algorithms over a random graph of 20 nodes with simulations and show how the states of the nodes converge. The network comprised 20 nodes and was randomly generated (an edge between a pair of nodes was created with probability 0.5). This resulted in a digraph with diameter equal to 3. The size $|\mathcal{R}_j|$ of the stored dataset r_j for each node was generated randomly using an integer random distribution, uniform in the range $[10, 100]$. The parameters of the local models \mathcal{W}_j for each node v_j were generated randomly using an integer random distribution uniform in the range $[1000, 100000]$. Our simulation results are presented in Fig. 3, which depicts the local model parameters (initial state) of each node and the calculation of the global model parameters (final state of each node) in finite time. During Algorithm 1 we can see that each node converges monotonically after 9 iterations and then terminates its operation. During Algorithm 2 we can see that convergence keeps its monotonic nature, but each node converges after 69 iterations due to the required time for information processing (which is equal to 5).

C. Comparison with Current Literature

We now compare the performance of Algorithm 1 against existing algorithms over static strongly connected directed networks of 20 nodes. Specifically, we show the normalized error $e[k]$ defined as

$$e[k] = \sqrt{\frac{\sum_{j=1}^n ((q_j[k])^{-1} - x^*)^2}{\sum_{j=1}^n ((q_j[0])^{-1} - x^*)^2}}, \quad (16)$$

where x^* is defined in (3). The error $e[k]$ was evaluated and averaged across 20 trials. In Fig. 4, we can see that Algorithm 1 is among the fastest algorithms in the literature outperformed only by [6]. Our algorithm operates with quantized values which influence the convergence rate (thus outperformed by [6]), but admits finite time convergence to the *proximity of the* optimal solution, with the distance from the exact solution depending on the quantization level. Most algorithms in the literature assume that the messages exchanged among nodes in the network are real numbers and admit asymptotic convergence within some error [6], [8], [11]–[13], [36], [37]. In [23] the exchanged messages are quantized but it still exhibits asymptotic convergence. Furthermore, an

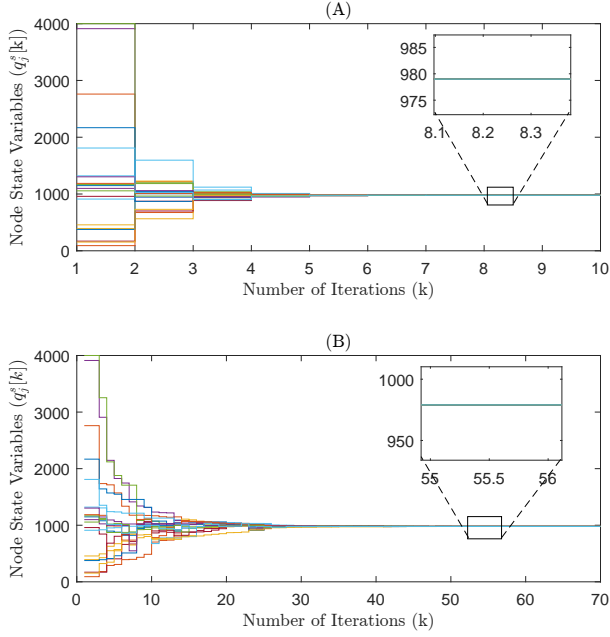


Fig. 3. Execution of Algorithm 1 (A), and Algorithm 2 with $B = 5$ (B), over a random network comprised of 20 nodes having a diameter equal to 3.

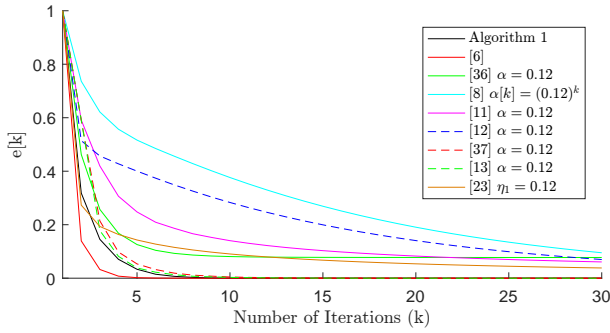


Fig. 4. Normalized error $e[k]$ (defined in (16)) for Algorithm 1, and the algorithms in [6], [8], [11]–[13], [23], [36], [37], averaged over 20 randomly generated strongly connected digraphs of 20 nodes each.

additional advantage of our algorithm is that its operation does not rely on a set of weights on the digraph links⁴ that form a double stochastic matrix, unlike [8], [11].

VI. CONCLUSIONS AND FUTURE DIRECTIONS

In this paper, we considered the problem of distributed optimization for large-scale networks for the case where each node is endowed with a quadratic local cost function. We proposed a fast distributed algorithm, which operates over large-scale networks and converges in a finite number of time steps. We showed that our algorithm converges in a finite number of time steps to the *proximity of the* optimal solution, with the distance from the exact solution depending on the quantization level, and exhibits distributed stopping capability. The operation of our algorithm relies on event-triggered updates and each node

⁴The algorithms in [8], [11], [23] require the underlying graph to be undirected. For this reason, in Fig. 4, for [8], [11], [23], we make the randomly generated underlying digraphs undirected (by enforcing that if $(v_j, v_i) \in \mathcal{E}$ then also $(v_i, v_j) \in \mathcal{E}$). For the algorithms in [6], [12], [13], [36], [37], the randomly generated underlying graph is generally directed.

processes and transmits quantized values. Furthermore, we presented a fully asynchronous algorithm which operates by performing max-consensus in an asynchronous fashion. We presented applications of our proposed algorithms for task scheduling over data centers, and global model aggregation over federated learning systems. In these applications we demonstrated the performance of our proposed algorithms and we have shown the algorithms' fast convergence by using extensive empirical evaluations. Finally, we showed that our algorithms compare favorably to algorithms in the literature.

In the future we plan to extend our algorithms' operation for the case where each node wishes to maintain its privacy and not reveal the initial state it contributes to the computation of the optimal solution.

APPENDIX A PROOF OF THEOREM 1

We first consider Lemma 1, *mutatis mutandis*, which is necessary for our subsequent development. Then, we consider Theorem 3 (due to space considerations we provide a sketch of the proof which is an adaptation of the proof of Theorem 1 in [26]). Then, we present the proof of Theorem 1.

Lemma 1 ([38]). Consider a strongly connected digraph $\mathcal{G}_d = (\mathcal{V}, \mathcal{E})$ with $n = |\mathcal{V}|$ nodes and $m = |\mathcal{E}|$ edges. Suppose that each node v_j assigns a nonzero probability b_{lj} to each of its outgoing edges m_{lj} , where $v_l \in \mathcal{N}_j^+ \cup \{v_j\}$, as follows

$$b_{lj} = \begin{cases} \frac{1}{1+\mathcal{D}_j^+}, & \text{if } l = j \text{ or } v_l \in \mathcal{N}_j^+, \\ 0, & \text{if } l \neq j \text{ and } v_l \notin \mathcal{N}_j^+. \end{cases}$$

At time step $k = 0$, node v_j holds a “token” while the other nodes $v_l \in \mathcal{V} - \{v_j\}$ do not. Each node v_j transmits the “token” (if it has it, otherwise it performs no transmission) according to the nonzero probability b_{lj} assigned to its outgoing edges m_{lj} . The probability $P_{T_i}^D$ that the token is at node v_i after D time steps (where D is the diameter of the digraph \mathcal{G}_d , for which it holds that $D \leq n - 1$) satisfies $P_{T_i}^D \geq (1 + \mathcal{D}_{max}^+)^{-D} > 0$, where $\mathcal{D}_{max}^+ = \max_{v_j \in \mathcal{V}} \mathcal{D}_j^+$.

Theorem 3. Consider a strongly connected digraph $\mathcal{G}_d = (\mathcal{V}, \mathcal{E})$ with $n = |\mathcal{V}|$ nodes and $m = |\mathcal{E}|$ edges. At time step $k = 0$, each node v_j knows $z_j[0]$, $y_j[0]$. Suppose that each node $v_j \in \mathcal{V}$ follows the Initialization and Iteration steps as described in Algorithm 1. For any ε , where $0 < \varepsilon < 1$, there exists $k_0 \in \mathbb{N}$, so that with probability $(1 - \varepsilon)^{(y^{init} + n)}$ we have

$$(q_j^s[k] = \lfloor q^{\text{tasks}} \rfloor, \quad k \geq k_0) \quad \text{or} \quad (q_j^s[k] = \lceil q^{\text{tasks}} \rceil, \quad k \geq k_0), \quad (17)$$

for every $v_j \in \mathcal{V}$, where

$$q^{\text{tasks}} = \frac{\sum_{j=1}^n y_j[0]}{\sum_{j=1}^n z_j[0]}, \quad (18)$$

and

$$y^{init} = \sum_{\{v_j \in \mathcal{V}: y_j[0] > \lceil q^{\text{tasks}} \rceil\}} (y_j[0] - \lceil q^{\text{tasks}} \rceil) + \sum_{\{v_j \in \mathcal{V}: y_j[0] < \lfloor q^{\text{tasks}} \rfloor\}} (\lfloor q^{\text{tasks}} \rfloor - y_j[0]), \quad (19)$$

is the total initial state error.

Proof. The operation of Algorithm 1 can be interpreted as the “random walk” of $\sum_{j=1}^n z_j[0] - n$ “tokens” in a Markov chain. Specifically, at time step $k = 0$, node v_j holds $z_j[0]$ “tokens”. One token is T_j^{ins} and is stationary, whereas the other $z_j[0] - 1$ tokens are $T_j^{out,\vartheta}$, where $\vartheta = 1, 2, \dots, z_j[0] - 1$, and perform independent random walks. Each token T_j^{ins} and $T_j^{out,\vartheta}$ contains a pair of values $y_j^{ins}[k]$, $z_j^{ins}[k]$, and $y_j^{out,\vartheta}[k]$, $z_j^{out,\vartheta}[k]$, where $\vartheta = 1, 2, \dots, z_j[0] - 1$, respectively. Initially, we have (i) $y_j^{ins}[0] = \lceil y_j[0]/z_j[0] \rceil$, (ii) $y_j^{out,\vartheta}[0] = \lceil y_j[0]/z_j[0] \rceil$ or $y_j^{out,\vartheta}[0] = \lfloor y_j[0]/z_j[0] \rfloor$ and (iii) $z_j^{ins}[0] = z_j^{out,\vartheta}[0] = 1$ for $\vartheta = 1, 2, \dots, z_j[0] - 1$, such that $y_j^{ins}[0] + \sum_{\vartheta=1}^{z_j[0]-1} y_j^{out,\vartheta}[0] = y_j[0]$, and $z_j^{ins}[0] + \sum_{\vartheta=1}^{z_j[0]-1} z_j^{out,\vartheta}[0] = z_j[0]$. At each time step k , each node v_j keeps the token T_j^{ins} (i.e., it never transmits it) while it transmits the tokens $T_j^{out,\vartheta}$, where $\vartheta = 1, 2, \dots, z_j[0] - 1$, independently to out-neighbors according to the nonzero probability b_{lj} it assigned to its outgoing edges m_{lj} during the Initialization Steps. If v_j receives one or more tokens $T_i^{out,\vartheta}$ from its in-neighbors v_i , the values $y_i^{out,\vartheta}[k]$ and $y_j^{ins}[k]$ become equal (or with maximum difference equal to 1); then v_j transmits each received token $T_i^{out,\vartheta}$ to a randomly selected out-neighbor according to the nonzero probability b_{lj} it assigned to its outgoing edges m_{lj} . Note here that during the operation of Algorithm 1 we have

$$\sum_{j=1}^n \sum_{\vartheta=1}^{z_j[0]-1} y_j^{out,\vartheta}[k] + \sum_{j=1}^n y_j^{ins}[k] = \sum_{j=1}^n y_j[0], \quad \forall k \in \mathbb{Z}_+. \quad (20)$$

The main idea of this proof is that one token $T_\lambda^{out,\vartheta}$ visits a specific node v_i (for which it holds $|y_\lambda^{out,\vartheta} - y_i^{ins}| > 1$) and obtains equal values y (or with maximum difference between them equal to 1) with the token T_i^{ins} which is kept at node v_i . Thus, we analyze the required time steps for the specific token $T_\lambda^{out,\vartheta}$ (which performs a random walk) to visit node v_i according to a probability. Note here that if each token $T_\lambda^{out,\vartheta}$ visits y^{init} times each node v_i , then every token in the network (including both the tokens performing random walk and the stationary tokens) obtains y value equal to $\lfloor q^{tasks} \rfloor$ or $\lceil q^{tasks} \rceil$.

From Lemma 1 we have that the probability $P_{T^{out}}^D$ that “the specific token $T_\lambda^{out,\vartheta}$ is at node v_i after D time steps” is

$$P_{T^{out}}^D \geq (1 + \mathcal{D}_{max}^+)^{-D}. \quad (21)$$

This means that the probability $P_{N_{-}T^{out}}^D$ that “the specific token $T_\lambda^{out,\vartheta}$ has not visited node v_i after D time steps” is

$$P_{N_{-}T^{out}}^D \leq 1 - (1 + \mathcal{D}_{max}^+)^{-D}. \quad (22)$$

By extending this analysis, we can state that for any ε , where $0 < \varepsilon < 1$ and after τD time steps where

$$\tau \geq \left\lceil \frac{\log \varepsilon}{\log (1 - (1 + \mathcal{D}_{max}^+)^{-D})} \right\rceil, \quad (23)$$

the probability $P_{N_{-}T^{out}}^\tau$ that “the specific token $T_\lambda^{out,\vartheta}$ has not visited node v_i after τD time steps” is

$$P_{N_{-}T^{out}}^\tau \leq [P_{N_{-}T^{out}}^D]^\tau \leq \varepsilon. \quad (24)$$

This means that after τD time steps, where τ fulfills (23), the probability that “the specific token $T_\lambda^{out,\vartheta}$ has visited node v_i after τD time steps” is equal to $1 - \varepsilon$.

Thus, by extending this analysis, for $k \geq (y^{init} + n)\tau D$, where y^{init} fulfills (19) and τ fulfills (23), we have $q_j^s[k] = \lfloor q^{tasks} \rfloor$ or $q_j^s[k] = \lceil q^{tasks} \rceil$ with probability $(1 - \varepsilon)^{(y^{init} + n)}$, for every $v_j \in \mathcal{V}$. \square

Proof of Theorem 1. From Theorem 3 we have that the operation of Algorithm 1 can be interpreted as the “random walk” of $\sum_{j=1}^n z_j[0] - n$ “tokens” in a Markov chain. Furthermore, we also have that n “tokens” remain stationary, one token at each node. Each of these $\sum_{j=1}^n z_j[0] - n$ tokens contains a pair of values $y^{out,\vartheta}[k]$, $z^{out,\vartheta}[k]$, where $\vartheta = 1, 2, \dots, \sum_{j=1}^n z_j[0] - n$ and each of the n stationary tokens contains a pair of values $y^{ins}[k]$, $z^{ins}[k]$. From Theorem 3 we have that after $(y^{init} + n)\tau D$ time steps, where y^{init} fulfills (19) and τ fulfills (23), the state $q_j^s[k]$ of each node v_j becomes $q_j^s[k] = \lfloor q^{tasks} \rfloor$ or $q_j^s[k] = \lceil q^{tasks} \rceil$ with probability $(1 - \varepsilon)^{(y^{init} + n)}$, where $0 < \varepsilon < 1$, and q^{tasks} fulfills (18). This means that, after $(y^{init} + n)\tau D$ time steps, where y^{init} fulfills (19) and τ fulfills (23), for each of the $\sum_{j=1}^n z_j[0] - n$ tokens in the network it holds that $y^{out,\vartheta}[k] = \lfloor q^{tasks} \rfloor$ or $y^{out,\vartheta}[k] = \lceil q^{tasks} \rceil$, $\vartheta = 1, 2, \dots, \sum_{j=1}^n z_j[0] - n$ while for each of the n stationary tokens in the network it also holds that $y^{ins}[k] = \lfloor q^{tasks} \rfloor$ or $y^{ins}[k] = \lceil q^{tasks} \rceil$, with probability $(1 - \varepsilon)^{(y^{init} + n)}$, where $0 < \varepsilon < 1$. Specifically, the y value of every token in the network is equal either to $\lfloor q^{tasks} \rfloor$ or $\lceil q^{tasks} \rceil$ after $(y^{init} + n)\tau D$ time steps with probability $(1 - \varepsilon)^{(y^{init} + n)}$, where $0 < \varepsilon < 1$.

During the operation of Algorithm 1, every D time steps each node v_j re-initializes its voting variables M_j , m_j to be $M_j = \lceil y_j[k]/z_j[k] \rceil$, $m_j = \lfloor y_j[k]/z_j[k] \rfloor$. Note here that the max-consensus algorithm (or the min-consensus algorithm) converges to the maximum value among all nodes in a finite number of steps s , where $s \leq D$ (see, e.g., [27, Theorem 5.4]). Thus, after $(y^{init} + n)\tau D$ time steps the value $q_j^s[k]$ of each node v_j is equal to $\lfloor q^{tasks} \rfloor$ or $\lceil q^{tasks} \rceil$, with probability $(1 - \varepsilon)^{(y^{init} + n)}$, where $0 < \varepsilon < 1$. This means that M_j , m_j are re-initialized to be equal to $M_j = \lfloor q^{tasks} \rfloor$ or $M_j = \lceil q^{tasks} \rceil$ and $m_j = \lfloor q^{tasks} \rfloor$ or $m_j = \lceil q^{tasks} \rceil$ after $\lceil ((y^{init} + n)\tau D/D) \rceil D$ time steps with probability $(1 - \varepsilon)^{(y^{init} + n)}$, where $0 < \varepsilon < 1$. After an additional number of D time steps the variables M_j , m_j of each node are updated to $M_j = \lfloor q^{tasks} \rfloor$ and $m_j = \lfloor q^{tasks} \rfloor$ (since, the max-consensus algorithm [29] converges after D time steps). Thus, $M_j - m_j \leq 1$ holds for every node v_j . This means that every node v_j calculates the optimal x^* (shown in (3)) and terminates its operation. As a result, we have that after $\lceil ((y^{init} + n)\tau D/D) \rceil D + D$ time steps each node v_j calculates the optimal $x_j^* = x^* = \lceil y_j[0]/q^{tasks} \rceil$ with probability $(1 - \varepsilon)^{(y^{init} + n)}$, where $0 < \varepsilon < 1$. \square

APPENDIX B PROOF OF THEOREM 2

We first consider Lemma 2, and Theorem 4 which are necessary for our subsequent development. Then, we present the proof of Theorem 2.

Lemma 2. Consider a strongly connected digraph $\mathcal{G}_d = (\mathcal{V}, \mathcal{E})$ with $n = |\mathcal{V}|$ nodes and $m = |\mathcal{E}|$ edges. Suppose that each node v_j assigns a nonzero probability b_{lj} to each of its outgoing edges m_{lj} , where $v_l \in \mathcal{N}_j^+ \cup \{v_j\}$, as follows

$$b_{lj} = \begin{cases} \frac{1}{1+\mathcal{D}_j^+}, & \text{if } l = j \text{ or } v_l \in \mathcal{N}_j^+, \\ 0, & \text{if } l \neq j \text{ and } v_l \notin \mathcal{N}_j^+. \end{cases}$$

At time step $k = 0$, node v_j holds a “token” while the other nodes $v_l \in \mathcal{V} - \{v_j\}$ do not. Each node v_j transmits the “token” (if it has it, otherwise it performs no transmission) according to the nonzero probability b_{lj} it assigned to its outgoing edges m_{lj} . Furthermore, each node v_j requires at most \mathcal{B} time steps to process the information in the received token from its in-neighbors. The integer number of time steps that each node v_j requires to process the information is a bounded discrete random variable with some distribution. Specifically, node v_j requires λ time steps, where $\lambda \in \{1, 2, \dots, \mathcal{B}\}$, for processing information with probability $\mathcal{B}_j^{(\lambda)}$, where $\sum_{\lambda=1}^{\mathcal{B}} \mathcal{B}_j^{(\lambda)} = 1$, for every v_j . The probability $P_{T_i}^{\mathcal{B}D}$ that the token is at node v_i after $\mathcal{B}D$ (note that D is the diameter of the digraph \mathcal{G}_d and it holds that $D \leq n - 1$) time steps satisfies $P_{T_i}^{\mathcal{B}D} \geq (1 + \mathcal{D}_{max}^+)^{-D} (\mathcal{B}_{min}^{(\mathcal{B})})^D > 0$, where $\mathcal{D}_{max}^+ = \max_{v_j \in \mathcal{V}} \mathcal{D}_j^+$, and $\mathcal{B}_{min}^{(\mathcal{B})} = \min_{v_j \in \mathcal{V}} \mathcal{B}_j^{(\mathcal{B})}$.

Proof. We have that the diameter D of every strongly connected digraph \mathcal{G}_d is upper bounded by $n - 1$, where $n = |\mathcal{V}|$. Specifically, from node v_j to node v_i , there exists a sequence of nodes $v_j \equiv v_{l_0}, v_{l_1}, \dots, v_{l_t} \equiv v_i$, such that $(v_{l_{\tau+1}}, v_{l_\tau}) \in \mathcal{E}$ for $\tau = 0, 1, \dots, t - 1$, where $t \leq D$. This means that the shortest path from node v_j to node v_i ($v_j \neq v_i$) has length at most D . Let us assume that the token at time step $k = 0$ is at node v_j . In one scenario, node v_j processes the information of the token for \mathcal{B} time steps with probability $(\mathcal{B}_{min}^{(\mathcal{B})})$. Then, at time step \mathcal{B} node v_j selects node v_{l_1} , with probability at least $(1 + \mathcal{D}_{max}^+)^{-1}$. This means that the token will be at node v_{l_1} after \mathcal{B} time steps with probability at least $(1 + \mathcal{D}_{max}^+)^{-1} (\mathcal{B}_{min}^{(\mathcal{B})})$. Again, in the worst case scenario, node v_{l_1} processes the information of the received token for \mathcal{B} time steps with probability $(\mathcal{B}_{min}^{(\mathcal{B})})$. Then, it transmits the token to node v_{l_2} with probability at least $(1 + \mathcal{D}_{max}^+)^{-1}$. This means that the token will be at node v_{l_2} after $2\mathcal{B}$ time steps with probability at least $(1 + \mathcal{D}_{max}^+)^{-2} (\mathcal{B}_{min}^{(\mathcal{B})})^2$. By repeating this analysis, we have that after $\mathcal{B}(t - 1)$ time steps, the token will be at node v_i with probability at least $P_{T_i}^{\mathcal{B}(t-1)} \geq (1 + \mathcal{D}_{max}^+)^{-(t-1)} (\mathcal{B}_{min}^{(\mathcal{B})})^{(t-1)} > 0$. For the remaining $\mathcal{B}(D - t)$ time steps, we have that node v_i processes the information for \mathcal{B} time steps and then transmits it to itself. So, as a result, we have that after $\mathcal{B}D$ time steps, the token will be at node v_i with probability at least $P_{T_i}^{\mathcal{B}D} \geq (1 + \mathcal{D}_{max}^+)^{-D} (\mathcal{B}_{min}^{(\mathcal{B})})^D > 0$. This completes the proof of our lemma. \square

Theorem 4. Consider a strongly connected digraph $\mathcal{G}_d = (\mathcal{V}, \mathcal{E})$ with $n = |\mathcal{V}|$ nodes and $m = |\mathcal{E}|$ edges. At time step $k = 0$, each node v_j knows $z_j[0]$, $y_j[0]$. Furthermore, each node v_j requires at most \mathcal{B} time steps to process the information in the received token from its in-neighbors. The

number of time steps that each node v_j requires to process the information follows a random probability distribution. Specifically, node v_j requires λ time steps, where $\lambda \in \{1, 2, \dots, \mathcal{B}\}$ for processing with probability $\mathcal{B}_j^{(\lambda)}$, where $\sum_{\lambda=1}^{\mathcal{B}} \mathcal{B}_j^{(\lambda)} = 1$, for every v_j . Suppose that each node $v_j \in \mathcal{V}$ follows the Initialization and Iteration steps as described in Algorithm 2. For any ε , where $0 < \varepsilon < 1$, there exists $k_0 \in \mathbb{N}$, so that with probability $(1 - \varepsilon)^{(y^{init} + n)}$ we have

$$(q_j^s[k] = \lfloor q^{\text{tasks}} \rfloor, \quad k \geq k_0) \text{ or } (q_j^s[k] = \lceil q^{\text{tasks}} \rceil, \quad k \geq k_0), \quad (25)$$

for every $v_j \in \mathcal{V}$, where q^{tasks} , y^{init} fulfill (18), (19).

Proof. The proof is similar to the proof of Theorem 3. For this reason, we only mention the differences in comparison to the proof of Theorem 3.

From Lemma 2 we have that the probability $P_{T_{out}}^{\mathcal{B}D}$ that “the specific token $T_{\lambda}^{out, \vartheta}$ is at node v_i after $\mathcal{B}D$ time steps” is

$$P_{T_{out}}^{\mathcal{B}D} \geq (1 + \mathcal{D}_{max}^+)^{-D} (\mathcal{B}_{min}^{(\mathcal{B})})^D, \quad (26)$$

where $\mathcal{D}_{max}^+ = \max_{v_j \in \mathcal{V}} \mathcal{D}_j^+$, $\mathcal{B}_{min}^{(\mathcal{B})} = \min_{v_j \in \mathcal{V}} \mathcal{B}_j^{(\mathcal{B})}$. This means that the probability $P_{N_{T_{out}}}^{\mathcal{B}D}$ that “the specific token $T_{\lambda}^{out, \vartheta}$ has not visited node v_i after $\mathcal{B}D$ time steps” is

$$P_{N_{T_{out}}}^{\mathcal{B}D} \leq 1 - (1 + \mathcal{D}_{max}^+)^{-D} (\mathcal{B}_{min}^{(\mathcal{B})})^D. \quad (27)$$

By extending this analysis, we can state that for any ε , where $0 < \varepsilon < 1$ and after $\tau(\mathcal{B}D)$ time steps where

$$\tau \geq \left\lceil \frac{\log \varepsilon}{\log(1 - (1 + \mathcal{D}_{max}^+)^{-D} (\mathcal{B}_{min}^{(\mathcal{B})})^D)} \right\rceil, \quad (28)$$

the probability $P_{N_{T_{out}}}^{\tau}$ that “the specific token $T_{\lambda}^{out, \vartheta}$ has not visited node v_i after $\tau(\mathcal{B}D)$ time steps” is $P_{N_{T_{out}}}^{\tau} \leq [P_{N_{T_{out}}}^{\mathcal{B}D}]^{\tau} \leq \varepsilon$. This means that after $\tau(\mathcal{B}D)$ time steps, where τ fulfills (28), the probability that “the specific token $T_{\lambda}^{out, \vartheta}$ has visited node v_i after $\tau(\mathcal{B}D)$ time steps” is $1 - \varepsilon$.

Thus, by extending this analysis, for $k \geq (y^{init} + n)\tau(\mathcal{B}D)$, where y^{init} fulfills (19) and τ fulfills (28), we have $q_j^s[k] = \lfloor q^{\text{tasks}} \rfloor$ or $q_j^s[k] = \lceil q^{\text{tasks}} \rceil$ with probability $(1 - \varepsilon)^{(y^{init} + n)}$, for every $v_j \in \mathcal{V}$. \square

Proof of Theorem 2. The proof is similar to the proof of Theorem 1. For this reason, we only mention the differences in comparison to the proof of Theorem 1.

During the operation of Algorithm 2, every DB time steps each node v_j re-initializes its voting variables M_j , m_j to be $M_j = \lceil y_j[k]/z_j[k] \rceil$, $m_j = \lfloor y_j[k]/z_j[k] \rfloor$. After $(y^{init} + n)\tau(\mathcal{B}D)$ time steps, where y^{init} fulfills (19) and τ fulfills (28), the value $q_j^s[k]$ of each node v_j is equal to $\lfloor q^{\text{tasks}} \rfloor$ or $\lceil q^{\text{tasks}} \rceil$, with probability $(1 - \varepsilon)^{(y^{init} + n)}$, where $0 < \varepsilon < 1$. This means that M_j , m_j are re-initialized to be equal to $M_j = \lfloor q^{\text{tasks}} \rfloor$ or $M_j = \lceil q^{\text{tasks}} \rceil$ and $m_j = \lfloor q^{\text{tasks}} \rfloor$ or $m_j = \lceil q^{\text{tasks}} \rceil$ after $\lceil ((y^{init} + n)\tau(\mathcal{B}D)/DB) \rceil DB$ time steps with probability $(1 - \varepsilon)^{(y^{init} + n)}$, where $0 < \varepsilon < 1$. After an additional number of DB time steps the variables M_j , m_j of each node are updated to $M_j = \lfloor q^{\text{tasks}} \rfloor$ and $m_j = \lfloor q^{\text{tasks}} \rfloor$ (since, the asynchronous max-consensus algorithm converges after $\mathcal{B}D$ time steps). Thus, the condition $M_j - m_j \leq 1$ holds for every node v_j . This means that every

node v_j calculates the optimal x^* (shown in (3)) and terminates its operation. As a result, we have that after $\lceil((y^{init} + n)\tau(BD)/DB)\rceil DB + DB$ time steps each node v_j calculates the optimal required task workload $x_j^* = x^* = \lceil y_j[0]/q^{tasks} \rceil$ with probability $(1 - \varepsilon)^{(y^{init} + n)}$, where $0 < \varepsilon < 1$. \square

REFERENCES

- [1] A. I. Rikos, A. Grammenos, E. Kalyvianaki, C. N. Hadjicostis, T. Charalambous, and K. H. Johansson, "Optimal CPU scheduling in data centers via a finite-time distributed quantized coordination mechanism," in *Proceedings of IEEE Conference on Decision and Control (CDC)*, pp. 6276–6281, 2021.
- [2] H. Mao, M. Schwarzkopf, S. B. Venkatakrishnan, Z. Meng, and M. Alizadeh, "Learning scheduling algorithms for data processing clusters," in *Proceedings of the ACM Special Interest Group on Data Communication*, ser. SIGCOMM, 2019, pp. 270–288.
- [3] M. Isard, V. Prabhakaran, J. Currey, U. Wieder, K. Talwar, and A. Goldberg, "Quincy: Fair scheduling for distributed computing clusters," in *Proceedings of the ACM SIGOPS 22nd Symposium on Operating Systems Principles*, 2009, pp. 261–276.
- [4] A. Tumanov, T. Zhu, J. W. Park, M. A. Kozuch, M. Harchol-Balter, and G. R. Ganger, "Tetrisched: Global rescheduling with adaptive plan-ahead in dynamic heterogeneous clusters," in *Proceedings of the Eleventh European Conference on Computer Systems*, 2016, pp. 1–16.
- [5] R. Grandl, S. Kandula, S. Rao, A. Akella, and J. Kulkarni, "GRAPHENE: Packing and dependency-aware scheduling for data-parallel clusters," in *Proceedings of USENIX Symposium on Operating Systems Design and Implementation*, Savannah, GA, 2016, pp. 81–97.
- [6] A. Grammenos, T. Charalambous, and E. Kalyvianaki, "CPU scheduling in data centers using asynchronous finite-time distributed coordination mechanisms," *IEEE Transactions on Network Science and Engineering*, 2023 (to appear).
- [7] T. Yang, X. Yi, J. Wu, Y. Yuan, D. Wu, Z. Meng, Y. Hong, H. Wang, Z. Lin, and K. H. Johansson, "A survey of distributed optimization," *Annual Reviews in Control*, vol. 47, pp. 278–305, 2019.
- [8] A. Nedic and A. Ozdaglar, "Distributed subgradient methods for multi-agent optimization," *IEEE Transactions on Automatic Control*, vol. 54, no. 1, pp. 48–61, 2009.
- [9] A. D. Domínguez-García and C. N. Hadjicostis, "Distributed resource coordination in networked systems described by digraphs," *Systems & Control Letters*, vol. 82, pp. 33–39, 2015.
- [10] T. Charalambous, E. Kalyvianaki, C. N. Hadjicostis, and M. Johansson, "Distributed offline load balancing in MapReduce networks," in *Proceedings of 52nd IEEE Conference on Decision and Control (CDC)*, 2013, pp. 835–840.
- [11] J. Xu, S. Zhu, Y. C. Soh, and L. Xie, "Convergence of asynchronous distributed gradient methods over stochastic networks," *IEEE Transactions on Automatic Control*, vol. 63, no. 2, pp. 434–448, 2018.
- [12] C. Xi, R. Xin, and U. A. Khan, "ADD-OPT: Accelerated distributed directed optimization," *IEEE Transactions on Automatic Control*, vol. 63, no. 5, pp. 1329–1339, 2018.
- [13] S. Pu, W. Shi, J. Xu, and A. Nedic, "Push-pull gradient methods for distributed optimization in networks," *IEEE Transactions on Automatic Control*, vol. 66, no. 1, pp. 1–16, 2021.
- [14] H. Liu and W. Yu, "Discrete-time algorithm for distributed unconstrained optimization problem with finite-time computations," *IEEE Transactions on Circuits and Systems II: Express Briefs*, vol. 68, no. 1, pp. 351–355, 2021.
- [15] W. Jiang and T. Charalambous, "A fast finite-time consensus based gradient method for distributed optimization over digraphs," in *IEEE 61st Conference on Decision and Control*, 2022, pp. 6848–6854.
- [16] A. Reiszadeh, A. Mokhtari, H. Hassani, A. Jadbabaie, and R. Pedarsani, "FedPAQ: A communication-efficient federated learning method with periodic averaging and quantization," in *Proceedings of Twenty Third International Conference on Artificial Intelligence and Statistics*, 2020, pp. 2021–2031.
- [17] A. Koloskova, S. Stich, and M. Jaggi, "Decentralized stochastic optimization and gossip algorithms with compressed communication," in *Proceedings of 36th International Conference on Machine Learning*, 2019, pp. 3478–3487.
- [18] A. Lalitha, S. Shekhar, T. Javidi, and F. Koushanfar, "Fully decentralized federated learning," in *Proceedings of 37th Workshop on Bayesian Deep, NIPS Workshop*, 2018.
- [19] T. Li, A. K. Sahu, A. Talwalkar, and V. Smith, "Federated learning: Challenges, methods, and future directions," *IEEE Signal Processing Magazine*, vol. 37, no. 3, pp. 50–60, 2020.
- [20] K. Bonawitz, H. Eichner, W. Grieskamp, D. Huba, A. Ingerman, V. Ivanov, C. Kiddon, J. Konečný et al., "Towards federated learning at scale: System design," in *Proceedings of Machine Learning and Systems*, vol. 1, 2019, pp. 374–388.
- [21] W. Y. B. Lim, N. C. Luong, D. T. Hoang, Y. Jiao, Y.-C. Liang, Q. Yang, D. Niyato, and C. Miao, "Federated learning in mobile edge networks: A comprehensive survey," *IEEE Communications Surveys & Tutorials*, vol. 22, no. 3, pp. 2031–2063, 2020.
- [22] C. Hu, J. Jiang, and Z. Wang, "Decentralized federated learning: A segmented gossip approach," in *Proceedings of 1st International Workshop on Federated Machine Learning for User Privacy and Data Confidentiality*, 2019.
- [23] M. Doostmohammadian, A. Aghasi, M. Pirani, E. Nekouei, U. A. Khan, and T. Charalambous, "Fast-convergent anytime-feasible dynamics for distributed allocation of resources over switching sparse networks with quantized communication links," in *Proceedings of European Control Conference*, 2022, pp. 84–89.
- [24] S. T. Cady, A. D. Domínguez-García, and C. N. Hadjicostis, "Finite-time approximate consensus and its application to distributed frequency regulation in islanded AC microgrids," in *Proceedings of Hawaii International Conference on System Sciences*, 2015, pp. 2664–2670.
- [25] A. D. Domínguez-García and C. N. Hadjicostis, "Coordination and control of distributed energy resources for provision of ancillary services," in *Proceedings of First IEEE International Conference on Smart Grid Communications*, 2010, pp. 537–542.
- [26] A. I. Rikos, C. N. Hadjicostis, and K. H. Johansson, "Fast quantized average consensus over static and dynamic directed graphs," *arXiv preprint arXiv:2103.05172*, 2021.
- [27] S. Giannini, D. Di Paola, A. Pettiti, and A. Rizzo, "On the convergence of the max-consensus protocol with asynchronous updates," in *Proceedings of IEEE Conference on Decision and Control (CDC)*, 2013, pp. 2605–2610.
- [28] M. Rabbat and R. Nowak, "Distributed optimization in sensor networks," in *Proceedings of Third International Symposium on Information Processing in Sensor Networks*, April 2004, pp. 20–27.
- [29] J. Cortés, "Distributed algorithms for reaching consensus on general functions," *Automatica*, vol. 44, pp. 726–737, March 2008.
- [30] M. Besta and T. Hoefler, "Slim fly: A cost effective low-diameter network topology," in *Proceedings of IEEE International Conference for High Performance Computing, Networking, Storage and Analysis*, 2014, pp. 348–359.
- [31] H. Feyzmahdavian, T. Charalambous, and M. Johansson, "Exponential stability of homogeneous positive systems of degree one with time-varying delays," *IEEE Transactions on Automatic Control*, vol. 59, no. 6, pp. 1594–1599, 2014.
- [32] B. M. Assran, A. Aytekin, H. R. Feyzmahdavian, M. Johansson, and M. G. Rabbat, "Advances in asynchronous parallel and distributed optimization," *Proceedings of the IEEE*, vol. 108, no. 11, pp. 2013–2031, 2020.
- [33] X. Lian, W. Zhang, C. Zhang, and J. Liu, "Asynchronous decentralized parallel stochastic gradient descent," in *Proceedings of 35th International Conference on Machine Learning*, 2018, pp. 3043–3052.
- [34] S. Dutta, G. Joshi, S. Ghosh, P. Dube, and P. Nagpurkar, "Slow and stale gradients can win the race: Error-runtime trade-offs in distributed SGD," in *Proceedings of Twenty-First International Conference on Artificial Intelligence and Statistics*, 2018, pp. 803–812.
- [35] V. Smith, S. Forte, C. Ma, M. Takac, M. I. Jordan, and M. Jaggi, "Cocoa: A general framework for communication efficient distributed optimization," *Journal of Machine Learning Research*, vol. 18, no. 230, pp. 1–47, 2018.
- [36] K. I. Tsianos, S. Lawlor, and M. G. Rabbat, "Push-sum distributed dual averaging for convex optimization," in *Proceedings of 51st IEEE Conference on Decision and Control*, 2012, pp. 5453–5458.
- [37] R. Xin and U. A. Khan, "A linear algorithm for optimization over directed graphs with geometric convergence," *IEEE Control Systems Letters*, vol. 2, no. 3, pp. 315–320, 2018.
- [38] A. I. Rikos and C. N. Hadjicostis, "Distributed average consensus under quantized communication via event-triggered mass splitting," in *Proceedings of 20th IFAC World Congress*, 2020, pp. 3019–3024.