

PORT-HAMILTONIAN DYNAMIC MODE DECOMPOSITION

RICCARDO MORANDIN[†], JONAS NICODEMUS^{*}, AND BENJAMIN UNGER^{*}

ABSTRACT. We present a novel physics-informed system identification method to construct a passive linear time-invariant system. In more detail, for a given quadratic energy functional, measurements of the input, state, and output of a system in the time domain, we find a realization that approximates the data well while guaranteeing that the energy functional satisfies a dissipation inequality. To this end, we use the framework of port-Hamiltonian (pH) systems and modify the dynamic mode decomposition to be feasible for continuous-time pH systems. We propose an iterative numerical method to solve the corresponding least-squares minimization problem. We construct an effective initialization of the algorithm by studying the least-squares problem in a weighted norm, for which we present the analytical minimum-norm solution. The efficiency of the proposed method is demonstrated with several numerical examples.

KEYWORDS: dynamic mode decomposition, port-Hamiltonian systems, system identification, dissipation inequality, passivity, knowledge-driven realization

AMS SUBJECT CLASSIFICATION: 37J06, 37M99, 65P10, 93A30, 93B30, 93C05

1. INTRODUCTION

Incorporating prior knowledge into modern learning architectures becomes increasingly important in several applications. Such knowledge-driven or physics-informed approaches [23, 36] exploit expert knowledge during the learning process, either by optimizing only over a suitable set of candidate functions, or by using physical information in the cost functional. In our work, we deal with data from physical systems with the goal of identifying a linear dynamical system, which we refer to as a realization, that approximates the data as good as possible with respect to the Frobenius norm. In more detail, assume that we have measurements $(u(t_i), x(t_i), y(t_i)) \in \mathbb{R}^m \times \mathbb{R}^n \times \mathbb{R}^m$ at time instances t_i for $i = 0, \dots, M$. Then, we want to determine matrices $A \in \mathbb{R}^{n \times n}$, $B \in \mathbb{R}^{n \times m}$, $C \in \mathbb{R}^{m \times n}$, and $D \in \mathbb{R}^{m \times m}$ such that the data can be approximately recovered by the linear time-invariant system

$$\begin{aligned} \dot{x} &= Ax + Bu, \\ y &= Cx + Du. \end{aligned} \tag{1.1}$$

Since we assume that the data is based on a physical process, we want to ensure that the realization satisfies a dissipation inequality, i.e., that the rate of change of the energy associated with the system is bounded by the externally supplied energy. We thus incorporate physical knowledge by prescribing the (quadratic) energy functional

$$\mathcal{H}(x) := \frac{1}{2}x^T H x \tag{1.2}$$

with symmetric positive definite matrix $H \in \mathbb{R}^{n \times n}$. Our main goal is then to determine the matrices in (1.1) such that any solution of (1.1) satisfies the dissipation inequality

$$\frac{d}{dt}\mathcal{H}(x(t)) \leq y(t)^T u(t) \tag{1.3}$$

Date: September 19, 2024.

for any t . One of the main advantages of requiring the learned model to satisfy a dissipation inequality is that whenever the model is coupled with another passive model via a power-conserving or dissipative interconnection, then the coupled model is also passive. Moreover, since the Hamiltonian also serves as a Lyapunov function, we are guaranteed that the identified system is stable (independent of the underlying physical system and the quality of the measurements). Our framework can thus be used to guarantee the physical behavior of coupled first-principle and purely data-inferred dynamical systems. To achieve this goal, we use the framework of *port-Hamiltonian* (pH) systems [21, 47] and modify the *dynamic mode decomposition* (DMD) [25, 38, 46] accordingly. Our main contributions are the following:

- (i) Since DMD is designed to compute a discrete-time dynamical system, we follow [24, 27] and present a definition of a discrete-time pH system in [section 2.2](#), which is motivated from the structure-preserving time-discretization of a continuous-time pH system. The corresponding modified DMD optimization problem is formulated in [Problem 3.1](#).
- (ii) Although [Problem 3.1](#) is solvable (cf. [Lemma 3.2](#)), a closed-form solution formula is not immediately available. Instead, we propose an iterative method ([Algorithm 1](#)) combining the result of a skew-symmetric Procrustes problem [15] with a fast-gradient method for a positive semidefinite Procrustes problem [16].
- (iii) For an efficient initialization of [Algorithm 1](#), we consider a weighted Frobenius norm, where we weight the problem according to the relevant information in the data, see the forthcoming [Section 3.3](#). The analytic minimum-norm solution of the weighted problem is then presented in [Theorem 3.6](#) and used, up to some modification, as initialization for our iterative method.

1.1. Literature review. The construction of a realization of the form (1.1) from data is a well-studied subject with many popular approaches. We mention the eigensystem realization algorithm [22], the Loewner framework [26], vector fitting [18], neural ordinary differential equations [13], operator inference [32], and DMD [25]. Introducing expert knowledge to these approaches is not a novel idea and may even be the key idea to quantifying the error between the realization and the true physical system, cf. [20]. Exploiting expert knowledge in the identification of linear systems is reported in various applications and methods. For instance, the specific structure of mechanical systems is exploited in a vector fitting framework in [48]. The authors of [39, 40] exploit the fact that certain wave-type phenomena can be represented with delay equations to construct accurate linear time-invariant surrogate models from data. In the context of the Navier-Stokes equation, the specific structure of the (semi-discretized) equations is exploited in an operator inference approach in [7]. Extensions of operator inference to Hamiltonian and Lagrangian dynamics are reported in [44, 45]. Similar ideas are discussed in the context of DMD in [4] by restricting the discrete-time iteration matrix to specific manifolds. In essence, our method relies on a similar idea but with a specific structure of the iteration matrix not discussed in [4].

As detailed above, we use the framework of pH systems to achieve our goal of identifying a system that satisfies a dissipation inequality. In contrast to our approach, most existing results on learning linear time-invariant pH systems work in the frequency domain. Using rational interpolation, a pH system is constructed in [3] within the Loewner framework by interpolating the transfer function at the spectral zeros. Since these are typically not

known a priori, the authors of [8] propose first identifying an (unstructured) system and then computing the spectral zeros from this system. A parameterization of pH systems is used in [41–43] to approximately mimic an \mathcal{H}_∞ -type cost functional. Note that these ideas can be transferred to time-domain data using similar ideas as, for instance, in [31]. Instead of directly identifying a pH structure (as we do in our contribution), the authors of [14] propose to first identify an unstructured model and then find the nearest pH systems. Let us emphasize that in contrast to the other methods, we assume knowledge of the energy functional, and instead of finding an arbitrary pH system, our goal is to identify a system such that the dissipation inequality for this energy functional is guaranteed.

We mention that many of the identification methods discussed above are closely related to intrusive structure-preserving model order reduction methods for pH systems. Popular approaches include the effort-and flow-constraint reduction method [34], tangential interpolation [17, 33, 49], generalized balancing [10, 11], \mathcal{H}_2 - and \mathcal{H}_∞ -optimal approaches [29, 37, 42], and spectral factorization [12]. For further methods, we refer to the references cited in [28, Rem. 8.2].

1.2. Organization of the manuscript. After this introduction, we recall basic results on DMD (cf. section 2.1) and review the theory of linear time-invariant pH systems in section 2.2. In particular, we introduce a definition for a discrete-time pH system, following the more general discussion in [24, 27]. The *port-Hamiltonian dynamic mode decomposition* (pHDMD) problem is formulated in section 3.1, where we also establish the existence of minimizers; see Lemma 3.2. An iterative algorithm to solve the pHDMD problem is presented in section 3.2, whereas we discuss a clever initialization in section 3.3 by solving the pHDMD problem in a weighted norm. The algorithm is then applied to three numerical examples in section 4.

1.3. Notation. We use the symbols \mathbb{N} , \mathbb{R} , \mathbb{R}^n , and $\mathbb{R}^{n \times m}$ to denote the positive integers, the real numbers, the set of columns vectors with $n \in \mathbb{N}$ real entries, and the set of $n \times m$ real matrices, respectively. For a matrix $A \in \mathbb{R}^{n \times m}$ we denote its transpose with A^T and its Moore-Penrose pseudoinverse with A^\dagger . A matrix $A \in \mathbb{R}^{n \times n}$ is called symmetric (skew-symmetric), if $A = A^T$ ($A = -A^T$). The decomposition of a squared matrix $A \in \mathbb{R}^{n \times n}$ into its skew-symmetric resp. symmetric part is denoted as

$$\text{sym}(A) = \frac{1}{2}(A + A^T), \quad \text{resp.} \quad \text{skew}(A) = \frac{1}{2}(A - A^T).$$

The sets of all $n \times n$ symmetric positive definite and symmetric positive semi-definite matrices with real entries are denoted with $\mathcal{S}_<^n$ and \mathcal{S}_\leq^n . The projection $\mathcal{P}_\leq(A)$ of a matrix $A \in \mathbb{R}^{n \times n}$ onto \mathcal{S}_\leq^n is given by

$$\mathcal{P}_\leq(A) = \Xi \text{diag}(\Lambda_+, 0, 0) \Xi^T,$$

where $\text{sym}(A) = \Xi \text{diag}(\Lambda_+, \Lambda_-, 0) \Xi^T$ is the ordered eigendecomposition of the symmetric part of A . Here, Λ_+ and Λ_- are the diagonal matrices containing the positive and negative eigenvalues, respectively. The set of nonsingular matrices of size $n \times n$ is denoted with $\text{GL}_n(\mathbb{R})$. The Stiefel manifold of $n \times r$ dimensional matrices with real entries is denoted by

$$\text{St}(n, r) := \left\{ U \in \mathbb{R}^{n \times r} \mid U^T U = I_r \right\},$$

where I_r denotes the $r \times r$ identity matrix. Furthermore, given $\Omega \in \mathcal{S}_{\Sigma}^n$ we denote the weighted Frobenius semi-norm as

$$\|A\|_{\Omega} := \sqrt{\text{trace}(A^T \Omega A)}. \quad (1.4)$$

2. PRELIMINARIES

2.1. Dynamic Mode Decomposition. Assume data triples $(u_i, x_i, y_i) \in \mathbb{R}^m \times \mathbb{R}^n \times \mathbb{R}^p$ ($i = 0, \dots, M$) of a dynamical system available, which may be obtained from measurements of real phenomena or the simulation of a model. To goal of (input-output) DMD [2, 35] is to find matrices $\tilde{A}, \tilde{B}, \tilde{C}, \tilde{D}$ of suitable size minimizing

$$\min_{\tilde{A}, \tilde{B}, \tilde{C}, \tilde{D}} \sum_{i=0}^{M-1} \|x_{i+1} - \tilde{A}x_i - \tilde{B}u_i\|_2^2 + \|y_i - \tilde{C}x_i - \tilde{D}u_i\|_2^2, \quad (2.1)$$

i.e., to determine a linear discrete-time system of the form

$$\begin{aligned} \tilde{x}_{i+1} &= \tilde{A}\tilde{x}_i + \tilde{B}u_i, \\ \tilde{y}_i &= \tilde{C}\tilde{x}_i + \tilde{D}u_i, \end{aligned} \quad (2.2)$$

that best approximates the data (in the sense of (2.1)). This is conveniently achieved by introducing the matrices

$$Z_0 := \begin{bmatrix} x_0 & \cdots & x_{M-1} \\ u_0 & \cdots & u_{M-1} \end{bmatrix} \in \mathbb{R}^{(n+m) \times M} \quad \text{and} \quad Z_1 := \begin{bmatrix} x_1 & \cdots & x_M \\ y_0 & \cdots & y_{M-1} \end{bmatrix} \in \mathbb{R}^{(n+p) \times M}$$

and studying the equivalent problem

$$\min_{M \in \mathbb{R}^{(n+p) \times (n+m)}} \|Z_1 - MZ_0\|_F, \quad (2.3)$$

whose solution, conformable partitioned, yields the matrices $\tilde{A}, \tilde{B}, \tilde{C}$, and \tilde{D} . The minimum norm solution M^* of (2.3) is given by the Moore-Penrose pseudo-inverse of the data, i.e., $M^* = Z_1 Z_0^\dagger$. We emphasize that this is the unique solution of (2.3) if and only if $r := \text{rank}(Z_0) = n + m$. The pseudo-inverse can be computed efficiently using the *singular value decomposition* (SVD). In more detail, set $r := \text{rank}(Z_0)$ and let $Z_0 = V \Sigma W^T$ with $V \in \text{St}(n+m, r)$, $\Sigma \in \text{GL}_r(\mathbb{R})$, $W \in \text{St}(M, r)$ denote the skinny SVD of Z_0 . Then, $Z_0^\dagger = W \Sigma^{-1} V$. Note that from a numerical point of view, we truncate singular values below a given tolerance to ensure that the inverse Σ^{-1} , respectively the associated linear system, can be computed accurately. Such a truncation is equivalent to adding a regularization term to the minimization problem (2.3), see [9] for further details.

2.2. Port-Hamiltonian system. As outlined in the introduction, pH systems are a promising modeling tool that generalize the notion of Hamiltonian systems to allow for interaction with the environment. Since the aim of DMD is to produce a linear system, we review the pH framework only for linear dynamics and refer the reader for a more general definition to [28, 47].

Definition 2.1 (Linear time-invariant pH system). *Assume that we have given a quadratic function $\mathcal{H}(x) = \frac{1}{2}x^T H x$, called the Hamiltonian, with $H \in \mathcal{S}_{\Sigma}^n$ and a suitable factorization $H = E^T Q$ with $E, Q \in \mathbb{R}^{n \times n}$. Then the system*

$$\begin{bmatrix} E\dot{x} \\ y \end{bmatrix} = \begin{bmatrix} A & B \\ C & D \end{bmatrix} \begin{bmatrix} Qx \\ u \end{bmatrix}, \quad \begin{bmatrix} A & B \\ -C & -D \end{bmatrix} = \mathcal{J} - \mathcal{R}, \quad (2.4)$$

with $\mathcal{J} = -\mathcal{J}^\top \in \mathbb{R}^{(n+m) \times (n+m)}$ and $\mathcal{R} \in \mathcal{S}_{\leq}^{n+m}$ is called a pH system.

In Definition 2.1, the matrix \mathcal{J} represents the conservation of energy, while \mathcal{R} describes dissipation. Note that the specific structure requires the input and output dimension to match, and directly implies that pH systems are stable and passive, and the Hamiltonian serves as Lyapunov function. In more detail, any pH system together with its Hamiltonian satisfies the dissipation inequality (1.3). Conversely, any passive linear time-invariant system, i.e., any system for which a quadratic Hamiltonian exists such that the system with this Hamiltonian satisfies the dissipation inequality (1.3), has a pH representation, cf. [5]. Every pH system (2.4) can be equivalently written as

$$E\dot{x} = (J - R)Qx + (G - P)u, \quad (2.5a)$$

$$y = (G + P)^T Qx + (S - N)u, \quad (2.5b)$$

with $J = -J^\top$, $N = -N^\top$, and

$$\mathcal{R} = \begin{bmatrix} R & P \\ P^\top & S \end{bmatrix} \in \mathcal{S}_{\leq}^{n+m}.$$

For further details on the properties that are encoded within this structure we refer to [6]. Multiplication of (2.5a) from the left with Q^\top , see [28, Sec. 4.3], and introducing the matrices

$$\hat{J} := Q^\top J Q, \quad \hat{R} := Q^\top R Q, \quad \hat{G} := Q^\top G, \quad \hat{P} := Q^\top P, \quad \hat{S} := S, \quad \hat{N} := N$$

allows us to rewrite (2.5) as

$$H\dot{x} = (\hat{J} - \hat{R})x + (\hat{G} - \hat{P})u, \quad (2.6a)$$

$$y = (\hat{G} + \hat{P})^\top x + (\hat{S} - \hat{N})u, \quad (2.6b)$$

which is linear in the system matrices. Due to the congruence transformation, we immediately conclude $\hat{J} = -\hat{J}^\top$, $\hat{N} = -\hat{N}^\top$ and

$$\hat{\mathcal{R}} = \begin{bmatrix} \hat{R} & \hat{P} \\ \hat{P}^\top & \hat{S} \end{bmatrix} \in \mathcal{S}_{\leq}^{n+m}.$$

Remark 2.2. Let us emphasize that from a mathematical perspective, the choice of the energy functional yielding to a pH system is not unique, in general. Indeed, any solution of the corresponding Kalman-Yakubovich-Popov inequality can be used as the Hessian of the energy, see [5] for further details. Furthermore, recent results detail that the choice of the energy functional characterizes how easy it is to approximate the system [12].

To understand pH systems in the framework of DMD, we need to find a discrete-time analogue of (2.6). Since symplectic Gauß-Legendre collocation methods are able to preserve the underlying Dirac structure of the pH system [24, 27], and DMD is able to recover the original dynamics if the DMD approximation is based on a discretization with a 1-stage Runge-Kutta method [19], we use the implicit midpoint rule for the time-discretization. More precisely, for a constant step size $\delta_t > 0$, the continuous dynamics (2.5a) are replaced with the discrete dynamics

$$H \frac{x_{i+1} - x_i}{\delta_t} = \left((\hat{J} - \hat{R}) \frac{x_{i+1} + x_i}{2} \right) + (\hat{G} - \hat{P}) \frac{u_{i+1} + u_i}{2},$$

with $x_i \approx x(i\delta_t)$, and $u_i := u(i\delta_t)$. Note that with respect to our goal to generate a discrete-time pH system from data, we have replaced $u((i + \frac{1}{2})\delta_t)$ from the implicit midpoint rule with the approximation

$$u((i + \frac{1}{2})\delta_t) \approx \frac{u_{i+1} + u_i}{2}.$$

It is natural to also replace the continuous output equation (2.5b) with its discrete counterpart using $y_i \approx y(i\delta_t)$. To preserve port-Hamiltonian structure, we take the average of consecutive output equations arriving at

$$\frac{y_{i+1} + y_i}{2} = (\hat{G} + \hat{P})^T \frac{x_{i+1} + x_i}{2} + (\hat{S} - \hat{N}) \frac{u_{i+1} + u_i}{2}.$$

This motivates the following definition.

Definition 2.3 (discrete-time pH system). *Consider sequences of states $x_i \in \mathbb{R}^n$, inputs $u_i \in \mathbb{R}^m$, outputs $y_i \in \mathbb{R}^m$, and a constant time step $\delta_t > 0$. We call a system of the form*

$$Hx_i^- = (\hat{J} - \hat{R})x_i^+ + (\hat{G} - \hat{P})\hat{u}_i, \quad (2.7a)$$

$$\hat{y}_i = (\hat{G} + \hat{P})^T x_i^+ + (\hat{S} - \hat{N})\hat{u}_i, \quad (2.7b)$$

with $x_i^- := \frac{x_{i+1} - x_i}{\delta_t}$, $x_i^+ := \frac{x_{i+1} + x_i}{2}$, $\hat{u}_i := \frac{u_{i+1} + u_i}{2}$, $\hat{y}_i := \frac{y_{i+1} + y_i}{2}$ a discrete-time pH system with quadratic Hamiltonian $\mathcal{H}(x) := \frac{1}{2}x^T Hx$ if and only if $\hat{J} = -\hat{J}^T$, $\hat{N} = -\hat{N}^T$, and $\hat{\mathcal{R}} = \begin{bmatrix} \hat{R} & \hat{P} \\ \hat{P}^T & \hat{S} \end{bmatrix} \in \mathcal{S}_{\leq}^{n+m}$.

Let us emphasize that (2.7) can be equivalently written as

$$\begin{bmatrix} \hat{E}x_i^- \\ -\hat{y}_i \end{bmatrix} = (\hat{\mathcal{J}} - \hat{\mathcal{R}}) \begin{bmatrix} x_i^+ \\ \hat{u}_i \end{bmatrix}, \quad (2.8)$$

where $\hat{\mathcal{J}} = -\hat{\mathcal{J}}^T$ and $\hat{\mathcal{R}} \in \mathcal{S}_{\leq}^{n+m}$. Defining $\Delta\mathcal{H}_i := \frac{1}{\delta_t}(\mathcal{H}(x_{i+1}) - \mathcal{H}(x_i))$ and observing

$$\Delta\mathcal{H}_i = (x_i^+)^T Hx_i^-$$

immediately yields the following discrete version of the dissipation inequality (1.3).

Lemma 2.4. (Discrete-time dissipation inequality) *Any discrete-time pH system in the form of (2.7) satisfies the discrete-time dissipation inequality*

$$\Delta\mathcal{H}_i \leq \hat{y}_i^T \hat{u}_i. \quad (2.9)$$

Remark 2.5. *To simplify our presentation, we use a constant time step δ_t throughout this manuscript. Nevertheless, it is straightforward to use a variable time step in all what follows.*

3. PORT-HAMILTONIAN DMD

In this section, we discuss a variant of DMD that allows to construct a continuous-time pH system from discrete-time data.

3.1. The pHMDM problem. If the data (x_i, u_i, y_i) at hand are obtained from a physical system, we expect the real system to have a pH representation and thus want to reflect that in our time-discrete realization. Following our concise definition of a discrete-time pH system (2.8), we are thus interested in solving the following problem.

Problem 3.1 (Input-Output port-Hamiltonian Dynamic Mode Decomposition). *Consider data points $(x_i, u_i, y_i) \in \mathbb{R}^n \times \mathbb{R}^m \times \mathbb{R}^m$ for $i = 0, 1, \dots, M$ and define the matrices*

$$\begin{aligned} X_- &:= \frac{1}{\delta_t} \begin{bmatrix} x_1 - x_0 & \dots & x_M - x_{M-1} \end{bmatrix} \in \mathbb{R}^{n \times M}, \\ X_+ &:= \frac{1}{2} \begin{bmatrix} x_1 + x_0 & \dots & x_M + x_{M-1} \end{bmatrix} \in \mathbb{R}^{n \times M}, \\ U &:= \frac{1}{2} \begin{bmatrix} u_1 + u_0 & \dots & u_M + u_{M-1} \end{bmatrix} \in \mathbb{R}^{m \times M}, \\ Y &:= \frac{1}{2} \begin{bmatrix} y_1 + y_0 & \dots & y_M + y_{M-1} \end{bmatrix} \in \mathbb{R}^{m \times M}. \end{aligned}$$

Given any matrix $H \in \mathcal{S}_{\mathcal{L}}^n$ (defining the Hamiltonian), find matrices $\tilde{\mathcal{J}}, \tilde{\mathcal{R}} \in \mathbb{R}^{\tilde{n} \times \tilde{n}}$ with $\tilde{n} := n + m$ that solve

$$\min \left\| \mathcal{Z} - (\tilde{\mathcal{J}} - \tilde{\mathcal{R}}) \mathcal{T} \right\|_{\text{F}} \quad \text{such that } \tilde{\mathcal{J}} = -\tilde{\mathcal{J}}^{\top} \in \mathbb{R}^{\tilde{n} \times \tilde{n}} \text{ and } \tilde{\mathcal{R}} \in \mathcal{S}_{\Sigma}^{\tilde{n}}, \quad (3.1)$$

where $\mathcal{Z} := \begin{bmatrix} H X_- \\ -Y \end{bmatrix}$ and $\mathcal{T} := \begin{bmatrix} X_+ \\ U \end{bmatrix}$.

Let us emphasize that by solving Problem 3.1, we directly learn the matrices of a continuous-time pH system without requiring any further postprocessing. Moreover, Problem 3.1 includes two important special cases. First, if we know a-priori that no dissipation is involved, then we can set $\tilde{\mathcal{R}} = 0$, and the minimization problem (3.1) reduces to a skew-symmetric Procrustes problem, which can be solved analytically. We refer to [4, 15] and the forthcoming Section 3.2. Second, if the system is closed, i.e., we have $m = 0$, then the task reduces to the identification of a dissipative Hamiltonian system, i.e., we want to solve

$$\min \left\| H X_- - [\tilde{\mathcal{J}} - \tilde{\mathcal{R}}] X_+ \right\|_{\text{F}} \quad \text{such that } \tilde{\mathcal{J}} = -\tilde{\mathcal{J}}^{\top} \in \mathbb{R}^{\tilde{n} \times \tilde{n}} \text{ and } \tilde{\mathcal{R}} \in \mathcal{S}_{\Sigma}^{\tilde{n}}. \quad (3.2)$$

Before proceeding any further, we can (and should) ask ourselves if we can guarantee that Problem 3.1 has a solution. This is indeed the case, which is the content of the next result.

Lemma 3.2. *The minimization problem (3.1) is solvable.*

Proof. The proof is given in Appendix A. □

Remark 3.3. *If instead of prescribing the Hamiltonian and thus the matrix H , one also wants to determine $H \in \mathcal{S}_{\mathcal{L}}^n$ from the data, then we observe that (3.2) is not a suitable formulation, since in this case (3.2) is not solvable. To see this, notice that $\mathcal{S}_{\mathcal{L}}^n$ is an open set. Hence, for any $\varepsilon > 0$, set $\tilde{\mathcal{J}} = \tilde{\mathcal{R}} = 0 \in \mathbb{R}^{n \times n}$ and $H = \frac{\varepsilon}{2\|X_-\|_{\text{F}}} I_n$. Then $H \in \mathcal{S}_{\mathcal{L}}^n$, $\tilde{\mathcal{J}} = -\tilde{\mathcal{J}}^{\top}$, $\tilde{\mathcal{R}} \in \mathcal{S}_{\Sigma}^n$ and we have*

$$\left\| \tilde{E} X_- - [\tilde{\mathcal{J}} - \tilde{\mathcal{R}}] X_+ \right\|_{\text{F}} = \left\| \frac{\varepsilon}{2\|X_-\|_{\text{F}}} X_- \right\|_{\text{F}} = \frac{\varepsilon}{2} < \varepsilon,$$

implying that the infimum of (3.2) is zero with infimizer $\tilde{E} = \tilde{\mathcal{J}} = \tilde{\mathcal{R}} = 0$.

3.2. An iterative algorithm for the pHMD problem. Having established the existence of a solution for [Problem 3.1](#), we will now derive a numerical algorithm to solve the minimization problem (3.1). To this end, we notice that if we already have a guess for $\tilde{\mathcal{R}}$, then [Problem 3.1](#) simplifies to the skew-symmetric Procrustes problem

$$\min \left\| \mathcal{Z}_1 - \tilde{\mathcal{J}}\mathcal{T} \right\|_{\text{F}} \quad \text{such that } \tilde{\mathcal{J}} = -\tilde{\mathcal{J}}^{\top} \in \mathbb{R}^{\tilde{n} \times \tilde{n}}, \quad (3.3)$$

where $\mathcal{Z}_1 = \mathcal{Z} + \tilde{\mathcal{R}}\mathcal{T}$. Fortunately, the solution of (3.3) can be computed analytically as detailed in the following theorem taken as a special case of [15, Lem. 2.1].

Theorem 3.4. *Let $T, Z \in \mathbb{R}^{n \times M}$ and let $V\Sigma W^T = T$ denote the SVD of T with*

$$\Sigma = \begin{bmatrix} \Sigma_1 & 0 \\ 0 & 0 \end{bmatrix}, \quad \text{with } \Sigma_1 = \text{diag}(\sigma_1, \dots, \sigma_r) \in \mathbb{R}^{r \times r} \text{ and } r = \text{rank}(T).$$

Define $\Phi = [\phi_{ij}] \in \mathbb{R}^{r \times r}$ via $\phi_{ij} = \frac{1}{\sigma_i^2 + \sigma_j^2}$ for $i, j = 1, \dots, r$. Then

$$\tilde{\mathcal{J}} = V^T \begin{bmatrix} \Phi \odot (2 \text{skew}(Z_1 \Sigma_1)) & -\Sigma_1^{-1} Z_3^T \\ Z_3 \Sigma_1^{-1} & \tilde{\mathcal{J}}_4 \end{bmatrix} V \quad (3.4)$$

is a solution of (3.3) for any skew-symmetric matrix $\tilde{\mathcal{J}}_4 \in \mathbb{R}^{(n-r) \times (n-r)}$, where

$$\begin{aligned} Z_1 &= [I_r \quad 0] V Z W^T [I_r \quad 0]^T \in \mathbb{R}^{r \times r}, \\ Z_3 &= [0 \quad I_{n-r}] V Z W^T [I_r \quad 0]^T \in \mathbb{R}^{(n-r) \times r}. \end{aligned}$$

The solution is unique if, and only if, $\text{rank}(T) = n$.

Proof. The proof follows along the proof of [15, Lem. 2.1]. □

On the other hand if $\tilde{\mathcal{J}}$ is given, [Problem 3.1](#) simplifies to a symmetric positive definite Procrustes problem

$$\min \left\| \mathcal{Z}_2 - \tilde{\mathcal{R}}\mathcal{T} \right\|_{\text{F}} \quad \text{s.t. } \tilde{\mathcal{R}} \in \mathcal{S}_{\Sigma}^{\tilde{n}}, \quad (3.5)$$

where $\mathcal{Z}_2 = \tilde{\mathcal{J}}\mathcal{T} - \mathcal{Z}$. Algorithmic solutions for this problem are available [16]. One proposed algorithm is the *fast gradient method* (cf. [30, p. 90]) applied to the symmetric positive definite Procrustes problem. By modifying this algorithm to allow a \mathcal{Z}_2 depending on the optimal solution $\tilde{\mathcal{J}}$ of the skew-symmetric Procrustes problem (3.3), we arrive at [Algorithm 1](#) to solve [Problem 3.1](#). In more detail, within each iteration step of [Algorithm 1](#), we first compute the solution of the skew-symmetric Procrustes problem ([lines 4 and 5](#)) and then compute the gradient with respect to the matrix $\tilde{\mathcal{R}}$ in [lines 6 and 7](#), ignoring for the moment that we need the new iterate to be symmetric positive definite. This is achieved by projecting onto the cone of symmetric positive definite matrices in [line 8](#). The update is then computed as a linear combination of the current and previous iterate with the fast gradient coefficients (cf. [lines 9 and 10](#)).

In our numerical experiments, we notice that for applications with a larger dimension n , the performance of the algorithm strongly depends on the initialization and may need many iterations to converge if a poor initialization is used. We thus study a particular initialization strategy in the next subsection by analyzing the pHMD problem (3.1) in a weighted norm.

Algorithm 1 Fast gradient method for (3.1)

Input: Data matrices $\mathcal{Z}, \mathcal{T} \in \mathbb{R}^{\tilde{n} \times \tilde{M}}$, initial guess for the dissipative part $\tilde{\mathcal{R}}^{(0)} \in \mathcal{S}_{\leq}^{\tilde{n}}$
Output: Matrices $\tilde{\mathcal{J}} = -\tilde{\mathcal{J}}^T \in \mathbb{R}^{\tilde{n} \times \tilde{n}}$ and $\tilde{\mathcal{R}} \in \mathcal{S}_{\leq}^{\tilde{n}}$ that minimize (3.1)

- 1: $L = \sigma_1^2(\mathcal{T})$, $q = \frac{\sigma_r^2 \mathcal{T}}{L}$.
- 2: $\alpha_1 \in (0, 1)$; $\mathcal{Q} = \tilde{\mathcal{R}}^{(0)}$.
- 3: **while** not converged **do**
- 4: $\mathcal{Z}_1 = \mathcal{Z} + \tilde{\mathcal{R}}^{(k-1)} \mathcal{T}$
- 5: Solve (3.3) for $\mathcal{Z}_1, \mathcal{T}$ according to Theorem 3.4 to obtain $\tilde{\mathcal{J}}^{(k)}$
- 6: $\mathcal{Z}_2 = \tilde{\mathcal{J}}^{(k)} \mathcal{T} - \mathcal{Z}$
- 7: $\mathcal{G} = \mathcal{Q} \mathcal{T} \mathcal{T}^T - \mathcal{Z}_2 \mathcal{T}$
- 8: $\tilde{\mathcal{R}}^{(k)} = \mathcal{P}_{\leq}(\mathcal{Q} - \frac{1}{L} \mathcal{G})$
- 9: $\alpha_{k+1} = \frac{1}{2}(q - \alpha_k^2 + \sqrt{(q - \alpha_k^2)^2 + 4\alpha_k^2})$, $\beta_k = \frac{\alpha_k(1-\alpha_k)}{\alpha_k^2 + \alpha_{k+1}}$
- 10: $\mathcal{Q} = \tilde{\mathcal{R}}^{(k)} + \beta_k(\tilde{\mathcal{R}}^{(k)} - \tilde{\mathcal{R}}^{(k-1)})$
- 11: **end while**
- 12: $\tilde{\mathcal{J}} = \tilde{\mathcal{J}}^{(k)}$, $\tilde{\mathcal{R}} = \tilde{\mathcal{R}}^{(k)}$

3.3. A weighted pHMDM problem. A different but related problem arises when the Frobenius norm of the Problem 3.1 is replaced with the weighted Frobenius seminorm introduced in (1.4), where $\mathcal{T}^T \mathcal{T}$ is used as the semi-definite weighting matrix.

Problem 3.5 (Weighted Input-Output port-Hamiltonian Dynamic Mode Decomposition). *For given data $\mathcal{Z}, \mathcal{T} \in \mathbb{R}^{\tilde{n} \times \tilde{M}}$, solve the optimization problem*

$$\min \left\| \mathcal{T}^T (\mathcal{Z} - (\tilde{\mathcal{J}} - \tilde{\mathcal{R}}) \mathcal{T}) \right\|_{\text{F}} \quad \text{such that } \tilde{\mathcal{J}} = -\tilde{\mathcal{J}}^T \in \mathbb{R}^{\tilde{n} \times \tilde{n}} \text{ and } \tilde{\mathcal{R}} \in \mathcal{S}_{\leq}^{\tilde{n}}. \quad (3.6)$$

Two remarks are in order, first we immediately notice that by solving the weighted problem we solve the original problem, but weighted according to the relevant information in the data. Second, using the definition of the data matrices from Problem 3.1, we observe that the (i, i) entry of the matrix $\mathcal{T}^T (\mathcal{Z} - (\tilde{\mathcal{J}} - \tilde{\mathcal{R}}) \mathcal{T})$ reads

$$\begin{aligned} e_i^T (\mathcal{T}^T (\mathcal{Z} - (\tilde{\mathcal{J}} - \tilde{\mathcal{R}}) \mathcal{T}) e_i &= e_i^T (X_+)^T H X_- e_i - e_i^T U^T Y e_i + e_i^T \begin{bmatrix} (X_+)^T & U^T \end{bmatrix} \tilde{\mathcal{R}} \begin{bmatrix} X_+ \\ U \end{bmatrix} e_i \\ &= \Delta \mathcal{H}_i - \hat{y}_i^T \hat{u}_i + e_i^T \begin{bmatrix} (X_+)^T & U^T \end{bmatrix} \tilde{\mathcal{R}} \begin{bmatrix} X_+ \\ U \end{bmatrix} e_i, \end{aligned}$$

which resembles the power-balance equation corresponding to the discrete-time dissipation inequality (2.9). In particular, the weighted problem (3.6) uses the dissipation inequality as part of the cost-functional to determine the dissipative component, for which we need a good initialization.

Theorem 3.6. *Let $\mathcal{T}, \mathcal{Z} \in \mathbb{R}^{\tilde{n} \times \tilde{M}}$ and let $V_1 \Sigma_1 W_1^T = \mathcal{T}$ denote the skinny SVD of \mathcal{T} , i.e., $V_1 \in \text{St}(\tilde{n}, r)$, $\Sigma_1 \in \text{GL}_r(\mathbb{R})$, and $W_1 \in \text{St}(\tilde{M}, r)$, where $r := \text{rank}(\mathcal{T})$. Moreover, let W_2 complement W_1 to an orthogonal matrix, i.e., $[W_1 \ W_2] \in \text{St}(\tilde{M}, \tilde{M})$. Define*

$$\tilde{\mathcal{Z}}_1 := \Sigma_1 V_1^T \mathcal{Z} W_1, \quad \tilde{\mathcal{Z}}_2 := \Sigma_1 V_1^T \mathcal{Z} W_2,$$

and

$$\tilde{\mathcal{J}}^\star := V_1 \Sigma_1^{-1} \text{skew}(\tilde{\mathcal{Z}}_1) \Sigma_1^{-1} V_1^T \quad \text{and} \quad \tilde{\mathcal{R}}^\star := V_1 \Sigma_1^{-1} \mathcal{P}_\pm(-\tilde{\mathcal{Z}}_1) \Sigma_1^{-1} V_1^T. \quad (3.7)$$

Then, $\tilde{\mathcal{J}}^\star$ and $\tilde{\mathcal{R}}^\star$ are the unique minimum-norm minimizers of (3.6) with

$$\|\mathcal{T}^T \mathcal{Z} - \mathcal{T}^T (\tilde{\mathcal{J}}^\star - \tilde{\mathcal{R}}^\star) \mathcal{T}\|_{\text{F}}^2 = \|\tilde{\mathcal{Z}}_2\|_{\text{F}}^2 + \|\Lambda_+\|_{\text{F}}^2, \quad (3.8)$$

where Λ_+ is the diagonal matrix which contains the positive eigenvalues of $\text{sym}(\tilde{\mathcal{Z}}_1)$

Remark 3.7. The two terms in (3.8) can be interpreted as follows. The first term is only present if we have too much data to fit, i.e., if \mathcal{T} has more columns than rows. Then, in general, no linear system can perfectly capture the data, and the corresponding error contribution is $\|\Sigma_1 W_1^T \mathcal{Z} Z_2\|_{\text{F}}^2$. On the other hand, due to the specific \mathbf{pH} structure, not every linear system can be written as a \mathbf{pH} system. This potential deviation corresponds to the second error term given by $\|\Lambda_+\|_{\text{F}}^2$.

Before we present the proof, we first illustrate Theorem 3.6 with an academic toy example and need some further preliminary results that provide the best-fit in the Frobenius norm within the class of skew-symmetric and symmetric positive semi-definite matrices.

Example 3.8. Consider $\mathcal{Z} = \begin{bmatrix} -1 & 2 \\ 2 & -1/2 \end{bmatrix}$ and $\mathcal{T} = \begin{bmatrix} 1 & 0 \\ 0 & 2 \end{bmatrix}$. We immediately notice that we can choose $V_1 = W_1 = I_2$ and $\Sigma_1 = \mathcal{T}$. We thus obtain $\tilde{\mathcal{Z}}_1 = \Sigma_1 V_1^T \mathcal{Z} W_1 = \begin{bmatrix} -1 & 2 \\ 4 & -1 \end{bmatrix}$ and thus

$$\text{sym}(\tilde{\mathcal{Z}}_1) = \begin{bmatrix} -1 & 3 \\ 3 & -1 \end{bmatrix} \quad \text{and} \quad \text{skew}(\tilde{\mathcal{Z}}_1) = \begin{bmatrix} 0 & -1 \\ 1 & 0 \end{bmatrix}.$$

Then, the ordered eigendecomposition of $\tilde{\mathcal{Z}}_{\text{sym}}$ is given by,

$$\tilde{\mathcal{Z}}_{\text{sym}} = \Xi \Lambda \Xi^T = \begin{bmatrix} \frac{\sqrt{2}}{2} & \frac{\sqrt{2}}{2} \\ \frac{\sqrt{2}}{2} & -\frac{\sqrt{2}}{2} \end{bmatrix} \begin{bmatrix} 2 & 0 \\ 0 & -4 \end{bmatrix} \begin{bmatrix} \frac{\sqrt{2}}{2} & \frac{\sqrt{2}}{2} \\ \frac{\sqrt{2}}{2} & -\frac{\sqrt{2}}{2} \end{bmatrix}.$$

Thus, the unique minimizers are given by

$$\tilde{\mathcal{J}}^\star = \begin{bmatrix} 0 & -\frac{1}{2} \\ \frac{1}{2} & 0 \end{bmatrix} \quad \text{and} \quad \tilde{\mathcal{R}}^\star = \begin{bmatrix} 2 & -1 \\ -1 & \frac{1}{2} \end{bmatrix}. \quad (3.9)$$

The minimal value of the optimization is given by

$$\|\mathcal{T}^T \mathcal{Z} - \mathcal{T}^T (\tilde{\mathcal{J}}^\star - \tilde{\mathcal{R}}^\star) \mathcal{T}\|_{\text{F}} = \left\| \begin{bmatrix} 1 & 1 \\ 1 & 1 \end{bmatrix} \right\|_{\text{F}} = 2 = \|\Lambda_+\|_{\text{F}}.$$

Lemma 3.9. Let $D \in \mathbb{R}^{r \times r}$. Then, the skew-symmetric part of D , i.e., $X^\star := \frac{1}{2}(D - D^T)$, is the unique minimizer of

$$\min \|X - D\|_{\text{F}} \quad \text{such that } X = -X^T. \quad (3.10)$$

Proof. Define $D_{\text{skew}} := \text{skew}(D)$ and $D_{\text{sym}} := \text{sym}(D)$. Denote the coefficients of D_{skew} , D_{sym} , and X with \tilde{d}_{ij} , \hat{d}_{ij} , and x_{ij} ($i, j = 1, \dots, r$), respectively, i.e., $D_{\text{skew}} = [\tilde{d}_{ij}]$, $D_{\text{sym}} = [\hat{d}_{ij}]$, and $X = [x_{ij}]$. By assumption and by construction we obtain $\tilde{d}_{ii} = x_{ii} = 0$,

$\tilde{d}_{ij} = -\tilde{d}_{ji}$, $x_{ij} = -x_{ji}$, and $\hat{d}_{ij} = \hat{d}_{ji}$ for $i, j = 1, \dots, r$. We thus obtain

$$\begin{aligned} \|X - D\|_F^2 &= \|X - D_{\text{skew}} - D_{\text{sym}}\|_F^2 = \sum_{i=1}^r \sum_{j=1}^r (x_{ij} - \tilde{d}_{ij} - \hat{d}_{ij})^2 \\ &= \sum_{i=1}^r \hat{d}_{ii}^2 + \sum_{1 \leq i < j \leq r} (x_{ij} - \tilde{d}_{ij} - \hat{d}_{ij})^2 + (x_{ji} - \tilde{d}_{ji} - \hat{d}_{ji})^2 \\ &= \sum_{i=1}^r \hat{d}_{ii}^2 + \sum_{1 \leq i < j \leq r} (x_{ij} - \tilde{d}_{ij} - \hat{d}_{ij})^2 + (x_{ij} - \tilde{d}_{ij} + \hat{d}_{ij})^2 \\ &= \sum_{i=1}^r \hat{d}_{ii}^2 + \sum_{1 \leq i < j \leq r} 2(x_{ij} - \tilde{d}_{ij})^2 + 2\hat{d}_{ij}^2, \end{aligned}$$

which is minimized for $x_{ij} = \tilde{d}_{ij}$. \square

Lemma 3.10. *Let $D \in \mathbb{R}^{r \times r}$ with $D = D^T$ and consider the ordered eigenvalue decomposition of D , i.e., $\Xi^T D \Xi = \Lambda := \text{diag}(\Lambda_+, -\Lambda_-, 0)$ with positive diagonal matrices Λ_+ and Λ_- , and orthogonal matrix $\Xi \in \mathbb{R}^{r \times r}$. Then $X^* = \Xi \text{diag}(0, \Lambda_-, 0) \Xi^T$ is the unique minimizer of the optimization problem*

$$\min_{X \in \mathcal{S}_{\Sigma}^r} \|X + D\|_F.$$

Proof. We immediately obtain

$$\|X + D\|_F = \|\Xi^T X \Xi + \Lambda\|_F.$$

Since positive semi-definiteness is preserved under congruence, we immediately notice that $X^* \in \mathcal{S}_{\Sigma}^r$ and we obtain $\|X^* + D\|_F = \|\Lambda_+\|_F$. Let $X \in \mathcal{S}_{\Sigma}^r$ and set

$$\begin{bmatrix} X_{11} & X_{12} & X_{13} \\ X_{21} & X_{22} & X_{23} \\ X_{31} & X_{32} & X_{33} \end{bmatrix} = \Xi^T X \Xi.$$

Since Λ_+ is diagonal and X_{11} is positive semi-definite, we obtain $\|X_{11} + \Lambda_+\|_F \geq \|\Lambda_+\|_F$ with equality if and only if $X_{11} = 0$. Hence, $\|X + D\|_F \geq \|\Lambda_+\|_F$ with equality if and only if $X = X^*$. \square

Proof of Theorem 3.6. Let $\mathcal{T} = V \Sigma W^T$ denote the singular value decomposition of \mathcal{T} , with partitioning

$$V = [V_1 \ V_2], \quad \Sigma = \text{diag}(\Sigma_1, 0), \quad W = [W_1 \ W_2] \quad (3.11a)$$

such that $\Sigma_1 \in \text{GL}_r(\mathbb{R})$, where $r = \text{rank}(\mathcal{T})$. In particular, we obtain $\mathcal{T} = V_1 \Sigma_1 W_1^T$. Let $\tilde{\mathcal{J}} = -\tilde{\mathcal{J}}^T \in \mathbb{R}^{\hat{n} \times \hat{n}}$ and $\tilde{\mathcal{R}} \in \mathcal{S}_{\Sigma}^{\hat{n}}$. Define

$$\begin{bmatrix} \tilde{\mathcal{J}}_{11} & -\tilde{\mathcal{J}}_{21}^T \\ \tilde{\mathcal{J}}_{21} & \tilde{\mathcal{J}}_{22} \end{bmatrix} := V^T \tilde{\mathcal{J}} V, \quad \begin{bmatrix} \tilde{\mathcal{R}}_{11} & \tilde{\mathcal{R}}_{21}^T \\ \tilde{\mathcal{R}}_{21} & \tilde{\mathcal{R}}_{22} \end{bmatrix} := V^T \tilde{\mathcal{R}} V \quad \begin{bmatrix} \mathcal{Z}_{11} & \mathcal{Z}_{12} \\ \mathcal{Z}_{21} & \mathcal{Z}_{22} \end{bmatrix} := V^T \mathcal{Z} W \quad (3.11b)$$

Note that throughout the proof we work with congruence transformations of $\tilde{\mathcal{J}}$ and $\tilde{\mathcal{R}}$, which preserve the skew-symmetry and the positive semi-definiteness. We then obtain

$$\begin{aligned} \left\| \mathcal{T}^T \mathcal{Z} - \mathcal{T}^T (\tilde{\mathcal{J}} - \tilde{\mathcal{R}}) \mathcal{T} \right\|_{\text{F}}^2 &= \left\| \Sigma V^T \mathcal{Z} W - \Sigma V^T (\tilde{\mathcal{J}} - \tilde{\mathcal{R}}) V \Sigma \right\|_{\text{F}}^2 \\ &= \left\| \begin{bmatrix} \Sigma_1 \mathcal{Z}_{11} & \Sigma_1 \mathcal{Z}_{12} \\ 0 & 0 \end{bmatrix} - \begin{bmatrix} \Sigma_1 (\tilde{\mathcal{J}}_{11} - \tilde{\mathcal{R}}_{11}) \Sigma_1 & 0 \\ 0 & 0 \end{bmatrix} \right\|_{\text{F}}^2 \\ &= \left\| \tilde{\mathcal{Z}}_1 - \Sigma_1 (\tilde{\mathcal{J}}_{11} - \tilde{\mathcal{R}}_{11}) \Sigma_1 \right\|_{\text{F}}^2 + \left\| \tilde{\mathcal{Z}}_2 \right\|_{\text{F}}^2. \end{aligned}$$

We immediately notice that $\tilde{\mathcal{J}}_{21}$, $\tilde{\mathcal{J}}_{22}$, $\tilde{\mathcal{R}}_{21}$, and $\tilde{\mathcal{R}}_{22}$ do not influence the objective function and can thus be chosen arbitrarily (provided that $\tilde{\mathcal{J}}_{22} = -\tilde{\mathcal{J}}_{22}^T$ and $\tilde{\mathcal{R}} \in \mathcal{S}_{\leq}^{\tilde{n}}$). For our further construction we set them to zero, in agreement with (3.7). It thus suffices to minimize over all skew-symmetric matrices $\tilde{\mathcal{J}}_{11} \in \mathbb{R}^{r \times r}$ and all $\tilde{\mathcal{R}}_{11} \in \mathcal{S}_{\leq}^r$. Thus, using [Lemmata 3.9](#) and [3.10](#), we obtain

$$\begin{aligned} \min_{\substack{\tilde{\mathcal{J}} = -\tilde{\mathcal{J}}^T, \\ \tilde{\mathcal{R}} \in \mathcal{S}_{\leq}^{\tilde{n}}}} \left\| \mathcal{T}^T \mathcal{Z} - \mathcal{T}^T (\tilde{\mathcal{J}} - \tilde{\mathcal{R}}) \mathcal{T} \right\|_{\text{F}}^2 &= \min_{\substack{\tilde{\mathcal{J}}_{11} = -\tilde{\mathcal{J}}_{11}^T, \\ \tilde{\mathcal{R}}_{11} \in \mathcal{S}_{\leq}^r}} \left\| \tilde{\mathcal{Z}}_1 - \Sigma_1 (\tilde{\mathcal{J}}_{11} - \tilde{\mathcal{R}}_{11}) \Sigma_1 \right\|_{\text{F}}^2 + \left\| \tilde{\mathcal{Z}}_2 \right\|_{\text{F}}^2 \\ &= \min_{\tilde{\mathcal{R}}_{11} \in \mathcal{S}_{\leq}^r} \left\| \tilde{\mathcal{Z}}_1 - \Sigma_1 (\tilde{\mathcal{J}}_{11}^* - \tilde{\mathcal{R}}_{11}) \Sigma_1 \right\|_{\text{F}}^2 + \left\| \tilde{\mathcal{Z}}_2 \right\|_{\text{F}}^2 \\ &= \min_{\tilde{\mathcal{R}}_{11} \in \mathcal{S}_{\leq}^r} \left\| \text{sym}(\tilde{\mathcal{Z}}_1) + \Sigma_1 \tilde{\mathcal{R}}_{11} \Sigma_1 \right\|_{\text{F}}^2 + \left\| \tilde{\mathcal{Z}}_2 \right\|_{\text{F}}^2 \\ &= \left\| \text{sym}(\tilde{\mathcal{Z}}_1) + \Sigma_1 \tilde{\mathcal{R}}_{11}^* \Sigma_1 \right\|_{\text{F}}^2 + \left\| \tilde{\mathcal{Z}}_2 \right\|_{\text{F}}^2 = \left\| \Lambda_+ \right\|_{\text{F}}^2 + \left\| \tilde{\mathcal{Z}}_2 \right\|_{\text{F}}^2. \end{aligned}$$

It remains to show that $\tilde{\mathcal{J}}^*$ and $\tilde{\mathcal{R}}^*$ are the minimizers with minimal norm. To this end, let $\tilde{\mathcal{J}} = -\tilde{\mathcal{J}}^T \in \mathbb{R}^{\tilde{n} \times \tilde{n}}$ and $\tilde{\mathcal{R}} \in \mathcal{S}_{\leq}^{\tilde{n}}$ be further minimizers of (3.6). Then

$$\left\| \tilde{\mathcal{J}} \right\|_{\text{F}} = \left\| W^T \tilde{\mathcal{J}} W \right\|_{\text{F}} = \left\| \begin{bmatrix} \tilde{\mathcal{J}}_{11} & -\tilde{\mathcal{J}}_{12}^T \\ \tilde{\mathcal{J}}_{21} & \tilde{\mathcal{J}}_{22} \end{bmatrix} \right\|_{\text{F}}.$$

[Lemma 3.9](#) implies $\tilde{\mathcal{J}}_{11} = \tilde{\mathcal{J}}_{11}^*$, and thus

$$\left\| \tilde{\mathcal{J}} \right\|_{\text{F}} = \left\| \begin{bmatrix} \tilde{\mathcal{J}}_{11}^* & -\tilde{\mathcal{J}}_{12}^T \\ \tilde{\mathcal{J}}_{21} & \tilde{\mathcal{J}}_{22} \end{bmatrix} \right\|_{\text{F}} \geq \left\| \begin{bmatrix} \tilde{\mathcal{J}}_{11}^* & 0 \\ 0 & 0 \end{bmatrix} \right\|_{\text{F}} = \left\| W \tilde{\mathcal{J}}^* W \right\|_{\text{F}} = \left\| \tilde{\mathcal{J}}^* \right\|_{\text{F}}.$$

A similar argument using [Lemma 3.10](#) shows $\left\| \tilde{\mathcal{R}} \right\|_{\text{F}} \geq \left\| \tilde{\mathcal{R}}^* \right\|_{\text{F}}$, which completes the proof. \square

3.4. Relation between the optimization problems. In this subsection we discuss the relation between the original pHMDM optimization [Problem 3.1](#) and the weighted [Problem 3.5](#) discussed in the previous section. We immediately obtain the following result, which showcases that whenever the data is sufficiently rich, then the cost functional of the projected optimization problem (3.6) provides an upper bound for the original minimization problem (3.1).

Lemma 3.11. *For given $\mathcal{Z}, \mathcal{T} \in \mathbb{R}^{\tilde{n} \times \tilde{M}}$ with $\text{rank}(\mathcal{T}) = \tilde{n}$ there exists a constant $c > 0$ such that for every $\tilde{\mathcal{J}}, \tilde{\mathcal{R}} \in \mathbb{R}^{\tilde{n} \times \tilde{n}}$ we have*

$$\left\| \mathcal{Z} - (\tilde{\mathcal{J}} - \tilde{\mathcal{R}}) \mathcal{T} \right\|_{\text{F}} \leq c \left\| \mathcal{T}^T \mathcal{Z} - \mathcal{T}^T (\tilde{\mathcal{J}} - \tilde{\mathcal{R}}) \mathcal{T} \right\|_{\text{F}}. \quad (3.12)$$

Proof. Let $\mathcal{T} = V\Sigma W^T$ denote the singular value decomposition of \mathcal{T} . We then have $\mathcal{T}^\dagger = W\Sigma^\dagger V^T$. Define $c := \|\mathcal{T}^\dagger\|_F = \|\Sigma^\dagger\|_F$. Using $\text{rank } \mathcal{T} = \tilde{n}$, we conclude $\Sigma^\dagger \Sigma = I_{\tilde{n}}$. Let $\tilde{\mathcal{J}}, \tilde{\mathcal{R}} \in \mathbb{R}^{\tilde{n} \times \tilde{n}}$. Then

$$\begin{aligned} \|\mathcal{Z} - (\tilde{\mathcal{J}} - \tilde{\mathcal{R}})\mathcal{T}\|_F &= \|VV^T(\mathcal{Z} - (\tilde{\mathcal{J}} - \tilde{\mathcal{R}})\mathcal{T})\|_F = \|(\mathcal{T}^T)^\dagger \mathcal{T}^T(\mathcal{Z} - (\tilde{\mathcal{J}} - \tilde{\mathcal{R}})\mathcal{T})\|_F \\ &\leq \|(\mathcal{T}^T)^\dagger\|_F \|\mathcal{T}^T \mathcal{Z} - \mathcal{T}^T(\tilde{\mathcal{J}} - \tilde{\mathcal{R}})\mathcal{T}\|_F, \end{aligned}$$

which completes the proof. \square

If \mathcal{T} has not full row rank, i.e., $\text{rank}(\mathcal{T}) < \tilde{n}$, then we cannot expect to obtain a similar result, in particular if we use the minimum norm-minimizers from [Theorem 3.6](#). The main reason for this behavior is that in this case, using the notation as in [\(3.11\)](#), we project out the data corresponding to \mathcal{Z}_{21} and \mathcal{Z}_{22} . While the latter corresponds, similarly as \mathcal{Z}_{12} to too much data, the contribution \mathcal{Z}_{21} corresponds to the components $\tilde{\mathcal{J}}_{21} - \tilde{\mathcal{R}}_{21}$, which are set zero in [Theorem 3.6](#). In more detail, using the notation as in [\(3.11\)](#), we obtain for $\tilde{\mathcal{J}} = -\tilde{\mathcal{J}}^T \in \mathbb{R}^{\tilde{n} \times \tilde{n}}$ and $\tilde{\mathcal{R}} \in \mathcal{S}_{\Sigma}^{\tilde{n}}$

$$\begin{aligned} \|\mathcal{Z} - (\tilde{\mathcal{J}} - \tilde{\mathcal{R}})\mathcal{T}\|_F &= \left\| \begin{bmatrix} V_1^T \\ V_2^T \end{bmatrix} \mathcal{Z} \begin{bmatrix} W_1 & W_2 \end{bmatrix} - \begin{bmatrix} V_1^T \\ V_2^T \end{bmatrix} (\tilde{\mathcal{J}} - \tilde{\mathcal{R}}) \begin{bmatrix} V_1 & V_2 \end{bmatrix} \begin{bmatrix} \Sigma_1 & 0 \\ 0 & 0 \end{bmatrix} \right\|_F \\ &= \left\| \begin{bmatrix} \mathcal{Z}_{11} & \mathcal{Z}_{12} \\ \mathcal{Z}_{21} & \mathcal{Z}_{22} \end{bmatrix} - \begin{bmatrix} \tilde{\mathcal{J}}_{11} - \tilde{\mathcal{R}}_{11} & -\tilde{\mathcal{J}}_{21}^T - \tilde{\mathcal{R}}_{12}^T \\ \tilde{\mathcal{J}}_{21} - \tilde{\mathcal{R}}_{21} & \tilde{\mathcal{J}}_{22} - \tilde{\mathcal{R}}_{22} \end{bmatrix} \begin{bmatrix} \Sigma_1 & 0 \\ 0 & 0 \end{bmatrix} \right\|_F \\ &= \left\| \begin{bmatrix} \mathcal{Z}_{11} - (\tilde{\mathcal{J}}_{11} - \tilde{\mathcal{R}}_{11})\Sigma_1 & \mathcal{Z}_{12} \\ \mathcal{Z}_{21} - (\tilde{\mathcal{J}}_{21} - \tilde{\mathcal{R}}_{21})\Sigma_1 & \mathcal{Z}_{22} \end{bmatrix} \right\|_F. \end{aligned}$$

Thus, whenever we find $\tilde{\mathcal{J}}_{21}, \tilde{\mathcal{R}}_{21}$ such that $\mathcal{Z}_{21}\Sigma_1^{-1} = \tilde{\mathcal{J}}_{21} - \tilde{\mathcal{R}}_{21}$ we only have to ensure that $\tilde{\mathcal{J}}$ remains skew-symmetric and $\tilde{\mathcal{R}}$ remains symmetric positive semi-definite. A simple way to achieve this is via the choice

$$\tilde{\mathcal{J}}_{21}^* := \mathcal{Z}_{21}\Sigma_1^{-1} \quad \text{and} \quad \tilde{\mathcal{R}}_{21}^* = 0. \quad (3.14)$$

In view of [Algorithm 1](#), where we only require an initialization for $\tilde{\mathcal{R}}$, we can directly use the result of [Theorem 3.6](#). Nevertheless, in our numerical experiments, we observe that the initialization with $\tilde{\mathcal{J}}^*$ and $\tilde{\mathcal{R}}^*$ with the modification from [\(3.14\)](#) already yields promising results such that they can be used even without a further application of [Algorithm 1](#). However, in general these are not the optimal choices as the next example illustrates.

Example 3.12. Consider again [Example 3.8](#) with the minimizers of the weighted problem $\tilde{\mathcal{J}}^*$ and $\tilde{\mathcal{R}}^*$ as presented in [\(3.9\)](#). We obtain $\|\mathcal{Z} - (\tilde{\mathcal{J}}^* - \tilde{\mathcal{R}}^*)\mathcal{T}\|_F = \sqrt{\frac{5}{2}}$ for the original pHDMD minimization problem. Nevertheless, for

$$\tilde{\mathcal{J}}^{(1)} = \begin{bmatrix} 0 & -\frac{1}{5} \\ \frac{1}{5} & 0 \end{bmatrix}$$

we obtain $\|\mathcal{Z} - (\tilde{\mathcal{J}}^{(1)} - \tilde{\mathcal{R}}^*)\mathcal{T}\|_F = \sqrt{\frac{200}{105}} < \sqrt{\frac{5}{2}}$, detailing that $\tilde{\mathcal{J}}^*$ is not the optimal choice.

4. NUMERICAL EXPERIMENTS

In this section, we demonstrate the theoretical discussion on two exemplary port-Hamiltonian systems. The first one is a mass-spring-damper system taken from [\[17\]](#) and

the second one is a linear poroelastic network model; for details see [1]. For our numerical experiments, we stop [Algorithm 1](#) whenever

$$\frac{\|\tilde{\mathcal{J}}^{(k+1)} - \tilde{\mathcal{J}}^{(k)}\|_F}{\|\tilde{\mathcal{J}}^{(k+1)}\|_F} + \frac{\|\tilde{\mathcal{R}}^{(k+1)} - \tilde{\mathcal{R}}^{(k)}\|_F}{\|\tilde{\mathcal{R}}^{(k+1)}\|_F} \leq \varepsilon$$

with prescribed tolerance ε . In our experiments, we use $\varepsilon := 1e-10$. To report the progress during our iterative method, we introduce the relative values of the cost functional of [Problem 3.1](#) and [Problem 3.5](#), which we denote by

$$f(\tilde{\mathcal{J}}^{(k)}, \tilde{\mathcal{R}}^{(k)}) = \frac{\|\mathcal{Z} - (\tilde{\mathcal{J}}^{(k)} - \tilde{\mathcal{R}}^{(k)})\mathcal{T}\|_F}{\|\mathcal{Z}\|_F} \quad \text{and} \quad f_{\mathcal{T}}(\tilde{\mathcal{J}}^{(k)}, \tilde{\mathcal{R}}^{(k)}) = \frac{\|\mathcal{T}^T \mathcal{Z} - \mathcal{T}^T (\tilde{\mathcal{J}}^{(k)} - \tilde{\mathcal{R}}^{(k)})\mathcal{T}\|_F}{\|\mathcal{T}^T \mathcal{Z}\|_F},$$

respectively. Moreover, since we are working with academic toy examples, we report the relative \mathcal{H}_2 and \mathcal{H}_∞ errors for the identified systems. Note that these errors require access to the original linear time-invariant system.

The code and data used to generate the subsequent results are accessible via
[doi:10.5281/zenodo.6497497](https://doi.org/10.5281/zenodo.6497497)
 under MIT Common License.

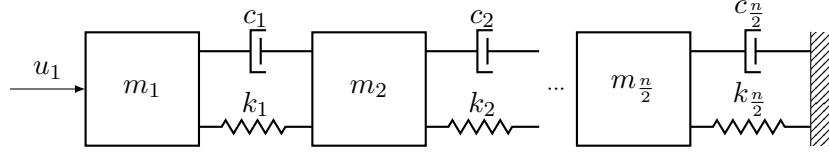


Figure 1 – Illustration of the Mass-Spring-Damper system.

4.1. SISO Mass-Spring-Damper system. In our first experiment, we want to identify the Mass-Spring-Damper system, visualized in [Figure 1](#) with masses m_i , spring constants k_i and damping constants $c_i \geq 0$ for $i = 1, \dots, \frac{n}{2}$.

A minimal realization of the Mass-Spring-Damper system, as port-Hamiltonian system (2.6) for the order $n = 6$, which corresponds to three masses, three springs and three dampers is given by

$$\hat{E} = \begin{bmatrix} k_1 & 0 & -k_1 & 0 & 0 & 0 \\ 0 & \frac{1}{m_1} & 0 & 0 & 0 & 0 \\ -k_1 & 0 & k_1 + k_2 & 0 & -k_2 & 0 \\ 0 & 0 & 0 & \frac{1}{m_2} & 0 & 0 \\ 0 & 0 & -k_2 & 0 & k_2 + k_3 & 0 \\ 0 & 0 & 0 & 0 & 0 & \frac{1}{m_3} \end{bmatrix}, \quad \hat{J} = \begin{bmatrix} 0 & \frac{k_1}{m_1} & 0 & -\frac{k_1}{m_2} & 0 & 0 \\ -\frac{k_1}{m_1} & 0 & \frac{k_1}{m_1} & 0 & 0 & 0 \\ 0 & -\frac{k_1}{m_1} & 0 & \frac{k_1 + k_2}{m_2} & 0 & -\frac{k_2}{m_3} \\ \frac{k_1}{m_2} & 0 & -\frac{k_1 + k_2}{m_2} & 0 & \frac{k_2}{m_2} & 0 \\ 0 & 0 & 0 & -\frac{k_2}{m_2} & 0 & \frac{k_2 + k_3}{m_3} \\ 0 & 0 & \frac{k_2}{m_3} & 0 & -\frac{k_2 + k_3}{m_3} & 0 \end{bmatrix},$$

$$\hat{R} = \text{diag}(0, \frac{c_1}{m_1^2}, 0, \frac{c_2}{m_2^2}, 0, \frac{c_3}{m_3^2}), \quad \hat{G}^T = \begin{bmatrix} 0 & \frac{1}{m_1} & 0 & 0 & 0 & 0 \end{bmatrix},$$

and $P = 0$, $S = 0$, $N = 0$. The parameter of the masses, springs and damper are chosen as $m_i = 4$, $k_i = 4$, and $c_i = 1$ for $i = 1, \dots, 3$. The generation of the training data (x_i, u_i, y_i) for $i = 0, 1, \dots, M$ takes place via the implicit midpoint rule. We collect $M = 100$ snapshots by running the simulation for 4s, i.e., we set $\delta_t = \frac{1}{25}$. A suitable training input is $u(t) = \exp(-\frac{t}{2}) \sin(t^2)$, since it has increasing frequency to excite the model. With the collected data in place, [Algorithm 1](#) is performed using the initialization from [Theorem 3.6](#).

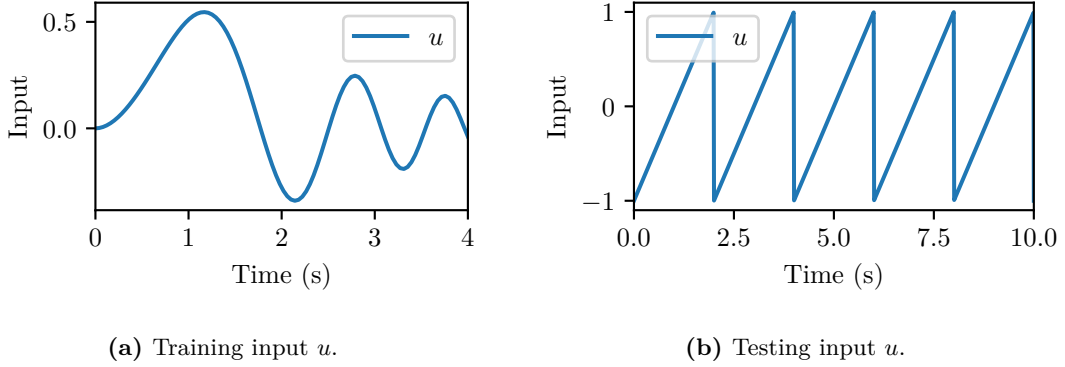


Figure 2 – Training and testing input for the SISO mass-spring-damper system.

The algorithm converged after the first iteration. The evolution of the optimization is shown in Table 1, where the values for $f_{\mathcal{T}}$, f , and the relative \mathcal{H}_2 and relative \mathcal{H}_∞ errors are displayed in each iteration. We emphasize that the initialization yields a fairly good

Table 1 – Evolution of Algorithm 1 applied for the SISO mass-spring-damper system in terms of $f_{\mathcal{T}}$, f , and the relative \mathcal{H}_2 and \mathcal{H}_∞ error over the iterations.

| | $f_{\mathcal{T}}$ | f | \mathcal{H}_2 | \mathcal{H}_∞ |
|--|------------------------|------------------------|-----------------------|------------------------|
| $\tilde{\mathcal{J}}^{(0)}, \tilde{\mathcal{R}}^{(0)}$ | 2.48×10^{-15} | 2.93×10^{-14} | 2.60×10^{-8} | 3.21×10^{-11} |
| $\tilde{\mathcal{J}}^{(1)}, \tilde{\mathcal{R}}^{(1)}$ | 1.13×10^{-14} | 1.26×10^{-14} | 2.10×10^{-8} | 3.19×10^{-11} |

approximation of the minimizer, which is only slightly improved with Algorithm 1. The original and identified model are simulated for the testing input, shown in Figure 2b, for 10 s, i.e., on a longer time horizon than during the training. The resulting output \tilde{y} and the absolute error between the original output y and \tilde{y} are presented in Figure 3. Since we achieved a relative \mathcal{H}_2 error of less than 1×10^{-7} , it is not surprising that the

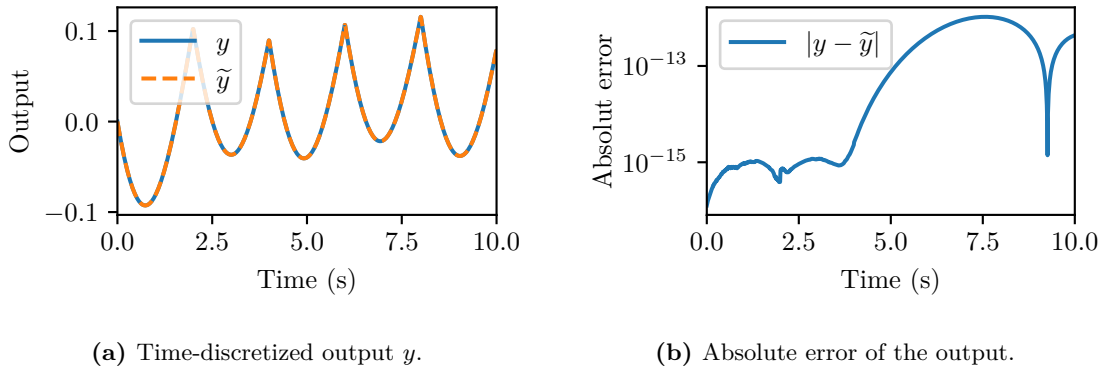
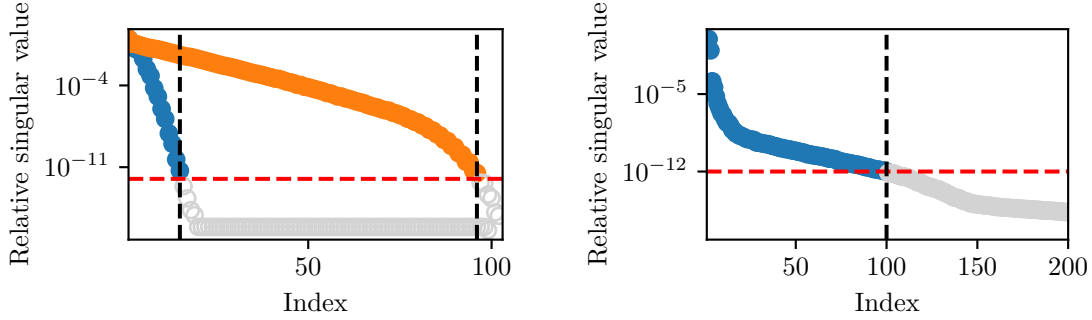


Figure 3 – Time-discretized output of the original (solid blue line) and identified system (dashed orange line) and the corresponding absolute error for the SISO mass-spring-damper system.

output trajectories of the identified system \tilde{y} and the original system y corresponding to the testing input not used during the training match almost perfectly.

4.2. MIMO mass-spring-damper system. In this section, we use the mass-spring-damper system from [Section 4.1](#) again, but this time we increase the order to $n = 100$ and add a second input u_2 (and consequently also a second output), which is applied to m_2 the same way as u_1 to m_1 in [Figure 1](#). As training input we use $u_1(t) = \exp(-\frac{t}{2}) \sin(t^2)$ and $u_2(t) = \exp(-\frac{t}{2}) \cos(t^2)$. As before, the simulation is performed via the implicit midpoint rule with $\delta_t = \frac{1}{25}$. To evaluate the numerical rank of \mathcal{T} we truncate the normalized singular values if they are smaller than 1×10^{-10} . We notice that if we simulate for 4 s (resulting in $M = 100$), we obtain $\text{rank}(\mathcal{T}) = 17 < \tilde{n} = 102$ (cf. [Figure 4a](#) – blue circles). While [Algorithm 1](#) is able to identify a system that accurately represents the data, see



(a) Singular values of \mathcal{T} for the MIMO mass-spring-damper system with $n = 100$.

(b) First 200 singular values of \mathcal{T} for the poroelastic network model with $n = 980$.

Figure 4 – Normalized singular values for the MIMO mass-spring-damper system and the poroelasticity problem. The dashed black line corresponds to a truncation with $\frac{\sigma_r}{\sigma_1} < 1 \times 10^{-12}$.

[Table 2](#), the system itself is not well approximated as reported with a relative \mathcal{H}_2 error of 1.30×10^{-1} . In contrast, if we increase the simulation horizon to 400 s, with adapted inputs $u_1 = \exp(-\frac{t}{200}) \sin(\frac{1}{100}t^2)$ and $u_2 = \exp(-\frac{t}{200}) \cos(\frac{1}{100}t^2)$, resulting in $M = 10000$ data points, we obtain $\text{rank}(\mathcal{T}) = 96$.

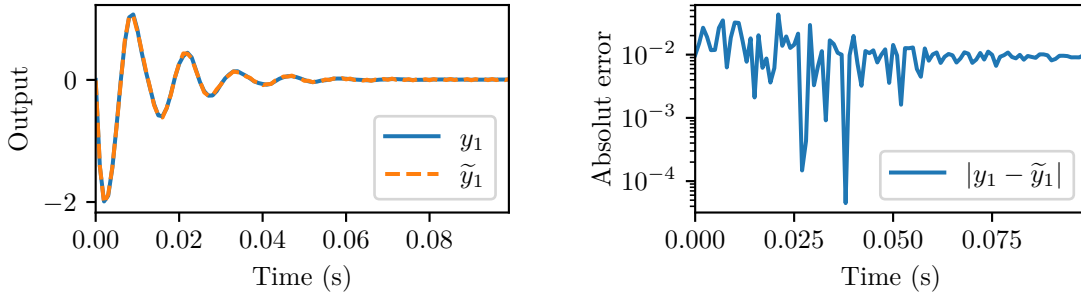
Table 2 – Evolution of [Algorithm 1](#) for the MIMO mass-spring-damper system with different number of data points.

| | $M = 100$ | | $M = 10000$ | |
|--|-----------------------|-----------------------|-----------------------|-----------------------|
| | f | \mathcal{H}_2 | f | \mathcal{H}_2 |
| $\tilde{\mathcal{J}}^{(0)}, \tilde{\mathcal{R}}^{(0)}$ | 1.13×10^{-8} | 1.03×10^3 | 1.87×10^{-6} | 5.83×10^{-8} |
| $\tilde{\mathcal{J}}^{(1)}, \tilde{\mathcal{R}}^{(1)}$ | 2.46×10^{-9} | 1.86×10^{-1} | 4.09×10^{-7} | 7.14×10^{-8} |
| $\tilde{\mathcal{J}}^{(2)}, \tilde{\mathcal{R}}^{(2)}$ | 2.46×10^{-9} | 1.30×10^{-1} | 4.09×10^{-7} | 7.65×10^{-8} |

Although we have solved [Problem 3.1](#) with an order of magnitude of 10^{-9} , the relative \mathcal{H}_2 error is greater than 10 %. This can be traced back to the low rank of the data matrix, meaning that the data is not sufficient to identify the original dynamics. Indeed, when we

increase the simulation time and the number of snapshots to 400s and $M = 10000$, the rank of the data increases to $\text{rank}(\mathcal{T}) = 96$ and the relative \mathcal{H}_2 error improves by more than 6 orders of magnitudes, and we obtain the following results, displayed in Table 2. With a relative \mathcal{H}_2 error of the order of magnitude 10^{-8} , we expect that the identified system is a good approximation of the original system.

4.3. MIMO port-Hamiltonian Poroelastic Network Model. In our final experiment, we apply our algorithm to a linear poroelasticity problem and use the pH formulation discussed in [1], see also [12]. The model has an order of $n = 980$, with two inputs and two outputs ($m = 2$). We generate $M = 10000$ snapshots with the same settings as before and obtain $\text{rank}(\mathcal{T}) = 100 < \tilde{n} = 982$. Hence, we cannot expect to identify the complete system dynamics. Nevertheless, Algorithm 1 yields matrices $\tilde{\mathcal{J}}^*$, $\tilde{\mathcal{R}}^*$ with $f(\tilde{\mathcal{J}}^*, \tilde{\mathcal{R}}^*) = 7.12 \times 10^{-9}$, i.e., Problem 3.1 is solved fairly accurately. To verify the approximation quality, we simulate the identified system with the testing input Figure 2b, then we approximately recover the true output as reported in Figure 5a for the first 0.1 s in Figure 5a with the corresponding absolute error displayed in Figure 5b. For the full simulation until 10 s the identified



(a) Time-discretized output y_1 for the poroelastic network model. (b) Absolute error of y_1 for the poroelastic network model.

Figure 5 – Time-discretized output of the original and identified system and the corresponding absolute error for the poroelastic network model.

systems results in a relative L^2 error between the output of the original system and the output of the identified system of 2.95×10^{-2} and a relative L^∞ error of 2.37×10^{-2} . In comparison, if we use the training input, then the relative L^2 and L^∞ errors are 5.39×10^{-8} and 3.47×10^{-7} , respectively.

5. CONCLUSIONS

We have developed a physics-informed system identification algorithm that uses time-domain samples of the input, state, and output to infer a linear continuous-time dynamical system. Our algorithm is physics-informed in the sense that for a prescribed energy functional, the identified system is guaranteed to satisfy a dissipation inequality along any solution of the system. Hence, the identified system is guaranteed to be stable and passive independently of the data used for the identification. To achieve this goal, we present a generalization of the dynamic mode decomposition to port-Hamiltonian systems. The resulting method is an iterative algorithm based on a fast-gradient method. For the

initialization, we study a weighted problem, where we use the dominant information of the data as a weighting factor. For the weighted problem, we derive the analytical solution and detail in the numerical examples that the initialization is close to the optimum. In the future, we will investigate the impact of noise on our framework and discuss extensions to polynomial nonlinearities.

Acknowledgments. The work of R. Morandin is funded by the Deutsche Forschungsgemeinschaft (DFG) within the CRC/Transregio 154 *Mathematical Modelling, Simulation and Optimization using the Example of Gas Networks* and the Werner-Von-Siemens Centre for Industry and Science within the project *Maintenance, Repair & Overhaul*. J. Nicodemus and B. Unger acknowledge funding from the DFG under Germany's Excellence Strategy – EXC 2075 – 390740016 and are thankful for support by the Stuttgart Center for Simulation Science (SimTech).

APPENDIX A. EXISTENCE OF MINIMIZERS

In this section, we show that the minimization problem (3.1) has a solution, i.e., we prove Lemma 3.2. To this end, define

$$f: \mathbb{R}^{\tilde{n} \times \tilde{n}} \times \mathbb{R}^{\tilde{n} \times \tilde{n}} \rightarrow \mathbb{R}, \quad (\tilde{\mathcal{J}}, \tilde{\mathcal{R}}) \mapsto \left\| \mathcal{Z} - (\tilde{\mathcal{J}} - \tilde{\mathcal{R}})\mathcal{T} \right\|_{\mathbb{F}}$$

and the set $\Omega_{\tilde{n}} := \{(\tilde{\mathcal{J}}, \tilde{\mathcal{R}}) \in \mathbb{R}^{\tilde{n} \times \tilde{n}} \times \mathbb{R}^{\tilde{n} \times \tilde{n}} \mid \tilde{\mathcal{J}} = -\tilde{\mathcal{J}}^T, \tilde{\mathcal{R}} \in \mathcal{S}_{\Sigma}^{\tilde{n}}\}$. Hence, the minimization problem (3.1) is given as

$$\min_{(\tilde{\mathcal{J}}, \tilde{\mathcal{R}}) \in \Omega_{\tilde{n}}} f(\tilde{\mathcal{J}}, \tilde{\mathcal{R}}). \quad (\text{A.1})$$

To show that (A.1) is solvable, we use the notation introduced in (3.11). Let $(\tilde{\mathcal{J}}, \tilde{\mathcal{R}}) \in \Omega$. Then, as in (3.13), we obtain

$$f(\tilde{\mathcal{J}}, \tilde{\mathcal{R}}) = \left\| \begin{bmatrix} \mathcal{Z}_{11} - (\tilde{\mathcal{J}}_{11} - \tilde{\mathcal{R}}_{11})\Sigma_1 & \mathcal{Z}_{12} \\ \mathcal{Z}_{21} - (\tilde{\mathcal{J}}_{21} - \tilde{\mathcal{R}}_{21})\Sigma_1 & \mathcal{Z}_{22} \end{bmatrix} \right\|_{\mathbb{F}}.$$

Using (3.14), we define the set

$$\tilde{\Omega} := \left\{ \left(W \begin{bmatrix} \tilde{\mathcal{J}}_{11} & \tilde{\mathcal{J}}_{21}^T \\ \tilde{\mathcal{J}}_{21} & 0 \end{bmatrix} W^T, W \begin{bmatrix} \tilde{\mathcal{R}}_{11} & 0 \\ 0 & 0 \end{bmatrix} W^T \right) \in \Omega \mid (\tilde{\mathcal{J}}_{11}, \tilde{\mathcal{R}}_{11}) \in \Omega_r, \tilde{\mathcal{J}}_{21} := \mathcal{Z}_{21}\Sigma_1^{-1} \right\} \quad (\text{A.2})$$

and immediately obtain

$$\min_{(\tilde{\mathcal{J}}, \tilde{\mathcal{R}}) \in \Omega} f(\tilde{\mathcal{J}}, \tilde{\mathcal{R}}) = \min_{(\tilde{\mathcal{J}}, \tilde{\mathcal{R}}) \in \tilde{\Omega}} f(\tilde{\mathcal{J}}, \tilde{\mathcal{R}}).$$

It thus suffices to show that the right-hand side is solvable.

Lemma A.1. *The optimization problem*

$$\min_{(\tilde{\mathcal{J}}, \tilde{\mathcal{R}}) \in \tilde{\Omega}} f(\tilde{\mathcal{J}}, \tilde{\mathcal{R}}) \quad (\text{A.3})$$

is solvable.

Proof. It is easy to see that f is continuous. Consider a sequence $(\tilde{\mathcal{J}}^{(k)}, \tilde{\mathcal{R}}^{(k)}) \in \tilde{\Omega}$ with $\lim_{k \rightarrow \infty} \left\| \begin{bmatrix} \tilde{\mathcal{J}}^{(k)} & \tilde{\mathcal{R}}^{(k)} \end{bmatrix} \right\|_{\mathbb{F}} \rightarrow \infty$. Then there exists numbers $\ell, \rho \in \{1, \dots, r\}$ such that

$$\lim_{k \rightarrow \infty} \max\{|e_{\ell}^T \tilde{\mathcal{J}}_{11}^{(k)}|e_{\rho}, |e_{\ell}^T \tilde{\mathcal{R}}_{11}^{(k)}e_{\rho}|\} = \infty.$$

Since $(\tilde{\mathcal{J}}_{11}^{(k)}, \tilde{\mathcal{R}}_{11}^{(k)}) \in \Omega_r$, we conclude without loss of generality (otherwise interchange ℓ and ρ) that

$$\lim_{k \rightarrow \infty} |e_\ell^T (\tilde{\mathcal{J}}_{11}^{(k)} - \tilde{\mathcal{R}}_{11}^{(k)}) e_\rho| = \infty.$$

Since Σ_1 is a nonsingular diagonal matrix we conclude

$$\lim_{k \rightarrow \infty} f(\tilde{\mathcal{J}}^{(k)}, \tilde{\mathcal{R}}^{(k)}) = \infty.$$

Hence, the level sets for $f|_{\tilde{\Omega}}$ are bounded, which together with the continuity implies the existence of a minimizer. \square

REFERENCES

- [1] R. ALTMANN, V. MEHRMANN, AND B. UNGER. [Port-Hamiltonian formulations of poroelastic network models](#). *Math. Comput. Model. Dyn. Sys.*, 27(1):429–452, 2021.
- [2] J. ANNONI, P. GEBRAAD, AND P. SEILER. [Wind farm flow modeling using an input-output reduced-order model](#). In *Am. Control Conf.*, Boston, MA, USA, 2016. IEEE.
- [3] A. C. ANTOUNAS, S. LEFTERIU, AND A. C. IONITA. [Chapter 8: A tutorial introduction to the Loewner framework for model reduction](#). In P. BENNER, A. COHEN, M. OHLBERGER, AND K. WILLCOX, editors, *Model Reduction and Approximation*, pages 335–376. Society for Industrial and Applied Mathematics, Philadelphia, PA, USA, 2017.
- [4] P. J. BADDOO, B. HERRMANN, B. J. MCKEON, J. N. KUTZ, AND S. L. BRUNTON. [Physics-informed dynamic mode decomposition \(piDMD\)](#). *ArXiv e-print 2112.04307*, 2021.
- [5] C. BEATTIE, V. MEHRMANN, AND P. VAN DOOREN. [Robust port-Hamiltonian representations of passive systems](#). *Automatica J. IFAC*, 100:182–186, 2019.
- [6] C. BEATTIE, V. MEHRMANN, H. XU, AND H. ZWART. [Port-Hamiltonian descriptor systems](#). *Math. Control Signals Systems*, 30(17):1–27, 2018.
- [7] P. BENNER, P. GOYAL, J. HEILAND, AND I. PONTES DUFF. [Operator inference and physics-informed learning of low-dimensional models for incompressible flows](#). *ArXiv e-print 2010.06701*, 2020.
- [8] P. BENNER, P. GOYAL, AND P. VAN DOOREN. [Identification of port-Hamiltonian systems from frequency response data](#). *Systems Control Lett.*, 143:104741, 2020.
- [9] P. BENNER, C. HIMPE, AND T. MITCHELL. [On reduced input-output dynamic mode decomposition](#). *Adv. Comput. Math.*, pages 1–18, 2018.
- [10] P. BORJA, J. M. A. SCHERPEN, AND K. FUJIMOTO. [Extended balancing of continuous LTI systems: a structure-preserving approach](#). *IEEE Trans. Automat. Control*, 2021.
- [11] T. BREITEN, R. MORANDIN, AND P. SCHULZE. [Error bounds for port-Hamiltonian model and controller reduction based on system balancing](#). *Comput. Math. Appl.*, 2021. In press.
- [12] T. BREITEN AND B. UNGER. [Passivity preserving model reduction via spectral factorization](#). *ArXiv e-print 2103.13194*, 2021. Accepted to appear in *Automatica*.
- [13] R. T. Q. CHEN, Y. RUBANOVA, J. BETTENCOURT, AND D. DUVENAUD. [Neural ordinary differential equations](#). *ArXiv e-print 1806.07366*, 2018.
- [14] K. CHERIFI, V. MEHRMANN, AND K. HARICHE. [Numerical methods to compute a minimal realization of a port-Hamiltonian system](#). *ArXiv e-print 1903.07042*, 2019.
- [15] Y.-B. DENG, X.-Y. HU, AND L. ZHANG. [Least squares solution of \$BXA^T = T\$ over symmetric, skew-symmetric, and positive semidefinite \$X\$](#) . *SIAM J. Matrix Anal. Appl.*, 25(2):486–494, 2003.
- [16] N. GILLIS AND P. SHARMA. [A semi-analytical approach for the positive semidefinite procrustes problem](#). *Linear Algebra Appl.*, 540:112–137, 2018.
- [17] S. GUGERCIN, ROSTYSLAV V. POLYUGA, C. BEATTIE, AND A. VAN DER SCHAFT. [Structure-preserving tangential interpolation for model reduction of port-Hamiltonian systems](#). *Automatica J. IFAC*, 48(9):1963–1974, 2012.
- [18] B. GUSTAVSEN AND A. SEMLYEN. [Rational approximation of frequency domain responses by vector fitting](#). *IEEE Trans. Power Deliv.*, 14(3):1052–1061, 1999.
- [19] J. HEILAND AND B. UNGER. [Identification of linear time-invariant systems with dynamic mode decomposition](#). *Mathematics*, 10(3):418, 2022.

- [20] B. HILLEBRECHT AND B. UNGER. [Certified machine learning: A posteriori error estimation for physics-informed neural networks](#). *ArXiv e-print 2203.17055*, 2022.
- [21] B. JACOB AND H. ZWART. [Linear port-Hamiltonian systems on infinite-dimensional spaces](#). Operator Theory: Advances and Applications. Birkhäuser, Basel, 2012.
- [22] J.-N. JUANG AND R. S. PAPPA. [An eigensystem realization algorithm for modal parameter identification and model reduction](#). *J. Guidance Control Dynam.*, 8(5):620–627, 1985.
- [23] G. E. KARNIAKAKIS, I. G. KEVREKIDIS, L. LU, P. PERDIKARIS, S. WANG, AND L. YANG. [Physics-informed machine learning](#). *Nature Reviews Physics*, 3:422–440, 2021.
- [24] P. KOTYCZKA AND L. LEFÈVRE. [Discrete-time port-Hamiltonian systems based on Gauss-Legendre collocation](#). *IFAC-PapersOnLine*, 51(3):125–130, 2018.
- [25] J. KUTZ, S. BRUNTON, B. BRUNTON, AND J. PROCTOR. [Dynamic Mode Decomposition](#). Society for Industrial and Applied Mathematics, Philadelphia, PA, 2016.
- [26] A. J. MAYO AND A. C. ANTOULAS. [A framework for the solution of the generalized realization problem](#). *Linear Algebra Appl.*, 425(2-3):634–662, 2007.
- [27] V. MEHRMANN AND R. MORANDIN. [Structure-preserving discretization for port-Hamiltonian descriptor systems](#). In *58th IEEE Conference on Decision and Control (CDC), Nice, France*, pages 6863–6868, 2019.
- [28] V. MEHRMANN AND B. UNGER. [Control of port-Hamiltonian differential-algebraic systems and applications](#). *ArXiv e-print 2201.06590*, 2022.
- [29] T. MOSER AND B. LOHMANN. [A new Riemannian framework for efficient \$\mathcal{H}_2\$ -optimal model reduction of port-Hamiltonian systems](#). In *2020 59th IEEE Conference on Decision and Control (CDC)*, pages 5043–5049, 2020.
- [30] Y. NESTEROV. [Introductory lectures on convex optimization: A basic course](#), volume 87. Springer Science & Business Media, 2003.
- [31] B. PEHERSTORFER, S. GUGERCIN, AND K. E. WILLCOX. [Data-driven reduced model construction with time-domain Loewner models](#). *SIAM J. Sci. Comput.*, 39(5):2152–2178, 2017.
- [32] B. PEHERSTORFER AND K. WILLCOX. [Data-driven operator inference for nonintrusive projection-based model reduction](#). *Computer Methods in Applied Mechanics and Engineering*, 306:196–215, 2016.
- [33] R. V. POLYUGA AND A. VAN DER SCHAFT. [Structure-preserving moment matching for port-Hamiltonian systems: Arnoldi and Lanczos](#). *IEEE Trans. Automat. Control*, 56(6):1458–1462, 2011.
- [34] R. V. POLYUGA AND A. VAN DER SCHAFT. [Effort- and flow-constraint reduction methods for structure preserving model reduction of port-Hamiltonian systems](#). *Systems Control Lett.*, 61(3):412–421, 2012.
- [35] J. L. PROCTOR, S. L. BRUNTON, AND J. N. KUTZ. [Dynamic mode decomposition with control](#). *SIAM J. Appl. Dyn. Syst.*, 15(1):142–161, 2014.
- [36] M. RAISSI, P. PERDIKARIS, AND G.E. KARNIAKAKIS. [Physics-informed neural networks: A deep learning framework for solving forward and inverse problems involving nonlinear partial differential equations](#). *J. Comput. Phys.*, 378:686–707, 2019.
- [37] K. SATO AND H. SATO. [Structure-Preserving \$H^2\$ Optimal Model Reduction Based on the Riemannian Trust-Region Method](#). *IEEE Trans. Automat. Control*, 63(2):505–512, 2018.
- [38] P. J. SCHMID. [Dynamic mode decomposition of numerical and experimental data](#). *J. Fluid Mech.*, 656:5–28, 2010.
- [39] P. SCHULZE AND B. UNGER. [Data-driven interpolation of dynamical systems with delay](#). *Systems Control Lett.*, 97:125–131, 2016.
- [40] P. SCHULZE, B. UNGER, C. BEATTIE, AND S. GUGERCIN. [Data-driven structured realization](#). *Linear Algebra Appl.*, 537:250–286, 2018.
- [41] P. SCHWERTNER. [Port-Hamiltonian system identification from noisy frequency response data](#). *ArXiv e-print 2106.11355*, 2021.
- [42] P. SCHWERTNER AND M. VOIGT. [Structure preserving model order reduction by parameter optimization](#). *ArXiv e-print 2011.07567*, 2020.
- [43] P. SCHWERTNER AND M. VOIGT. [Adaptive sampling for structure-preserving model order reduction of port-Hamiltonian systems](#). *IFAC-PapersOnLine*, 54(19):143–148, 2021.
- [44] H. SHARMA AND B. KRAMER. [Preserving Lagrangian structure in data-driven reduced-order modeling of large-scale mechanical systems](#). *ArXiv e-print 2203.06361*, 2022.
- [45] H. SHARMA, Z. WANG, AND B. KRAMER. [Hamiltonian operator inference: Physics-preserving learning of reduced-order models for canonical Hamiltonian systems](#). *Phys. D*, 432:133122, 2022.

- [46] JONATHAN H. TU, CLARENCE W. ROWLEY, DIRK M. LUCHTENBURG, STEVEN L. BRUNTON, AND J. NATHAN KUTZ. [On dynamic mode decomposition: Theory and applications](#). *J. Comput. Dyn.*, 1(2):391–421, 2014.
- [47] A. VAN DER SCHAFT AND D. JELTSEMA. [Port-Hamiltonian systems theory: An introductory overview](#). *Foundations and Trends in Systems and Control*, 1(2-3):173–378, 2014.
- [48] S. W. R. WERNER, I. V. GOSEA, AND S. GUGERCIN. [Structured vector fitting framework for mechanical systems](#). *ArXiv e-print 2110.09220*, 2021.
- [49] T. WOLF, B. LOHMANN, R. EID, AND P. KOTYCZKA. [Passivity and structure preserving order reduction of linear port-Hamiltonian systems using Krylov subspaces](#). *Eur. J. Control*, 16(4):401–406, 2010.

[†] INSTITUTE OF MATHEMATICS MA 4-5, TECHNICAL UNIVERSITY BERLIN, STRASSE DES 17. JUNI 136, 10623 BERLIN, GERMANY

Email address: `morandin@math.tu-berlin.de`

^{*} STUTTGART CENTER FOR SIMULATION SCIENCE (SC SIMTECH), UNIVERSITY OF STUTTGART, UNIVERSITÄTSSTR. 32, 70569 STUTTGART, GERMANY

Email address: `{jonas.nicodemus,benjamin.unger}@simtech.uni-stuttgart.de`