

---

# Counterfactual harm

---

**Jonathan G. Richens\***  
DeepMind

**Rory Beard**  
Comind

**Daniel H. Thompson**  
Babylon

## Abstract

To act safely and ethically in the real world, agents must be able to reason about harm and avoid harmful actions. However, to date there is no statistical method for measuring harm and factoring it into algorithmic decisions. In this paper we propose the first formal definition of harm and benefit using causal models. We show that any factual definition of harm must violate basic intuitions in certain scenarios, and show that standard machine learning algorithms that cannot perform counterfactual reasoning are guaranteed to pursue harmful policies following distributional shifts. We use our definition of harm to devise a framework for harm-averse decision making using counterfactual objective functions. We demonstrate this framework on the problem of identifying optimal drug doses using a dose-response model learned from randomized control trial data. We find that the standard method of selecting doses using treatment effects results in unnecessarily harmful doses, while our counterfactual approach allows us to identify doses that are significantly less harmful without sacrificing efficacy.

## 1 Introduction

Machine learning algorithms are increasingly used for making highly consequential decisions in areas such as medicine [1, 2, 3], criminal justice [4, 5, 6], finance [7, 8, 9], and autonomous vehicles [10]. These algorithms optimize for outcomes such as survival time, recidivism rate, and financial cost. However, these are purely factual objectives, depending only on *what* outcome occurs. On the other hand, human decision making incorporates preferences that depend not only on the outcome, but *why* it occurred.

For example, consider two treatments for a disease which, when left untreated, has a 50% mortality rate. Treatment 1 has a 60% chance of curing a patient, and a 40% chance of having no effect, with the disease progressing as if untreated. Treatment 2 has an 80% chance of curing a patient and a 20% chance of killing them. Treatments 1 and 2 have identical recovery rates, hence any agent that selects actions based solely on the factual outcome statistics (e.g. the effect of treatment on the treated [11]) will not be able to distinguish between these two treatments. However, doctors systematically favour treatment 1 as it achieves the same recovery rate but never harms the patient—there are no patients that would have survived had they not been treated. On the other hand, doctors who administer treatment 2 risk harming their patients—there are patients who die following treatment who would have lived had they not been treated. While treatments 1 and 2 have the same mortality rates, the resulting deaths have different causes (doctor or disease) which have different ethical implications.

Determining what would have happened to a patient if the doctor hadn’t treated them is a counterfactual inference, which cannot be identified from outcome statistics alone but requires knowledge of the functional causal relation between actions and outcomes [12]. However, standard machine

---

\*jonrichens@deepmind.com

learning algorithms are limited to making factual inferences—e.g. learning correlations between actions and outcomes. How then can we express these ethical preferences as objective functions and ultimately incorporate them into machine learning algorithms? This question has some urgency, given that machine learning algorithms currently under development or in deployment will be unable to reason about harm and factor it into their decisions.

The concept of harm is foundational to many ethical codes and principles; from the Hippocratic oath [13] to environmental policy [14], and from the foundations of classical liberalism [15], to Asimov’s laws of robotics [16]. Despite this ubiquity, there is no formal statistical definition of harm. We address this by translating the predominant account of harm [17, 18] into a statistical measure—*counterfactual harm*. Our definition of harm enables us for the first time to precisely answer the following basic questions,

**Question 1** Did the actions of an agent cause harm, and if so, how much?

**Question 2** How much harm can we expect an action to cause prior to taking it?

**Question 3** How can we identify actions that balance the expected harms and benefits?

In section 2 we introduce concepts from causality, ethics, and expected utility theory used to derive our results. In section 3 we present our definitions of harm and benefit, and in section 4 we describe how harm-aversion can be factored into algorithmic decisions. In section 5 we prove that algorithms based on standard statistical learning theory are incapable of reasoning about harm and are guaranteed to pursue harmful policies following certain distributional shifts, while our approach using counterfactual objective functions overcomes these problems. Finally, in section 6 we apply our methods to an interpretable machine learning model for determining optimal drug doses, and compare this to standard algorithms that maximize treatment effects.

## 2 Preliminaries

In this section we introduce some basic principles from causal modelling, expected utility theory and ethics that we use to derive our results.

### 2.1 Structural causal models

We provide a brief overview of structural causal models (SCMs) (see Chapter 7 of [19] and [20] for reviews). SCMs represent observable variables  $X^i$  as vertices of a directed acyclic graph (DAG), with directed edges representing causal relations between  $X^i$  and their direct causes (parents), which includes observable (endogenous) parents  $pa_i$  and a single exogenous noise variable  $E^i$ . The value of each variable is assigned by a deterministic function  $f_i$  of these parents.

**Definition 1** (Structural Causal Model (SCM)). *A structural causal model  $\mathcal{M} = \langle \mathcal{G}, E, X, F, P \rangle$  specifies:*

1. *a set of observable (endogenous) random variables  $X = \{X^1, \dots, X^N\}$ ,*
2. *a set of mutually independent noise (exogenous) variables  $E = \{E^1, \dots, E^N\}$  with joint distribution  $P(E = e) = \prod_{i=1}^N P(E^i = e^i)$  (assuming causal sufficiency [19])*
3. *a directed acyclic graph  $\mathcal{G}$ , whose nodes are the variables  $E \cup X$  with directed edges from  $pa_i, E^i$  to  $X^i$ , where  $pa_i \subseteq X$  denotes the endogenous parents of  $X^i$ .*
4. *a set of functions (mechanisms)  $F = \{f_1, \dots, f_N\}$ , where the collection  $F$  forms a mapping from  $E$  to  $X$ ,  $x^i := f_i(pa_i, e^i)$ , for  $i = 1, \dots, N$ ,*

By recursively applying condition 4 every observable variable can be expressed as a function of the noise variables alone,  $X^i(e) = x^i$  where  $E = e$  is the joint state of the noise variables, and the distribution over unobserved noise variables induces a distribution over the observable variables,

$$P(X = x) = \int_{e: X(e)=x} P(E = e) \quad (1)$$

where  $X = x$  is the joint state over  $X$ .

The power of SCMs is that they specify not only the joint distribution  $P(X = x)$  but also the distribution of  $X$  under all interventions, including incompatible interventions (counterfactuals). Interventions describe an external agent changing the underlying causal mechanisms  $F$ . For example,  $\text{do}(X^1 = x)$  denotes intervening to force  $X^1 = x$  regardless of the state of its parents, replacing  $x^1 := f_1(\text{pa}_1, e^1) \rightarrow x^1 := x$ . The variables in this post-intervention SCM are denoted  $X_x^i$  or  $X_{X^1=x}^i$  and their interventional distribution is given by (1) under the updated mechanisms.

These interventional distributions quantify the effects of actions and are used to inform decisions. For example, the conditional average treatment effect (CATE) [21],

$$\text{CATE}(x) = \mathbb{E}[Y_{T=1}|x] - \mathbb{E}[Y_{T=0}|x] \quad (2)$$

measures the expected value of outcome  $Y$  for treatment  $T = 1$  compared to control  $T = 0$  conditional on  $X$ , and is used in decision making from precision medicine to economics [22, 23].

Counterfactual distributions determine the probability that other outcomes would have occurred had some precondition been different. For example, for  $X, Y \in \{T, F\}$ , the causal effect  $P(Y_{X=T} = T)$  is insufficient to determine if  $\text{do}(X = T)$  was a necessary cause of  $Y = T$  [24]. Instead this is captured by the counterfactual probability of necessity [25],

$$\text{PN} = P(Y_{X=F} = F | X = T, Y = T) \quad (3)$$

which is the probability that  $Y$  would be false if  $X$  had been false (the counterfactual proposition), given that  $X$  and  $Y$  were both true (the factual data). For example, if  $\text{PN} = 0$  then  $Y = T$  would have occurred regardless of  $X = T$ , whereas if  $\text{PN} = 1$  then  $Y = T$  could not have occurred without  $X = T$ . Equation (3) involves the joint distribution over incompatible states of  $Y$  under different interventions,  $Y = T$  and  $Y_{X=F} = F$ , which cannot be jointly measured and hence (3) cannot be identified from data alone. However, (3) can be calculated from the SCM using (1) for the combined factual and counterfactual propositions,

$$P(Y_{X=F} = F, X = T, Y = T) = \int_{\substack{Y_{X=F}(e)=F \\ Y(e)=T, X(e)=T}} P(E = e) \quad (4)$$

This ability to ascribe causal explanations for data has made SCMs and counterfactual inference a key ingredient in statistical definitions of blame, intent and responsibility [26, 27, 28], and has seen applications in AI research ranging from explainability [29, 30], safety [31, 32], and fairness [33], to reinforcement learning [34, 35] and medical diagnosis [36].

Our definitions and theoretical results are derived within the SCM framework as is standard in causality research [19]. However, there is a growing body of work developing deep learning models that are capable of supporting counterfactual reasoning in complex domains including medical imaging [37], visual question answering [38], and vision-and-language navigation in robotics [39] and text generation [40]. We discuss these approaches in relation to our work in Appendix L.1.

## 2.2 The counterfactual comparative account of harm

The concept of harm is deeply embedded in ethical principles, codes and law. One famous example is the bioethical principle “first, do no harm” [41], asserting that the moral responsibility for doctors to benefit patients is superseded by their responsibility not to harm them [42]. Another example is John Stuart Mill’s harm principle which forms the basis of classical liberalism [15] and inspired the “zeroth law” of Asimov’s fictional robot governed society, which states that “A robot may not harm humanity or, by inaction, allow humanity to come to harm” [16].

Despite these attempts to codify harm into rules for governing human and AI behaviour, it is not immediately clear what we mean when we talk about harm. This can lead to confusion—for example, does “allow humanity to come to harm” describe an agent causing harm by inaction [43] or failing to benefit? The meaning and measure of harm also has important practical ramifications. For example, establishing negligence in tort law requires establishing that significant harm has occurred [44].

This has motivated work in philosophy, ethics and law to rigorously define harm, with the most widely accepted definition being the *counterfactual comparative account* (CCA) [17, 45, 46],

**Definition 2 (CCA).** *The counterfactual comparative account of harm and benefit states,*

*“An event  $e$  or action  $a$  harms (benefits) a person overall if and only if she would have been on balance better (worse) off if  $e$  had not occurred, or  $a$  had not been performed.”*

The CCA quantifies harm by comparing how well off a person is (their factual outcome) compared to how well off they would have been (their counterfactual outcome) had the agent not acted. Generating these counterfactuals necessitates a causal model of the agents actions and their consequences, and we determine how “better (worse) off” the person is using an expected utility analysis [47]. While the wording of the CCA suggests that we always compare to the counterfactual world where the agent takes no action, a more natural and general approach is to measure harm compared to a specific default action or policy. For example, when measuring the harm caused by a medicine we may intuitively want to compare to the outcomes that would have occurred with a placebo, and for the harm caused by negligent medical decisions the natural choice is to compare to a standard clinical decision policy. To this end, we measure harm compared to a default action (or policy), see Appendix D) for further discussion.

While the CCA is the predominant definition of harm and forms the basis of our results, alternative definitions have been proposed [48, 49], motivated by scenarios where the CCA appears to give counter-intuitive results [43]. Surprisingly, we find these problematic scenarios are identical to those raised in the study of actual causality [24], and can be resolved with a formal causal analysis. To our knowledge, this connection between the harm literature and actual causality has not been noted before, and we discuss these alternative definitions in Appendix C and how the arguments surrounding the CCA can be resolved in Appendix B in the hope this will stimulate discussion between these two fields.

### 2.3 Decision theoretic setup

In this section we present our setup for calculating the CCA (Definition 2). The CCA describes a person (referred to as the *user*) being made better or worse off due to the actions of an agent. We focus on the simplest case involving single agents performing single actions, though ultimately our definitions can be extended to multi-agent or sequential decision problems (as discussed in Appendix L.3). For causal modelling in these scenarios we refer the reader to [32, 50, 51].

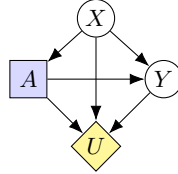


Figure 1: SCM  $\mathcal{M}$  depicting the agent’s action  $A$ , context  $X$ , outcomes  $Y$  and utility function  $U$ .

We describe the environment with a structural causal model  $\mathcal{M}$  which specifies the distribution over environment states  $W$  as endogenous variables,  $P(w; \mathcal{M})$ . For single actions the environment variables can be divided into three disjoint sets  $W = A \cup X \cup Y$  (Figure 1 a)); the agent’s action  $A$ , outcome variables  $Y$  that are descendants of  $A$  and so can be influenced by the agent’s action, and context variables  $X$  that are non-descendants of nor in  $A$ . For simplicity we assume no unobserved confounders (causal sufficiency [19]) in the derivation of our theoretical results. In the following we assume knowledge of the SCM, and in Appendix L.1 we discuss this assumption and describe how tight upper bounds on the harm can be determined when the SCM is unknown.

The user’s preferences over environment states are specified by their utility function  $U(w) = U(a, x, y)$ , and for a given action the user’s expected utility is,

$$\mathbb{E}[U|a, x] = \int_y P(y|a, x) U(a, x, y) \quad (5)$$

In sections 3-4 we focus on the case where the agent acts to maximize the user’s expected utility, with optimal actions  $a_{\max} = \arg \max_a \mathbb{E}[U|a, x]$ . While this is similar to the standard setup in expected utility theory [47, 52, 53], note that  $U$  describes the preferences of the user, and in general the agent

can pursue any objective and could be entirely unaware of the user’s preferences. In section 5 we extend our analysis to agents pursuing arbitrary objectives.

**Example 1: conditional average treatment effects.** Returning to our example from section 1, consider an agent choosing between a placebo  $A = 0$ , or treatments 1 and 2.  $Y = 1$  indicates recovery and  $Y = 0$  mortality. In the trial, harm is measured by comparison to ‘no treatment’  $\bar{a} = 0$ .  $X = x$  describes any variables that can potentially influence the agent’s choice of intervention and/or  $Y$ , e.g. the patient’s medical history.

Consider patients (users) whose preferences are fully determined by survival, e.g.  $U(a, x, y) = y$ . The expected utility is  $\mathbb{E}[U|a, x] = \sum_y P(y|a, x)U(a, x, y) = \sum_y yP(y_a|x) = \mathbb{E}[Y_a|x]$ , where in the last line we have used the fact that there are no confounders between  $A$  and  $Y$ . The agent’s policy is therefore to maximize the treatment effect  $a_{\max} = \arg \max_a \mathbb{E}[Y_a|x]$ , which is equivalent to  $a_{\max} = \arg \max_a \{\mathbb{E}[Y_a|x] - \mathbb{E}[Y_0|x]\}$  i.e. maximizing the CATE (2)—a standard objective for identifying optimal treatments [54, 55]. In Appendix G we derive an SCM model for the treatments described in the introduction, and show that  $\mathbb{E}[Y_{A=1}] = \mathbb{E}[Y_{A=2}] = 0.8$ , i.e. the expected utility and CATE is the same for treatments 1 and 2.

### 3 Counterfactual harm

We now present our definitions for harm and benefit based on Definition 2. For the examples described in this paper we focus on simple environments with single outcome variables, for which harm can be determined by comparing the factual utility received by the user to the utility they would have received had the agent taken some default action  $A = \bar{a}$  (Definition 3). In Appendix D we describe how this default action can be determined. Some more complicated situations call for a path-dependent measure of harm, which we provide in Appendix A along with examples in Appendices B-D. In the following, counterfactual states are identified with an \*, e.g.  $Z = z^*$ . First we define the harm caused by an action given we observe the outcome (Question 1).

**Definition 3** (Counterfactual harm & benefit). *The harm caused by action  $A = a$  given context  $X = x$  and outcome  $Y = y$  compared to the default action  $A = \bar{a}$  is,*

$$h(a, x, y; \mathcal{M}) = \int_{y^*} P(Y_{\bar{a}} = y^* | a, x, y; \mathcal{M}) \max\{0, U(\bar{a}, x, y^*) - U(a, x, y)\} \quad (6)$$

and the expected benefit is

$$b(a, x, y; \mathcal{M}) = \int_{y^*} P(Y_{\bar{a}} = y^* | a, x, y; \mathcal{M}) \max\{0, U(a, x, y) - U(\bar{a}, x, y^*)\} \quad (7)$$

where  $\mathcal{M}$  is the SCM describing the environment and  $U$  is the user’s utility.

The counterfactual harm (benefit) is the expected increase (decrease) in utility had the agent taken the default action  $A = \bar{a}$ , given they took action  $A = a$  in context  $X = x$  resulting in outcome  $Y = y$ . Taking the max in (6) and (7) ensures that we only include counterfactual outcomes where the utility is higher (lower) in the counterfactual world. Note that  $X_{\bar{a}} = X$  as  $X$  is not a descendant of  $A$ , so the factual and counterfactual contexts are identical [56]. While we focus on the standard decision theoretic analysis of actions, it is trivial to extend our analysis to naturally occurring events that are not determined by an agent (e.g. by identify  $A$  with an event rather than an action).

To determine the expected harm or benefit of an action prior to taking it (Question 2) we calculate the expected value of (6) and (7) over the outcome distribution, e.g.  $\mathbb{E}[h|a, x; \mathcal{M}] = \int_y P(y|a, x; \mathcal{M})h(a, x, y; \mathcal{M})$ . Note these form a counterfactual decomposition of the expected utility.

**Theorem 1** (harm-benefit trade-off). *The difference in expected utility for action  $A = a$  and the default action  $A = \bar{a}$  is given by,*

$$\mathbb{E}[U|a, x] - \mathbb{E}[U|\bar{a}, x] = \mathbb{E}[b|a, x; \mathcal{M}] - \mathbb{E}[h|a, x; \mathcal{M}] \quad (8)$$

(Proof: see Appendix F).

**Example 2:** Returning to Example 1, the expected counterfactual harm for default action  $\bar{a} = 0$  is,  $\mathbb{E}[h|a; \mathcal{M}] = \sum_{y^*, y} P(Y_{\bar{a}} = y^*, y|a; \mathcal{M}) \max\{0, y^* - y\} = P(Y_0 = 1, Y_a = 0; \mathcal{M})$  where we have used  $U(a, y) = y$  and the fact that  $Y_{\bar{a}} \perp A$  and there are no latent confounders to give  $P(Y_0 = y^*, Y = y|a) = P(Y_0 = y^*, Y_a = y)$ . The harm is therefore the probability that a patient dies following treatment  $A = a$  and would have recovered had they received no treatment. In Appendix G we show that  $P(Y_0 = 1, Y_1 = 0) = 0$  (treatment 1 causes zero harm) and  $P(Y_0 = 1, Y_2 = 0) = 0.1$  (treatment 2 causes non-zero harm), reflecting our intuition that treatment 2 is more harmful than treatment 1, despite having the same causal effect / CATE. Hence, the counterfactual harm allows us to differentiate between these two treatments.

## 4 Harm in decision making

Now we have expressions for the expected harm and benefit, how can we incorporate these into the agent’s decisions? Consider two actions  $a, a'$  such that  $\mathbb{E}[b|a', x; \mathcal{M}] = \mathbb{E}[b|a, x; \mathcal{M}] + K$  and  $\mathbb{E}[h|a', x; \mathcal{M}] = \mathbb{E}[h|a, x; \mathcal{M}] + K$  where  $K \in \mathbb{R}$ . By Theorem 1 they must have the same expected utility, as  $\mathbb{E}[U|a', x] = \mathbb{E}[b|a', x; \mathcal{M}] - \mathbb{E}[h|a', x; \mathcal{M}] + \mathbb{E}[U|\bar{a}, x] = \mathbb{E}[b|a, x; \mathcal{M}] + K - \mathbb{E}[h|a, x; \mathcal{M}] - K + \mathbb{E}[U|\bar{a}, x] = \mathbb{E}[U|a, x]$ . Therefore expected utility maximizers are indifferent to harm, and will be willing to increase harm for an equal increase in benefit.

We say that an agent is *harm averse* if they are willing to risk causing harm only if they expect a comparatively greater benefit. Theorem 1 suggests a simple way to overcome harm indifference in the expected utility by assigning a higher weight to the harm component of the decomposition (8). If instead we maximize an adjusted expected utility  $\mathbb{E}[V|a, x; \mathcal{M}] := \mathbb{E}[U|x] + \mathbb{E}[b|a, x; \mathcal{M}] - (1 + \lambda)\mathbb{E}[h|a, x; \mathcal{M}]$  where  $\lambda \in \mathbb{R}$ , then if  $\mathbb{E}[V|a, x; \mathcal{M}] = \mathbb{E}[V|a', x; \mathcal{M}]$  and  $\mathbb{E}[h|a', x; \mathcal{M}] = \mathbb{E}[h|a, x; \mathcal{M}] + K$  then  $\mathbb{E}[b|a', x; \mathcal{M}] = \mathbb{E}[b|a, x; \mathcal{M}] + (1 + \lambda)K$ , and the agent is willing to trade harm for benefit at a  $1 : (1 + \lambda)$  ratio. Taking inspiration from risk aversion [57], we refer to  $\lambda$  as the agent’s *harm aversion*. To achieve the desired trade-off we replace the utility function with the harm-penalized utility (HPU),

**Definition 4** (Harm penalized utility (HPU)). *For utility  $U$  and an environment described by SCM  $\mathcal{M}$ , the harm-penalized utility (HPU) is,*

$$V(a, x, y; \mathcal{M}) = U(a, x, y) - \lambda h(a, x, y; \mathcal{M}) \quad (9)$$

where  $h(a, x, y; \mathcal{M})$  is the harm (Definition 3) and  $\lambda$  is the harm aversion.

For  $\lambda = 0$  the agent is *harm indifferent* and optimizes the standard expected utility. For  $\lambda > 0$  the agent is *harm averse*, and is willing to reduce the expected utility to achieve a greater reduction to the expected harm. For  $\lambda < 0$  the agent is *harm seeking*, and is willing to reduce the expected utility in order to increase the expected harm.

Maximizing the expected HPU allows agents to choose actions that balance the expected benefits and harms (Question 2 section 1). We refer to the expected HPU (9) as a *counterfactual objective function* as  $V(a, x, y; \mathcal{M})$  is a counterfactual expectation that cannot be evaluated without knowledge of  $\mathcal{M}$ . We refer to the expected utility as a *factual objective function*, as it can be evaluated on data alone without knowledge of  $\mathcal{M}$ . As we show in the following example, harm-aversion can lead to very different behaviours compared to other factual approaches to safety such as risk aversion [57].

**Example 3: assistant paradox.** Alice invests \$80 in the stock market, and expects a normally distributed return  $Y \sim \mathcal{N}(\mu, \sigma^2)$  with  $\mu = \sigma = \$100$ . She asks her new AI assistant to manage her investment, and after a lengthy analysis the AI identifies three possible actions;

1. Multiply the investment by  $0 \leq K \leq 20$ , resulting in a return  $Y \rightarrow KY$ ,
2. Perform a clever trade that Alice was unaware of, increasing her return by +\$10 with certainty,  $Y \rightarrow Y + 10$ ,
3. Cancel Alice’s investment, returning \$80.

Consider 3 agents,

1. Agent 1 maximizes expected return, choosing  $a = \arg \max_a \mathbb{E}[Y|a]$ ,
2. Agent 2 is risk-averse, in the sense of [57], choosing  $a = \arg \max_a \{\mathbb{E}[Y|a] - \lambda \text{Var}[Y|a]\}$ ,

3. Agent 3 is harm-averse, choosing  $a = \arg \max_a \{\mathbb{E}[Y|a] - \lambda \mathbb{E}[h|a; \mathcal{M}]\}$ .

In Appendix H we derive the optimal policies for Agents 1-3, and calculate the harm with respect to the default action where the agent leaves Alice’s investment unchanged (i.e. action 1,  $K = 1$ ). Agent 1 chooses action 1 and  $K = 20$ , maximising Alice’s return but also maximizing the expected harm—e.g. if Alice would have lost \$100 she will now lose \$2000. The standard approach in portfolio theory [58] is to use agent 2 with an appropriate risk aversion  $\lambda$ . However, agent 2 never chooses action 2 for any  $\lambda$ , despite action 2 always increasing Alice’s return (causing zero harm and non-zero benefit). Agent 2 will reduce or even cancel Alice’s investment (for  $\lambda > 0.0032$ ) rather than take action 2. This is because the risk-averse objective is factual, and cannot differentiate between losses caused by the agent’s actions from those that would have occurred regardless of the agent’s actions (i.e. due to exogenous fluctuations in return). Consequently, agent 2 treats all outcomes as being caused by its actions, and is willing to harm Alice by reducing or even cancelling her investment in order to minimize her risk. On the other hand agent 3 never reduces Alice’s expected return, choosing either action 1 or action 2 depending on the degree of harm aversion.

The surprising behaviour of agent 2 highlights that factual objectives (e.g. risk aversion) cannot capture preferences that depend not only on the outcome but on its cause. Alice may assign a different weight to losses that are caused by her assistant’s actions rather than by exogenous market fluctuations or her own actions—e.g. if she places a bet that would have made a return but was overridden by her assistant. Consequently she may prefer action 2 over action 1 or action 3 with  $K < 1$ . While this can be achieved using a factual objective function that favours action 2 a priori (assuming Alice is aware of this action), next we show this approach fails to generalize and actually leads to harmful policies.

## 5 Counterfactual reasoning is necessary for harm aversion

In the previous sections we saw examples where expected utility maximizers harm the user. However, these examples describe specific environments and utility functions, and assume the agent maximizes the expected utility instead of some other (potentially safer) objective. In this section we consider users with arbitrary utility functions and agents with arbitrary objectives to answer; when is maximizing the expected utility harmful? And are there other factual objective functions that can overcome this?

Factual objective functions can be expressed as the expected value of a real-valued function  $J(a, x, y)$ . Examples include the expected utility, cost functions [59], and the cumulative discounted reward [60]. Once  $J$  is specified the optimal actions in environment  $\mathcal{M}$  are given by,

$$a_{\max} = \arg \max_a \mathbb{E}[J|a, x] = \arg \max_a \int_y P(y|a, x; \mathcal{M}) J(a, x, y) \quad (10)$$

Note that (10) can be evaluated from data alone (i.e. from samples of the joint distribution of  $A, X$  and  $Y$ ) without knowledge of  $\mathcal{M}$ . In the following we relax our requirement that agents have some fixed harm aversion  $\lambda$ , requiring only that they don’t take strictly harmful actions.

**Definition 5** (Harmful actions & policies). *An action  $A = a$  is strictly harmful in context  $X = x$  and environment  $\mathcal{M}$  if there is  $a' \neq a$  such that  $\mathbb{E}[U|a', x] \geq \mathbb{E}[U|a, x]$  and  $\mathbb{E}[h|a', x; \mathcal{M}] < \mathbb{E}[h|a, x; \mathcal{M}]$ . A policy is strictly harmful if it assigns a non-zero probability to a strictly harmful action.*

**Definition 6** (Harmful objectives). *An objective  $\mathbb{E}[J|a, x]$  is strictly harmful in environment  $\mathcal{M}$  if there is a policy that maximizes the expected value of  $J$  and is strictly harmful.*

Note that strictly harmful actions violate any degree of harm aversion  $\lambda > 0$ , as the agent is willing to choose actions that are strictly more harmful for no additional benefit. In examples 1 and 2, treatment 2 is a strictly harmful action and the CATE is a strictly harmful objective for this decision task. First, we show that the expected HPU is not a strictly harmful objective in any environment,

**Theorem 2.** *For any utility functions  $U$ , environment  $\mathcal{M}$  and default action  $A = \bar{a}$  the expected HPU is not a strictly harmful objective for any  $\lambda > 0$ . (Proof: see Appendix K).*

It is vital that agents continue to pursue safe objectives following changes to the environment (distributional shifts). At the very least, agents should be able to re-train in the shifted environment without needing to tweak their objective functions. In SCMs distributional shifts are represented as interventions that change the exogenous noise distribution and/or the underlying causal mechanisms [61, 62]. We focus on distributional shifts that change the outcome distribution  $P(y|a, x; \mathcal{M})$  alone.

**Definition 7** (Outcome distributional shift). *For an environment described by SCM  $\mathcal{M}$ ,  $\mathcal{M} \rightarrow \mathcal{M}'$  is a shift in the outcome distribution if the exogenous noise distribution for  $Y$  changes  $P(e^Y; \mathcal{M}') \neq P(e^Y; \mathcal{M})$  and/or the causal mechanism changes  $f'_Y(a, x, e^Y) \neq f_Y(a, x, e^Y)$ .*

By Theorem 2 the HPU is never strictly harmful following any distributional shift, as it is not strictly harmful in any  $\mathcal{M}'$ . On the other hand, we find that maximizing almost any factual utility function will result in harmful policies under distributional shifts. In the following we assume some degree of outcome dependence in the user’s utility function.

**Definition 8** (Outcome dependence).  *$U(a, x, y)$  is outcome dependent for a set of actions  $C = \{a_1, \dots, a_N\}$  in context  $X = x$  if  $\forall a_i, a_j \in C, i \neq j, \max_y U(a_i, x, y) > \min_y U(a_j, x, y)$ .*

If there is no outcome dependence then the optimal action is independent of the outcome distribution  $P(y|x, x)$ , and no learning is required to determine the optimal policy. Typically we are interested in tasks that require some degree of learning and hence outcome dependence.

**Theorem 3.** *If for any context  $X = x$  the user’s utility function is outcome dependent for the default action in that context  $\bar{a}(x)$  and another action  $a \neq \bar{a}(x)$ , then there is an outcome distributional shift such that  $U$  is strictly harmful in the shifted environment. (Proof: see Appendix K).*

To understand the implications of Theorem 3 we can return to examples 1 & 2 and no longer assume a specific utility function or outcome statistics. Theorem 3 implies that for an agent maximizing the user’s utility, there is always a distributional shift such that the agent will cause unnecessary harm to patient in the shifted environment, compared to not treating them ( $\bar{a} = 0$ ) or any other default action. Unlike in examples 1 & 2 we allow the patient’s utility function to depend on the treatment choice, and for treatments to vary in effectiveness. The only assumption we make is that whatever the user’s utility function is, it is not true that  $U(A = a, x, Y = 0) > U(A = 0, x, Y = 1) \forall a, x$ . If this were true then the patient’s preferences are dominated by the agents action choice alone, i.e. the user would always prefer to die so long as they are treated, rather than not being treated and surviving.

While robust harm aversion is not possible for expected utility maximizers in general, it seems likely at first that we can train robustly harm-averse agents using other learning objectives. One possibility would be to use human interactions and demonstrations [63, 64, 65] that *implicitly* encode harm aversion, with  $J(a, x, y)$  representing user feedback or some learned (factual) reward model. In examples 1 & 2 users with utility  $U(a, x, y) = y$  could be altered to assign a higher cost to deaths following treatment 2 compared to treatment 1,  $J(A = 2, Y = 0) < J(A = 1, Y = 0)$ , with  $J$  implicitly encoding the harm caused by treatment 2. If there is some choice of  $J$  that implicitly encodes this harm-aversion in all shifted environments, this would allow robust harm-averse agents to be trained using standard statistical learning techniques without needing to learn  $\mathcal{M}$  or perform counterfactual inference. However, we now show this is not possible in general.

**Theorem 4.** *If for any context  $X = x$  the user’s utility function is outcome dependent for the default action in that context  $\bar{a}(x)$  and two other actions  $a_1, a_2 \neq \bar{a}(x)$ , then for any factual objective function  $J$  there is an outcome distributional shift such that  $J$  is strictly harmful in the shifted environment. (Proof: see Appendix K).*

Theorem 4 has profound consequences for the possibility of training safe agents with standard machine learning algorithms. It implies that agents optimizing factual objective functions may appear safe in their training environments but are guaranteed to pursue harmful policies (with respect to Definition 2) following certain distributional shifts, even if they are allowed to re-train. This is true regardless of the (factual) objective function we choose for the agent, and applies to any user whose utility function has some basic degree of outcome dependence. This is particularly concerning as all standard machine learning algorithms use factual objective functions. In section 6 we give a concrete example of a reasonable factual objective function and a distributional shift that renders it harmful.

**Example 4:** An AI assistant manages Alice’s health including medical treatments, clinical testing and lifestyle interventions. These actions have a causal effect on Alice’s health outcomes—e.g. disease progression, severity of symptoms, and medical costs, and Alice’s preferences depend on these outcomes and not just on the action chosen by the agent (outcome dependence). The agent maximizes a reward function over these health states and actions (factual objective), including feedback from Alice and clinicians in-the-loop which penalize harmful actions (implicit harm aversion) by comparing to standardised treatment rules (default actions). The agent appears to be safe and is deployed at scale. However, by Theorem 4 there exists a distributionally shifted environment such that the agent’s



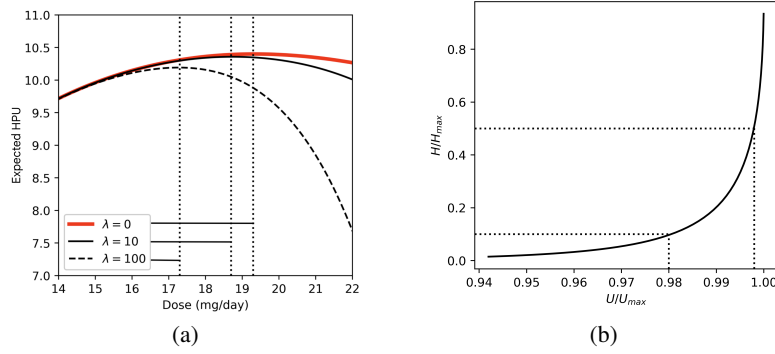


Figure 2: a) Expected HPU (Def 4) for the dose-response model (11) v.s. dosage of for  $\lambda = 0$ ,  $\lambda = 10$  and 100. Dotted lines show optimal doses. b)  $\mathbb{E}[h|a]/\mathbb{E}[h|a_{\max}]$  v.s.  $\mathbb{E}[U|a]/\mathbb{E}[U|a_{\max}]$  for  $a \leq a_{\max}$ . Dotted lines show doses reducing harm by 50% and 90% and utility by 0.2% and 2.0% respectively.

optimal policy is strictly harmful (Definition 5), in that it chooses needlessly harmful treatments for the patient, and this is true even if we train to convergence in the shifted environment.

## 6 Illustration: Dose-response models

How does harm aversion affect behaviour and performance in real-world tasks? And how can reasonable objective functions result in harmful policies following distributional shifts? In this section we apply the methods developed in section 4 to the task of determining optimal treatments. This problem has received much attention in recent years following advances in causal machine learning techniques [66] and growing commercial interests including recommendation [67], personalized medicine [55], epidemiology and econometrics [68] to name a few.

While harm is important for decision making in many of these areas, existing approaches reduce the problem to identifying treatment effects—e.g. maximizing the CATE (2)—which is indifferent to harm as shown in sections 3 and 5. This could result in needlessly harmful decisions being made, perhaps overlooking equally effective decisions that are far less harmful.

To demonstrate this we use a model for determining the effectiveness of the drug Aripiprazole learned from a meta-analysis of randomised control trial data [69]. This dose-response model predicts the reduction in symptom severity  $Y$  following treatment with a dose  $A$  (mg/day) of Aripiprazole using a generalized additive model (GAM) [70]—an interpretable machine learning model commonly used for dose-response analysis [71],

$$y = f(a, \theta_1, \theta_2, \varepsilon) = \theta_1 a + \theta_2 f(a) + \varepsilon \quad (11)$$

where  $\theta_i \sim \mathcal{N}(\hat{\theta}_i, V_i)$  are random effects parameters,  $\varepsilon \sim \mathcal{N}(0, V_\varepsilon)$  is a noise parameter, and  $f(a)$  is a cubic spline function (for details and parameters see Appendix J). We assume  $U(a, y) = y$  and measure harm in comparison to the zero dose  $\bar{a} = 0$ . In Appendix J we derive a closed-form expression for the expected harm in GAMs.

We calculate the expected HPU (4) for  $\lambda = 0, 10, 100$  (Figure 2 a)). In this context a relatively large  $\lambda$  is appropriate to ensure a high ratio of expected benefit to harm required for medical interventions [72]. We find that the optimal dose is highly sensitive to  $\lambda$ , for example reducing from 19.3 mg/day to 17.3 mg/day for  $\lambda = 100$ . On the other hand, these lower-harm doses achieve a similar improvement in symptom severity compared to the optimal dose. Figure 2 b) shows the trade-off between expected utility and harm relative to the optimal dosage  $a_{\text{CATE}} = \arg \max_a \mathbb{E}[Y_a]$ . For almost-optimal doses we observe a steep harm gradient, with small improvements in symptom severity requiring large increases in harm. For example, choosing a lower dose than  $a_{\text{CATE}}$  one can reduce harm by 90% while only reducing the treatment effect by 2%. This demonstrates that ignoring harm while maximizing expected utility will often result in extreme harm values (an example of Goodhart’s law [73]).

Finally, we consider identifying safe doses using a reasonable factual objective function (risk-aversion) and describe how this can result in harm following distributional shifts. Consider the

risk-averse objective  $\mathbb{E}[J|a] = \mathbb{E}[Y_a] - \beta \text{Var}[Y_a]$ . As  $\text{Var}[Y_a]$  increases with dose, this objective also selects lower harm doses in our example. However, consider a distributional shift where (11) gains an additional noise term,  $y = f(a, \theta_1, \theta_2, \varepsilon, \eta) = \theta_1 a + \theta_2 f(a) + \varepsilon + \eta^Y (10 - 0.5a)$  where  $\eta^Y \sim \mathcal{N}(0, 1)$ , e.g. describing a shift where untreated patients ( $A = 0$ ) have a high variation in outcome  $Y$  which decreases as the dose increases. It is simple to check that, for  $a = \arg \max_a \mathbb{E}[U|a]$  and  $a' = \arg \max_a \mathbb{E}[J|a]$ ,  $E[U|a] > E[U|a']$  and  $E[h|a] < E[h|a'] \forall \beta > 0$  in this shifted environment. Hence risk averse agents are strictly harmful in the shifted environment (Definition 6).

## 7 Related work

In appendix L.3 we discuss two related works, path-specific counterfactual fairness [33, 74] and path-specific objectives [75], which similarly use counterfactual contrasts with a baseline to impose ethical constraints on objective functions.

Following the publication of our results an alternative causal definition of harm has been proposed [76, 77]. In the simplest settings with single actions and outcomes, this work defines an action as harmful in a deterministic environment if i) the utility is lower than a default value and ii) any other action the agent could have taken would have resulted in a higher utility. In Appendix E we describe this definition and present examples where it gives counter-intuitive results including attributing harm to unharmed actions. Furthermore, as described in [76] this definition is intractable except for simple causal models with low-dimensional variables, which limits its applicability to machine learning models (for example, this definition cannot be used for the dose-response model in section 6 which has a continuous action-outcome space).

## 8 Conclusion

One of the core assumptions of statistical learning theory is that human preferences can be expressed solely in terms of states of the world, while the underlying dynamical (i.e. causal) relations between these states can be ignored. This assumption allows goals to be expressed as factual objective functions and optimized on data without needing to learn causal models or perform counterfactual inference. According to this view, all behaviours we care about can be achieved using the first two levels of Pearl’s hierarchy [78]. In this article we have argued against this view. We proposed the first statistical definition of harm and showed that agents optimizing factual objective functions are incapable of robustly avoiding harmful actions in general. We have demonstrated how our definition of harm can be used to meaningfully reduce the harms caused by machine learning algorithms, using the example of a simple model for determining optimal drug doses. The ability to avoid causing harm is a vital for the deployment of safe and ethical AI [79], and our results add weight to view that advanced AI systems will be severely limited if they are incapable of making causal and counterfactual inferences [80].

## 9 Acknowledgements

The authors would like to thank the NeurIPS reviewers for their details comments and to thank Tom Everitt, Ryan Carey, Albert Buchard, Sander Beckers, Hana Chockler and Joseph Halpern for their helpful discussions and comments on the manuscript.

## References

- [1] Jeffrey De Fauw, Joseph R Ledsam, Bernardino Romera-Paredes, Stanislav Nikolov, Nenad Tomasev, Sam Blackwell, Harry Askham, Xavier Glorot, Brendan O’Donoghue, Daniel Visentin, et al. Clinically applicable deep learning for diagnosis and referral in retinal disease. *Nature medicine*, 24(9):1342–1350, 2018.
- [2] Eric J Topol. High-performance medicine: the convergence of human and artificial intelligence. *Nature medicine*, 25(1):44–56, 2019.
- [3] Ziad Obermeyer, Brian Powers, Christine Vogeli, and Sendhil Mullainathan. Dissecting racial bias in an algorithm used to manage the health of populations. *Science*, 366(6464):447–453, 2019.

- [4] Aleš Završnik. Algorithmic justice: Algorithms and big data in criminal justice settings. *European Journal of Criminology*, 18(5):623–642, 2021.
- [5] Julia Angwin, Jeff Larson, Surya Mattu, and Lauren Kirchner. Machine bias. *ProPublica*, May, 23(2016):139–159, 2016.
- [6] Danielle Leah Kehl and Samuel Ari Kessler. Algorithms in the criminal justice system: Assessing the use of risk assessments in sentencing. *Responsive Communities Initiative, Berkman Klein Center for Internet & Society, Harvard Law School*, 2017.
- [7] Kristin Johnson, Frank Pasquale, and Jennifer Chapman. Artificial intelligence, machine learning, and bias in finance: toward responsible innovation. *Fordham L. Rev.*, 88:499, 2019.
- [8] Daniel Belanche, Luis V Casaló, and Carlos Flavián. Artificial intelligence in fintech: understanding robo-advisors adoption among customers. *Industrial Management & Data Systems*, 2019.
- [9] Peter Martey Addo, Dominique Guegan, and Bertrand Hassani. Credit risk analysis using machine and deep learning models. *Risks*, 6(2):38, 2018.
- [10] Wilko Schwarting, Javier Alonso-Mora, and Daniela Rus. Planning and decision-making for autonomous vehicles. *Annual Review of Control, Robotics, and Autonomous Systems*, 1: 187–210, 2018.
- [11] James J Heckman. Randomization and social policy evaluation. *Evaluating welfare and training programs*, 1:201–30, 1992.
- [12] Alexander Balke and Judea Pearl. Counterfactual probabilities: Computational methods, bounds and applications. In *Uncertainty Proceedings 1994*, pages 46–54. Elsevier, 1994.
- [13] Daniel K Sokol. “first do no harm” revisited. *Bmj*, 347, 2013.
- [14] Albert C Lin. The unifying role of harm in environmental law, 2006 wis. *L. Rev.*, 897:904, 2006.
- [15] John Stuart Mill. *On liberty and the subjection of women*. Penguin UK, 2006.
- [16] Isaac Asimov. *I, robot*, volume 1. Spectra, 2004.
- [17] Justin Klocksiem. A defense of the counterfactual comparative account of harm. *American Philosophical Quarterly*, 49(4):285–300, 2012.
- [18] Joel Feinberg. *Harm to others*, volume 1. Oxford University Press on Demand, 1987.
- [19] Judea Pearl. *Causality*. Cambridge university press, 2009.
- [20] Elias Bareinboim, Juan D Correa, Duligur Ibeling, and Thomas Icard. On pearl’s hierarchy and the foundations of causal inference. *ACM Special Volume in Honor of Judea Pearl (provisional title)*, 2:4, 2020.
- [21] Ilya Shpitser and Judea Pearl. Identification of conditional interventional distributions. *arXiv preprint arXiv:1206.6876*, 2012.
- [22] Jason Abrevaya, Yu-Chin Hsu, and Robert P Lieli. Estimating conditional average treatment effects. *Journal of Business & Economic Statistics*, 33(4):485–505, 2015.
- [23] Uri Shalit, Fredrik D Johansson, and David Sontag. Estimating individual treatment effect: generalization bounds and algorithms. In *International Conference on Machine Learning*, pages 3076–3085. PMLR, 2017.
- [24] Joseph Y Halpern. *Actual causality*. MIT Press, 2016.
- [25] Jin Tian and Judea Pearl. Probabilities of causation: Bounds and identification. *Annals of Mathematics and Artificial Intelligence*, 28(1):287–313, 2000.
- [26] Joseph Halpern and Max Kleiman-Weiner. Towards formal definitions of blameworthiness, intention, and moral responsibility. In *Proceedings of the AAAI Conference on Artificial Intelligence*, volume 32, 2018.
- [27] Max Kleiman-Weiner, Tobias Gerstenberg, Sydney Levine, and Joshua B Tenenbaum. Inference of intention and permissibility in moral decision making. In *CogSci*, 2015.
- [28] David A Lagnado, Tobias Gerstenberg, and Ro’i Zultan. Causal responsibility and counterfactuals. *Cognitive science*, 37(6):1036–1073, 2013.

- [29] Sandra Wachter, Brent Mittelstadt, and Chris Russell. Counterfactual explanations without opening the black box: Automated decisions and the gdpr. *Harv. JL & Tech.*, 31:841, 2017.
- [30] Prashan Madumal, Tim Miller, Liz Sonenberg, and Frank Vetere. Explainable reinforcement learning through a causal lens. In *Proceedings of the AAAI Conference on Artificial Intelligence*, volume 34, pages 2493–2500, 2020.
- [31] Tom Everitt, Marcus Hutter, Ramana Kumar, and Victoria Krakovna. Reward tampering problems and solutions in reinforcement learning: A causal influence diagram perspective. *Synthese*, pages 1–33, 2021.
- [32] Tom Everitt, Ramana Kumar, Victoria Krakovna, and Shane Legg. Modeling agi safety frameworks with causal influence diagrams. *arXiv preprint arXiv:1906.08663*, 2019.
- [33] Matt J Kusner, Joshua Loftus, Chris Russell, and Ricardo Silva. Counterfactual fairness. In I. Guyon, U. V. Luxburg, S. Bengio, H. Wallach, R. Fergus, S. Vishwanathan, and R. Garnett, editors, *Advances in Neural Information Processing Systems*, volume 30. Curran Associates, Inc., 2017.
- [34] Andrew Forney, Judea Pearl, and Elias Bareinboim. Counterfactual data-fusion for online reinforcement learners. In *International Conference on Machine Learning*, pages 1156–1164. PMLR, 2017.
- [35] Lars Buesing, Theophane Weber, Yori Zwols, Sebastien Racaniere, Arthur Guez, Jean-Baptiste Lespiau, and Nicolas Heess. Woulda, coulda, shoulda: Counterfactually-guided policy search. *arXiv preprint arXiv:1811.06272*, 2018.
- [36] Jonathan G Richens, Ciarán M Lee, and Saurabh Johri. Improving the accuracy of medical diagnosis with causal machine learning. *Nature communications*, 11(1):1–9, 2020.
- [37] Nick Pawlowski, Daniel Coelho de Castro, and Ben Glocker. Deep structural causal models for tractable counterfactual inference. *Advances in Neural Information Processing Systems*, 33:857–869, 2020.
- [38] Yulei Niu, Kaihua Tang, Hanwang Zhang, Zhiwu Lu, Xian-Sheng Hua, and Ji-Rong Wen. Counterfactual vqa: A cause-effect look at language bias. In *Proceedings of the IEEE/CVF Conference on Computer Vision and Pattern Recognition*, pages 12700–12710, 2021.
- [39] Amin Parvaneh, Ehsan Abbasnejad, Damien Teney, Javen Qinfeng Shi, and Anton van den Hengel. Counterfactual vision-and-language navigation: Unravelling the unseen. *Advances in Neural Information Processing Systems*, 33:5296–5307, 2020.
- [40] Nishtha Madaan, Inkit Padhi, Naveen Panwar, and Diptikalyan Saha. Generate your counterfactuals: Towards controlled counterfactual generation for text. In *Proceedings of the AAAI Conference on Artificial Intelligence*, volume 35, pages 13516–13524, 2021.
- [41] Cedric M Smith. Origin and uses of *primum non nocere*—above all, do no harm! *The Journal of Clinical Pharmacology*, 45(4):371–377, 2005.
- [42] W David Ross. *Foundations of ethics*. Read Books Ltd, 2011.
- [43] Ben Bradley. Doing away with harm 1. *Philosophy and Phenomenological Research*, 85(2): 390–412, 2012.
- [44] Richard W Wright. Causation in tort law. *Calif. L. Rev.*, 73:1735, 1985.
- [45] Joel Feinberg. Wrongful life and the counterfactual element in harming. *Social Philosophy and Policy*, 4(1):145–178, 1986.
- [46] Matthew Hanser. The metaphysics of harm. *Philosophy and Phenomenological Research*, 77(2):421–450, 2008.
- [47] Oskar Morgenstern and John Von Neumann. *Theory of games and economic behavior*. Princeton university press, 1953.
- [48] Alastair Norcross. Harming in context. *Philosophical Studies*, 123(1-2):149–173, 2005.
- [49] Elizabeth Harman. Harming as causing harm. In *Harming future persons*, pages 137–154. Springer, 2009.
- [50] A Philip Dawid. Influence diagrams for causal modelling and inference. *International Statistical Review*, 70(2):161–189, 2002.

- [51] David Heckerman and Ross Shachter. A decision-based view of causality. In *Uncertainty Proceedings 1994*, pages 302–310. Elsevier, 1994.
- [52] Leonard J Savage. *The foundations of statistics*. Courier Corporation, 1972.
- [53] Peter C Fishburn. *The foundations of expected utility*, volume 31. Springer Science & Business Media, 2013.
- [54] Mattia Proserpi, Yi Guo, Matt Sperrin, James S Koopman, Jae S Min, Xing He, Shannan Rich, Mo Wang, Iain E Buchan, and Jiang Bian. Causal inference and counterfactual prediction in machine learning for actionable healthcare. *Nature Machine Intelligence*, 2(7):369–375, 2020.
- [55] Ioana Bica, Ahmed M Alaa, Craig Lambert, and Mihaela Van Der Schaar. From real-world patient data to individualized treatment effects using machine learning: Current and future methods to address underlying challenges. *Clinical Pharmacology & Therapeutics*, 109(1): 87–100, 2021.
- [56] Ilya Shpitser and Judea Pearl. What counterfactuals can be tested. *arXiv preprint arXiv:1206.5294*, 2012.
- [57] Ronald A Howard and James E Matheson. Risk-sensitive markov decision processes. *Management science*, 18(7):356–369, 1972.
- [58] Harry M Markowitz. *Portfolio selection*. Yale university press, 1968.
- [59] James O Berger. *Statistical decision theory and Bayesian analysis*. Springer Science & Business Media, 2013.
- [60] Richard S Sutton and Andrew G Barto. *Reinforcement learning: An introduction*. MIT press, 2018.
- [61] Jonas Peters, Dominik Janzing, and Bernhard Schölkopf. *Elements of causal inference: foundations and learning algorithms*. The MIT Press, 2017.
- [62] Bernhard Schölkopf, Francesco Locatello, Stefan Bauer, Nan Rosemary Ke, Nal Kalchbrenner, Anirudh Goyal, and Yoshua Bengio. Toward causal representation learning. *Proceedings of the IEEE*, 109(5):612–634, 2021.
- [63] Paul Christiano, Jan Leike, Tom B Brown, Miljan Martic, Shane Legg, and Dario Amodei. Deep reinforcement learning from human preferences. *arXiv preprint arXiv:1706.03741*, 2017.
- [64] Jan Leike, David Krueger, Tom Everitt, Miljan Martic, Vishal Maini, and Shane Legg. Scalable agent alignment via reward modeling: a research direction. *arXiv preprint arXiv:1811.07871*, 2018.
- [65] Ashvin Nair, Bob McGrew, Marcin Andrychowicz, Wojciech Zaremba, and Pieter Abbeel. Overcoming exploration in reinforcement learning with demonstrations. In *2018 IEEE International Conference on Robotics and Automation (ICRA)*, pages 6292–6299. IEEE, 2018.
- [66] Liuyi Yao, Sheng Li, Yaliang Li, Mengdi Huai, Jing Gao, and Aidong Zhang. Representation learning for treatment effect estimation from observational data. *Advances in Neural Information Processing Systems*, 31, 2018.
- [67] Dawen Liang, Laurent Charlin, and David M Blei. Causal inference for recommendation. In *Causation: Foundation to Application, Workshop at UAI. AUAI*, 2016.
- [68] Guido W Imbens and Donald B Rubin. *Causal inference in statistics, social, and biomedical sciences*. Cambridge University Press, 2015.
- [69] Alessio Crippa and Nicola Orsini. Dose-response meta-analysis of differences in means. *BMC medical research methodology*, 16(1):1–10, 2016.
- [70] Trevor J Hastie and Robert J Tibshirani. *Generalized additive models*. Routledge, 2017.
- [71] Loic Desquilbet and François Mariotti. Dose-response analyses using restricted cubic spline functions in public health research. *Statistics in medicine*, 29(9):1037–1057, 2010.
- [72] FDA. Benefit-risk assessment in drug regulatory decision-making. *Draft PDUFA VI Implementation Plan (FY 2018–2022)* < <https://www.fda.gov/downloads/For Industry/ UserFees/ PrescriptionDrugUserFee/ UCM60>, 2885, 2018.
- [73] Simon Zhuang and Dylan Hadfield-Menell. Consequences of misaligned ai. *arXiv preprint arXiv:2102.03896*, 2021.

- [74] Silvia Chiappa. Path-specific counterfactual fairness. In *Proceedings of the AAAI Conference on Artificial Intelligence*, volume 33, pages 7801–7808, 2019.
- [75] Sebastian Farquhar, Ryan Carey, and Tom Everitt. Path-specific objectives for safer agent incentives. *arXiv preprint arXiv:2204.10018*, 2022.
- [76] Sander Beckers, Hana Chockler, and Joseph Y. Halpern. A quantitative account of harm. 2022.
- [77] Sander Beckers, Hana Chockler, and Joseph Y. Halpern. A causal analysis of harm. 2022.
- [78] Judea Pearl. The seven tools of causal inference, with reflections on machine learning. *Communications of the ACM*, 62(3):54–60, 2019.
- [79] Nick Bostrom and Eliezer Yudkowsky. The ethics of artificial intelligence. *The Cambridge handbook of artificial intelligence*, 1:316–334, 2014.
- [80] Judea Pearl. Theoretical impediments to machine learning with seven sparks from the causal revolution. *arXiv preprint arXiv:1801.04016*, 2018.
- [81] Chen Avin, Ilya Shpitser, and Judea Pearl. Identifiability of path-specific effects. 2005.
- [82] Erik Carlson, Jens Johansson, and Olle Risberg. Causal accounts of harming. *Pacific Philosophical Quarterly*, 2021.
- [83] Michael R Waldmann and Jörn H Dieterich. Throwing a bomb on a person versus throwing a person on a bomb: Intervention myopia in moral intuitions. *Psychological science*, 18(3):247–253, 2007.
- [84] Erik Carlson, Jens Johansson, and Olle Risberg. Causal accounts of harming. *Pacific Philosophical Quarterly*, 103(2):420–445, 2022.
- [85] Juan Correa and Elias Bareinboim. A calculus for stochastic interventions: Causal effect identification and surrogate experiments. In *Proceedings of the AAAI Conference on Artificial Intelligence*, volume 34, pages 10093–10100, 2020.
- [86] Neil Feit. Harming by failing to benefit. *Ethical theory and moral practice*, 22(4):809–823, 2019.
- [87] William L Holden, Juhaeri Juhaeri, and Wanju Dai. Benefit-risk analysis: a proposal using quantitative methods. *Pharmacoepidemiology and drug safety*, 12(7):611–616, 2003.
- [88] Joseph Halpern. A modification of the halpern-pearl definition of causality. In *Twenty-Fourth International Joint Conference on Artificial Intelligence*, 2015.
- [89] S Kay, Lewis A Opler, Abraham Fiszbein, PM Ramirez, MGA Opler, and L White. Positive and negative syndrome scale. *GROUP*, 1:4, 1992.
- [90] Andrew J Cutler, Ronald N Marcus, Sterling A Hardy, Amy O’Donnell, William H Carson, and Robert D McQuade. The efficacy and safety of lower doses of aripiprazole for the treatment of patients with acute exacerbation of schizophrenia. *CNS spectrums*, 11(9):691–702, 2006.
- [91] Joseph P McEvoy, David G Daniel, William H Carson Jr, Robert D McQuade, and Ronald N Marcus. A randomized, double-blind, placebo-controlled, study of the efficacy and safety of aripiprazole 10, 15 or 20 mg/day for the treatment of patients with acute exacerbations of schizophrenia. *Journal of psychiatric research*, 41(11):895–905, 2007.
- [92] John M Kane, William H Carson, Anutosh R Saha, Robert D McQuade, Gary G Ingenito, Dan L Zimbroff, and Mirza W Ali. Efficacy and safety of aripiprazole and haloperidol versus placebo in patients with schizophrenia and schizoaffective disorder. *Journal of Clinical Psychiatry*, 63(9):763–771, 2002.
- [93] Steven G Potkin, Anutosh R Saha, Mary J Kujawa, William H Carson, Mirza Ali, Elyse Stock, Joseph Stringfellow, Gary Ingenito, and Stephen R Marder. Aripiprazole, an antipsychotic with a novel mechanism of action, and risperidone vs placebo in patients with schizophrenia and schizoaffective disorder. *Archives of general psychiatry*, 60(7):681–690, 2003.
- [94] Erick H Turner, Daniel Knoepflmacher, and Lee Shapley. Publication bias in antipsychotic trials: an analysis of efficacy comparing the published literature to the us food and drug administration database. *PLoS medicine*, 9(3):e1001189, 2012.
- [95] Niki Kilbertus, Philip J Ball, Matt J Kusner, Adrian Weller, and Ricardo Silva. The sensitivity of counterfactual fairness to unmeasured confounding. In *Uncertainty in artificial intelligence*, pages 616–626. PMLR, 2020.

- [96] Junzhe Zhang, Jin Tian, and Elias Bareinboim. Partial counterfactual identification from observational and experimental data. In *International Conference on Machine Learning*, pages 26548–26558. PMLR, 2022.
- [97] Trevor Hastie and Robert Tibshirani. Generalized additive models for medical research. *Statistical methods in medical research*, 4(3):187–196, 1995.
- [98] Kai Epstude and Neal J Roese. The functional theory of counterfactual thinking. *Personality and social psychology review*, 12(2):168–192, 2008.
- [99] Tobias Gerstenberg, Noah D Goodman, David A Lagnado, and Joshua B Tenenbaum. A counterfactual simulation model of causal judgments for physical events. *Psychological Review*, 128(5):936, 2021.
- [100] Jacob C Reinhold, Aaron Carass, and Jerry L Prince. A structural causal model for mr images of multiple sclerosis. In *International Conference on Medical Image Computing and Computer-Assisted Intervention*, pages 782–792. Springer, 2021.
- [101] Adrian Tousignant, Paul Lemaître, Doina Precup, Douglas L Arnold, and Tal Arbel. Prediction of disease progression in multiple sclerosis patients using deep learning analysis of mri data. In *International conference on medical imaging with deep learning*, pages 483–492. PMLR, 2019.
- [102] Stratis Tsirtsis, Abir De, and Manuel Rodriguez. Counterfactual explanations in sequential decision making under uncertainty. *Advances in Neural Information Processing Systems*, 34: 30127–30139, 2021.
- [103] Siqi Liu, Kay Choong See, Kee Yuan Ngiam, Leo Anthony Celi, Xingzhi Sun, Mengling Feng, et al. Reinforcement learning for clinical decision support in critical care: comprehensive review. *Journal of medical Internet research*, 22(7):e18477, 2020.
- [104] Chao Yu, Jiming Liu, Shamim Nemati, and Guosheng Yin. Reinforcement learning in healthcare: A survey. *ACM Computing Surveys (CSUR)*, 55(1):1–36, 2021.
- [105] Dario Amodei, Chris Olah, Jacob Steinhardt, Paul Christiano, John Schulman, and Dan Mané. Concrete problems in ai safety. *arXiv preprint arXiv:1606.06565*, 2016.
- [106] Laura Weidinger, John Mellor, Maribeth Rauh, Conor Griffin, Jonathan Uesato, Po-Sen Huang, Myra Cheng, Mia Glaese, Borja Balle, Atoosa Kasirzadeh, et al. Ethical and social risks of harm from language models. *arXiv preprint arXiv:2112.04359*, 2021.
- [107] Ninareh Mehrabi, Fred Morstatter, Nripsuta Saxena, Kristina Lerman, and Aram Galstyan. A survey on bias and fairness in machine learning. *ACM Computing Surveys (CSUR)*, 54(6): 1–35, 2021.
- [108] Robert Challen, Joshua Denny, Martin Pitt, Luke Gompels, Tom Edwards, and Krasimira Tsaneva-Atanasova. Artificial intelligence, bias and clinical safety. *BMJ Quality & Safety*, 28(3):231–237, 2019.
- [109] David Leslie. Understanding artificial intelligence ethics and safety. *arXiv preprint arXiv:1906.05684*, 2019.

## Appendices

### A

In this appendix we present the general version of Definition 3 allowing harm and benefit to be measured along specific causal paths.

The path-specific counterfactual harm measures the harm caused by an action  $A = a$  compared to a default action  $A = \bar{a}$  when, rather than generating the counterfactual outcome by including all causal paths from  $A = \bar{a}$  to outcome variables  $Y$ , we consider only the effect along certain paths  $g$ . This is somewhat analogous to the path specific causal effect [81], as we are using the  $g$ -specific intervention  $A = \bar{a}$  on  $Y$  in the counterfactual world relative to reference  $A = a$  (the factual action).

**Definition 9** (Path-specific counterfactual harm & benefit). *Let  $G$  be the DAG associated with model  $\mathcal{M}$  and  $g$  be the edge sub-graph of  $G$  containing the paths we include in the harm analysis. The path specific harm caused by action  $A = a$  compared to default action  $A = \bar{a}$  is given by*

$$h_g(a, x, y; \mathcal{M}) = \int_{y^*} P(Y_{\bar{a}, \mathcal{M}_g} = y^* | a, x, y; \mathcal{M}) \max\{0, U(\bar{a}, x, y^*) - U(a, x, y)\} \quad (12)$$

$$= \int_{y^*, e} P(Y_{\bar{a}} = y^* | e; \mathcal{M}_g) P(e | a, x, y; \mathcal{M}) \max\{0, U(\bar{a}, x, y^*) - U(a, x, y)\} \quad (13)$$

Where  $Y_{\bar{a}, \mathcal{M}_g}$  is the counterfactual outcome  $Y$  under intervention  $do(A = \bar{a})$  in model  $\mathcal{M}_g$  where  $\mathcal{M}_g$  is formed from  $\mathcal{M}$  by replacing the causal mechanisms for each variable  $f^i(pa^i, e) \rightarrow f_g^i(pa^i(g)^*, e) = f^i(pa^i(g)^*, pa^i(\bar{g}), e)$ , where  $Pa^i(\bar{g})$  is the set of parents of  $V^{(i)}$  that are not linked to  $V^{(i)}$  in  $g$  and  $pa^i(\bar{g})$  is the factual state of those variables.  $E = e$  is the joint state of the exogenous noise variables in  $\mathcal{M}$ . Likewise, the expected benefit is

$$b_g(a, x, y; \mathcal{M}) = \int_{y^*} P(Y_{\bar{a}, \mathcal{M}_g} = y^* | a, x, y; \mathcal{M}) \max\{0, U(a, x, y) - U(\bar{a}, x, y^*)\} \quad (14)$$

Note that if we following the construction of  $\mathcal{M}_g$  in [81] we get that  $\mathcal{M}_g$  is formed from  $\mathcal{M}$  by i) partitioning the parent set for each variable  $V^{(i)}$  in  $\mathcal{M}$  into  $Pa^i = \{Pa^i(g), Pa^i(\bar{g})\}$  where  $Pa^i(g)$  are the parents that are linked to  $V^{(i)}$  in  $g$  and  $Pa^i(\bar{g})$  is the complimentary set, ii) replacing the mechanisms for each variable with  $f^i(pa^i, e^i) \rightarrow f_g^i(pa^i, e^i) = f^i(pa^i(g)^*, pa^i(\bar{g}), e^i)$  where  $pa^i(\bar{g})$  takes the value of  $PA^i(\bar{g})_z$  in  $\mathcal{M}$  where  $A = z$  is the reference action. However, in (12) and (14) we condition on the state of all factual variables and assume no unobserved confounders, and the reference action is the factual action state. Therefore the state of  $PA^i(\bar{g})_a$  in  $\mathcal{M}$  is equal to the factual state of these variables, giving our simplified construction for  $\mathcal{M}_g$ .

We give examples of computing the path-specific harm in Appendices B-D. In these examples we typically focus on causal models with an action  $A$ , an outcome  $Y$  and another mediating outcome  $Z$  s.t.  $A \rightarrow Z \rightarrow Y$  and  $A \rightarrow Y$ , and  $U = U(Y)$ . We refer to the path-specific harm where we restrict to  $A \rightarrow Y$  as the ‘direct harm’, the path specific harm where we restrict to  $A \rightarrow Z \rightarrow Y$  as the ‘indirect harm’, and the ‘total harm’ when we do not exclude any causal path.

### B

In this appendix we discuss the omission problem and pre-emption problem [43], and the preventing worse problem [82], and show how these can be resolved using our definition of counterfactual harm (Definition 3 and its path-specific variant Definition 9). We also discuss some alternative definitions of harm.

**Omission Problem:** Alice decides not to give Bob a set of golf clubs. Bob would be happy if Alice had given him the golf clubs. Therefore, according to the CCA, Alice’s decision not to give Bob the clubs causes Bob harm. However, intuitively Alice has not harmed Bob, but merely failed to benefit him [43].



*Solution:* The omission problem relies on the judgement that Alice does not have a ethical obligation to provide Bob with golf clubs, therefore her choice not to do so does not constitute harm to Bob. In our definition of harm, this implies the obvious default action be that Alice not giving Bob clubs by default, i.e. the desired harm query is the harm caused by Alice’s action compared to baseline where Alice does not give Bob club. To compute the harm we construct the model  $\mathcal{M}$  comprising of two variables; Alice’s action  $A \in \{0, 1\}$  where  $A = 0$  indicates ‘Bob not given clubs’ and  $A = 1$  ‘Bob given clubs’, and outcome  $Y \in \{0, 1\}$  where  $Y = 1$  indicates ‘Bob has clubs’ and  $Y = 0$  indicates ‘Bob does not have clubs’. The default action  $A = \bar{a}$  is  $\bar{a} = 0$ . The causal mechanism for  $Y$  is  $y = a$ , i.e. Bob has clubs iff he is given them. Whatever utility function describes Bob’s preferences, the action  $A = 0$  causes no harm in this model (Lemma 3 Appendix K) as  $P(Y_0 = y^* | A = 0, Y = y) = \delta(y^* - y)$  (factual  $a$  and counterfactual  $\bar{a}$  are identical) and for non-zero harm we require  $y^* \neq y$ .

Note there are other reasonable scenarios where Alice’s actions would constitute harm. For example, if Alice was a clerk in a golf shop and Bob had pre-paid for a set of golf clubs, we could claim that ‘the clerk Alice harmed Bob by not giving him golf clubs’. In this case, we would expect Alice to give Bob the clubs by default (she has a ethical obligation to do so) and the harm query we want is the same as before but measured against a different baseline—the counterfactual world where Alice gives Bob clubs. In this case the action  $A = 0$  causes harm to Bob. For example, if Bob’s utility is  $U(y) = y$  (i.e. 1 for clubs, 0 for no clubs), then the harm caused by Alice is  $P(Y_{A=1} = 1 | A = 0, Y = 0) = 1$ .

**Preemption Problem:** Alice robs Bob of his golf clubs. A moment later, Eve would have robbed Bob of his clubs. Therefore, Alice’s action does not cause Bob to be worse off as he would have lost his clubs regardless of her actions, and so by the CCA Alice does not harm Bob by robbing him. However, intuitively Alice harms Bob by robbing him, regardless of what occurs later [43].

Let  $A = \{1, 0\}$  denote Alice {robbing, not robbing} Bob respectively, and similarly  $E = \{1, 0\}$  for Eve.  $B = \{1, 0\}$  denotes Bob {has clubs, does not have clubs}. Assume Bob’s utility is  $U(b) = b$ . The causal mechanisms are  $e = 1 - a$  (Eve always robs Bob if Alice doesn’t) and  $b = 1 - a \vee e$  (Bob has no clubs if either Alice or Eve robs him). See Figure 3 for the causal model depicting these variables.

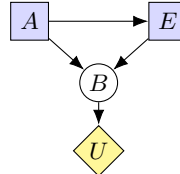


Figure 3: SCM depicting the preemption problem.

Note that while Alice’s action is an actual cause of Bob not having clubs, it is also an actual cause of Eve not robbing Bob, which is an event equally as bad as Alice robbing Bob. Intuitively, when we claim that Alice robbing Bob was harmful, we are making a claims about the direct effects of Alice’s actions on Bob independently of their effect on Eve’s actions (independent of the effect that her action has mediated through Eves action, preventing Eve from robbing Bob), i.e we are concerned with the direct harm caused by Alice’s actions on Bob (Definition 9).

The relevant harm query is the path-specific harm where we compare to the default action where Alice does not rob Bob,  $\bar{a} = 0$ . We want to determine the harm caused by Alice’s action independently of its effect on Eve’s action, which we do by blocking the path  $\bar{g} = \{A \rightarrow E\}$ . Applying Definition 9 amounts to replacing the mechanism for  $E$  with  $f_g^E(a) \rightarrow f_g^E(A = 1) = 0$ , i.e.  $E$  is evaluated for the factual value of  $A$ . We then compute the harm using the counterfactual default action  $A = 0$ , giving the counterfactual  $B(A = 0, E = 0) = 1$ , which gives a counterfactual utility of 1 compared to a factual utility of 0. Therefore Alice directly harmed Bob by robbing him.

Note we can also choose a different model where we explicitly represent the outcomes of the two agents decisions and the temporal order in which they occur (Figure 4). In this case the relevant harm query is essentially the same; the path specific harm where we determine the harm caused by Alice’s action independently of the effect it has on whether or not Eve robs Bob (i.e.  $\bar{g} = \{R_A \rightarrow R_E\}$ ).

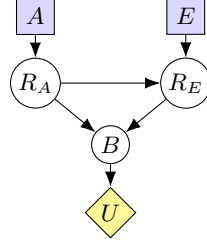


Figure 4: SCM depicting the preemption problem explicitly representing the temporal asymmetry between Alice and Eve’s actions effecting Bob.

**Preventing worse:** We provide two versions of the preventing worse problem [82] which have identical causal models but intuitively different harms attributed to Alice’s action.

Case 1: Bob has \$2. The thief Alice is stalking Bob in the marketplace and notices that Eve (a more effective thief) is also stalking Bob. Seeing Eve before Eve notices her, Alice decides to make her move first. She steals \$1 from Bob. Eve was going to steal \$2 from Bob, but is incapable of doing so if someone else robs him first (e.g. Bob realizes he’s been robbed and call for the police, making further robbery impossible). Seeing that Bob was robbed by Alice she decides not to rob him.

Case 2: Eve has captured Bob and intends to torture him to death. Alice sees this, and is too far away to prevent Eve from doing so. She has a line of sight to Bob (but not Eve) and can shoot him before Eve has a chance to torture him to death, resulting in a painless death.

The causal model describing both of these cases is depicted in Figure 5. Let  $E = \{1, 0\}$  denote if Eve is present or not,  $A \in \{1, 0\}$  be Alice’s action (rob, shoot) or not,  $AB \in \{1, 0\}$  denote the outcome following Alice’s action (Bob is robbed of \$1 / Bob is shot, or not) and let  $EB \in \{1, 0\}$  denote Eves action on Bob (Bob is robbed of \$2 / Bob is tortured, or not). Let  $Y \in \{0, 1, 2\}$  denote Bob’s outcome, with 2 being the best (Bob has \$2 in Case 1, Bob survives in Case 2), 1 being the second worst (Bob has \$1 in Case 1, is killed painlessly in Case 2), and 0 the worst (Bob has \$0 in Case 1, died painfully in Case 2). The causal mechanisms are  $a = e$  (e.g. Alice shoots/robs if Eve is present),  $ab = a$  (Alice’s bullet hits with certainty / successfully robs with certainty),  $eb = e \wedge (1 - ab)$  (Eve tortures Bob if she is present and he is not shot / Eve robs Bob if she is present and hasn’t been robbed already), and  $y = ab + 2(1 - ab)(1 - eb)$  (Case 1: if Bob is shot he dies quickly, else if Eve tortures him he dies slowly, else he lives, Case 2: Bob has \$2 if not robbed, \$1 if robbed by Alice, \$0 if not robbed by Alice and robbed by Eve).

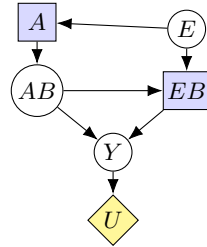


Figure 5: SCM depicting the preventing worse problem.

In Case 1, Alice intuitively harms Bob by robbing him. The argument supporting this is that Alice’s robbery caused Bob to lose \$1, regardless of the fact that Alice’s action prevented a worse robbery by Eve. However, for Case 2 it is argued in [82] that Alice intuitively didn’t harm Bob. While Bob died due to Alice shooting him, this action was intended to prevent a worse outcome from occurring (Bob being tortured to death), which would have happened with certainty had Alice not shot him. However, these two scenarios are described by equivalent causal models—only the variables have been re-labeled.

From this we conclude that to satisfactorily describe these two situations we need two different harm queries, which we identify as the path-independent (total) and path-specific harms. This ‘path dependence’ of harm has been noted in psychology research, where people are more likely to

attribute harm to cases where the agent is a direct cause of that harm rather than harm occurring as a side-effect of their actions [83]. Note, this is no different than in causal analysis where in certain problems the casual effect is the desired query and in others the path-specific effect is the desired query [81]. For Case 1 we use the path-specific harm (Definition 9) to determine the harm caused by Alice robbing Bob independently of what effect it had on Eve’s action. We block the path  $\bar{g} = \{AB \rightarrow EB\}$  and use the default action  $\bar{a} = 0$ . In the counterfactual world, this gives  $AB = 0$  and  $EB = f^{EB}(A = 1, E = 1) = 0$ , and therefore  $Y = 2$ , and so the direct harm of Alice robbing Bob is  $2 - 1 = 1$  compared to not robbing him. For Case 2, we note that while Alice shooting Bob is arguably intrinsically harmful (as is captured by the direct harm of 1 caused by  $A = 1$  if we calculate the path-specific harm as in Case 1), this is not the morally relevant harm that we are referring to when we say that intuitively Alice did not harm Bob by shooting him. The reason Alice fired the shot was precisely because of its mediating effect on  $Y$  through Eve’s actions (preventing her from torturing him to death). From this we infer that the morally relevant harm in this case is the path-independent (total) harm. This we calculate using Definition 3 and the default action  $\bar{a} = 0$ , which in the counterfactual world gives  $AB = 0$ ,  $EB = 1$ ,  $Y = 0$  and hence  $U = 0$ , compared to the factual utility  $U = 1$ , giving the desired result that Alice did not harm Bob compared to not shooting him. Note that if we favoured the path-independent or path-dependent harm a priori this would either fail to detect harm in Case 1 or incorrectly attribute harm to Alice in Case 2.

Finally, note that while we claim that the total harm is the desired harm query to evaluate the shooter example, we can also calculate the direct harm of shooting Bob (which is non-zero). This is the relevant harm query if we want to determine if shooting Bob is intrinsically a harmful action independently of what Eve will do (intuitively, shooting someone is harmful). So we can see without having to calculate anything that there is no unambiguous answer to the question ‘did Alice harm Bob’, it depends on if we are interested in the direct harmfulness of the action (controlling for other mediating factors) or the overall harm (including other consequences of the action, such as preventing Eve from torturing Bob to death). These are simply different types of harms, and Alice’s action is either harmful or not harmful depending on which of these harms we are referring to. This is in contrast to other approaches that seek to define harm with a single causal formula that applies to all scenarios, namely [76, 77], and we discuss this approach and provide counterexamples to it in Appendix E.

## C

In this appendix we discuss some other definitions of harm besides the CCA (Definition 2).

While we have focused on the counterfactual comparative account of harm, there are alternative definitions of harm which we refer to as ‘causal accounts’ [84]. Broadly speaking, causal accounts define an action or event as harmful if it causes some intrinsically bad state or outcome. For example, the ‘non-comparative account’ by Harman [49] states “One harms someone if one causes him pain, mental or physical discomfort, disease, deformity, disability or death”. The main differences to counterfactual comparative accounts are i) causal accounts do not describe how one determines if an action caused an outcome, and ii) states or outcomes are labelled as intrinsically bad (often referred to as ‘harms’ [82]). The issue with i) is that counterfactuals underlie the formal methods for attributing causes to outcomes (e.g. [24]), and so simply stating ‘A causes B’ merely obfuscates the counterfactual comparisons necessary to make this relationship formal. The issue with ii) is that we may want to describe harms for outcomes that are not intrinsically bad. For example, if I win the lottery and someone steals half of my winnings this is arguably an act that harmed me, in spite of the fact that having half of a lottery jackpot is arguably not an intrinsically bad state to be in. To define a state as intrinsically bad, it appears that we have to choose a level of utility and claim that all states with a utility below this level are intrinsically bad and can constitute harms, and all states above this level cannot. Interestingly, this is the choice made when defining harm in a recent proposal that uses counterfactual comparisons [76] (with outcomes that obtain a utility below the default utility being bad outcomes), although the default utility here varies from case to case. Truly comparative definitions only consider the relative utility difference between the factual outcome and the counterfactual outcome (as is the case with our definition) and there is no need to introduce intrinsically bad states. We discuss this alternative definition further in appendix E.

Another alternative to counterfactual accounts of harm is to avoid causation altogether. For example the event-based account of harm [46] states that ‘someone suffers a level-1 harm (benefit) with respect

to a certain basic good if and only if he loses (gains) some quantity of that good’ and ‘someone suffers a level-( $n+1$ ) harm with respect to a certain basic good if and only if he is prevented from receiving a level- $n$  benefit with respect to that good’. This can be understood as harm by a loss of utility (goods), although it is incapable to attributing harm to a given cause. In our assistant example in section 4, note that this definition would make no distinction between losses caused by the assistant versus those caused by market fluctuations, or in our treatment example (section 1) would not be able to distinguish between deaths caused by doctors versus those caused by diseases. This places harm squarely at the level of gaining or losing utility and in doing so avoids providing an answer to the question of how harm should be attributed to specific actions or events (i.e. one is only capable of saying they have been harmed by something).

## D

In this Appendix we discuss selecting and interpreting default actions, harmful events, and various edge cases not covered in the main body of our paper such as harmful default actions. Note that while the CCA (Definition 2) states ‘[the action] had not been performed’, this should not be interpreted as the counterfactual action always being ‘do nothing’. Instead, we define a *harm query* as taking as input a specific default action or policy. This allows for more nuanced and general measures of harm with respect to some arbitrary baseline, much in the same way that treatment effects can in general be defined with respect to any baseline treatment (i.e. they do not always have to measure compared to ‘no treatment’ / a control group). While we do not provide a method for determining the desired default action or policy in general, we observe that statements about harm often implicitly assume some default action and give examples of this below. Indeed, in Appendix E we show in Example 3 that being able to enforce a unique default action is vital in some scenarios to give intuitive results, and the alternatives of assuming a single universal default action or enumerating existentially over actions can give counterintuitive results. We also note that while the examples outlined in the main text assume deterministic default actions, it is trivial to extend our definitions to non-deterministic default actions by replacing  $\text{do}(A = \bar{a})$  in Definition 3 with a soft intervention (e.g. [85]).

Our definition of harm treats the default action as an integral part of the harm query; harm is determined given i) an SCM of the decision task, ii) a utility function, iii) a default action, policy or event, and iv) if desired, a set of causal paths to restrict our attention to (see Appendix A). Note this is equivalent to the set of inputs when characterising treatment effects, for which we have to specify a baseline (default) treatment and, if we want to measure path-specific treatment effects, a set of permitted causal paths [21]. As with treatment effects, it falls to the practitioner to determine the desired values for these inputs to the query—the definition of the treatment effect does not inform the practitioner as to what default treatment or path-specific analysis they should choose for a specific problem. The choice to exclude specific causal pathways is usually made because we do not want to consider certain outcomes as being natural consequences of an action. For example, in Appendix B when describing the ‘preventing worse’ problem, if we are interested in the intrinsic harm caused by an action (e.g. the harmfulness of robbing someone, independent of its effect of the behaviour of other agents), then we restrict to the causal pathways to the utility that are not mediated by the actions of other agents.

**Note: non-comparative harm:** In our solution to the omission problem we use the fact that our definition of harm is comparative. One may be tempted to devise a non-comparative account of harm, to answer questions such as ‘was  $A = a$  harmful?’ without in the answer having to refer to an implied baseline. We take the view that this question is ambiguous and cannot be answered in general. There are many similar questions that appear intuitive but cannot be answered without making comparisons to a baseline. For example, one can ask ‘was treatment  $A = a$  effective?’, but effective compared to what; no treatment? Or some other alternative treatment? Often these questions appear non-comparative because they are asked within a context which implies which baseline comparison should be made. Examples of these implied comparisons are given below. While some have argued against comparative accounts on the grounds that it is not always clear which comparison is needed [46], this problem arises due to the ambiguity of statements about harm rather than due to a problem with its formal definition. Clearly, there is not a single universal comparison or default action that is suitable for all situations (this assumption leads to the omission problem, described in Appendix B), and the ability to explicitly choose the comparison is a feature rather than a fault with the CCA. While in principle our default-action-dependent measure of harm can be

converted to default-action-independent measure (as with [76, 77]) if desired, e.g. by taking the max of the harm over all default actions, in all of the examples we explore this is not desirable.

In all of the following examples we consider variations of the treatment example (Examples 1 & 2). The modelling details for these examples are given in Appendix G.

**Example 1:** *A patient is given treatment 1 and dies. Did the treatment harm the patient?* Typically, when we are asked if a given treatment is harmful we imagine a scenario where the patient is given no treatment or placebo, and ask what would have happened to the patient. If this is our interpretation of this question, then the default action is  $\bar{a} = 0$  (no treatment) and the patient was not harmed, matching our intuition coming from the fact that any patients who die following treatment 1 would have died anyway.

**Example 2:** *Although standard clinical guidelines require a doctor to administer treatment 1, the doctor fails in their duty to treat the patient at all and the patient dies. Was this action harmful?* It is implied here that we want to compare to the default action  $\bar{a} = 1$  (treatment 1), in which case the expected harm of the factual treatment  $\bar{a} = 0$  is  $> 0$ .

**Example 3:** *A doctor, following standard clinical guidelines, administers treatment 2 and the patient dies due to an allergic reaction. Was the patient harmed by receiving this treatment?* In this example, we may be tempted to choose the default treatment to be  $\bar{a} = 2$  (treatment 2), as this is the normative action taken by the doctor. However, the wording suggests that we want to determine the intrinsic harm caused by administering this treatment regardless of what the doctor was expected to do, and so we should intuitively choose the default action to be  $\bar{a} = 0$  which gives a non-zero harm.

**Example 4:** *A passing bystander with no duty of care to the patient decides not to treat them, and the patient dies. Did they harm the patient?* Here it is implied that the default action is not to treat the patient, and so the default action is  $\bar{a} = 0$ . As the factual and counterfactual actions are identical, the harm and benefit are both zero, and the bystander failed to benefit the patient rather than harm them (though this failure to benefit may also be morally reprehensible, [86]).

**Example 5:** *In a randomised control trial, participants are assigned treatment 1 or no treatment. Those who are assigned no treatment receive additional care. How beneficial is treatment 1?* There are two options here, we can calculate the total benefit i.e. ‘how much benefit in total do patients given treatment 1 receive compared to those receiving the placebo’, or we can calculate the direct benefit i.e. ‘controlling for the fact that treated patients receive less subsequent care, how directly beneficial is treatment 1 compared to the placebo’. The question ‘how beneficial is treatment 1’ is ambiguous, but the most intuitive interpretation of this question is that we want to know how intrinsically beneficial the treatment is, i.e. correcting for the spurious effect of this poorly designed trial where the control group receive additional care. In this case, implied choice is that the default action is administering the placebo and we perform a path-specific analysis where we exclude the causal path from the treatment choice to additional care.

## E Comment on Beckers et. al.

In this appendix we discuss a recent alternative proposal for defining harm using causality [76, 77]. First we describe these definitions (referred to as the BCH) and, to allow for easier comparison, describe how they can be recovered from our definitions in single action single outcome decision tasks. We then identify several examples where the BCH definitions give different results to ours and discuss why these differences arise. In doing so we identify what we believe are the following issues with the BCH definitions and give examples for each,

1. Attributing harm to actions that are not harmful (false positives)
2. Omission problem
3. Cancelling of harms v.s. benefits
4. Enforcing the worst-case harm
5. Practical limitations (intractability in complex domains / action spaces)

Finally, we address some claims about our definition and interpretation of our results reported in [76, 77].

**Definition 10** (Actual causes).  $A = a$  rather than  $A = a'$  causes  $Y = y$  rather than  $Y = y'$  in the model  $\mathcal{M}$  for exogenous noise state  $E = e$  iff;

1.  $A(e) = a$  and  $Y(e) = y$
2. There exists a set of environment variables  $W$  with factual state  $W(e) = w$  such that  $Y_{A=a', W=w}(e) = y'$
3.  $A = a$  is minimal; There is no strict subset of the set of variables  $\tilde{A} \subset A$  such that for  $\tilde{A} = \tilde{a}$  we can satisfy conditions 1. and 2.

In the following we will focus on scenarios where we can consider single action variables alone and so we can ignore condition 3 in Definition 10.

**Definition 11** (BCH harm).  $A = a$  harms the user in model  $\mathcal{M}$  and exogenous noise state  $E = e$ , if there exists an outcome  $Y = y$  an action  $A = a'$  such that,

H1  $U(y) < d$  where  $d$  is the default utility

H2  $\exists Y = y'$  s.t.  $A = a$  rather than  $A = a'$  causes  $Y = y$  rather than  $Y = y'$  and  $U(y') > U(y)$ .

$A = a$  strictly harms the user if in addition,

H3  $U(y) \leq U(y'')$  for the unique  $y''$  such that  $Y_{a'}(e) = y''$

**The BCH definition in words:** Simply stated, BCH aims to define an action or event as harmful if it is an actual cause of the user having a utility lower than their default utility (we discuss ‘strict harm’ separately, which additionally requires H3 to be satisfied). While this is a very crisp and intuitive account of harm, we will argue that it is too permissive—concretely, that an action being an actual cause of a bad outcome is a necessary but insufficient condition for harm. As we will show there are situations where an action is an actual cause of the utility being lower than the default, which nevertheless we would not want to consider as harms.

To describe how Definition 11 is evaluated, H1 requires that the factual outcome achieved by the user is lower than some predetermined default utility (which plays a similar role to our default actions), while H2 determines if the action  $A = a$  was an actual cause of this bad outcome. Following Definition 10, to determine if H2 is satisfied we consider a given exogenous noise state  $E = e$  (BCH determines harm for fixed noise states i.e. deterministic models), and consider every possible action  $A = a'$  the agent could have taken. For each  $A = a'$  we then enumerate over every subset  $W$  of the endogenous variables and compute the counterfactual outcome for  $A = a'$  while  $W$  is held fixed in the factual state it took for  $A = a$  ( $W$  is referred to as a ‘contingency’). This generates a counterfactual outcome for each counterfactual action and contingency, and if any of these outcomes has a higher utility than the factual outcome then H2 is satisfied. This method for determining harm closely mirrors the method for determining actual causes [24].

**Recovering the BCH definition from our definition:** To allow for easier comparison between the BCH definition of harm and ours, we describe how BCH can be recovered from our definition in the simplest settings by imposing additional constraints. In the case of single actions  $A$  and single outcomes  $Y$  (where contingencies play no role), it is possible to recover Definition 11 from ours by imposing the following additional conditions; i) restricting to deterministic models (a given  $E = e$ ), ii) restricting to action-independent utilities  $U(a, x, y) \rightarrow U(y)$ , iii) calculating the counterfactual harm (using our Definition 3) for every possible default action  $A = \bar{a}$  and taking the max over these values, iv) returning ‘True’ if the max over these values is greater than zero and the factual utility is lower than the default value  $d$ . In this setting the BCH definition reduces to determining if the utility is lower than some threshold and if there is non-zero harm (following our definition) for any default action.

In the more general case where there are multiple actions / outcomes, our definitions diverge significantly due to the freedom in the BCH definition to choose any contingency that results in harm. However, if we restrict to ‘strict harm’ the above equivalence under constraints still applies, as H3 implies H2 and does not consider contingencies. So the BCH account for ‘strict harm’ is essentially identical to our definition except that it takes the max harm over all possible default actions and applies a cut-off using a default utility.

**Example 1, drowning soldier (False positives).** In this example we describe an action that is an actual cause of a bad outcome (achieving a lower utility than the default), but which we intuitively do not want to describe as harmful.

A soldier falls in a river and is drowning. His officer stands beside the river and has a responsibility to help the soldier if he can. He can choose to swim out to rescue him  $R = T$  or not  $R = F$ . There are two enemy sharpshooters watching the river. The first will shoot  $S_1 = T$  if the officer tries to rescue him and won't shoot otherwise, while the second will shoot  $S_2 = T$  if he doesn't try to rescue him, and won't shoot if he does. The officer decides not to rescue the soldier and he is shot dead  $D = T$  by shooter 2. Was the officer's decision not to rescue the soldier harmful?

The causal equations for this situation in Boolean notation are  $S_1 = R$  (shooter 1 shoots if rescue attempt),  $S_2 = \neg R$  (shooter 2 shoots iff no rescue attempt,  $\neg$  = 'NOT'),  $D = \neg[R \wedge \neg S_1 \wedge \neg S_2]$  (the soldier doesn't die if he is rescued and shooter 1 and 2 do not shoot, otherwise he dies). Let  $U(D = T) = 0$  and  $U(D = F) = 1$ . Clearly, shooter 2 harmed the soldier, so we require the default utility to be  $d > 0$  otherwise BCH would assign no harm to shooting the soldier. However, the officer's choice not to rescue the soldier is also an actual cause of the soldier dying. To see this, note that if we take the contingency where we hold  $S_1 = F$  fixed in its factual state, then the counterfactual outcomes for  $R = T$  are  $S_2 = F$  (the second shooter won't shoot) and (as  $S_1 = F$ ) then  $D = F$  (the soldier survives). As the default utility is greater than 0, we conclude that the officer harmed the soldier by not attempting to rescue him, despite the fact that this outcome never could have occurred (in reality, the soldier would have died regardless of what the officer did). By allowing for arbitrary contingencies (as is necessary for actual causation to work) we end up attributing harm to agents who intuitively did no harm (rather, they failed to benefit). Note that this problem is not present in our definition—the direct and total harm of the officer's action is zero as the counterfactual outcome for  $R = T$  is that the soldier still dies. Of course we can consider a path-specific harm where we control for the effect of the officer's action on shooter 1 alone, but intuitively this is not the harm query we are interested in. In this example, the result given by the BCH definition is somewhat analogous to computing the path-specific harm over all subsets of paths and taking the max over these harms.

**A note on assuming single outcomes.** Note that in [76] the authors describe 'packaging up' outcomes into a single variable, and 'allow only interventions on complete outcomes'. We are unsure if this means that their definition is not intended for more complicated causal scenarios where actions have multiple outcomes (descendants of the action variable). If this is the case then it would appear to be a strong limitation, and it would be surprising as they go on to apply their definition to examples with multiple outcome variables and contingencies (e.g. when dealing with the late preemption problem [76]). It would also imply that there is no need for using Definition 10 as contingencies are only necessary for identifying actual causes when there are multiple outcome variables. This is unlikely to be the case, and in the following we assume that BCH is intended for use with multiple outcome variables and allows for all contingencies. Regardless, we show with the next example that even if we restrict to single outcomes BCH still gives counter-intuitive results.

**Example 2, Omission problem (False positives).** The omission problem is another example of a false positive where an agent is mistakenly attributed harm because they failed to take a beneficial action. In the standard omission problem (see Appendix B) there is a single agent, and BCH gives the correct answer in this case because we can choose the default utility to be zero. In this example we present an extension of the omission problem that is violated by BCH.

Alice can choose to give Bob her golf clubs or not. She has no obligation to do so. Unbeknownst to her, Eve is planning to rob Bob, but if Bob is holding a golf club she will not dare rob him. Alice decides not to give Bob her golf club and Bob is robbed by Eve. By choosing not to gift her clubs, did Alice harm Bob?

There are four possible outcomes; Bob has / does not have clubs ( $C$ ), Bob is / is not robbed ( $R$ ). Let  $R \times C$  be the packaged-up outcome variable, with  $U(R = T, C = F) < U(R = F, C = F) < U(R = F, C = T)$ . Clearly, we require Eve's action to be harmful so the default utility must be  $d > U(R = T, C = F)$ . However, if Alice had given Bob the clubs then we would have the counterfactual outcome  $R = F, C = T$ . Therefore the BCH definition asserts that Alice harmed Bob by not giving him her clubs. However, another more intuitive perspective is that Alice failed to benefit Bob, rather than harm him (just as in the omission problem). The issue with the BCH here is twofold; by using default utilities and having to accommodate that Eve harmed Alice, we cannot use the BCH solution for the standard omission problem where we choose the default utility to always

correspond to Bob having ‘no clubs’. Then, as we must consider all possible counterfactual actions, we must conclude that Alice harmed Bob. With our definition this problem never arises, we simply choose the obvious default action to be that Alice does not give Bob her clubs.

**Example 3, Cancelling harms and benefits.** While in [76] the default utility is often chosen to reflect some actual utility the user can receive, this is not necessarily the case, and to get the BCH definition to give the desired answer we sometimes have to choose a default utility that is hard to interpret or choose ahead of time (beyond selecting whatever default utility gives the desired solution). Consider the following example where any choice of default utility gives a counterintuitive result.

Bob has \$1. Alice hacks into Bob’s credit card and robs \$ $K$  from him. Seeing this, Bob’s colleague Eve takes pity on him and gives him \$ $K$ . We claim that Alice’s action was directly harmful and Eve’s action was beneficial. An intuitive property of harm is that the harms caused by one agent’s actions should not by default be cancelled out by the other agent’s beneficial actions—stealing from someone is harmful, regardless of whether or not someone else responds by reimbursing the victim. Even if we are in a state of high utility, typically there are many events in the past that contributed to this outcome that were harmful or beneficial, and it is important to be able to identify and quantify these harms and benefits with respect to our current utility (for example we may want to punish Alice in proportion to how harmful her action was, and reward Eve similarly). By analogy, the total causal effect of Alice’s action on Bob’s utility is zero, but the direct causal effect is non-zero.

Using our path-specific harm (Definition 9) and a default action of  $K = 0$  for Alice, we measure the direct harm of Alice robbing \$ $K$  from Bob to be  $K$ . Can we do this with the BCH definition? In this example, if we make the obvious choice  $d = 1$  (Bob expects to have a dollar), then H1 is not satisfied and Alice’s theft was not harmful. In the BCH definition, no actions or events are harmful if the user’s utility is greater or equal to the default. Therefore we must choose  $d > 1$ , although this is difficult to justify or interpret (should Bob expect to have more money than he has / he started with?). Using Definition 12 we compare to the highest utility counterfactual, which is the outcome where where we fix the contingency that Eve gives Bob \$ $K$  and choose the counterfactual action where Alice doesn’t rob Bob. This gives a counterfactual utility of  $1 + K$ , and so the harm according to Definition 12 is  $\max(0, \min(d, 1 + K) - 1)$ . Therefore to recover that stealing \$ $K$  has a harm of  $K$ , we must choose  $d \geq 1 + K$ . This default utility can be made arbitrarily large by choosing larger values of  $K$ , and in general  $d$  should be defined independently of Alice’s action (i.e. her choice of  $K$ ). One solution to this problem would be to use the intuitive default utility  $d = 1$  along with a path-specific version of the BCH definition of harm, although it is not immediately clear how to formalise this path-specific version as this would require a path-specific variant of Definition 10 which in its current form considers all contingencies.

**Example 4, enforcing worst-case harm.** In [77] the authors present a quantitative definition of harm,

**Definition 12** (BCH quantitative harm). *If for a given  $E = e$ ,  $A = a$  rather than  $A = a'$  causes  $Y = y$  rather than  $Y = y'$ , then the quantitative harm of  $A = a, Y = y$  relative to  $A = a', Y = y'$  is,*

$$QH(a, y, a', y', e, ; \mathcal{M}) = \max(0, \min(d, U(y') - U(y)))$$

where  $d$  is the default utility. The quantitative harm for  $E = e$  caused by  $A = a$  is

$$QH(a, e, ; \mathcal{M}) = \max_{a', e'} QH(a, y, a', y', e, ; \mathcal{M})$$

if there is some  $A = a'$  and  $Y = y'$  such that  $A = a$  rather than  $A = a'$  causes  $Y = y$  rather than  $Y = y'$ . If there is no such  $A = a', Y = y'$  then the quantitative harm caused by  $A = a$  is zero.

We refer to Definition 12 as the *max harm*, as for each  $E = e$  it compares to the counterfactual action and contingency that gives the highest counterfactual utility. In [77] the expected harm (averaging over  $E = e$ ) is sometimes computed using a weighting scheme, although it is not clear how these weights are chosen in a systematic way. However if there is some  $P(E = e) > 0$  for which  $QH(a, e, ; \mathcal{M}) > 0$  then we will claim that the harm is greater than zero by Definition 12.

As noted in [77] the max harm is non-zero for treatment 1 in our introductory example (see Examples 1 & 2 in the main text, and Appendix G). This is in spite of the fact that for all patients (for every  $E = e$ ) treatment 1 increases the survival rate compared to no treatment. The max harm for treatment 1 is greater than zero because there are some patients who die given treatment 1 who would survive if



they had been given treatment 2. Essentially, we are forced to measure harm compared to the best possible action we could have taken in every noise state.

While the max harm is likely the desired measure of harm in some situations (for example, a doctor who can observe  $E = e$  may be expected to always take the best possible action for a patient), it does not permit the standard perspective used for measuring the harms and benefits of medicines (which is the situation described in our example). The intrinsic harms of medicines are often described in terms of risks, where the rates of a negative outcome following treatment are compared the rates for a control / placebo group (see for example the ‘number needed to harm (NNT)’ in [87]), not by comparing to the rates for a group where every patient is given the optimal treatment for that individual. Note that to get from harms to risks, one has to make the assumption of counterfactual independence<sup>2</sup>.

Medicines typically have heterogeneous effects, and if there is some sub-population  $E = e$  where treatment 1 is not as effective as treatment 2, it is typically claimed that treatment 1 is less effective (less beneficial) for that sub-population that treatment 2, rather than claiming that treatment 1 is harmful for that population (that is, unless it is less effective than ‘no treatment’). In our treatment example, this is captured by measuring harm as ‘the number of patients who die who would have lived if they had not been treated’. This is not the only way of measuring harm for treatments (we discuss several others in Appendix D), but it is the standard perspective when describing the harms and benefits of medicines. By forcing us to consider every possible action and contingency, the max-harm is incapable of accommodating this perspective.

**Practical limitations:** In addition to the limitations of our definition (namely knowledge of the SCM, which we discuss in Appendix L.1), we comment on some additional limitations specific to the BCH definition of harm. Firstly (as noted by the authors [76, 77]) calculating the harm by the BCH definition is intractable. This is because to evaluate Definition 10 we must enumerate existentially over possible actions and contingencies (evaluating Definition 11 is at least DP-complete [88]). As the authors point out in [76], this practically restricts the BCH definition to situations with a few low-dimensional variables. The authors argue that most causal models we will use to deal with harm in the real world will only consist of only a few low-dimensional variables. This does not appear to be the case at first glance, for example, even the simple dose response model we use to illustrate our results in section 6 has a continuous action and outcome space, and so does not fit the description of models compatible with BCH. This model is very minimal compared to a real-world clinical decision task which typically involve a large number of outcome variables that can be continuously valued and/or include many (potentially sequential) actions. Ultimately, restricting to decision tasks that have an efficiently enumerable action space and outcome space prevents the BCH definition from being applied to most machine learning settings, where this condition is typically not satisfied (indeed one of the main motivations for using machine learning algorithms in these domains is that we cannot efficiently enumerate over all possible combinations of states and actions).

**Discussion of our definition of harm in Becker’s et. al.** The main criticisms of our work in [76, 77] are as follows; i) Our definition makes use of but-for causation rather than Definition 10, ii) our definition assumes the default action is determined normatively and would assign no harm to the scenario where a patient is given a standard (normative) treatment which unintentionally harms them, iii) that we introduce the possibility for a path-specific analysis to ‘deal with the limitations of but-for causation’ and do not explain how to choose when a path-specific analysis is necessary to determine harm. We address these points below.

- i) As we have shown, using the modified definition of actual causes in Definition 10 actually leads to the wrong harm attributions, and makes the definition of harm unsuitable in complex domains. It also precludes many of our main theoretical results such as the harm-benefit trade-off (section 4) and the no-go theorem (section 5). While but-for counterfactuals alone are insufficient attributing actual causes, we argue that an action or event being an actual cause of a bad outcome is a necessary but insufficient condition for harm, and Definition 10 is unnecessary and restrictive. But-for counterfactuals are also widely used for causal

---

<sup>2</sup>To see how harm can be treated as risk in clinical trials, note also that the harm reduces to the risk in this example if we assume counterfactual independence,  $P(Y_a^* | Y_a) = P(Y_a^*)$ . This can be understood as the standard assumption in clinical trials that (for example), if a patient is given the treatment and dies, then the probability they would have lived if they had not been treated is simply the probability of death in the untreated group.

reasoning in other areas, for example in causal inference [21] and causal definitions of fairness [33].

- ii) The authors claim that our definition assigns zero harm to any action that is ‘morally preferable’. A clear counterexample of this is our treatment example where treatment 1 is no longer available. Treatment 2 may be the morally preferable action, as it achieves a higher recovery rate than no treatment, and our definition assigns non-zero harm to treatment 2. We point out that it is easy to construct similar ‘counterexamples’ for the BCH definition if we choose the wrong default utility. The broader point made by the authors is that for our definition the default action is not harmful. This is a misconception; we do not claim that the default action is not harmful, we claim that any action *is not harmful compared to its self*, which is trivially true. The default action is merely a comparative baseline, not a normatively determined ‘morally preferable’ action, as explained in Appendix D. By analogy, for a treatment  $T$  the average treatment effect is zero when setting the baseline treatment to be  $T$  also. Secondly, we point out that in their definition any action that achieves the default utility is not harmful, which unlike the default action having zero harm is a non-trivial assumption which results in bona fide counterexamples to their definition as outlined in this section.
- iii) We do not use path-specific analysis to deal with the limitations of but-for causation (see Appendix D for discussion). Additionally, our use of path-specific analysis is directly comparable to its well-established use in path-specific effects [81]. Just as with our definition of harm, these path-specific effects include i) path-specific variants and ii) variable base-line (i.e. default) treatments, and at no point in their definition is the baseline treatment or the causal path specified—these are inputs to the query (as is the default utility in the BCH definition).

## F

In this Appendix we prove Theorem 1. Noting that  $\max\{0, U(a, x, y) - U(\bar{a}, x, y)\} - \max\{0, U(\bar{a}, x, y^*) - U(a, x, y)\} = U(a, x, y) - U(\bar{a}, x, y^*)$ , subtracting the expected harm from the expected benefit (Def 3) gives,

$$\mathbb{E}[b|a, x; \mathcal{M}] - \mathbb{E}[h|a, x; \mathcal{M}] \quad (15)$$

$$= \int_{y, y^*} P(y, Y_{\bar{a}} = y^* | a, x; \mathcal{M}) (U(a, x, y) - U(\bar{a}, x, y^*)) \quad (16)$$

$$= \int_y P(y|a, x) U(a, x, y) - \int_{y^*} P(Y_{\bar{a}} = y^* | x) U(\bar{a}, x, y^*) \quad (17)$$

$$= \mathbb{E}[U|a, x] - \mathbb{E}[U|\bar{a}, x] \quad (18)$$

## G

In this Appendix we derive the SCM model for the treatment decision task in examples 1 and 2, and calculate the average treatment effect and counterfactual harm.

Patients who receive the default ‘no treatment’  $T = 0$  have a 50% survival rate.  $T = 1$  has a 60% chance of curing a patient, and a 40% chance of having no effect, with the disease progressing as if  $T = 0$ , whereas  $T = 2$  has a 80% chance of curing a patient as a 20% chance of killing them, due to some unforeseeable allergic reaction to the treatment.

Next we evaluate this expression for our two treatment by constructing an SCM for the decision task. The patient’s response to treatment is described by three independent latent factors (for example genetic factors) that we model as exogenous variables. Firstly, half of the patients exhibit a robustness to the disease which means they will recover if not treated, which we encode as  $E^1 \in \{0, 1\}$  where  $e^1 = 1$  implies robustness with  $P(e^1 = 1) = 0.5$ . Secondly, the patients may exhibit a resistance to treatment 1 indicated by variable  $E^2$ , with  $e^2 = 1$  implying resistance with  $P(e^2 = 1) = 0.4$ . Finally, the patients can be allergic to treatment 2, indicated by variable  $E^3$  with  $e^3 = 1$  and  $P(e^3 = 1) = 0.2$ . Given knowledge of these three factors the response of any patient is fully determined, and so we define the exogenous noise variable as  $E^Y = E^1 \times E^2 \times E^3$  with  $P(e^Y) = P(e^1)P(e^2)P(e^3)$ .

Next we characterise the mechanism  $y = f(t, e^Y) = f(t, e^1, e^2, e^3)$  where  $f(0, e^Y) = [e^1 = 1]$  (untreated patients recover if they are robust),  $f(1, e_Y) = [e^1 = 1] \vee [e^2 = 0]$  (patients with  $T = 1$  recover if they are robust or non-resistant) and  $f(2, e_Y) = [e^3 = 0]$  (patients with  $T = 2$  recover if they are non-allergic), where  $[X = x]$  are Iverson brackets which return 1 if  $X = x$  and 0 otherwise, and  $\vee$  is the Boolean OR.

The recovery rate for  $T = 1$  and  $T = 2$  can be calculated with (1) to give  $P(Y_1 = 1) = P(e^1 = 1 \vee e^2 = 0) = 1 - P(e^1 = 0)P(e^2 = 1) = 0.8$ , and likewise  $P(Y_2 = 1) = P(e^3 = 0) = 0.8$ . Hence the two treatments have identical outcome statistics (recovery/mortality rates), and all observational and interventional statistical measures are identical, such as risk, expected utility and the effect of treatment on the treated. Note as there are no unobserved confounders the recovery rate for action  $A = a$  is equal to  $\mathbb{E}[Y_a]$ .

We compute the counterfactual expected harm by evaluating (4), noting that  $Y_0^*(e) = 1$  if  $e^1 = 1$ ,  $Y_1^*(e) = 0$  if  $e^1 = 0$  and  $e^2 = 1$ , and  $Y_2^*(e) = 0$  if  $e^3 = 1$ . This gives  $P(Y_1 = 0, Y_0^* = 1) = 0$ , i.e. there are no values of  $e^Y$  that satisfy both  $Y_1(e) = 0$  and  $Y_0(e) = 1$ , and therefore  $\text{do}(T_1 = 1)$  causes zero harm. However,  $P(Y_2 = 0, Y_0^* = 1) = P(e^1 = 1)P(e^3 = 1) = 0.1$ , and so  $\text{do}(T_2 = 2)$  causes non-zero harm. This is due to the existence of allergic patients who are also robust, and will die if treated with  $T = 2$  but would have lived had  $T = 0$ .

## H

In this Appendix we derive the policies of agents 1-3 in Example 3. We note that outcome  $Y$  is described by a heteroskedastic additive noise model with the default action  $\bar{a}$  (no action) corresponding to  $A = 1$ ,  $K = 1$ . The expected harm is given by Theorem 5 with  $\sigma(\bar{a}) = 100$ ,  $\sigma(A = 2) = 100$ ,  $\sigma(A = 3) = 0$  and  $\sigma(A = 1, K) = 100K$ .  $\mathbb{E}[U|\bar{a}] = 100$ ,  $\mathbb{E}[U|A = 2] = 110$ ,  $\mathbb{E}[U|A = 3] = 80$  and  $\mathbb{E}[U|A = 1] = 100K$ , where we have used  $\text{Var}(KY) = K^2\text{Var}(Y)$  and  $\text{Var}(Y + 10) = \text{Var}(Y)$ .

Agent 1 takes action 1 and the maximum value  $K = 20$  as this extremizes  $\mathbb{E}[U|a]$ .

Agent 2 chooses  $a = \arg \max_a \{\mathbb{E}[Y|a] - \text{Var}(Y|a)\}$  which for each action is given by,

$$E[Y|A = 1] - \lambda \text{Var}(Y|A = 1) = 100K - 100^2 K^2 \lambda \quad (19)$$

$$E[Y|A = 2] - \lambda \text{Var}(Y|A = 2) = 110 - 100^2 \lambda \quad (20)$$

$$E[Y|A = 3] - \lambda \text{Var}(Y|A = 3) = 80 \quad (21)$$

For action 1 the optimal  $K = 1/200\lambda$ , which gives  $E[Y|A = 1] - \text{Var}(Y|A = 1) = 1/4\lambda$ . Note that  $1/4\lambda > 110 - 100^2 \lambda$  for  $\lambda < 0.0032$ , which  $80 > 1/4\lambda$  for  $\lambda > 0.003125$ . Therefore there is no value of  $\lambda$  for which agent 2 selects action 2, choosing action 1 for  $\lambda < 0.003125$  and action 3 otherwise.

For agent 3 applying Theorem 5 gives,

$$\mathbb{E}[Y|A = 1] - \lambda \mathbb{E}[h|A = 1, K] = 100K - \lambda \left[ \frac{|100(K - 1)|}{\sqrt{2\pi}} e^{-\frac{1}{2}} + \frac{100(K - 1)}{2} \left( \text{erf} \left( \frac{\text{sign}(K - 1)}{\sqrt{2}} \right) - 1 \right) \right] \quad (22)$$

$$= \begin{cases} 100K - 8.332(K - 1)\lambda, & K \geq 1 \\ 100K - 59.937(1 - K)\lambda, & K < 1 \end{cases} \quad (23)$$

$$E[Y|A = 2] - \lambda \mathbb{E}[h|A = 2] = 110 \quad (24)$$

$$E[Y|A = 3] - \lambda \mathbb{E}[h|A = 3] = 80 - \lambda \left[ \frac{100}{\sqrt{2\pi}} e^{-\frac{20^2}{2 \times 100^2}} + \frac{20}{2} \left( \text{erf} \left( \frac{20}{\sqrt{2} \times 100} \right) - 1 \right) \right] \quad (25)$$

Clearly, the agent will never take action 3 as its expected HPU is smaller than that for action 2 for all  $\lambda$ . For action 1, for  $K < 1$  the expected HPU is also smaller than that for action 2, for all  $\lambda$ . For action 1 with  $K > 1$ , if  $\lambda < 12.002$  the optimal  $K = 20$ , otherwise it is 0. As a result, for  $\lambda < 11.93$  the agent chooses action 1 with  $K = 20$ , and otherwise chooses action 2.

## I

In this Appendix we derive an expression for the expected counterfactual harm in generalized additive models. To calculate the expected counterfactual harm we derive a solution for a broad class of SCMs, heteroskedastic additive noise models, which includes our GAM (11),

**Definition 13** (Heteroskedastic additive noise models). *For  $Y$ ,  $Pa(Y) = A \cup X$ , the mechanism  $y = f_Y(a, x)$  is a heteroskedastic additive noise model if  $Y$  is normally distributed with a mean and variance that are functions of  $a, x$ ,*

$$y = \mu(a, x) + e^Y \sigma(a, x), \quad e^Y \sim \mathcal{N}(0, 1) \quad (26)$$

In Appendix J we show that the dose response model (11) can be parameterised as a heteroskedastic additive noise model and calculate the expected counterfactual harm using the following theorem,

**Theorem 5** (Expected harm for heteroskedastic additive noise model). *For  $Y = f_Y(a, x, e^Y)$  where  $f_Y$  is a heteroskedastic additive noise model (Definition 13) and default action  $A = \bar{a}$ , the expected harm is*

$$\mathbb{E}[h|a, x] = \frac{|\Delta\sigma|}{\sqrt{2\pi}} e^{-\frac{\Delta U^2}{2\Delta\sigma^2}} + \frac{\Delta U}{2} \left( \operatorname{erf}\left(\frac{\Delta U}{\sqrt{2}|\Delta\sigma|}\right) - 1 \right) \quad (27)$$

where  $\operatorname{erf}(\cdot)$  is the error function,  $\Delta U = \mathbb{E}[U|a, x] - \mathbb{E}[U|\bar{a}, x]$ ,  $\Delta\sigma = \sigma(a, x) - \sigma(\bar{a}, x)$ .

*Proof.* Note that if  $e^Y \sim \mathcal{N}(\mu, V)$  we can replace  $e^Y \rightarrow e'^Y = e^Y/\sqrt{V} - \mu$  and absorb these terms into  $f(a, x)$  and  $\sigma(a, x)$ . Hence we need only consider zero-mean univariate noise. In the following we use  $e^Y = \varepsilon \sim \mathcal{N}(0, 1)$  to denote the fact the the exogenous noise term is univariate normally distributed. We also use the fact that there are no unobserved confounders between  $A$  and  $Y$  to give  $P(y|a, x) = P(y_a|x)$ . Calculating the expected counterfactual harm using gives

$$\mathbb{E}[h|a, x] = \int_y dy \int_{y^*} dy^* P(y, Y_{\bar{a}} = y^*, |a, x) \max(0, U(\bar{a}, x, y^*) - U(a, x, y)) \quad (28)$$

$$= \int_y dy \int_{y^*} dy^* P(Y_a = y, Y_{\bar{a}} = y^* | x) \max(0, U(\bar{a}, x, y^*) - U(a, x, y)) \quad (29)$$

$$= \int_{\varepsilon} P(\varepsilon) d\varepsilon \int_y dy \int_{y^*} dy^* P(Y_a = y, Y_{\bar{a}} = y^* | \varepsilon, a, x) \max(0, U(\bar{a}, x, y^*) - U(a, x, y)) \quad (30)$$

$$= \int_{\varepsilon} P(\varepsilon) d\varepsilon \int_y dy \int_{y^*} dy^* P(Y_a = y | \varepsilon, a, x) P(Y_{\bar{a}} = y^* | \varepsilon, a, x) \max(0, U(\bar{a}, x, y^*) - U(a, x, y)) \quad (31)$$

Substituting in  $U(a, x, y) = y$  and  $P(y|\varepsilon, a, x) = \delta(y - f(a, x) - \varepsilon\sigma(a, x))$  gives,

$$\mathbb{E}[h|a, x] = \int d\varepsilon P(\varepsilon) \max\{0, f(\bar{a}, x) - f(a, x) + \varepsilon(\sigma(\bar{a}, x) - \sigma(a, x))\} \quad (32)$$

$$= \int d\varepsilon P(\varepsilon) \max(0, -(\mathbb{E}[U|a, x] - \mathbb{E}[U|\bar{a}, x]) - \varepsilon(\sigma(a, x) - \sigma(\bar{a}, x))) \quad (33)$$

where we have used the fact that  $\mathbb{E}[U|a, x] = \int d\varepsilon P(\varepsilon) (f(a, x) + \varepsilon\sigma(a, x)) = f(a, x)$ . For ease of notation we use  $\Delta U = \mathbb{E}[U|a, x] - \mathbb{E}[U|\bar{a}, x]$ ,  $\Delta\sigma = \sigma(a, x) - \sigma(\bar{a}, x)$ . Next, we remove the  $\max(\cdot)$  by incorporating it into the bounds for the integral. If  $\Delta U > 0$  and  $\Delta\sigma > 0$ , this is equivalent to  $\varepsilon < -\Delta U/\Delta\sigma$  and hence,

$$\mathbb{E}[h|a, x] = \int_{\varepsilon < -\Delta U / \Delta \sigma} d\varepsilon P(\varepsilon) (-\Delta U - \varepsilon \Delta \sigma) \quad (34)$$

$$= -\Delta U \int_{-\infty}^{-\Delta U / \Delta \sigma} P(\varepsilon) d\varepsilon - \Delta \sigma \int_{-\infty}^{-\Delta U / \Delta \sigma} \varepsilon P(\varepsilon) d\varepsilon \quad (35)$$

$$(36)$$

Using the standard Gaussian integrals

$$\int_a^b P(\varepsilon) d\varepsilon = \frac{1}{2} \left[ \operatorname{erf}\left(\frac{b}{\sqrt{2}}\right) - \operatorname{erf}\left(\frac{a}{\sqrt{2}}\right) \right] \quad (37)$$

$$\int_a^b \varepsilon P(\varepsilon) d\varepsilon = P(a) - P(b) \quad (38)$$

where  $P(\varepsilon) = e^{-\varepsilon^2/2}/\sqrt{2\pi}$  and  $\operatorname{erf}(z)$  is the error function, we recover

$$\mathbb{E}[h|a, x] = \frac{-\Delta U}{2} \left[ \operatorname{erf}\left(\frac{-\Delta U}{\sqrt{2}\Delta \sigma}\right) - \operatorname{erf}(-\infty) \right] - \Delta \sigma [P(-\infty) - P(-\Delta U / \Delta \sigma)] \quad (39)$$

$$= \frac{\Delta U}{2} \left[ \operatorname{erf}\left(\frac{\Delta U}{\sqrt{2}\Delta \sigma}\right) - 1 \right] + \frac{\Delta \sigma}{\sqrt{2\pi}} e^{-\frac{\Delta U^2}{2\Delta \sigma^2}} \quad (40)$$

where we have used  $\operatorname{erf}(-z) = -\operatorname{erf}(z)$  and  $P(-z) = P(z)$ . Similarly, if  $\Delta U > 0$ ,  $\Delta \sigma < 0$  then the  $\max()$  in (33) can be replaced with a definite integral over  $\varepsilon > \Delta U / \Delta \sigma$  giving,

$$\mathbb{E}[h|a, x] = \int_{\varepsilon > \Delta U / \Delta \sigma} d\varepsilon P(\varepsilon) (-\Delta U - \varepsilon \Delta \sigma) \quad (41)$$

$$= -\Delta U \int_{-\Delta U / \Delta \sigma}^{\infty} P(\varepsilon) d\varepsilon - \Delta \sigma \int_{-\Delta U / \Delta \sigma}^{\infty} \varepsilon P(\varepsilon) d\varepsilon \quad (42)$$

$$= -\frac{\Delta U}{2} \left[ \operatorname{erf}(\infty) - \operatorname{erf}\left(\frac{-\Delta U}{\sqrt{2}\Delta \sigma}\right) \right] - \Delta \sigma \left[ P\left(\frac{-\Delta U}{\sqrt{2}\Delta \sigma}\right) - P(\infty) \right] \quad (43)$$

$$= \frac{\Delta U}{2} \left[ \operatorname{erf}\left(\frac{\Delta U}{\sqrt{2}|\Delta \sigma|}\right) - 1 \right] + \frac{|\Delta \sigma|}{\sqrt{2\pi}} e^{-\frac{\Delta U^2}{2\Delta \sigma^2}} \quad (44)$$

Next, if  $\Delta U < 0$  and  $\Delta \sigma > 0$  we recover the same integral as (35), and if  $\Delta U < 0$  and  $\Delta \sigma < 0$  we recover the same integral as (41). Hence the general solution for all  $\Delta \sigma$  is (44).

□

## J

In this Appendix we present the GAM dose response model including parameter values, and show that it corresponds to a heteroskedastic additive noise model and calculate the expected harm for a given dose.

We follow the set-up described in [69], where outcome  $Y$  denotes the level of improvement in the symptoms of schizoaffective patients following treatment and compared to pre-treatment levels, measured in terms of the Positive and Negative Syndrome Scale (PANSS) [89]. The response of  $Y$

w.r.t dose  $A$  (Aripiprazole mg/day) is determined using a generalized additive model fit with a cubic splines regression and random effects,

$$y = \theta_1 a + \theta_2 f(a) + \varepsilon_0 \quad (45)$$

where the parameters  $\theta_i$  are random variables  $\theta_i \sim \mathcal{N}(\hat{\theta}_i, V_i)$ ,  $\varepsilon_0 \sim \mathcal{N}(0, V_0)$  is the sample noise, and the spline function  $f(a)$  is given by,

$$f(a) = \frac{(a - k_1)_+^3 - \frac{k_3 - k_1}{k_3 - k_2} (a - k_2)_+^3 + \frac{k_2 - k_1}{k_3 - k_2} (a - k_3)_+^3}{(k_3 - k_1)^2} \quad (46)$$

where  $k_1, k_2, k_3$  are the knots at  $a = 0, 10$  and  $30$  respectively, with  $(u)_+ = \max\{0, u\}$ . In the following we assume for simplicity that  $\theta_1$  and  $\theta_2$  are independent. This hierarchical model can be expressed as an SCM with the mechanism for  $Y$  given by,

$$y = (\hat{\theta}_1 a + \hat{\theta}_2 f(a)) + \varepsilon_1 a + \varepsilon_2 f(a) + \varepsilon_0 \quad (47)$$

where  $\varepsilon_i \sim \mathcal{N}(0, V_i)$ . We will now reparameterise this as an equivalent SCM that is an additive heteroskedastic noise model. Using the identifies  $Z = kY$ ,  $Y \sim \mathcal{N}(0, 1) \implies Z \sim \mathcal{N}(0, k^2)$ , and  $Z = X + Y$ ,  $X \sim \mathcal{N}(0, V_X)$ ,  $Y \sim \mathcal{N}(0, V_Y) \implies Z \sim \mathcal{N}(0, V_X + V_Y)$  (where  $V_X$  is the variance of  $X$  and likewise for  $V_Y, Y$ ), we can replace  $\varepsilon_1 a + \varepsilon_2 f(a) \rightarrow \varepsilon g(a)$  where  $\varepsilon \sim \mathcal{N}(0, 1)$  and  $g(a) = \sqrt{a^2 V_1 + f(a)^2 V_2}$ . We can therefore reparameterise the mechanism for  $Y$  as

$$y = \mathbb{E}[U|a] + g(a)\varepsilon + \varepsilon_0 \quad (48)$$

where we have used  $U(a, x, y) = U(a, y) = y$  and the fact that  $\varepsilon, \varepsilon_0$  are mean zero to give  $\mathbb{E}[U|a] = \theta_1 a + \theta_2 f(a)$ . Finally, we note that the sample noise term  $\varepsilon_0$  cancels in the expression for the harm,

$$\mathbb{E}[h|a] = \int_y dy \int_{y^*} dy^* P(y, Y_{\bar{a}} = y^*, |a) \max(0, U(\bar{a}, y^*) - U(a, y)) \quad (49)$$

$$= \int_y dy \int_{y^*} dy^* P(Y_a = y, Y_{\bar{a}} = y^*) \max(0, U(\bar{a}, y^*) - U(a, y)) \quad (50)$$

$$= \int_{\varepsilon} P(\varepsilon) d\varepsilon \int_{\varepsilon_0} P(\varepsilon_0) d\varepsilon_0 \int_y dy \int_{y^*} dy^* P(Y_a = y, Y_{\bar{a}} = y^* | \varepsilon, \varepsilon_0, a) \max(0, U(\bar{a}, y^*) - U(a, y)) \quad (51)$$

$$= \int_{\varepsilon} P(\varepsilon) d\varepsilon \int_{\varepsilon_0} P(\varepsilon_0) d\varepsilon_0 \int_y dy \int_{y^*} dy^* P(y, | \varepsilon, \varepsilon_0, a) P(Y_{\bar{a}} = y^*, | \varepsilon, \varepsilon_0) \max(0, U(\bar{a}, y^*) - U(a, y)) \quad (52)$$

Substituting in  $P(Y_a = y | \varepsilon, \varepsilon_0) = \delta(y - f(a) + g(a)\varepsilon + \varepsilon_0)$  gives,

$$\mathbb{E}[h|a] = \int_{\varepsilon} P(\varepsilon) d\varepsilon \int_{\varepsilon_0} P(\varepsilon_0) d\varepsilon_0 \max(0, f(\bar{a}) + g(\bar{a})\varepsilon + \varepsilon_0 - f(a) - g(a)\varepsilon - \varepsilon_0) \quad (53)$$

$$= \int_{\varepsilon} P(\varepsilon) d\varepsilon \int_{\varepsilon_0} P(\varepsilon_0) d\varepsilon_0 \max(0, f(\bar{a}) - f(a) + (g(\bar{a}) - g(a))\varepsilon) \quad (54)$$

$$= \int_{\varepsilon} P(\varepsilon) d\varepsilon \max(0, f(\bar{a}) - f(a) + (g(\bar{a}) - g(a))\varepsilon) \quad (55)$$

Therefore we can ignore the sample noise term when calculating the expected harm, instead calculating the expected harm for the model  $Y = f(a) + g(a)\varepsilon$ . This is a heteroskedastic additive noise model, and therefore by Theorem 5 the expected harm is,

$$\mathbb{E}[h|a] = \frac{\Delta U}{2} \left[ \operatorname{erf} \left( \frac{\Delta U}{\sqrt{2}\Delta\sigma} \right) - 1 \right] + \frac{\Delta\sigma}{\sqrt{2\pi}} e^{-\Delta U^2/2\Delta\sigma^2} \quad (56)$$

where  $\Delta U = \mathbb{E}[U|a] - \mathbb{E}[U|\bar{a}]$ ,  $\Delta\sigma = g(a) - g(\bar{a})$  and  $g(a) = \sqrt{a^2 V_1 + f(a)^2 V_2}$

The resulting curves presented in Figure 2 are calculated using (56) and the parameter values taken from [69] (Table 1), which are fitted in a meta-analysis of the dose-responses reported in [90, 91, 92, 93, 94].

Table 1: Parameters for the hierarchical generalized additive dose-response model reported in [69]

Parameter	Value
$\hat{\theta}_1$	0.937
$\hat{\theta}_2$	-1.156
$V_1$	0.03
$V_2$	0.10

## K

In this Appendix we present proofs of Theorems 2, 3 and 4. First, we prove Theorem 2.

**Theorem 2:** For any utility functions  $U$ , environment  $\mathcal{M}$  and default action  $A = \bar{a}$  the expected HPU is never a harmful objective for  $\lambda > 0$ .

*Proof.* Let  $a_{\max} = \arg \max_a \{\mathbb{E}[U|a, x] - \lambda \mathbb{E}[h|a, x; \mathcal{M}]\}$ . If  $\exists a' \neq a_{\max}$  such that  $\mathbb{E}[U|a', x] \geq \mathbb{E}[U|a_{\max}, x]$  and  $\mathbb{E}[h|a', x; \mathcal{M}] < \mathbb{E}[h|a_{\max}, x; \mathcal{M}]$ , then  $\mathbb{E}[U|a_{\max}, x] + \lambda \mathbb{E}[h|a_{\max}, x; \mathcal{M}] < \mathbb{E}[U|a', x] + \lambda \mathbb{E}[h|a', x; \mathcal{M}] \forall \lambda > 0$  and so  $a_{\max} \neq \arg \max_a \{\mathbb{E}[U|a, x] - \lambda \mathbb{E}[h|a, x; \mathcal{M}]\}$ .  $\square$

Next, we prove theorems 3 and 4 by example, constructing distributional shifts that reveal if an objective function is harmful. To do this we make use of a specific family of structural causal models—counterfactually independent models.

**Definition 14** (counterfactual independence (CFI)).  $Y$  is counterfactually independent in with respect to  $A$  in  $\mathcal{M}$  if,

$$P(y_{a^*}^*, y_a | x) = \begin{cases} P(y_a | x) \delta(y_a - y_{a^*}^*) & a = a^* \\ P(y_{a^*}^* | x) P(y_a | x) & \text{otherwise} \end{cases} \quad (57)$$

Counterfactually independent models (CFI models) are those for which the outcome  $Y_a$  is independent to any counterfactual outcome  $Y_{a'}$ . Next we show that there is always a CFI model that can induce any factual outcome statistics.

**Lemma 1.** For any desired outcome distribution  $P(y|a, x)$  there is a choice of exogenous noise distribution  $P(e^Y)$  and causal mechanism  $f_Y(a, x, e^Y)$  such that  $Y$  is counterfactually independent with respect to  $A$

*Proof.* Consider the causal mechanism  $y = f_Y(a, x, e^Y)$  for some fixed  $X = x$ , and exogenous noise distribution  $P(E^Y = e^Y)$ . Let the noise term be described by the random field  $E^Y = \{E^Y(a, x) : a \in A, x \in X\}$ , with  $P(E^Y = e^y) = \times_{a \in A, x \in X} P(E^y(a, x) = e^y(a, x))$  and with  $\operatorname{dom}(E^Y(a, x)) = \operatorname{dom}(Y) \forall A = a, X = x$ . I.e. we choose the noise distribution to be joint state over mutually independent noise variables, one for every action  $A = a$  and context  $X = x$ , and where each of these variables has the same domain as  $Y$ . Next, we choose the causal mechanism,

$$f_Y(a, x, e^Y) = e^Y(a, x) \quad (58)$$

i.e. the value of  $Y$  for action  $A = a$  and context  $X = x$  is the state of the independent noise variable  $E^Y(a, x)$ . By construction this is a valid SCM, and we note that the factual distributions (calculated with (4)) are given simply by,

$$P(y|a, x) = P(E^Y(a, x) = y) \quad (59)$$

Likewise applying our choice of mechanism and noise distribution to (4) gives (for  $a \neq a'$ ) the counterfactual distribution,

$$P(Y_a = y, Y_{a'} = y'|x) = P(E^Y(a, x) = y)P(E^Y(a', x) = y') \quad (60)$$

$$= P(Y_a = y|x)P(Y_{a'} = y'|x) \quad (61)$$

and likewise gives  $P(y_a|x)\delta(y_a - y'_{a'})$  for  $a = a'$ . Finally, we note that we can choose any  $P(y_a|x) = P(E^Y(a, x) = y)$ , hence there is a CFI model that induces any factual outcome distribution we desire.  $\square$

Next, we show that in counterfactually independent models there are outcome distributional shifts that only change the expected harm of individual actions, without changing any other factual or counterfactual statistics.

**Lemma 2.** *For  $\mathcal{M}$  and (context-dependent) default action  $A = \bar{a}(x)$ , if  $U$  is outcome dependent for the default action  $\bar{a}(x)$  and some other action  $a \neq \bar{a}(x)$ , then there are three outcome distributionally shifted environments  $\mathcal{M}_0, \mathcal{M}_+$  and  $\mathcal{M}_-$  such that;*

1.  $\mathbb{E}[h|a, x; \mathcal{M}_-] < \mathbb{E}[h|a, x; \mathcal{M}_0] < \mathbb{E}[h|a, x; \mathcal{M}_+]$
2.  $\mathbb{E}[h|b, x; \mathcal{M}_-] = \mathbb{E}[h|b, x; \mathcal{M}_0] = \mathbb{E}[h|b, x; \mathcal{M}_+] \forall b \neq a$
3.  $P(y|a', x; \mathcal{M}_0) = P(y|a', x; \mathcal{M}_+) = P(y|a', x; \mathcal{M}_-) \forall a' \in A$ , including  $a, \bar{a}(x)$

*Proof.* In the following we suppress the notation  $\bar{a}(x) = \bar{a}$ . To construct the environment  $\mathcal{M}_0$  we restrict to a binary outcome distribution for each action such that  $P(y_a|x)$  is completely concentrated on the highest and lowest utility outcomes,

$$Y_a = 1 \implies Y_a = \arg \max_y U(a, x, y) \quad (62)$$

$$Y_a = 0 \implies Y_a = \arg \min_y U(a, x, y) \quad (63)$$

$$1 = P(Y_a = 1|x; \mathcal{M}_0) + P(Y_a = 0|x; \mathcal{M}_0) \quad (64)$$

Note that we abuse notation as the variables  $Y_a = 1$  and  $Y_b = 1$  will not be in the same state in general, and the states 1, 0 denote the max/min utility states under any given action, rather than a fixed state of  $Y$ . By Lemma 1 we can choose  $Y_a$  to be counterfactually independent with respect to  $A$ . Recalling our parameterization of CFI models in Lemma 1, with noise distribution  $P(E^Y = e^Y) = \times_{a \in A, x \in X} P(E^Y(a, x) = e^Y(a, x))$ ,  $\text{dom}(E^Y(a, x)) = \text{dom}(Y)$ , and causal mechanism  $f_Y(a, x, e^Y) = e^Y(a, x)$ , therefore  $E^Y(a, x) \in \{0, 1\} \forall a, x$ . The expected harm for action  $\text{do}(A = a)$  is,

$$\mathbb{E}[h|a, x; \mathcal{M}_0] = \sum_{y_a=0}^1 \sum_{y_{\bar{a}}=0}^1 P(y_{\bar{a}}|x)P(y_a|x) \max\{0, U(\bar{a}, x, y_{\bar{a}}) - U(a, x, y_a)\} \quad (65)$$

where we have used the fact that  $P(y_{\bar{a}}^*, y|a, x) = P(y_{\bar{a}}^*, y_a|x)$  and used counterfactual independence.  $U(a, x, 0) < U(\bar{a}, x, 1)$  and so if we choose non-deterministic outcome distributions for  $P(y_a|x)$  and  $P(y_{\bar{a}}|x)$  then (65) is strictly greater than 0.



We can construct the desired  $\mathcal{M}_\pm$  by keeping the causal mechanism but changing the factorized exogenous noise distribution in  $\mathcal{M}$  to be,

$$P'(E^Y = e^Y; \mathcal{M}_+) = P(E^Y = e^Y; \mathcal{M}_0) + (-1)^{e^Y(a,x) - e^Y(\bar{a},x)} \phi_+ \quad (66)$$

$$P'(E^Y = e^Y; \mathcal{M}_-) = P(E^Y = e^Y; \mathcal{M}_0) + (-1)^{e^Y(a,x) - e^Y(\bar{a},x)} \phi_- \quad (67)$$

where  $\phi_\pm \in \mathbb{R}$  are constants that satisfy the bounds  $\max\{-P(Y_{\bar{a}} = 1|x)P(Y_a = 1|x), -P(Y_{\bar{a}} = 0|x)P(Y_a = 0|x)\} \leq \phi_\pm \leq \min\{P(Y_{\bar{a}} = 1|x)P(Y_a = 0|x), P(Y_{\bar{a}} = 0|x)P(Y_a = 1|x)\}$ . It is simple to check that for any  $\phi$  that satisfies these bounds we recover  $\sum_{e^Y} P'(E^Y = e^Y) = 1$ ,  $P'(E^Y = e^Y) \geq 0 \forall e^Y$ , and therefore  $P'$  is a valid noise distribution. Keeping the same causal mechanism  $f_Y$  is  $\mathcal{M}_\pm$  as in  $\mathcal{M}_0$  gives  $P(y_a|x; \mathcal{M}_0) = P(y_a|x; \mathcal{M}_+) = P(y_a|x; \mathcal{M}_-)$  as,

$$P'(y_i|x) = \sum_{e^Y(0,x)=0}^1 \dots \sum_{e^Y(i-1,x)=0}^1 \sum_{e^Y(i+1,x)=0}^1 \dots \sum_{e^Y(|A|,x)=0}^1 \left[ \prod_{j=1}^{|A|} P(e^Y(j,x)) + (-1)^{e^Y(i,x) - e^Y(\bar{a},x)} \phi_\pm \right] \quad (68)$$

$$= P(e^Y(i,x)) + (-1)^{e^Y(i,x)-0} \phi_\pm + (-1)^{e^Y(i,x)-1} \phi_\pm \quad (69)$$

$$= P(e^Y(i,x)) = P(y_i|x) \quad (70)$$

and likewise for  $i = \bar{a}$ . This implies that for any desired outcome statistics  $P(y_a|x)$  there is a model where  $Y_a \perp Y_{a'} \forall (a, a')$  where  $a \neq a'$  except for the pair  $a, \bar{a}$ , so long as  $P(y_{\bar{a}}|x)$  and  $P(y_a|x)$  are non-deterministic (if they are deterministic,  $\phi_\pm = 0$  and  $\mathcal{M}_0 = \mathcal{M}_\pm$ ). Because  $Y_{a'} \perp Y_{\bar{a}} \forall a' \neq a$ , then  $H(a', x; \mathcal{M}_0) = H(a', x; \mathcal{M}_\pm) \forall a' \neq a$ . Also note that  $H(\bar{a}, x; \mathcal{M}) = 0$  for any  $U$  or  $\mathcal{M}$  if  $P(a|x) = \delta(a - \bar{a})$ , as  $P(Y_{\bar{a}} = i, Y_{\bar{a}} = k) = 0$  if  $i \neq k$  and if  $i = k$  (factual and counterfactual outcomes are identical) then the expected harm is zero. The only difference between  $\mathcal{M}_0$  and  $\mathcal{M}_\pm$  is  $P(y_{\bar{a}}, y_a|x; \mathcal{M}_+) \neq P(y_{\bar{a}}, y_a|x; \mathcal{M}_-) \neq P(y_{\bar{a}}, y_a|x; \mathcal{M}_0)$ , which differ for  $\phi_+ \neq 0, \phi_- \neq 0$  and  $\phi_+ \neq \phi_-$ . Substituting (66) and (67) into our expression for the expected harm as using the notation  $\Delta_{y,y'} = \max\{0, U(\bar{a}, x, y) - U(a, x, y')\}$  gives,

$$\mathbb{E}[h|a, x; \mathcal{M}_\pm] = \mathbb{E}[h|a, x; \mathcal{M}_0] + \phi_\pm [\Delta_{00} + \Delta_{11} - \Delta_{10} - \Delta_{01}] \quad (71)$$

$$\mathbb{E}[h|a', x; \mathcal{M}_\pm] = \mathbb{E}[h|a', x; \mathcal{M}_0], \quad a' \neq a \quad (72)$$

Now, as  $\max_y U(a, x, y) > \min_y U(\bar{a}, x, y)$  then  $\Delta_{01} = 0$ . For the coefficient of  $\phi_\pm$  in (71) to be zero, we would therefore require that  $\Delta_{00} + \Delta_{11} = \Delta_{10}$ . We know  $\Delta_{10} > 0$  because otherwise  $\min_y U(a, x, y) > \max_y U(\bar{a}, x, y)$ , therefore the minimal value of  $\Delta_{10}$  is  $\max_y U(\bar{a}, x, 1) - \min_y U(a, x, y)$ . If  $\Delta_{00} \neq 0$  and  $\Delta_{11} \neq 0$  then  $\Delta_{00} + \Delta_{11} \geq \Delta_{10}$  implies  $\min_y U(\bar{a}, x, y) \geq \max_y U(a, x, y)$  which violates our assumptions, therefore  $\Delta_{00} + \Delta_{11} < \Delta_{10}$ . If  $\Delta_{00} = 0$  clearly we cannot have  $\Delta_{11} = \Delta_{10}$  as  $\min_y U(a, x, y) < \max_y U(a, x, y)$  by our assumptions, and likewise if  $\Delta_{11} = 0$  we cannot have  $\Delta_{00} = \Delta_{10}$  as this would imply  $\min_y U(\bar{a}, x, y) = \max_y U(\bar{a}, x, y)$  which violates our assumptions. Therefore we can conclude that the coefficient in (71) is greater than zero.

Therefore if we choose any  $0 < \phi_+ < \min\{P(Y_{\bar{a}} = 1|x)P(Y_a = 0|x), P(Y_{\bar{a}} = 0|x)P(Y_a = 1|x)\}$  we get  $\mathbb{E}[h|a, x; \mathcal{M}_+] > \mathbb{E}[h|a, x; \mathcal{M}_0]$ , and any  $\max\{P(Y_{\bar{a}} = 1|x)P(Y_a = 1|x), P(Y_{\bar{a}} = 0|x)P(Y_a = 0|x)\} < \phi_- < 0$ , we get  $\mathbb{E}[h|a, x; \mathcal{M}_-] < \mathbb{E}[h|a, x; \mathcal{M}_0]$ .  $\square$

**Lemma 3.** For (context dependent) default action  $A = \bar{a}(x)$ ,  $\mathbb{E}[h|\bar{a}(x), x; \mathcal{M}] = 0 \forall \mathcal{M}$

*Proof.* In the following we suppress the notation  $\bar{a}(x) = \bar{a}$ .

$$\mathbb{E}[h|\bar{a}, x; \mathcal{M}] = \int_{y^*, y} P(Y_{\bar{a}} = y^*, Y = y|\bar{a}, x; \mathcal{M}) \max\{0, U(\bar{a}, x, y^*) - U(\bar{a}, x, y)\} \quad (73)$$

$$= \int_{y^*, y} P(Y_{\bar{a}} = y^*, Y_{\bar{a}} = y|x; \mathcal{M}) \max\{0, U(\bar{a}, x, y^*) - U(\bar{a}, x, y)\} \quad (74)$$

$$= \int_{y^*, y} P(Y_{\bar{a}} = y|x; \mathcal{M}) \delta(y^* - y) \max\{0, U(\bar{a}, x, y^*) - U(\bar{a}, x, y)\} \quad (75)$$

$$= \int_y P(Y_{\bar{a}} = y|x; \mathcal{M}) \max\{0, U(\bar{a}, x, y) - U(\bar{a}, x, y)\} \quad (76)$$

$$= 0 \quad (77)$$

$$P(y|a, x) = P(y_a|x).$$

□

**Theorem 3:** For any (context dependent) default action  $A = \bar{a}(x)$ , if there is a context  $X = x$  where the user's utility function is outcome dependent for  $\bar{a}(x)$  and some other action  $a \neq \bar{a}(x)$ , then there is an outcome distributional shift such that  $U$  is harmful in the shifted environment.

*Proof.* For the expected utility to not be harmful by Definition 6, it must be that  $\mathbb{E}[h|a, x] > \mathbb{E}[h|b, x] \implies \mathbb{E}[U|a, x] < \mathbb{E}[U|b, x]$ . Given our assumption of outcome dependence, we know there is a context  $X = x$  such that the utility functions for  $\bar{a}(x)$  and  $a \neq \bar{a}(x)$  overlap, that is  $\min_y U(a, x, y) < \max_y U(\bar{a}(x), x, y)$  and  $\max_y U(a, x, y) > \min_y U(\bar{a}(x), x, y)$ . In the following we drop the notation  $\bar{a}(x) = \bar{a}$ . We can restrict our agent to choose between these two actions and construct an outcome distributional shift such that; i) The outcomes  $Y_a$  and  $Y_{\bar{a}}$  are binary with one outcome maximizing the utility for that action and the other minimizing the utility, i.e.  $Y_a \in \{\max_y U(a, x, y), \min_y U(a, x, y)\}$  and  $Y_{\bar{a}} \in \{\max_y U(\bar{a}, x, y), \min_y U(\bar{a}, x, y)\}$ , ii)  $\mathbb{E}[U|a, x] = \mathbb{E}[U|\bar{a}, x]$ , iii)  $P(y_a|x)$  and  $P(y_{\bar{a}}|x)$  are non-deterministic. This follows from the fact that the set of possible expected utility values for an action  $a$  is the set of mixtures over  $U(a, x, y)$  with respect to  $y$ , and as  $Y_a = 0, 1$  are the extremal points of this convex set, the expected utility for action  $a$  in context  $x$  can be written as  $P(Y_a = 0|x)U(a, x, 0) + P(Y_a = 1|x)U(a, x, 1)$ . Then, as the utility functions for  $a$  and  $\bar{a}$  overlap there is point in the intersection of these convex sets that is non-extremal (and hence, a non-deterministic mixture).

By Lemma 3 the default action causes zero expected harm. By Lemma 2 we can construct a shifted environment  $\mathcal{M}_0$  where the non-default action  $a \neq \bar{a}$  has non-zero harm for any non-deterministic  $P(y_a|x)$ . We can therefore construct  $\mathcal{M}_0$  such that i)  $\mathbb{E}[Y_a|x] = \mathbb{E}[Y_{\bar{a}}|x]$ , and ii)  $\mathbb{E}[h|a, x] > \mathbb{E}[h|\bar{a}, x]$ , violating our requirement that  $\mathbb{E}[h|a, x] > \mathbb{E}[h|b, x] \implies \mathbb{E}[U|a, x] < \mathbb{E}[U|b, x]$ .

□

**Theorem 4:** For any (context dependent) default action  $A = \bar{a}(x)$ , if there is a context  $X = x$  where the user's utility function is outcome dependent for  $\bar{a}(x)$  and two other actions  $a_1, a_2 \neq \bar{a}(x)$ , then for any factual objective function  $J$  there is an outcome distributional shift such that maximizing the  $J$  is harmful in the shifted environment.

*Proof.* By assumption there is a context  $X = x$  for which the utility functions for  $a_1, a_2$  and  $\bar{a}(x)$  overlap. In the following we drop the notation  $\bar{a}(x) = \bar{a}$ . There is a choice of non-deterministic outcome distributions  $P(y_{\bar{a}}|x)$ ,  $P(y_{a_1}|x)$  and  $P(y_{a_2}|x)$  such that all three actions have the same expected utility. By Lemma 2 for any non-deterministic outcome distribution we can choose  $\mathcal{M}_0$  such that  $\mathbb{E}[h|a_1, x; \mathcal{M}_0] > 0$ , and  $\mathbb{E}[h|a_2, x; \mathcal{M}_0] > 0$ , and by Lemma 3  $\mathbb{E}[h|\bar{a}, x; \mathcal{M}] = 0 \forall \mathcal{M}$ . Therefore  $\exists \mathcal{M}_0$  that is an outcome distributional shift of the original environment  $\mathcal{M}$  such that  $\bar{a}, a_1, a_2$  have the same expected utility,  $\bar{a}$  has zero expected harm and  $a_1, a_2$  have non-zero expected harm.

If  $\mathbb{E}[h|a_1, x; \mathcal{M}_0] = \mathbb{E}[h|a_2, x; \mathcal{M}_0]$  then by Lemma 2 there are outcome-shifted environments  $\mathcal{M}_\pm$  such that  $\bar{a}$ ,  $a_1$  and  $a_2$  have the same factual statistics as in  $\mathcal{M}_0$  and  $\mathbb{E}[h|a_2, x; \mathcal{M}_0] = \mathbb{E}[h|a_2, x; \mathcal{M}_\pm]$ , but the harm caused by  $a_1$  is increased(decreased) by some non-zero amount. Therefore in  $\mathcal{M}_+$   $a_1$  and  $a_2$  have the same expected utility but  $a$  has a strictly higher expected harm, and in order to be non-harmful it must be that  $\mathbb{E}[J|a_1, x; \mathcal{M}_+] < \mathbb{E}[J|a_2, x; \mathcal{M}_+]$ . Likewise in  $\mathcal{M}_-$   $a_1$  and  $a_2$  have the same expected utility but the expected harm for  $a_1$  is strictly lower than for  $a_2$ , therefore in order to be non-harmful it must be that  $\mathbb{E}[J|a_1, x; \mathcal{M}_-] > \mathbb{E}[J|a_2, x; \mathcal{M}_-]$ . Finally we note that  $\mathbb{E}[J|a, x; \mathcal{M}_+] = \mathbb{E}[J|a, x; \mathcal{M}_-] = \mathbb{E}[J|a, x; \mathcal{M}_0] \forall a \in A$  as the factual statistics are identical in  $\mathcal{M}_0, \mathcal{M}_\pm$ , i.e.  $P(y_a|x; \mathcal{M}_+) = P(y_a|x; \mathcal{M}_-) = P(y_a|x; \mathcal{M}_0)$ . Therefore any  $J$  must be harmful in either  $\mathcal{M}_+$  and  $\mathcal{M}_-$ , and therefore there is an outcome distributional shift  $\mathcal{M} \rightarrow \mathcal{M}_+$  or  $\mathcal{M} \rightarrow \mathcal{M}_-$  such that  $J$  is harmful in the shifted environment.

If  $\mathbb{E}[h|a_1, x; \mathcal{M}_0] \neq \mathbb{E}[h|a_2, x; \mathcal{M}_0]$ , assume without loss of generality that  $\mathbb{E}[h|a_1, x; \mathcal{M}_0] > \mathbb{E}[h|a_2, x; \mathcal{M}_0]$ . As  $\bar{a}$ ,  $a_1$  and  $a_2$  have the equal expected utilities then so does any mixture of these actions, in  $\mathcal{M}_0$  and  $\mathcal{M}_\pm$ . Restrict the agent to choose between action  $a_2$  and a mixture of actions  $\bar{a}$  and  $a_1$ —i.e. a stochastic or ‘soft’ intervention [19, 85], which involves replacing the causal mechanism for  $A$  with a mixture  $\tau := q[A = a_1] + (1 - q)[A = a_0]$  where  $q$  is an independent binary noise term. By linearity the expected utility for this mixed action is  $\mathbb{E}[U_\tau|x] = q\mathbb{E}[U_{a_1}|x] + (1 - q)\mathbb{E}[U_{\bar{a}}|x] = \mathbb{E}[U_{a_1}|x]$  as all three actions have the same expected utility, and has an expected harm  $\mathbb{E}[h|\tau, x; \mathcal{M}_0] = q\mathbb{E}[h|a_1, x; \mathcal{M}_0] + (1 - q)\mathbb{E}[h|\bar{a}, x; \mathcal{M}_0] = q\mathbb{E}[h|a_1, x; \mathcal{M}_0]$  as  $\mathbb{E}[h|\bar{a}, x; \mathcal{M}_0] = 0 \forall \mathcal{M}_0$ . Therefore as  $\mathbb{E}[h|a_1, x; \mathcal{M}_0] > 0$  and  $\mathbb{E}[h|a_2, x; \mathcal{M}_0] > 0$  we can choose  $p > 0$  such that  $\mathbb{E}[h|\tau, x; \mathcal{M}_0] = \mathbb{E}[h|a_2, x; \mathcal{M}_0]$ . Therefore in  $\mathcal{M}_0$ ,  $a_2$  and  $\tau$  have the same expected harm and utility, and in  $\mathcal{M}_+$  they have the same expected utility but  $\tau$  is more harmful than  $a_2$  as  $\mathbb{E}[h|a_1, x; \mathcal{M}_+] > \mathbb{E}[h|a_1, x; \mathcal{M}_0]$  and  $p > 0$ , and in  $\mathcal{M}_-$  they have the same expected utility but  $a_2$  is more harmful than  $\tau$ . As the factual statistics  $P(y_a|x)$  are identical for  $\mathcal{M}_0$  and  $\mathcal{M}_\pm$ , so is the value of any factual objective function across all three environments. Hence, any factual objective function must be harmful in either  $\mathcal{M}_+$  or  $\mathcal{M}_-$ .  $\square$

## L

In this appendix we discuss the limitations of our results, explore some potential applications to more complicated domains, and discuss related works; namely counterfactual fairness [33] and path-specific objectives [75].

### L.1 Limitations

Our proposed framework for dealing with harm does not come without limitations to be investigated in future work. Similar to other works on causal inference (see [62] for review), our current setup assumes that all variables are observed when computing the counterfactual (no unobserved confounding), which may limit the applicability of our measure for harm to certain scenarios. For the sake of generality our theoretical results are derived in the SCM framework, and so taken at face value they assume knowledge of the SCM for the data generating process. While Theorem 4 establishes that there is no factual objective function that can give robust harm aversion in all situations, calculating the expected harm using counterfactual inference is not always the most appropriate method in some cases (such as when the SCM or some good approximation of it is not known). Several methods have been proposed for results with similar restrictions (e.g. in counterfactual fairness [95]). One approach that is particularly appropriate for dealing with harm is bounding counterfactuals, which allows for tight upper bounds to equation (6) to be derived using knowledge of the interventional distributions [25] or a combination of observational data, interventional data, and assumptions on the generative functions (such as monotonicity) [96]. Using this upper bound in place of the counterfactual harm in the HPU (Definition 4) is sufficient to ensure that the desired degree of harm aversion is satisfied (guaranteeing no actions violate a fixed harm-benefit ratio). One example of this upper bound is for binary actions and outcomes, i.e. for  $A, Y \in \{0, 1\}$  where without loss of generality  $\bar{a} = 0$ , and  $U = U(a, y)$ . Using the tight bounds from [25],

$$P(Y_0 = 1, Y_1 = 0) \leq \min \{P(Y_0 = 1), P(Y_1 = 0)\} \quad (78)$$

Note that the RHS of this inequality is identifiable without knowledge of the SCM. From this we can upper bound the harm,

$$h(A = 1, Y = 0) = \sum_{y^* \in \{0,1\}} P(Y_0 = y^* | y, a) \max\{0, U(0, y^*) - U(a, y)\} \quad (79)$$

$$\leq \sum_{y^* \in \{0,1\}} \min\{1, P(Y_1 = 0)/P(Y_0 = y^*)\} \max\{0, U(0, y^*) - U(1, 0)\} \quad (80)$$

$$tw \quad (81)$$

Another potential limitation is the assumption of knowledge of the SCM (or a good approximation), which is unlikely to be valid in complex domains. In section 6 we demonstrated our theoretical results in the relatively simple domain of dose-response analysis using GAM models. On the one hand these settings can be of high impact (for example GAMs are arguably the most widely used models in clinical trials, epidemiology and social policy precisely because they are simple and interpretable, and these domains have a high risk of harm from misspecified models [97]). This also allows us to observe that harm aversion has a significant impact even in these simple scenarios, without these results potentially being due to the intricacies of specific model architectures or inference schemes. However, in future work our framework should be extendable to more complex domains where we do not typically have access to the true SCM that describes the data generating process but some approximation (one exception being in simulations, where counterfactuals can be directly measured as the exogenous noise state is known).

There have been several recent proposals for performing counterfactual inference using deep learning methods, with promising results in diverse complex domains including learning deep structural causal models for medical imaging [37], visual question answering [38], vision-and-language navigation in robotics [39] and text generation [40]. These studies evidence that deep learning algorithms can learn to make good counterfactual inferences that can be used to support decision making without perfect knowledge of the underlying SCM. This is somewhat analogous to the fact that human decision making often utilizes counterfactual reasoning for various cognitive tasks [98] (for example, it is important for legal and ethical reasoning [28]), in spite of the fact that humans clearly do not having access to perfect structural causal models of their environments but learn approximations through heuristics and inductive biases [99].

We now briefly discuss two examples of current implementations of counterfactual reasoning in complex domains where our framework could be applied.

**Example: medical imaging.** Consider a recent study developing a deep structural causal models for generating counterfactual images of brain CT scans in patients with multiple sclerosis (MS) [100]. MS causes brain lesions and abnormalities, and CT scans of the brain can be used to predict health outcomes for patients including disease progression and long-term patient outcomes [101]. MS is known to have a wide range of demographic risk factors including smoking and exposure to chemical pollutants, and these factors are known to cause artefacts in brain scans such as lesions independently of MS. To determine the harm caused by the patient by the disease one has to determine what the patient’s ‘healthy’ scan would look like (if they did not have MS), given their factual scans which encode information about latent factors such as smoking and exposure to environmental pollutants (which also cause negative health outcomes through causal pathways that are not mediated by MS). Translating to our framework, the counterfactual harm Definition 3 can be estimated by generating samples of counterfactual healthy images  $y^* \sim P(Y_{\bar{a}} | a, y; \mathcal{M})$  where  $Y_{\bar{a}}$  is the counterfactual image under the intervention that sets the latent variable for duration of symptoms to zero (as in used to generate healthy images in [100]),  $Y$  is the factual image,  $A = a$  is the known factual duration of symptoms and  $\mathcal{M}$  is the deep structural causal model derived in [100]. Finally, the counterfactual harm (6) can be estimated using a reasonable utility function  $U(y)$  such as the predicted quality adjusted life years (QALYs) for a given CT scan evaluated using a deep learning model for predicting patient outcomes [101]. The resulting harm measure would be the expected decrease in QALYs caused by the presence of MS.

**Example: reinforcement learning.** Consider a recent study where a reinforcement learning agent is trained to determine optimal treatment policies for major depression [102]. A structural causal model is learned for the Markov decision process and used to generate counterfactual explanations for patient outcomes. Sequential decision making in medicine is a good use-case for our framework as there are well defined default treatment policies  $\pi(\bar{a}|s)$  (e.g patients with certain medical history receive a standardized treatments), and there is increasing interest in using reinforcement learning

techniques to improve patient outcomes by adapting treatments over time and personalizing them to patients (see for example [103, 104]). However, care must be taken to ensure that any learned treatment policies are not overly harmful compared to the standardized treatment policies that the patient would have received. For example, some treatment policies may improve patient outcomes on average by benefiting some patients while causing other patients worse outcomes than they would have had (much like with the allergic reaction in Examples 1 & 2—indeed these heterogeneous responses to treatments are commonplace in psychiatry and medicine in general). To apply our framework for harm aversion the agent can be trained with a harm-averse Bellman equation,

$$Q_\lambda(a, s; \mathcal{M}) = \sum_{s'} P(s'|a, s) \left[ R(a, s, s') - \lambda h(a, s, s'; \mathcal{M}) + \gamma \sum_{a'} \pi(a'|s') Q_\lambda(a', s'; \mathcal{M}) \right] \quad (82)$$

where  $\mathcal{M}$  is an SCM of the Markov decision process (derived in [102]) and,

$$h(a, s, s'; \mathcal{M}) = \sum_{s^*} P(S'_{\bar{a}(s)} = s^* | a, s, s') \max\{0, R(\bar{a}(s), s, s^*) - R(a, s, s')\} \quad (83)$$

where  $\bar{a}(s)$  is the deterministic default treatment choice that the patient would receive if they followed the standardized treatment rules. For  $\lambda = 0$  this reduces to the standard Bellman equation, but for  $\lambda > 0$  the agent chooses a policy that maximizes the discounted cumulative HPU (Definition 4) rather than the reward, and so will avoid actions that achieve higher cumulative reward at a harm-benefit ratio less than  $1 : 1 + \lambda$  (as described in section 4 and illustrated in Section 6).

## L.2 Relation to bigger picture AI safety and ethics

There very real potential for algorithms to cause harm have been widely studied (see for example [105, 106, 107, 108, 109] for reviews). It is important to note that our results do not solve these established AI safety problems. Harm-averse agents will still be susceptible to issues such as failures of robustness, poor risk aversion, model misspecification, and unsafe exploration, which can ultimately lead to harmful outcomes even if the agent is harm averse. For example, the problem of model-misspecification has been studied in relation to attempts to deal with algorithmic bias using causal models [95], and we expect harm-averse agents to be similarly susceptible to problems of model misspecification. Instead, our results point out a new failure mode in addition to these known examples—that algorithms that pursue factual objectives (which describes the vast majority of existing implementations) are incapable of robustly reasoning about harm and avoiding harmful actions. The solution we propose is to motivate the design of algorithms that are capable of reasoning counterfactually about their actions and objectives.

## L.3 Related work

In its original conception counterfactual fairness deals with prediction tasks  $\hat{Y} : X \rightarrow Y$  where the desire is to have a predictor  $\hat{Y}$  that is not unfairly influenced by a protected attribute  $A$  such as gender or race. Note  $A$  is a feature that typically cannot be intervened on, whereas in our setup  $A$  denotes an agent’s action. Harm is conceptually distinct from fairness—for example, it is possible to apply a strictly harmful action fairly—but the two measures can be used in tandem. For example, one could quantify if a action or decision was unfair, and whether or not the user was harmed due to this unfair action. Counterfactual fairness quantifies this unfair influence causally, using the counterfactual constraint,

$$P(\hat{Y}_a = y | X = x, A = a) = P(\hat{Y}_{a'} = y | X = x, A = a) \quad \forall a' \in A, y \in \hat{Y} \quad (84)$$

which states that the probability of predicting any given outcome should not be caused on average by the protected attribute  $A$ , where the counterfactual  $P(\hat{Y}_{a'} = y | X = x, A = a)$  is the probability of  $\hat{Y}$  given  $A = a$  if  $A$  had been equal to  $a'$ . Note that the counterfactual in (84) does not deal with the joint statistics of the factual outcome  $\hat{Y}_a$  and the counterfactual outcome  $\hat{Y}_{a'}$ . In [74] a path-specific variant of counterfactual fairness is proposed, which similar to our results makes use of counterfactual

contrasts with a baseline (in the case of [74] this a baseline value of the sensitive attribute). Similar to path-specific objectives below, this approach consider the case where there are fair and unfair causal pathways for the sensitive attribute to influence  $Y$  (where  $Y$  is a decision variable).

Another perhaps more related use of counterfactual inference for ethical AI is path-specific objectives [75]. This work refines the expected utility to take into account the fact that we often want to maximize utility via specific causal pathways due to ethical constraints. For example we can consider a simple model where the agent’s action  $A$  influences user feedback  $Y$  (and utility  $U(y)$ ) but also effects the users preferences  $H$  where  $A \rightarrow Y$ ,  $A \rightarrow H$  and  $H \rightarrow Y$ . To maximize utility without intentionally manipulating the user we must maximize along the causal pathway (1) :  $A \rightarrow Y$  without including contributions to the expected utility from the mediator pathway (2) :  $A \rightarrow H \rightarrow Y$ . This involves replacing the expected utility with its path-specific counterfactual equivalent, much in the same way that our path-specific harm (Definition 9) generalizes our path-independent definition of harm (Definition 3). As such the path-specific expected utility is still agnostic to harm just as the expected utility is, although it could be combined with the path specific harm in [75] to give a path-specific variant of the HPU (Definition 4). This would allow for harm averse decision making where the necessary degree of harm-aversion  $\lambda_{(i)}$  varies depending on the causal path  $(i)$ —for example, if we desire agents that have a high aversion for being directly harmful, but a lower degree of harm-aversion for indirect harm mediated by the actions of other agents (as described in Appendix B).