

A Reinforcement Learning Approach to Sensing Design in Resource-Constrained Wireless Networked Control Systems

Luca Ballotta*, Giovanni Peserico*[†], Francesco Zanini*

Abstract—In this paper, we consider a wireless network of smart sensors (agents) that monitor a dynamical process and send measurements to a base station that performs global monitoring and decision-making. Smart sensors are equipped with both sensing and computation, and can either send raw measurements or process them prior to transmission. Constrained agent resources raise a fundamental *latency-accuracy trade-off*. On the one hand, raw measurements are inaccurate but fast to produce. On the other hand, data processing on resource-constrained platforms generates *accurate* measurements at the cost of non-negligible *computation latency*. Further, if processed data are also compressed, latency caused by wireless communication might be higher for raw measurements. Hence, it is challenging to decide when and where sensors in the network should transmit raw measurements or leverage time-consuming local processing. To tackle this design problem, we propose a Reinforcement Learning approach to learn an efficient policy that dynamically decides when measurements are to be processed at each sensor. Effectiveness of our proposed approach is validated through a numerical simulation with case study on smart sensing motivated by the Internet of Drones.

I. INTRODUCTION

Networked Control Systems have represented a major breakthrough in control theory and applications, whereby sensing, computation, and actuation shift from being classically centralized to decentralized and distributed paradigms. This empowers multiple agents to coordinate and collaborate towards complex global tasks, such as management of electricity and energy harvesting in smart grids [1], [2], efficient resource utilization in the Internet of Things and smart agriculture [3], [4], modularization and productivity enhancement in Industry 4.0 [5], [6], [7], and traffic management enabled by interconnected vehicles [8], [9].

Further pushed by recent technological advances on both fronts of embedded electronics, such as micro controllers and GPU processors [10], [11], and powerful communication for massive local networks, such as 5G [12], [13], the current trend is to rely heavily on smart sensors and lightweight devices to share the computational burden across all network resources. Leading paradigms in this respect, such

as edge [14], [11] and fog computing [15], and federated learning, are being investigated across several application domains [16], [17].

However, emerging edge technologies are still limited compared to powerful servers and cloud resources. Indeed, resource-constrained devices need to account for several factors including hardware speed and energy consumption, whereby local data processing comes at the cost of non-negligible runtime. In particular, we consider the general scenario where a network of agents, such as robots or smart sensors, is coordinated by a central station that receives environmental data to perform remote monitoring or decision-making on a dynamical process of interest. Limited resources induce a *latency-accuracy trade-off* at individual agents (also attention vs. precision in robotics): sensors can either send raw, inaccurate measurements to the base station, or refine them locally before transmission, incurring extra *processing delay* due to hardware-constrained computation. Common options are averaging or filtering of noisy samples, compression of images or other high-dimensional data [18], [19], or descent direction computation in online learning [20], [21]. The dynamical nature of the monitored system makes such delayed processed measurements obsolete, so that sensing design for multiple, possibly heterogeneous, agents becomes nontrivial at network level, and may require online adaptation of local processing. In particular, as agents cooperate towards the global task, the choice of which of them should transmit raw or processed data, and when should they do that, induces a challenging design problem. Also, bandwidth constraints given by wireless channel may further increase complexity of the design by introducing non-negligible *communication latency*. Moreover, local computation might also compress collected information, so that raw measurements might take longer to be communicated to the base station.

Related literature. Control theory traditionally focuses on wireless communication-aware estimation and control, tailoring unreliability, latency, and packet drop [22], [23]. Sensors are usually fixed, so that the latency-accuracy trade-off is not addressed, and local computation need not relate to communication latency. Similar considerations also apply to literature in sensor selection and resource allocation [24], [25], [26], [27], which considers sensing design in the presence of budget constraints, with little attention to impact of delays (or even dynamics) on performance. Also in recent work on co-design of sensing, estimation, and control [28], [29], there is still no unifying framework that ties adaptive local processing and sensing design with variable computation and communication delays. Within robotic literature, computation

This work has been partially funded by the Italian Ministry of Education, University and Research (MIUR) through the PRIN project no. 2017NS9FEY entitled “Realtime Control of 5G Wireless Networks: Taming the Complexity of Future Transmission and Computation Challenges” and through the initiative “Departments of Excellence” (Law 232/2016). The views and opinions expressed in this work are those of the authors and do not necessarily reflect those of the funding institutions.

*Department of Information Engineering, University of Padova, 35131 Padova, Italy {luca.ballotta.1, giovanni.peserico, francesco.zanini.3}@phd.unipd.it

[†]Autec s.r.l., 36030 Caldogeno, Italy

Authors are listed in alphabetical order and contributed equally.

offloading in cloud robotics targets resource-constrained robots and wireless communication, but processing is usually designed for a single robot and may also neglects system dynamics [30]. Finally, a body of literature tailored to edge and fog computing studies resource-constrained edge devices that perform local computation, but still with little understanding of the actual system dynamics on performance and main focus on analysis or limited budget [31], [32]. In contrast, we address jointly sensing (agent local processing), computation and communication latency, and system dynamics, within a sensing design framework tailored to optimal performance.

In [33], the authors proposed a general model for a processing network, including impact of computation-dependent delays on system dynamics, and provided a heuristic sensing design. However, a major limitation of that work is that the designed sensing policy is static, *i.e.*, agents cannot adapt their processing online, which may hinder performance, in general. Also, it was assumed that sensors could store new incoming samples in an (infinite) buffer while processing one measurement. We overcome both restrictions through a novel framework that leverages the core insights presented in [33].

We propose two main contributions. First, we propose a new model for a *processing network*, which tailors more realistic sampling by resource-constrained agents that can adapt their local processing online to exploit the latency-accuracy trade-off. We address sensing design to manage processing across the network as an optimization problem that explicitly quantifies impact of computation and latency on performance (Section II). To solve this problem, we propose a Reinforcement Learning (RL) approach, which is detailed in Section III. RL, and data-driven methods in general, are becoming more and more popular in design of networked control systems and edge computing, because of the challenges of real-world applications [34], [17], [21]. Finally, in Section IV we validate our approach with a numerical simulation motivated by the Internet of Drones.

II. SYSTEM OVERVIEW AND PROBLEM FORMULATION

In this section, we first present the components of a processing network (Section II-A), and state the general problem of optimal estimation (Section II-B). Then, we propose a tractable version of that problem, and present a simplified setup with homogeneous sensors (Section II-C).

A. System Model

We consider a networked control system where smart sensors sample a time-varying signal and communicate acquired measurements to a common base station. In the following, we describe in detail the components that model such a *processing network*.

Dynamical System. The process of interest is described by a time-varying discrete-time linear dynamical system,

$$x_{k+1} = A_k x_k + w_k \quad (1)$$

where $x_k \in \mathbb{R}^n$ is the to-be-estimated state of the system, $A_k \in \mathbb{R}^{n \times n}$ is the state matrix, and $w_k \sim \mathcal{N}(0, W_k)$ is Gaussian noise that captures uncertainty in the model. In view of

sensor sampling and subsequent data transmission, we assume a discretized dynamics with time step T and subscript $k \in \mathbb{N}$ meaning the k th discrete time instant kT . Without loss of generality, we set the first instant $k_0 = 1$. The sampling time T represents a suitable time scale for the global monitoring and, possibly, decision-making task at hand.

Smart Sensors. Process modeled by (1) is measured by N smart sensors (also, sensors or agents) in the set $\mathcal{V} = \{1, \dots, N\}$, which output a noisy sample of the state,

$$y_k^{(i)} = x_k + v_k^{(i)}, \quad v_k^{(i)} \sim \mathcal{N}(0, V_{i,k}) \quad (2)$$

where $y_k^{(i)}$ is the measurement collected by the i th sensor at time k , $i \in \mathcal{V}$, and $v_k^{(i)}$ is measurement noise.

Agents can either communicate raw measurements or process collected information locally before transmission. Decentralized processing is largely employed in modern networked systems, whereby edge- and fog-computing paradigms alleviate the computational burden of resource-constrained edge servers or workstations. Processing may account for data compression, filtering, or more complex tasks such as feature extraction in robotic perception or gradient computation in online learning. Because of their limited hardware resources, the above choice generates a *latency-accuracy trade-off* at each agent: raw measurements are less accurate, but computation of processed data comes at the cost of extra delay. In particular, dynamics (1) progressively makes outdated measurements less informative with respect to the current state of the system, so that high accuracy alone might not pay off in a real-time monitoring task. The ensemble of all choices for local processing at agents (*sensing configurations*) affects global performance in a complex manner, whereby the presence of multiple agents renders unclear which of them should rely on local processing and which ones would be better off transmitting raw measurements. Indeed, [33] shows analytically that, with identical sensors, the optimal steady-state configuration is nontrivial. Also, the optimal sensing configuration is time varying, in general. We formally model the trade-off at each sensor through the following assumptions.

Assumption 1 (Sensing modes). The i th sensor can operate in either *raw* or *processing* mode. *Raw measurements* are generated after delay $\tau_{i,\text{raw}}$ with noise covariance $V_{i,k} \equiv V_{i,\text{raw}}$. *Processed measurements* are generated after *processing delay* $\tau_{i,\text{proc}}$ with noise covariance $V_{i,k} \equiv V_{i,\text{proc}}$.

Assumption 2 (Nominal sampling frequency). If the i th sensor acquires a sample at time k , the next sample occurs at time $k^+ = s_i(k)$,

$$s_i(k) \doteq \begin{cases} k + \tau_{i,\text{raw}} & \text{if } y_k^{(i)} \text{ is raw} \\ k + \tau_{i,\text{proc}} & \text{if } y_k^{(i)} \text{ is processed,} \end{cases} \quad (3)$$

$$\begin{aligned} \mathcal{K}_i &= \{s_i^t(k_0)\}_{t=0}^\infty \\ \text{s.t. } s_i^{t+1}(k) &= s_i(s_i^t(k)); \quad s_i^0(k_0) \doteq k_0, \end{aligned} \quad (4)$$

where \mathcal{K}_i is the sequence of all sampling instants from k_0 , and we denote the l th element of the sequence by $\mathcal{K}_i[l]$.

Assumption 3 (Latency-accuracy trade-off). For each sensor

$i \in \mathcal{V}$, it holds $\tau_{i,\text{proc}} > \tau_{i,\text{raw}}$ and $V_{i,\text{raw}} \succ V_{i,\text{proc}}$.¹

In words, Assumption 2 states that sensors have no buffer, but a new sample is collected only after the previous one has been transmitted (and possibly processed). Similarly to [33], Assumption 3 models high accuracy through “small” intensity (covariance) of measurement noise, *e.g.*, uncertainty of 1m^2 of raw vs. 0.1m^2 of processed distance measurements.

Remark 1 (Multiple processing modes). Sensors may have multiple options to process data. For example, robots equipped with smart cameras might run different geometric inference algorithms exhibiting latency-accuracy trade-off (in general, anytime behavior [35]). While we stick to a single processing mode for the sake of simplicity, our model and learning framework in Section III can also be extended in that respect.

Wireless communication. All sensors transmit over a shared wireless channel. This introduces *communication latency* to transport data from sensors to the base station, due to constraints of wireless transmission.² Two scenarios are possible: either delays do not depend on agent local processing (*e.g.*, ARMA filtering), or processed data are compressed (*e.g.*, 3D mesh compression). The latter case may bear a second performance trade-off: raw data are fast to compute but their transmission takes long, and vice versa for processed data.

Assumption 4 (Communication model). Packet drop and channel erasure probability are negligible.

No compression. Raw and processed data are transmitted with communication delay $\delta_i \geq 1$, $i \in \mathcal{V}$.

Compression. Raw measurements are transmitted with communication delay $\delta_i = \delta_{i,\text{raw}}$ and processed measurements with communication delay $\delta_i = \delta_{i,\text{proc}} \leq \delta_{i,\text{raw}}$.

The *delay at reception* Δ_i is the overall delay of measurements transmitted by the i th sensor to the base station. In particular, $\Delta_{i,\text{raw}} \doteq \tau_{i,\text{raw}} + \delta_{i,\text{raw}}$ and $\Delta_{i,\text{proc}} \doteq \delta_{i,\text{proc}} + \tau_{i,\text{proc}}$.

Fig. 1 illustrates sensing operations with computation delays and transmissions with communication delays.

Base Station. Data are transmitted to a base station in charge of estimating the state of the system x_k in real time. This enables global monitoring and possibly decision-making, *e.g.*, remote target tracking or centralized online learning.

Definition 1 (Available sensory data). In view of Assumptions 1, 2 and 4, all sensory data available at the base station at time k are

$$\mathcal{Y}_k \doteq \bigcup_{i \in \mathcal{V}} \bigcup_{l \in \mathbb{N}} \left\{ \left(y_{\mathcal{K}_i[l]}^{(i)}, V_{i,\mathcal{K}_i[l]} \right) : \mathcal{K}_i[l] + \Delta_{i,\mathcal{K}_i[l]} \leq k \right\}$$

$$\Delta_{i,\mathcal{K}_i[l]} \doteq \begin{cases} \Delta_{i,\text{raw}} & \text{if } y_{\mathcal{K}_i[l]}^{(i)} \text{ is raw} \\ \Delta_{i,\text{proc}} & \text{if } y_{\mathcal{K}_i[l]}^{(i)} \text{ is processed,} \end{cases} \quad (5)$$

where the l th measurement from the i th sensor $y_{\mathcal{K}_i[l]}^{(i)}$ is sampled at time $\mathcal{K}_i[l]$ and received after overall delay $\Delta_{i,\mathcal{K}_i[l]}$.

¹Covariance matrices are ordered according to Löwner order of positive semidefinite matrices. Even though this is a partial order, we require it in our model to express the latency-accuracy trade-off unambiguously.

²We assume that communications delays are comparable with T . This is not restrictive as the opposite case is easily modeled by neglecting them.

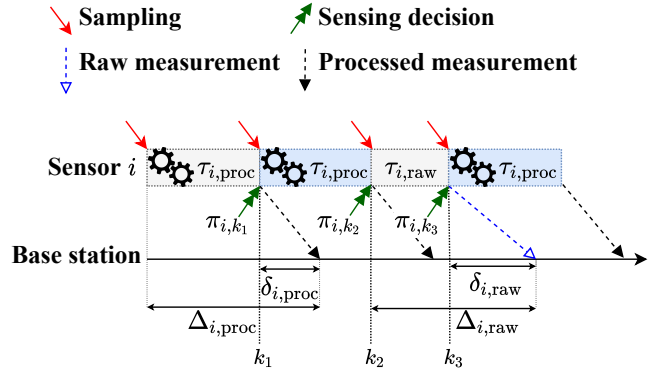


Fig. 1. Data are received at the base station after delay induced by computation (rectangular blocks) and communication (dashed arrows). Local computation at the i th sensor is ruled by sensing policy π_i . Given sensing decision $\pi_{i,k_1} = 1$, the sample collected at time k_1 is processed (processing delay $\tau_{i,\text{proc}}$), transmitted at time $k_2 = k_1 + \tau_{i,\text{proc}}$ (communication delay $\delta_{i,\text{proc}}$), and received at the base station at time $k_2 + \delta_{i,\text{proc}} = k_1 + \Delta_{i,\text{proc}}$.

According to Definition 1, a measurement $y_h^{(i)}$ is available for real-time estimation at time k if it is successfully delivered to the base station before or at time k , which entails that it has delay $\Delta_{i,h}$ through computation and communication. In Fig. 1, estimate of x_{k_2} is computed using only the first (leftmost) measurement, which is received after delay $\Delta_{i,\text{proc}}$.

B. Problem Statement

The trade-offs introduced in the previous section make the sensing design challenging when this scales to network level. In particular, it is not clear which sensors should transmit raw measurements, with poor accuracy and possibly long communication, and which sensors should refine data locally, with extra processing delay, and further, when should they choose either mode. Henceforth, it is desired to design *sensing policies* that decide on potential processing on-board each sensor in the network. We denote the policy for the i th sensor by $\pi_i \doteq \{\pi_{i,k}\}_{k \in \mathbb{N}}$. Each *sensing decision* $\pi_{i,k}$ is a binary variable: if $\pi_{i,k} = 0$, the measurement collected by sensor i at time k is transmitted raw, while if $\pi_{i,k} = 1$ the measurement is processed. Note that the sampling sequence \mathcal{K}_i itself will depend on policy π_i , according to evolution (3), cf. Fig. 1.

The estimate of x_k , denoted by \hat{x}_k , is computed via Kalman predictor, which is the optimal estimator for linear systems driven by Gaussian noise. It can be shown, *e.g.*, via standard state augmentation, that the Kalman predictor is optimal even with delayed or dropped measurements, whereby it suffices to ignore updates with measurement associated with missing data. Out-of-sequence arrivals can be handled by recomputing the most recent update steps starting from the latest arrived measurements, or by more sophisticated techniques [36], [37]. Let $\tilde{x}_k \doteq x_k - \hat{x}_k$ denote the estimation error associated with \hat{x}_k , and let $P_k \doteq \text{Var}(\tilde{x}_k)$ the error covariance matrix. We state the sensing design as an optimal estimation problem.

Problem 1 (Sensing Design for Processing Network). Given system (1)–(2) with Assumptions 1–4, find the optimal sensing policies π_i , $i \in \mathcal{V}$, so as to minimize the time-

averaged finite-horizon estimation error variance,

$$\begin{aligned} \arg \min_{\pi_i \in \Pi_i, i \in \mathcal{V}} \quad & \frac{1}{K} \sum_{k=k_0}^K \text{trace}(P_k^\pi) \\ \text{s.t.} \quad & P_k^\pi = f_{\text{Kalman}}(\mathcal{Y}_k^\pi) \\ & P_{k_0}^\pi = P_0, \end{aligned} \quad (6)$$

where the Kalman predictor $f_{\text{Kalman}}(\cdot)$ computes at time k state estimate \hat{x}_k^π and error covariance matrix P_k^π using data \mathcal{Y}_k^π available at the base station according to $\pi \doteq \{\pi_i\}_{i \in \mathcal{V}}$, and Π_i gathers all causal sensing policies of the i th sensor.

C. Sensing Policy: a Centralized Implementation

Problem 1 is combinatorial and does not scale with the size of the system. This raises a computational challenge in finding efficient sensing policies, as the search space may easily explode. On the one hand, the possible simultaneous sensing configurations do not scale with the number of sensors, *e.g.*, 10 sensors yield $2^{10} = 1024$ possible sensing configurations at each sampling instant. On the other hand, Problem 1 also requires to design the policy for each sensor, which is a combinatorial problem by itself that scales exponentially with the time horizon K . Furthermore, each sensing policy π_i not only affects data delay and accuracy, but also determines the sampling sequence \mathcal{S}_i for the i th sensor (cf. (3)), augmenting the search space to all possible sampling instants.

To make the problem more tractable, we restrict to a simple setup that greatly reduces computational complexity while still enabling useful insights and relevance to applications. We then propose an approximation of the original Problem 1 to be tackled by our learning method (Section III).

Remark 2 (Complexity with multiple processing modes). In the general case where the i th sensor has C_i processing modes, there are $\prod_{i \in \mathcal{V}} C_i$ sensing configurations in total.

1) *Homogeneous Sensors*: In this case, all sensors have identical sensing modes and noise statistics,

$$y_k^{(i)} = x_k + v_k^{(i)}, \quad v_k^{(i)} \sim \mathcal{N}(0, V_k), \quad (7)$$

with $V_k = V_{\text{raw}}$ or $V_k = V_{\text{proc}}$ for raw and processed data, respectively. Further, all sensors have computational delays τ_{raw} and τ_{proc} , and communication delays δ_{raw} and δ_{proc} (δ in case of no compression), for raw and processed data, respectively. Such *homogeneous sensor* scenario models the special but relevant case where sensors are interchangeable. This happens, *e.g.*, with sensors monitoring temperature in large plants or with smart cameras extracting high-level information such as object pose.

2) *Problem Simplification*: In this scenario, one just needs to decide *how many*, rather than *which*, sensors shall process at each time. Hence, the amount of sensing configurations drops to $N + 1$, greatly reducing the search space.³ Accordingly, we shift attention to a centralized *homogeneous sensing policy*.

Definition 2 (Homogeneous sensing policy). A *homogeneous sensing policy* is a sequence $\pi_{\text{hom}} = \{\pi_{\text{hom}, \ell}\}_{\ell=1}^L$, where each

³In the general case with C processing settings for each sensor, the total amount of configurations becomes $\binom{N+C-1}{C-1}$.

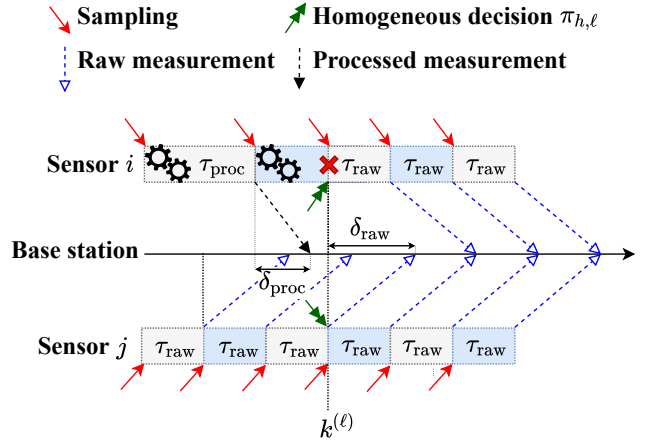


Fig. 2. Homogeneous sensors ruled by policy π_{hom} . As decision $\pi_{\text{hom}, \ell}$ is communicated, the i th sensor disregards current measurement (red cross) and immediately switches to raw mode, acquiring a new sample.

homogeneous decision $\pi_{\text{hom}, \ell} \in \{0, \dots, N\}$ is taken at time $k^{(\ell)}$. If $\pi_{\text{hom}, \ell} = p$, then p sensors process their measurements and $N - p$ send them raw between times $k^{(\ell)}$ and $k^{(\ell+1)}$. Without loss of generality, we set $k^{(1)} = k_0$ and $k^{(L)} < K$.

In words, the base station decides for all sensors at predefined time instants, which is convenient both in practical applications and to set up our learning procedure. However, frequency of decisions may be arbitrary, in general.

Centralized decisions may be communicated while some sensors are still processing their data. According to standard real-time control [38], [39], [40], we assume what follows.

Assumption 5 (Sampling frequency with homogeneous sensing policy). Decision $\pi_{\text{hom}, \ell}$ affects the minimum amount of sensors possible. When a sensor is commanded to switch mode, the current measurement is immediately discarded and sampling restarts with the new mode. Hence, given a measurement sampled at time k , dynamics (3) becomes

$$s_i^h(k) \doteq \begin{cases} \min \{k + \tau_{\text{raw}}, k^{(\ell)}\} & \text{if } y_k^{(i)} \text{ raw} \\ \min \{k + \tau_{\text{proc}}, k^{(\ell)}\} & \text{if } y_k^{(i)} \text{ processed,} \end{cases} \quad (8)$$

where $y_k^{(i)}$ is sampled before decision $\pi_{\text{hom}, \ell}$ is communicated, and it is discarded if it is not transmitted by time $k^{(\ell)}$. Further, we require $k^{(\ell+1)} \geq k^{(\ell)} + \tau_{\text{proc}}$, $\ell = 1, \dots, L - 1$.

In view of Assumption 5, the available sensory data at the base station now exclude measurements discarded by overlapping decisions. Formally, for the i th sensor, such data are raw (resp., processed) measurements $y_k^{(i)}$ sampled under decision $\pi_{\text{hom}, \ell-1}$ such that $k + \tau_{\text{raw}} > k^{(\ell)}$ (resp., $k + \tau_{\text{proc}} > k^{(\ell)}$), *i.e.*, their generation ends after a *different* mode is imposed at time $k^{(\ell)}$ by decision $\pi_{\text{hom}, \ell}$. Figure 2 illustrates the new sampling dynamics, with the second measurement of the i th sensor discarded at time $k^{(\ell)}$. To avoid excessive notational burden, we simply write $\mathcal{Y}_k^{\pi_{\text{hom}}}$ to denote available data at the base station at time k according to (8) and the discussed data dropping mechanism imposed by policy π_{hom} , that prunes some measurements from the set \mathcal{Y}_k .

In this scenario, Problem 1 simplifies as follows.

Problem 2 (Sensing Design for Homogeneous Processing Network). Given system (1), (7) with Assumptions 1–5 and sequence $\{k^{(\ell)}\}_{\ell=1}^L$, $k^{(\ell+1)} \geq k^{(\ell)} + \tau_{\text{proc}} \forall \ell < L$, $L < K$, find the optimal homogeneous sensing policy π_{hom} , with ℓ th decision $\pi_{\text{hom},\ell}$ scheduled at time $k^{(\ell)}$, so as to minimize the time-averaged finite-horizon estimation error variance,

$$\begin{aligned} \arg \min_{\pi_{\text{hom}} \in \Pi_{\text{hom}}} & \frac{1}{K} \sum_{k=k_0}^K \text{trace}(P_k^{\pi_{\text{hom}}}) \\ \text{s.t.} & P_k^{\pi_{\text{hom}}} = f_{\text{Kalman}}(\mathcal{Y}_k^{\pi_{\text{hom}}}) \\ & P_{k_0}^{\pi_{\text{hom}}} = P_0, \end{aligned} \quad (9)$$

where the Kalman predictor $f_{\text{Kalman}}(\cdot)$ computes at time k state estimate $\hat{x}_k^{\pi_{\text{hom}}}$ and error covariance matrix $P_k^{\pi_{\text{hom}}}$ using data $\mathcal{Y}_k^{\pi_{\text{hom}}}$ available at the base station according to π_{hom} , and Π_{hom} gathers all causal homogeneous sensing policies.

Remark 3 (Heterogeneous sensors). Problem 2 can be easily generalized to heterogeneous sensors, whereby decisions are centralized and the base station schedules *which* sensors process their data at each decision π_ℓ . However, while the centralized implementation reduces complexity associated with optimizing asynchronous mode switching of agents, the space of sensing configurations may still explode with the amount of sensors. In order to keep computational burden of learning reasonable, we focus on the homogeneous case in the following, with the understanding that the heterogeneous case increases computational complexity but can be embedded into our problem formulation and learning framework with little effort. Future work will focus on enabling compute-efficient strategies for (large-scale) heterogeneous networks, possibly with distributed methods such as multi-agent reinforcement learning, but this is out of the scope of this paper.

III. REINFORCEMENT LEARNING FRAMEWORK

By assuming complete knowledge of delays and measurement noise covariances affecting sensors in the different modes, both Problem 1 and 2 become analytically tractable. However, the computation of the exact minimizer requires to keep track of all starts and stops of data transmission for each sensor, resulting in a cumbersome procedure which admits no closed-form expression, and requires to solve a combinatorial problem which scales poorly with the amount of sensors.

Moreover, in real-life scenarios, the assumptions considered in the formulation of the problem may be too conservative, and the latter method does not allow for relaxations. Indeed, as long as either delays or covariances are not explicitly known or have some variability, *i.e.*, they can be modeled by proper random variables, the minimization becomes intractable. This is true even if the expectations of these random variables are known, since the dynamics in Problem 2 leads nonetheless to a non-linear behavior for the quantity of interest.

As a matter of fact, it is clear from Problem 2 that the covariance matrix P_k is strongly affected by the sensing configuration, *i.e.*, which sensors process their data and which transmit them raw. The problem of choosing the

optimal sensing policy in order to minimize the uncertainty of estimation is tackled through a Reinforcement Learning algorithm, because it allows much greater flexibility in the formulation and assumptions of the problem.

A. General Scenario

The Reinforcement Learning framework [41] consists of an agent interacting with an environment without having any prior knowledge of how the latter works and how its actions may impact on it. By collecting results of the interactions, which are expressed through a reward signal, the agent will learn to maximize this user-defined quantity, under the action of the unknown environment. This can be formalized with the help of the Markov Decision Process framework, in which the tuple $\langle \mathcal{S}, \mathcal{A}, \mathcal{P}, r, \gamma \rangle$ characterize all needed elements, *i.e.*, the state space \mathcal{S} ; the set of all possible actions \mathcal{A} ; the transition probabilities \mathcal{P} regulating the underlying system, which may also be deterministic; the reward function R , which is assumed to be a function of the state and the action; and the discount factor γ , weighting future rewards. The agent selects actions to be performed on the environment through a *control policy*, which is here assumed to be a deterministic function π mapping states to actions, $\pi : \mathcal{S} \rightarrow \mathcal{A}$. The goal of the learning procedure would be to identify an optimal policy $\pi^*(\cdot)$, *i.e.*, a map allowing to achieve the highest possible return G over the long run, according to the unknown transitions imposed by the environment. The return is simply defined as the expectation of the sum of rewards in an episode of K steps, *i.e.*, $G = \mathbb{E} \left[\sum_{k=1}^K r_k \right]$.

The general problem can then be written as

$$\begin{aligned} \max_{\pi \in \Pi} & \mathbb{E} \left[\sum_{k=0}^{K-1} \gamma^k r(s_k, a_k) \right] \\ \text{s.t.} & s_{k+1}^\pi = g(s_k, a_k) = g(s_k, \pi(s_k)) \doteq g_\pi(s_k), \end{aligned} \quad (10)$$

for a generic state-transition function $g : \mathcal{S} \times \mathcal{A} \rightarrow \mathcal{S}$ representing environment dynamics that embeds the transition probabilities \mathcal{P} . One of the simplest and most popular approaches to solve the maximization in (10) is the Q-learning algorithm [42].

Q-learning is a *model-free* algorithm which finds an optimal policy to maximize the expected value of the return, without learning an explicit model of the environment. This is done by focusing solely on the *values* of actions at different states, which correspond to the return.

In the tabular setting this method actually builds a lookup table with the action-value for each state-action pair, and updates it with an *optimistic* variant of the temporal-difference error [43] at every step, weighted by a learning rate α .

The action-value function is defined as

$$Q^\pi(s, a) = \mathbb{E}_\pi \left[\sum_{k=0}^{K-1} \gamma^k r(s_k, a_k) \middle| s_k = s, a_k = a \right], \quad (11)$$

and it expresses the expected return obtained by performing action a at state s and then following policy π afterwards. By defining the optimistic variant of the temporal-difference

error as

$$\zeta_k^\pi(s, a) = r(s, a) + \gamma \max_{a'} [Q_k^\pi(s', a')] - Q_k^\pi(s, a), \quad (12)$$

the update for the Q-learning algorithm is given by

$$Q_{k+1}^\pi(s, a) = \begin{cases} Q_k^\pi(s, a) + \alpha \zeta_k^\pi(s, a) & \text{if } k < K - 1, \\ (1 - \alpha) Q_k^\pi(s, a) + \alpha r(s_k, a_k) & \text{otherwise.} \end{cases} \quad (13)$$

The Q-function is updated at each step $k = 1, 2, \dots$ of one episode. The policy deployed in the environment to run the episodes and collect rewards is chosen as the ϵ -greedy policy according to the current lookup table, emphasizing the explorative behavior of the algorithm.

In a finite MDP, this approach is known to converge to the *optimal* action-value function under the standard Monro-Robbins conditions [44].

B. Optimizing Latency-Accuracy Trade-off

With regard to Problem 1, policy π_i is made of categorical variables that take as many values as possible sensor modes, and it completely characterizes the potential for intervention in the measuring process of the i th sensor. The simplification due to the homogeneous scenario allows to consider a single policy $\pi_{\text{hom}} : \mathcal{S} \rightarrow \mathcal{A}$ described by a sequence of integers (see Definition 2) which indicate how many sensors are required to process their measurements at each time $k^{(\ell)}$. This means that an action a corresponds to the amount of sensors that are required to process their measurements after a is applied, and it lies in the set $\mathcal{A} = \{0, \dots, N\}$.

Since in the latter case the aim is to minimize the estimation error covariance through the choice of the sensing configuration overtime (see Problem 2), a straightforward metric to be chosen as reward function is the negative trace of matrix $P_k^{\pi_{\text{hom}}}$, which evolves according to the Kalman predictor with delayed updates (Appendix). The base station is allowed to change sensing configuration (corresponding to a new action) at each time $k^{(\ell)}$, therefore a natural way of defining the reward is to take the negative average of the trace of the covariance during the interval between times $k^{(\ell)}$ and $k^{(\ell+1)}$, so that the base station can appreciate the performance of a particular sensing configuration in that interval.

This leads to the following specialization of the maximization (10),

$$\begin{aligned} \max_{\pi_{\text{hom}} \in \Pi_{\text{hom}}} \quad & \mathbb{E} \left[\sum_{\ell=1}^L \gamma^\ell \sum_{k=k^{(\ell)}}^{k^{(\ell+1)}} \frac{\text{trace}(P_k^{\pi_{\text{hom}}})}{k^{(\ell+1)} - k^{(\ell)}} \right] \\ \text{s.t.} \quad & P_k^{\pi_{\text{hom}}} = f_{\text{Kalman}}(\mathcal{Y}_k^{\pi_{\text{hom}}}), \end{aligned} \quad (14)$$

with $k^{(L+1)} \doteq K$. The quantity of interest is the trace of the error covariance and thus a straightforward approach would suggest to take $\mathcal{S} = \mathbb{R}^+$, however to keep the Q-learning in a tabular setting the state space has been discretized through the function $\mathfrak{d} : \mathbb{R}^+ \rightarrow \mathbb{N}^+$. In particular, $\mathfrak{d}[\cdot]$ is built by running a full episode for every possible static policy $\pi_{\text{hom}}(\cdot) \equiv a$ (denoted in what follows by "All- a "), and selecting M bins in such a way that the relative frequency of the collected states result the same for each bin. This results in the state

space $\mathcal{S} = \{0, \dots, M\}$, and allows for a fair representation of the values of $P_k^{\pi_{\text{hom}}}$ observed along episodes.

The agent is only aware of the bin of $P_{k^{(\ell)}}$ at each time $k^{(\ell)}$, and based on that it outputs a sensing configuration $a \in \mathcal{A}$ through $\pi_{\text{hom}}(\cdot)$, given by $a_\ell = \pi_{\text{hom}}(\mathfrak{d}[\text{trace}(P_{k^{(\ell)}})])$.

IV. NUMERICAL SIMULATION

We illustrate the effectiveness of our approach with a numerical experiment involving four agents with homogeneous computation. As a motivating scenario, we consider four drones that are tracking an object (e.g., vehicle) which is moving on a planar surface. Akin [33], we assume that the vehicle moves approximately at constant speed, and we model it as a stochastically forced double integrator [45] with variance of process noise associated with velocity equal to 10^{-1} . As for sensing, the four drones are equipped with cameras and can either transmit raw images, that provide a noisy estimate of the vehicle state, or further process camera frames to detect the vehicle onboard and transmit more accurate information. In particular, drones perform object detection with a neural network model amenable for mobile platforms, that guarantees fair accuracy to comply with real-time inference requirements on resource-constrained platforms. We assume cameras sampling at 25FPS and choose processing delays based on real-world data [46], [47]. Further, we set $V_{\text{raw}} = v_{\text{raw}}I$ and $V_{\text{proc}} = v_{\text{proc}}I$. As for communication, we assume that transmitted raw camera frames are small, to save bandwidth and transmission power, and consider equal communication delay δ for raw and processed data. Simulation parameters are summarized in Table I. Finally, we set $P_0 = 10I$ as initial error covariance of the Kalman filter.

The base station makes a new decision every 500ms, and the predefined sequence of decision instants is thus $k^{(1)} = 0$, $k^{(2)} = 50 = 0.5\text{s} \dots$. We call a time interval between two consecutive decisions a *window*, and optimize over a total of ten windows (decisions), with time horizon $K = 500 = 5\text{s}$.

Table II shows the hyperparameters used in the Q-learning. In particular, we force exploration at the beginning to avoid strong biases in the Q-table during the first iterations, and gradually decrease the exploration parameter ϵ_t at each episode t (note that one episode corresponds to one full time horizon, i.e., 10 windows). We let the ϵ -greedy policy explore constantly also after many episodes (as ϵ_t settles to

TABLE I
SYSTEM PARAMETERS USED IN SIMULATION.

T	τ_{raw}	τ_{proc}	v_{raw}	v_{proc}	δ
10ms	40ms	$\tau_{\text{raw}} + 100\text{ms}$	10	1	10ms

TABLE II
HYPERPARAMETERS USED IN Q-LEARNING.

M	α	ϵ_0	ϵ_{\min}	ϵ_t	γ
5	0.01	0.9	0.1	$\max \left\{ \frac{\epsilon_0}{\sqrt{t}}, \epsilon_{\min} \right\}$	0.99

TABLE III
COSTS AND RETURNS WITH Q-LEARNING AND STATIC POLICIES.

π_{hom}	Cost	Return	π_{hom}	Cost	Return
Q-1	6.373	-60.997	All-2	6.403	-61.291
All-0	6.442	-61.685	All-3	6.506	-62.290
All-1	6.374	-61.013	All-4	6.759	-64.772

TABLE IV
ACTIONS APPLIED BY Q-LEARNING POLICY ALONG OPTIMIZED HORIZON.

Window	1	2	3	4	5	6	7	8	9	10
Action	1	0	1	1	1	1	1	1	1	1

ϵ_{\min}) to make sure that the action space is sufficiently explored for all states, given that the reward difference between similar actions is very small at certain states. Also, we set a small learning rate α to balance the large difference in rewards that the same state-action pair may experience at different windows (recall that the estimated return is given by the sum of rewards till the end of one episode).

Table III shows the performance obtained with the static policies and the one learned by Q-learning (Q-1), where "Cost" refers to the value of the objective function in (9). Static policy All- a applies action a at all windows, *e.g.*, All-2 commands 2 drones to perform object detection. The learned policy Q-1 outperforms all static ones, resulting in both smaller estimation cost and larger return (bold). In particular, it always applies action 1 with the exception of the second window, when P_k is still undergoing the transient phase and it chooses action 0, *i.e.*, all drones send raw images (Table IV). As the time evolution of $\text{trace}(P_k)$ in Fig. 3 and its moving average in Fig. 4 show, this is crucial as more frequent measurements are exploited to drop the variance during the second window. Then, the best action on the long run $a = 1$, *i.e.*, making one single drone process, is recovered till the end of the horizon.

Remark 4 (Nontrivial optimal design). All-0 and All-4 represent two common design choices: the former neglects processing, so that drones simply send raw images, while the latter fully exploits local processing by all drones at all times. Hence, we achieve two relevant insights. Firstly, none of such standard choices is optimal, as also remarked in [33]. In particular, forcing local processing at all agents may be suboptimal in the presence of computational delays, as shown by the high cost of All-4 in Table III and Fig. 3. Secondly, the optimal policy is in fact time-varying, and exploits the latency-accuracy trade-off in different ways at different times.

V. CONCLUSION

Motivated by resource-constrained networked systems, we have proposed a sensing design that addresses impact on performance of computation and communication latency and of local processing onboard agents. We have tackled this problem via Q-learning, showing that the learned policy can outperform common design choices, as well as static policies.

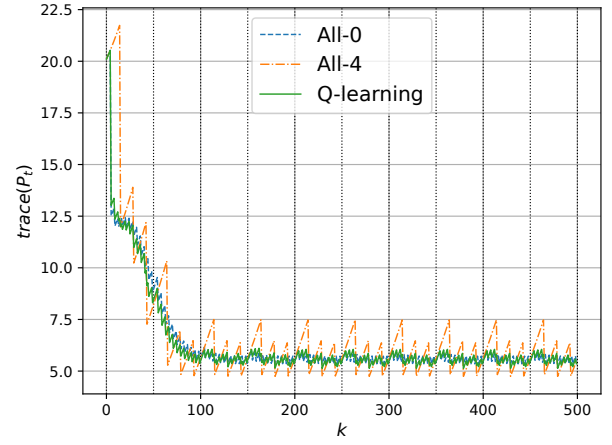


Fig. 3. Time evolution of $\text{trace}(P_k)$: Q-learning vs. common (static) policies. Windows are marked by vertical lines at times $k = 0, 50, 100, \dots$

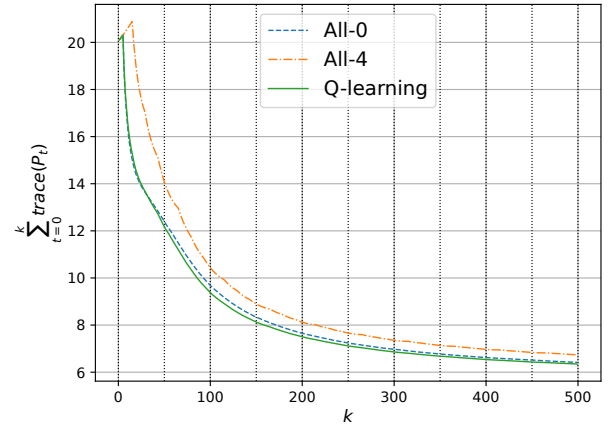


Fig. 4. MA of $\text{trace}(P_k)$: Q-learning vs. common static policies.

APPENDIX

Kalman Predictor with Delayed Updates

Assume that all received measurements available at time k are ordered in time as follows,

$$\mathcal{Y}_k = \{(y_{k_0}, V_{k_0}), \dots, (y_{k_M}, V_{k_M})\}, \quad k_i < k_{i+1}, \quad (15)$$

where M is the total amount of measurements and $k_M < k$. Note that the following procedure can handle an out-of-sequence measurement sampled at time k_0 (oldest in (15)) and received at time k . For the sake of clarity, in (15) we have deliberately omitted subscripts and superscripts associated to sensing mode and sensor. The estimation error covariance given by Kalman predictor starting from P_{k_0} is computed by

$$P_k = \mathcal{P}^{k_M:k}(\mathcal{U}(\dots \mathcal{U}(\mathcal{P}^{k_0:k_1}(\mathcal{U}(P_{k_0}, V_{k_0})), V_{k_1}), \dots, V_{k_M})) \quad (16)$$

where the multi-step open-loop update is

$$\begin{aligned} \mathcal{P}^{k_i:k_j}(P_{k_l}) &= P_{k_j} \circ \dots \circ P_{k_i}(P_{k_l}), \quad \mathcal{P}^{k_i:k_i}(P_{k_l}) \doteq P_{k_l} \\ \mathcal{P}_{k_i}(P_{k_l}) &\doteq A_{k_i} P_{k_l} A_{k_i}^\top + W_{k_i}, \end{aligned} \quad (17)$$

with $k_i \leq k_j$, and the update with measurement is

$$\mathcal{U}(P_{k_i}, V_{k_i}) = \left((P_{k_i})^{-1} + (V_{k_i})^{-1} \right)^{-1}. \quad (18)$$

REFERENCES

- [1] H. Sun, Q. Guo, J. Qi, V. Ajjarapu, R. Bravo, J. Chow, Z. Li, R. Moghe, E. Nasr-Azadani, U. Tamrakar, G. N. Taranto, R. Tonkoski, G. Valverde, Q. Wu, and G. Yang, "Review of challenges and research opportunities for voltage control in smart grids," *IEEE Trans. Power Syst.*, vol. 34, no. 4, pp. 2790–2801, 2019.
- [2] H. Erdem and V. Gungor, "On the lifetime analysis of energy harvesting sensor nodes in smart grid environments," *Ad Hoc Networks*, vol. 75–76, pp. 98–105, 2018.
- [3] P. K. Reddy Maddikunta, S. Hakak, M. Alazab, S. Bhattacharya, T. R. Gadekallu, W. Z. Khan, and Q.-V. Pham, "Unmanned aerial vehicles in smart agriculture: Applications, requirements, and challenges," *IEEE Sensors J.*, vol. 21, no. 16, pp. 17 608–17 619, 2021.
- [4] K. Haseeb, I. Ud Din, A. Almogren, and N. Islam, "An energy efficient and secure iot-based wsn framework: An application to smart agriculture," *Sensors*, vol. 20, no. 7, 2020.
- [5] A. Bueno, M. Godinho Filho, and A. G. Frank, "Smart production planning and control in the industry 4.0 context: A systematic literature review," *Comput. Ind. Eng.*, vol. 149, p. 106774, 2020.
- [6] D. Ivanov, S. Sethi, A. Dolgui, and B. Sokolov, "A survey on control theory applications to operational systems, supply chain management, and industry 4.0," *Annu. Rev. Control*, vol. 46, pp. 134–147, 2018.
- [7] M. Krugh and L. Mears, "A complementary cyber-human systems framework for industry 4.0 cyber-physical systems," *Manuf. Lett.*, vol. 15, pp. 89–92, 2018, industry 4.0 and Smart Manufacturing.
- [8] B. Taner, R. Bhusal, and K. Subbarao, "A nested robust controller design for interconnected vehicles," in *AIAA Scitech Forum*, 2020.
- [9] V. Giammarino, S. Baldi, P. Frasca, and M. L. D. Monache, "Traffic flow on a ring with a single autonomous vehicle: An interconnected stability perspective," *IEEE Trans. Intell. Transp. Syst.*, vol. 22, no. 8, pp. 4998–5008, 2021.
- [10] P. A. Rad, D. Hofmann, S. A. Pertuz Mendez, and D. Goehring, "Optimized deep learning object recognition for drones using embedded gpu," in *Proc. IEEE ETFA*, 2021, pp. 1–7.
- [11] S. Laso, M. Linaje, J. Garcia-Alonso, J. M. Murillo, and J. Berrocal, "Deployment of apis on android mobile devices and microcontrollers," in *Proc. IEEE PerCom Workshops*, 2020, pp. 1–3.
- [12] S. Li, L. Da Xu, and S. Zhao, "5G internet of things: A survey," *J. Ind. Inf. Integr.*, vol. 10, pp. 1–9, 2018.
- [13] N. Dal Fabbro, M. Rossi, G. Pillonetto, L. Schenato, and G. Piro, "Model-free radio map estimation in massive mimo systems via semi-parametric gaussian regression," *IEEE Wireless Commun. Lett.*, vol. 11, no. 3, pp. 473–477, 2022.
- [14] W. Shi, J. Cao, Q. Zhang, Y. Li, and L. Xu, "Edge computing: Vision and challenges," *IEEE Internet Things J.*, vol. 3, no. 5, pp. 637–646, 2016.
- [15] S. Yi, C. Li, and Q. Li, "A survey of fog computing: concepts, applications and issues," in *Proc. ACM Workshop Mobile Big Data*, 2015, pp. 37–42.
- [16] S. Chen, H. Wen, J. Wu, W. Lei, W. Hou, W. Liu, A. Xu, and Y. Jiang, "Internet of things based smart grids supported by intelligent edge computing," *IEEE Access*, vol. 7, pp. 74 089–74 102, 2019.
- [17] M. O'Grady, D. Langton, and G. O'Hare, "Edge computing: A tractable model for smart agriculture?" *Artificial Intelligence Agriculture*, vol. 3, pp. 42–51, 2019.
- [18] W. Fang, Y. Zhang, B. Yu, and S. Liu, "Fpga-based orb feature extraction for real-time visual slam," in *Proc. ICFPT*, 2017, pp. 275–278.
- [19] Y. Chang, Y. Tian, J. P. How, and L. Carlone, "Kimera-multi: a system for distributed multi-robot metric-semantic simultaneous localization and mapping," in *Proc. IEEE ICRA*, 2021, pp. 11 210–11 218.
- [20] S. Li, Z. Zhang, R. Mao, J. Xiao, L. Chang, and J. Zhou, "A fast and energy-efficient snn processor with adaptive clock/event-driven computation scheme and online learning," *IEEE Trans. Circuits Syst. I, Reg. Papers*, vol. 68, no. 4, pp. 1543–1552, 2021.
- [21] S. Wang, T. Tuor, T. Salonidis, K. K. Leung, C. Makaya, T. He, and K. Chan, "When edge meets learning: Adaptive control for resource-constrained distributed machine learning," in *Proc. IEEE INFOCOM*, 2018, pp. 63–71.
- [22] L. Schenato, B. Sinopoli, M. Franceschetti, K. Poola, and S. S. Sastry, "Foundations of control and estimation over lossy networks," *Proc. IEEE*, vol. 95, no. 1, pp. 163–187, Jan 2007.
- [23] A. Chiuso, N. Laurenti, L. Schenato, and A. Zanella, "Lqg cheap control subject to packet loss and snr limitations," in *Proc. ECC*, July 2013, pp. 2374–2379.
- [24] F. Li, M. C. de Oliveira, and R. Skelton, "Integrating information architecture and control or estimation design," *SICE JCMSI*, vol. 1, pp. 120–128, 01 2011.
- [25] E. Clark, S. L. Brunton, and J. N. Kutz, "Multi-fidelity sensor selection: Greedy algorithms to place cheap and expensive sensors with cost constraints," *IEEE Sensors J.*, vol. 21, no. 1, pp. 600–611, 2021.
- [26] T. Devos, M. Kirchner, J. Croes, W. Desmet, and F. Naets, "Sensor selection and state estimation for unobservable and non-linear system models," *Sensors*, vol. 21, no. 22, 2021.
- [27] M. Alonso, H. Amaris, D. Alcalá, and D. M. Florez R., "Smart sensors for smart grid reliability," *Sensors*, vol. 20, no. 8, 2020.
- [28] V. Tzoumas, L. Carlone, G. J. Pappas, and A. Jadbabaie, "Lqg control and sensing co-design," *IEEE Trans. Autom. Control*, vol. 66, no. 4, pp. 1468–1483, 2021.
- [29] G. Zardini, A. Censi, and E. Frazzoli, "Co-design of autonomous systems: From hardware selection to control synthesis," in *Proc. ECC*, 2021, pp. 682–689.
- [30] S. Chinchali, A. Sharma, J. Harrison, A. Elhafsi, D. Kang, E. Pergament, E. Cidon, S. Katti, and M. Pavone, "Network offloading policies for cloud robotics: a learning-based approach," *Auton. Robots*, vol. 45, no. 7, pp. 997–1012, 2021.
- [31] T. Taami, S. Krug, and M. O'Nils, "Experimental characterization of latency in distributed iot systems with cloud fog offloading," in *Proc. IEEE WFCS*, May 2019, pp. 1–4.
- [32] J. R  th, R. Glebke, T. Ulmen, and K. Wehrle, "Demo abstract: Towards in-network processing for low-latency industrial control," in *Proc. IEEE INFOCOM WKSHPs*, April 2018, pp. 1–2.
- [33] L. Ballotta, L. Schenato, and L. Carlone, "Computation-communication trade-offs and sensor selection in real-time estimation for processing networks," *IEEE Trans. Netw. Sci. Eng.*, vol. 7, no. 4, pp. 2952–2965, 2020.
- [34] Z. Shi, W. Yao, Z. Li, L. Zeng, Y. Zhao, R. Zhang, Y. Tang, and J. Wen, "Artificial intelligence techniques for stability analysis and control in smart grids: Methodologies, applications, challenges and future directions," *Applied Energy*, vol. 278, p. 115733, 2020.
- [35] S. Zilberstein, "Using anytime algorithms in intelligent systems," *AI Magazine*, vol. 17, no. 3, p. 73, Mar. 1996.
- [36] R. Tou and J. Zhang, "Imm approach to state estimation for systems with delayed measurements," *IET Signal Process.*, vol. 10, no. 7, pp. 752–757, 2016.
- [37] A. Gopalakrishnan, N. S. Kaisare, and S. Narasimhan, "Incorporating delayed and infrequent measurements in extended kalman filter based nonlinear state estimation," *J. Process Control*, vol. 21, no. 1, pp. 119–129, 2011.
- [38] L. Greco, D. Fontanelli, and A. Bicchi, "Design and stability analysis for anytime control via stochastic scheduling," *IEEE Trans. Autom. Control*, vol. 56, no. 3, pp. 571–585, 2011.
- [39] T. Fedullo, A. Morato, F. Tramarin, L. Rovati, and S. Vitturi, "A comprehensive review on time sensitive networks with a special focus on its applicability to industrial smart and distributed measurement systems," *Sensors*, vol. 22, no. 4, 2022.
- [40] W. Yu, M. Jia, C. Liu, and Z. Ma, "Task preemption based on petri nets," *IEEE Access*, vol. 8, pp. 11 512–11 519, 2020.
- [41] R. S. Sutton and A. G. Barto, *Reinforcement Learning: An Introduction*, 2nd ed. The MIT Press, 2018.
- [42] C. J. C. H. Watkins and P. Dayan, "Q-learning," *Mach. Learn.*, vol. 8, no. 3, pp. 279–292, May 1992.
- [43] R. S. Sutton, "Learning to predict by the methods of temporal differences," *Mach. Learn.*, vol. 3, no. 1, p. 9–44, aug 1988.
- [44] T. Jaakkola, M. Jordan, and S. Singh, "Convergence of stochastic iterative dynamic programming algorithms," in *Adv. Neural Inf. Process. Syst.*, J. Cowan, G. Tesauro, and J. Alspector, Eds., vol. 6. Morgan-Kaufmann, 1993.
- [45] A. Abdessameud and A. Tayebi, "On consensus algorithms for double-integrator dynamics without velocity measurements and with input constraints," *Syst. Control. Lett.*, vol. 59, no. 12, pp. 812–821, 2010.
- [46] A. Allan. (2019, Aug.) The big benchmarking roundup. <https://aallan.medium.com/the-big-benchmarking-roundup-a561fbfe8719>.
- [47] S. Hossain and D.-j. Lee, "Deep learning-based real-time multiple-object detection and tracking from aerial imagery via a flying robot with gpu-based embedded devices," *Sensors*, vol. 19, no. 15, 2019.