

CRAT-Pred: Vehicle Trajectory Prediction with Crystal Graph Convolutional Neural Networks and Multi-Head Self-Attention

Julian Schmidt^{1,2}, Julian Jordan¹, Franz Gritschneider¹ and Klaus Dietmayer²

Abstract—Predicting the motion of surrounding vehicles is essential for autonomous vehicles, as it governs their own motion plan. Current state-of-the-art vehicle prediction models heavily rely on map information. In reality, however, this information is not always available. We therefore propose CRAT-Pred, a multi-modal and non-rasterization-based trajectory prediction model, specifically designed to effectively model social interactions between vehicles, without relying on map information. CRAT-Pred applies a graph convolution method originating from the field of material science to vehicle prediction, allowing to efficiently leverage edge features, and combines it with multi-head self-attention. Compared to other map-free approaches, the model achieves state-of-the-art performance with a significantly lower number of model parameters. In addition to that, we quantitatively show that the self-attention mechanism is able to learn social interactions between vehicles, with the weights representing a measurable interaction score. The source code is publicly available³.

I. INTRODUCTION

In order to make autonomous vehicles safer than human drivers, there is a strong need to predict the future motion of vehicles participating in traffic. Solving this task in an appropriate manner requires methods that consider the social interactions between these participating vehicles. This can be illustrated by a simple thought experiment. Imagine two vehicles driving behind each other on a straight road. The future trajectory of the trailing vehicle is highly dependent on the current action of the leading vehicle. Neglecting such strong social interactions leads to inappropriate results for safe autonomous driving tasks.

With regard to this challenge, particularly machine learning-based prediction models have shown strong performance in the past. While earlier works relied on hand-crafted features to represent social interactions, latest work proposes models that are based on Convolutional Neural Networks (CNN) (e.g., [1]), Graph Neural Networks (GNN) (e.g., [2]) or the attention mechanism (e.g., [3]). A majority of these models for vehicle prediction have one thing in common: Their architectural design and the corresponding training process is designed for the incorporation of map information, most commonly originating from an underlying High Definition (HD)-map. In reality, however, map information is not always existent, up-to-date or usable due to failed localization. This illustrates the need for high performant, map-free prediction models. Although this also applies to

the prediction of pedestrian motion, recent work [4] has shown that even sophisticated neural network-based models cannot significantly outperform simple approaches, such as the constant velocity model. For vehicles, the underlying kinematic model restricts their motion and the clearly defined traffic rules provide certain constraints to their interactions. These two aspects of vehicle prediction, together with other, yet to be investigated effects, for now seem essential for learning the task with a machine learning-based approach.

In this work we propose CRAT-Pred (*Crystal Attention Prediction*), an interaction-aware and multi-modal trajectory prediction model for vehicles that does not rely on map information. CRAT-Pred is specifically designed to make the best possible use of the information provided by social interactions. For this purpose it uses the mechanisms of crystal graph convolutional neural networks [5] that originated in the field of material science. The multi-head self-attention mechanism, directly prior to the trajectory decoder, offers an additional way to learn social interactions in an interpretable way.

In summary, our main contributions are:

- We propose a novel map-free trajectory prediction model for vehicles. To the best knowledge of the authors, this model is a first-time combination of crystal graph convolutional neural networks and multi-head self-attention.
- We conduct extensive experiments on the publicly available Argoverse Motion Forecasting Dataset [6] and prove state-of-the-art performance for map-free prediction. In contrast to other approaches with similar performance, the model requires significantly less model parameters.
- We furthermore quantitatively show what has only been assumed so far: The self-attention mechanism is able to learn social interactions between vehicles.

II. RELATED WORK

Recent machine learning-based approaches to model social interactions for vehicle trajectory prediction can be clustered into two distinctive categories.

Rasterization-based approaches rely on grid-based operations to model social interactions. Deo et al. [7] continue the work of the Social-LSTM [8] and encode vehicle dynamics via a Long Short-Term Memory (LSTM) followed by a convolutional social pooling mechanism for learning interdependencies between vehicles. More advanced approaches rely on the generation of a top-down Bird's-Eye-View (BEV) image representation [1], [9], [10], [11]. The

¹Mercedes-Benz AG, R&D, Stuttgart, Germany
{ julian.sj.schmidt, julian.jordan,
franz.gritschneider } @mercedes-benz.com

²Ulm University, Institute of Measurement, Control and Microtechnology, Ulm, Germany { klaus.dietmayer } @uni-ulm.de

³Source code: <https://github.com/schmidt-ju/crat-pred>

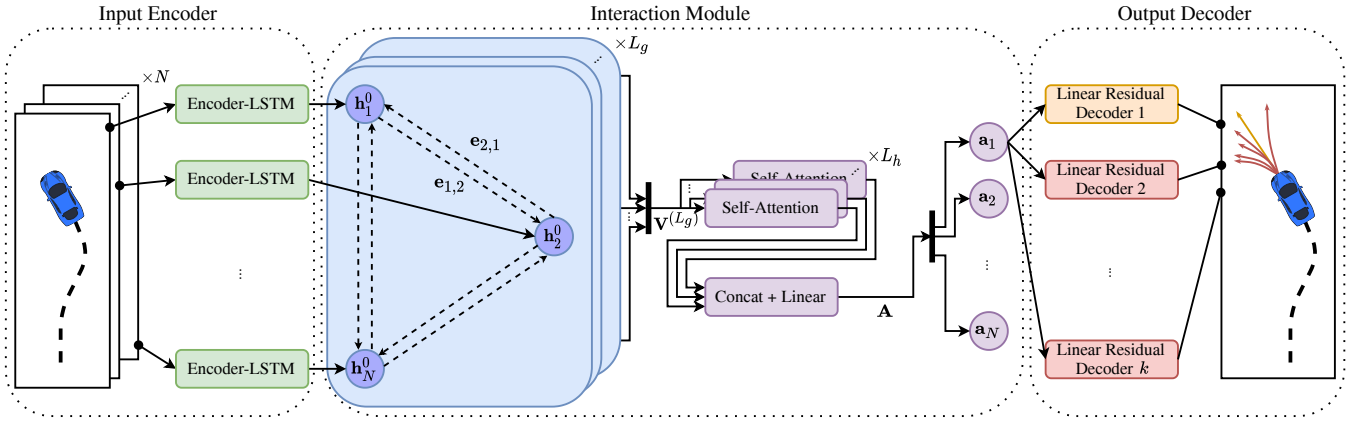


Fig. 1. Overview of CRAT-Pred: Each actor is encoded by an LSTM (green) that shares weights between all actors. Interactions are modeled by a GNN (blue) and a multi-head self-attention mechanism (purple). Trajectory prediction is done by multiple parallel linear residual layers (orange and red), with the first one (orange) always corresponding to the most probable trajectory.

BEV representation offers a flexible way to not only model social interactions, but also temporal vehicle information and even map information. More specifically, different types of context information can be encoded in different channels of the image. Common CNN backbones, such as ResNet [9], [10] or MobileNetV2 [10], [11], are then applied to extract mid-level features, which can then be interpreted by a decoder. However, the flexibility comes with a drawback. Generating BEV representations requires rasterization and thereby leads to an unavoidable loss of information [3].

Node-based approaches on the other hand do not rely on rasterization, but model social interactions in a graph structure, with nodes typically representing the vehicles. Our definition of node-based approaches includes GNN-based approaches [2], [12], [13] that rely on message passing [14] and attention-based approaches [3], [15], [16], [17], [18] that rely on the attention mechanism [19]. Due to the flexible node structure, there are also approaches combining both groups [20], [21], [22]. The underlying graph is either fully-connected [3], [12], [16], [17], [18], [20] or dependent on the distance between the vehicles [2], [13], [15], [21], [22]. Analogously to some of the rasterization-based approaches, recurrent encoders are commonly used to get an encoding of the past vehicle states, thus making the temporal information available to the corresponding nodes.

Most of the above listed state-of-the-art approaches directly incorporate map information in a unified way into the graph structure. For instance, VectorNet [18] creates one global interaction graph with map information as additional nodes. Another example is LaneGCN [3], which uses multiple attention mechanisms to pass information between vehicle nodes and the features of a lane graph. Other recent approaches aggregate information of interacting vehicles directly through the road topology, resulting in a non-interpretable way of interaction modeling [23], [24]. Both ways to incorporate map information result in models that are tightly coupled, designed and trained for the incorporation of map information, which limits the application to regions where this information is available.

Mercat et al. [17] propose a prediction model that intentionally requires no map information and combines an LSTM encoder-decoder with multiple multi-head self-attention layers. Experiments are only carried out for highway scenarios. Messaoud et al. [16] propose a model that combines grid-based trajectory encoding with LSTMs and multi-head self-attention, resulting in a hybrid rasterization-node-based approach that is limited to highway scenarios. Our proposed model is related to the work of Mercat et al. [17] and Messaoud et al. [16] and is therefore specifically designed for map-free prediction, thus relying on making the best possible use of the information provided by social interactions. It shares the idea of using multi-head self-attention to model social interactions in an interpretable way. In contrast to these approaches, however, it combines the powerful mechanisms of GNNs, including the otherwise rare usage of features for graph edges, and multi-head self-attention, resulting in an approach not limited to specific scenarios and not relying on rasterization. We show this by benchmarking our model on a diverse, large-scale and publicly available dataset.

Other recent approaches reuse algorithms from point cloud learning [25] or utilize whole end-to-end transformer-inspired architectures [26].

III. PROBLEM FORMULATION

Our formulation considers the trajectory prediction problem as the task to predict the future 2D coordinates of vehicles, given their past states and the past states of the surrounding vehicles. In a scene with N vehicles, the available information is

$$\mathcal{T}_{\text{hist}} = \{\tau_i^t | i \in 1, \dots, N; t \in -T_h + 1, \dots, 0\}, \quad (1)$$

where T_h denotes the history horizon. At each timestep t , vehicle i is represented by the 2D coordinates $\tau_i^t = (x_i^t, y_i^t)$.

Given this information, the trajectory prediction problem can be expressed as the task to predict

$$\mathcal{T}_{\text{fut}} = \{\tilde{\tau}_i^l | i \in 1, \dots, N; l \in 1, \dots, T_f\}, \quad (2)$$

with T_f being the forecasting horizon and $\tilde{\tau}_i^l = (x_i^l, y_i^l)$.

IV. TRAJECTORY PREDICTION MODEL

An architectural overview of our proposed trajectory prediction model with the name CRAT-Pred is given in Fig. 1. The following sections provide an in-depth description of the individual components.

A. Input Encoder

Instead of using absolute 2D coordinates, our model operates on input data, which represents the past of each vehicle i as a series of discrete displacements

$$\mathbf{s}_i^t = (\Delta \boldsymbol{\tau}_i^t || b_i^t), \quad (3)$$

with $\Delta \boldsymbol{\tau}_i^t = \boldsymbol{\tau}_i^t - \boldsymbol{\tau}_i^{t-1}$. Based on the input data representation of LaneGCN [3], we only consider vehicles that are observable at $t = 0$ and handle vehicles that are not observed over the full history horizon T_h by concatenating a binary flag b_i^t . The flag indicates whether there was a displacement of vehicle i observed at timestep t ($b_i^t = 1$) or not ($\Delta \boldsymbol{\tau}_i^t = (0, 0)$ and $b_i^t = 0$). For each vehicle i and each timestep t , this results in a vector \mathbf{s}_i^t of size 3.

Given this information, a single LSTM

$$\mathbf{h}_i^t = \text{LSTM}(\mathbf{h}_i^{t-1}, \mathbf{s}_i^t, \mathbf{W}_{\text{enc}}, \mathbf{b}_{\text{enc}}) \quad (4)$$

with one layer and shared weights for all vehicles is then used to encode the temporal information of each vehicle in the scene. The hidden state \mathbf{h}_i^t is vector of size 128.

B. Interaction Module

Subsequent to the encoding of the past state of each vehicle, we construct a bidirectional fully-connected interaction graph, with $\mathbf{v}_i^{(0)} = \mathbf{h}_i^0$ acting as the initial node features. In addition to that, edge features are used: The edge from node i to node j obtains the feature vector

$$\mathbf{e}_{i,j} = \boldsymbol{\tau}_j^0 - \boldsymbol{\tau}_i^0, \quad (5)$$

which corresponds to the distance from vehicle i to vehicle j at $t = 0$.

The graph convolution operator is then defined as the one used by crystal graph convolutional neural networks [5]

$$\begin{aligned} \mathbf{v}_i^{(g+1)} &= \mathbf{v}_i^{(g)} + \\ &\sum_{j \in \mathcal{N}(i)} \sigma \left(\mathbf{z}_{i,j}^{(g)} \mathbf{W}_f^{(g)} + \mathbf{b}_f^{(g)} \right) \odot g \left(\mathbf{z}_{i,j}^{(g)} \mathbf{W}_s^{(g)} + \mathbf{b}_s^{(g)} \right). \end{aligned} \quad (6)$$

These were originally developed for the prediction of material properties and, to the best of our knowledge, we first-time apply them to the prediction of vehicles. In contrast to many other graph convolution operators, it is designed for the incorporation of edge features, in our case allowing the network to additionally update the node features based on the distance between vehicles. $g \in 0, \dots, L_g$ denotes the layer of the GNN, with L_g corresponding to the total number of layers. We use $L_g = 2$, with batch normalization and ReLU as non-linearity between the layers. Deeper GNNs, where $L_g > 2$, are possible, if there is a need to model more complex interactions. $\mathbf{z}_{i,j}^{(g)} = (\mathbf{v}_i^{(g)} || \mathbf{v}_j^{(g)} || \mathbf{e}_{i,j})$ corresponds

to the concatenation of the node features and the edge feature. σ and g are a sigmoid and softplus function.

After the GNN, each updated node feature $\mathbf{v}_i^{(L_g)}$ holds information about a vehicle and its social context, however, vehicles might still be required to pay attention to specific surrounding vehicles, depending on their past trajectory and current position. In order to model this, we use a scaled dot-product multi-head self-attention layer [19] and apply it to the updated node feature matrix $\mathbf{V}^{(L_g)}$, which contains the node features $\mathbf{v}_i^{(L_g)}$ as rows, resulting in a shape of $N \times 128$. Each head $h \in 1, \dots, L_h$ is defined as

$$\text{head}_h = \text{softmax} \left(\frac{\mathbf{V}_{Q_h}^{(L_g)} \mathbf{V}_{K_h}^{(L_g)T}}{\sqrt{d}} \right) \mathbf{V}_{V_h}^{(L_g)}. \quad (7)$$

$\mathbf{V}_{Q_h}^{(L_g)}$, $\mathbf{V}_{K_h}^{(L_g)}$ and $\mathbf{V}_{V_h}^{(L_g)}$ are head h 's linear projections of the node feature matrix $\mathbf{V}^{(L_g)}$ and d is a normalization factor that corresponds to the embedding size of each head. The result of the softmax-function is often referred to as the attention weight matrix, in this case having a shape of $N \times N$ and representing pairwise dependencies between vehicles. We will later experimentally analyze the attention weights more in-depth.

Finally, the updated node feature matrix \mathbf{A} is obtained by

$$\mathbf{A} = (\text{head}_1 || \dots || \text{head}_{L_h}) \mathbf{W}_o + \begin{pmatrix} \mathbf{b}_o \\ \vdots \\ \mathbf{b}_o \end{pmatrix}. \quad (8)$$

We use $L_h = 4$ and $d = \frac{128}{L_h} = 32$. This means that one row \mathbf{a}_i of the feature matrix \mathbf{A} is a vector of size 128 and corresponds to the interaction-aware features of vehicle i .

C. Output Decoder

For trajectory prediction, we use a linear residual layer and apply a linear projection to it. Instead of directly predicting the 2D coordinates in the global coordinate frame, the output decoder predicts the positional differences $\boldsymbol{\alpha}_i^t = \tilde{\boldsymbol{\tau}}_i^t - \boldsymbol{\tau}_i^0$ of vehicle i to its 2D coordinates at $t = 0$. Formally, the output decoder is defined as

$$\boldsymbol{\alpha}_i = (\text{ReLU}(\mathcal{F}(\mathbf{a}_i, \{\mathbf{W}_r, \mathbf{b}_r\}) + \mathbf{a}_i)) \mathbf{W}_{\text{dec}} + \mathbf{b}_{\text{dec}}, \quad (9)$$

with

$$\mathcal{F} = (\text{ReLU}(\mathbf{a}_i \mathbf{W}_{r,2} + \mathbf{b}_{r,2})) \mathbf{W}_{r,1} + \mathbf{b}_{r,1}. \quad (10)$$

Group norm is used for normalization.

Multi-modality is obtained by using k of these decoders in parallel. Further details are given in the next section.

D. Training

Current approaches for making multi-modal predictions use an additional classification layer to determine the probability of each individual mode. This not only adds model complexity, but also turns the learning process into a multi-task problem, which can result in problems regarding loss balancing and convergence. We claim that it is indispensable to identify a vehicle's most probable trajectory, but the

probabilities of all other modes have a subordinate role. It should be noted, however, that this is highly dependent on the subsequent planning algorithm.

Therefore, we obtain multi-modality by first training the full network end-to-end with only one output decoder, always resulting in the most optimal prediction. The loss function used for this training step is smooth-L1 loss. After convergence, we freeze the whole model and add $k - 1$ additional learnable output decoders to it. These additional decoders are then trained with Winner-Takes-All (WTA) loss [27]. In this specific case, WTA means that for each sequence only the weights of the decoder with the smallest smooth-L1 loss are optimized.

V. EXPERIMENTS

The following sections describe the extensive evaluation of our model on the widely established Argoverse Motion Forecasting Dataset [6]. We prove state-of-the-art performance for map-free prediction. In addition to that, we quantitatively show that the weights resulting from the multi-head self-attention layer are a superior indicator for the pairwise interaction of vehicles, compared to the Euclidean distance.

A. Dataset

The Argoverse dataset consists of 205,942 train, 39,472 validation and 78,143 test sequences recorded in Miami and Pittsburgh, each containing trajectories of multiple vehicles sampled with 10 Hz. The goal is to predict the future trajectory (3 seconds) of one target vehicle, while taking the past trajectories (2 seconds) of all vehicles in a sequence into account. Sequences in the train and validation set therefore have a length of 5 seconds, while sequences in the test set only contain the first 2 seconds of motion. While the trajectory of the target vehicle is guaranteed to be observed over the full 5 seconds, other vehicle trajectories are possibly only partially observed during this duration. Due to the intended map-free design of our proposed model, we do not utilize the HD-maps provided by the dataset.

B. Metrics

For evaluation, we follow the previous works and adopt the minimum Average Displacement Error (minADE), the minimum Final Displacement Error (minFDE) and the Miss Rate (MR) for single- ($k = 1$) and multi-modal ($k = 6$) predictions. minADE corresponds to the minimum average Euclidean error between the predicted trajectory and the ground-truth trajectory of the target vehicle, while considering the top k predictions. Analogously minFDE corresponds to the minimum Euclidean error between the predicted endpoint and the ground-truth endpoint. MR is defined as the ratio of sequences where none of the predicted endpoints is closer than 2 meters to the ground-truth endpoint.

C. Implementation Details

During preprocessing, coordinate transformation of each sequence into a local target vehicle coordinate frame is done. This common preprocessing step is also performed by other

approaches [3], [25] benchmarked on the Argoverse dataset. Therefore, the coordinates in each sequence are transformed into a coordinate frame originated at the position of the target vehicle at $t = 0$. The orientation of the positive x-axis is given by the vector described by the difference between the position at $t = 0$ and $t = -1$.

The model is trained for 72 epochs using Adam optimizer [28] with a batch size of 32 and a weight decay of 10^{-2} . The first 36 epochs are used to train the full network end-to-end with only one output decoder. After 32 epochs the learning rate decays from 10^{-3} to 10^{-4} . The subsequent 36 epochs are used to train the additional learnable output decoders, with the initially trained model weights frozen. Learning rates and decay are applied in the same way. Implementation is done with pytorch [29] and pytorch geometric [30].

D. Quantitative Results

Table I compares our model to the map-free baselines [6] on the online evaluated Argoverse test set. Our model outperforms all of them by a large margin. Fig. 2 visualizes the minADE of these map-free baselines and the minADE of state-of-the-art models that include map information. Our model yields competitive results even in direct comparison to the state-of-the-art models, despite solely focusing on the social interactions and not including map information.

As already stated, most state-of-the-art models for vehicle trajectory prediction are specifically designed for the incorporation of map information and cannot be used and evaluated for map-free prediction. Nevertheless, there are a few models that can be adapted and then trained for map-free prediction. For a more in depth performance analysis, Table II compares our model with the results of other adapted current state-of-the-art models for map-free prediction on the Argoverse validation set. In this case, our model manages to outperform all current state-of-the-art models in $\text{minADE}_{@k=1}$ and $\text{MR}_{@k=1}$, while requiring a significantly lower number of model parameters. This is a strong indicator that our proposed model is a high performant and simultaneously efficient method for vehicle trajectory prediction.

E. Qualitative Results

Fig. 3 shows qualitative results of our proposed prediction model on three diverse sequences of the Argoverse validation set. The model's capability to make multi-modal predictions can be seen in the low-speed sequence on the right.

F. Self-Attention as a Score for Social Interactions

Although frequently used for vehicle prediction, the ability of self-attention to learn and describe social interactions has never been analyzed quantitatively until now. Therefore, we quantitatively analyze if self-attention is able to learn social interactions between vehicles. We do so, by limiting the vehicles of the original Argoverse dataset in each sequence to a smaller subset, only containing the target vehicle and a maximum of L_s other vehicles. Two different strategies for vehicle selection are compared:

TABLE I
RESULTS ON THE ARGOVERSE TEST SET: MAP-FREE

Method	$k = 1$			$k = 6$		
	minADE	minFDE	MR	minADE	minFDE	MR
LSTM ED [6]	2.15	4.97	0.75	-	-	-
LSTM ED-soc. [6]	2.15	4.95	0.75	-	-	-
NN [6]	3.45	7.88	0.87	1.71	3.29	0.54
CVM [6]	3.53	7.89	0.83	-	-	-
Ours	1.82	4.06	0.63	1.06	1.90	0.26

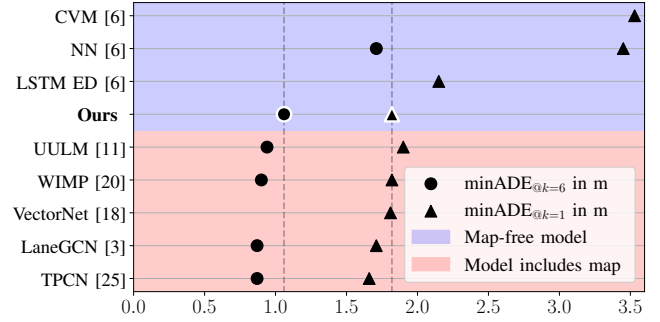


Fig. 2. $\text{minADE}_{@k=1}$ and $\text{minADE}_{@k=6}$ comparison of map-free models and models that include map information.

TABLE II
RESULTS FOR MAP-FREE PREDICTION ON THE ARGOVERSE VALIDATION SET

Method	Number of Model Parameters	$k = 1$			$k = 6$		
		minADE	minFDE	MR	minADE	minFDE	MR
TPCN [25]	-	1.42	3.08	0.55	0.82	1.32	0.15
LaneGCN [3]	1,017,769	1.58	3.61	-	0.79	1.29	-
WIMP [20]	> 20,000,000	1.61	5.05	-	0.86	1.39	0.16
Ours (LSTM + GNN + Lin. Residual)	448,872	1.44	3.17	0.54	0.86	1.47	0.19
Ours (LSTM + GNN + Multi-Head Self-Attention + Lin. Residual)	514,920	1.41	3.10	0.52	0.85	1.44	0.17

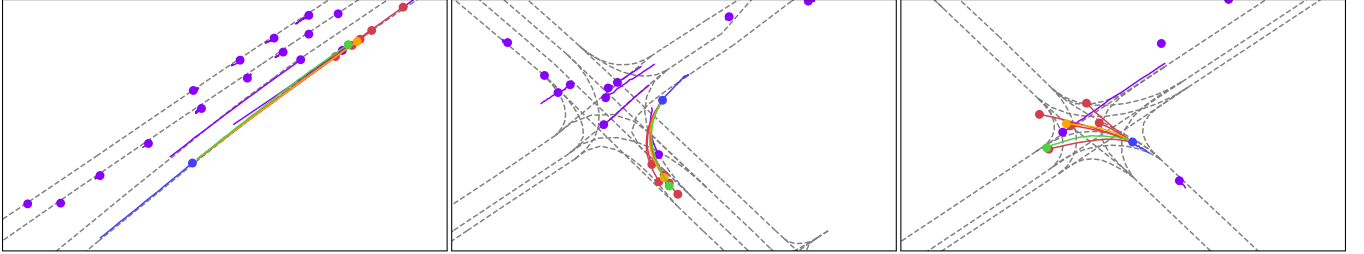


Fig. 3. Qualitative results of CRAT-Pred on the Argoverse validation set for three diverse sequences. The past observed trajectory of the target vehicle is colored in blue, the ground-truth future trajectory in green. Predictions are colored in orange and red, with orange corresponding to the most probable future trajectory. Past trajectories of other vehicles are colored in purple. Although not used by the prediction model, road topologies are shown with dashed lines.

- 1) **Euclidean Selection:** Heuristic selection of the L_s closest vehicles to the target vehicle at $t = 0$, measured by the Euclidean distance. Euclidean selection with a fixed range is used in some recent approaches [2], [13].
- 2) **Attention-based Selection:** Selection of the L_s vehicles with the highest attention weights (averaged over all heads) with respect to the target vehicle. During the forward pass of our trained prediction model, the history of each agent and their interactions get encoded. After the last graph convolution layer, the attention weight matrix is calculated and the attention weights of the target vehicle get extracted. The subsequent selection then takes the L_s other vehicles with the highest attention weights.

We claim that an independent trajectory prediction model should achieve a higher performance with the subsets that contain vehicles that are more relevant (here relevance corresponds to the amount of interaction) for the prediction of the target vehicle's trajectory. Since the attention-based se-

lected subsets directly result from our model, an independent trajectory prediction model must be used in order to evaluate this in an unbiased way.

As an independent model the publicly available state-of-the-art model LaneGCN [3] is used. One small adaptation was required. This adaptation limits the optimization of the model to the trajectory of the target vehicle only, instead of all vehicles jointly. Since the target vehicle is always located near the center of a sequence, this assures that all of the vehicles that socially interact with the target vehicle are available.

Absolute performance differences for $L_s \in \{1, 3, 5, 7, 9\}$ are plotted in Fig. 4. The reference value is set by LaneGCN trained and validated on the full dataset, which is averaging more than 15 vehicles in each sequence, resulting in $\text{minADE}_{@k=6} = 1.398$, $\text{minFDE}_{@k=6} = 3.051$ and $\text{MR}_{@k=6} = 0.505$. It is observable that the attention-based selection leads to a superior performance for all cases, when comparing it to the Euclidean selection. Interest-

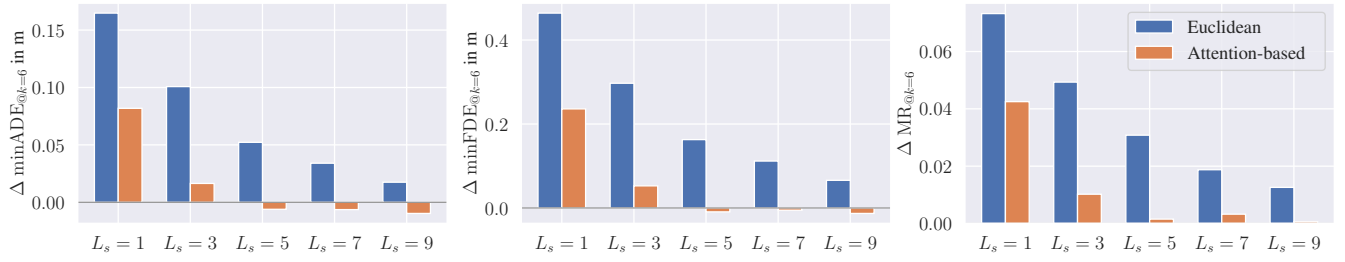


Fig. 4. Quantitative performance differences of LaneGCN on the Argoverse validation set, trained and validated with the subset selected based on the Euclidean distance (blue) and the attention-based selected subset (orange). Performance is measured in minADE (left), minFDE (center) and MR (right), with the reference value given by LaneGCN trained and validated on the full dataset. Positive performance differences indicate performance degradation and vice versa.

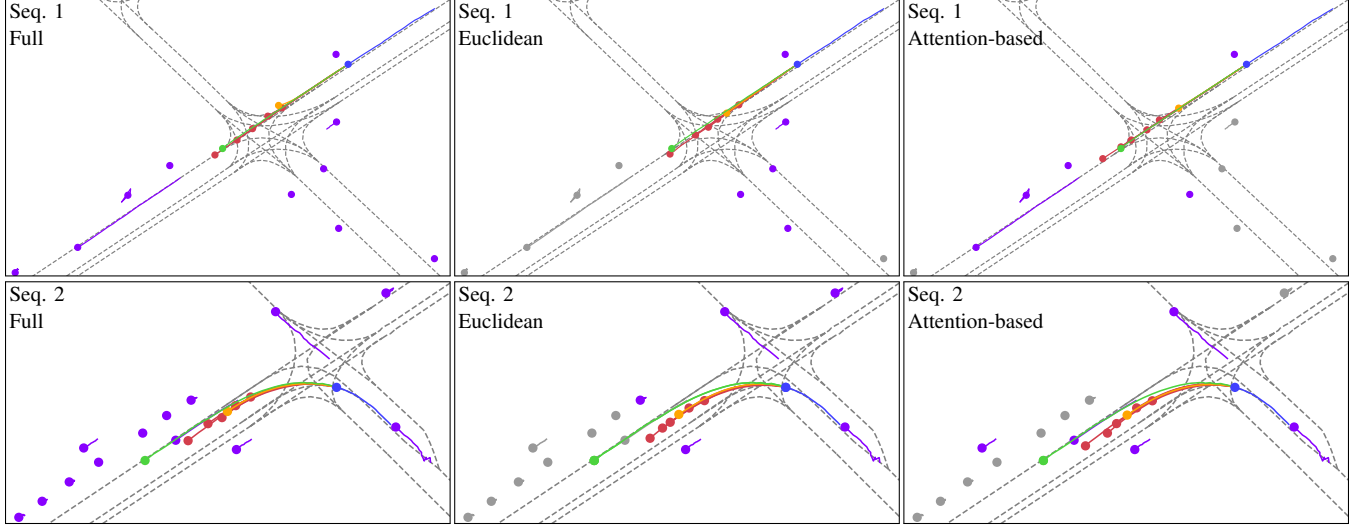


Fig. 5. Qualitative results of LaneGCN on the Argoverse validation set, trained and validated with the full dataset (left), the subset selected based on the Euclidean distance (center) and the attention-based selected subset (right). Two sequences are shown and each sequence is limited to a maximum of $L_s = 5$ other vehicles. The past observed trajectory of the target vehicle is colored in blue, the ground-truth future trajectory in green. Predictions are colored in orange and red, with orange corresponding to the most probable future trajectory. Past trajectories of other vehicles, whose selection is done by the different strategies, are colored in purple. Grey circles mark vehicles that are not selected by the corresponding strategy.

ingly, for $L_s \in \{5, 7, 9\}$ LaneGCN trained and validated on the attention-based selected subset results in a lower $\text{minADE}_{@k=6}$ and $\text{minFDE}_{@k=6}$ than LaneGCN trained and validated on the whole dataset.

While prior publications in the field of trajectory prediction applied self-attention and observed an improvement in the performance of a prediction model, our vehicle selection experiment quantitatively confirms what was mainly assumed before: Self-attention is indeed able to learn social interaction between vehicles, with the weights representing a measurable interaction score.

Fig. 5 qualitatively shows the available vehicle data and the resulting trajectory predictions on two exemplary sequences for $L_s = 5$. In Sequence 1, the attention-based selection focuses mainly on vehicles driving in front of the target vehicle. This also reflects the intuitive behavior of a human driver. Even more crucially, in Sequence 2, the Euclidean selection misses out on a vehicle traveling with the same trajectory as the target vehicle in the future. The attention-based selection includes this vehicle, which leads to better prediction results.

VI. CONCLUSION

This paper proposes a simple yet effective trajectory prediction model for vehicles, achieving state-of-the-art performance without using map information. In contrast to approaches that offer a comparable performance, it requires significantly less model parameters. The model uses an LSTM for the temporal encoding of vehicle features and then applies a GNN and multi-head self-attention to model social interactions. A simple linear residual layer is then used to generate the trajectory predictions.

While multi-head self-attention does boost the model’s performance, the results of the vehicle selection experiment indicate another key property of the self-attention mechanism: It is able to learn social interactions and therefore rate interactions between vehicles.

ACKNOWLEDGMENT

This publication was created as part of the research project “KI Delta Learning” (project number: 19A19013A) funded by the Federal Ministry for Economic Affairs and Energy (BMWi) on the basis of a decision by the German Bundestag.

REFERENCES

- [1] J. Hong, B. Sapp, and J. Philbin, “Rules of the road: Predicting driving behavior with a convolutional model of semantic interactions,” in *2019 IEEE/CVF Conference on Computer Vision and Pattern Recognition (CVPR)*, 2019, pp. 8446–8454.
- [2] X. Li, X. Ying, and M. C. Chuah, “Grip++: Enhanced graph-based interaction-aware trajectory prediction for autonomous driving,” 2020.
- [3] M. Liang, B. Yang, R. Hu, Y. Chen, R. Liao, S. Feng, and R. Urtasun, “Learning lane graph representations for motion forecasting,” in *Computer Vision – ECCV 2020*, A. Vedaldi, H. Bischof, T. Brox, and J.-M. Frahm, Eds. Cham: Springer International Publishing, 2020, pp. 541–556.
- [4] C. Schöller, V. Aravantinos, F. Lay, and A. Knoll, “What the constant velocity model can teach us about pedestrian motion prediction,” *IEEE Robotics and Automation Letters*, vol. 5, no. 2, pp. 1696–1703, 2020.
- [5] T. Xie and J. C. Grossman, “Crystal graph convolutional neural networks for an accurate and interpretable prediction of material properties,” *Phys. Rev. Lett.*, vol. 120, p. 145301, Apr 2018.
- [6] M.-F. Chang, J. Lambert, P. Sangkloy, J. Singh, S. Bak, A. Hartnett, D. Wang, P. Carr, S. Lucey, D. Ramanan, and J. Hays, “Argoverse: 3d tracking and forecasting with rich maps,” in *2019 IEEE/CVF Conference on Computer Vision and Pattern Recognition (CVPR)*, 2019, pp. 8740–8749.
- [7] N. Deo and M. M. Trivedi, “Convolutional social pooling for vehicle trajectory prediction,” in *2018 IEEE/CVF Conference on Computer Vision and Pattern Recognition Workshops (CVPRW)*, 2018, pp. 1581–1589.
- [8] A. Alahi, K. Goel, V. Ramanathan, A. Robicquet, L. Fei-Fei, and S. Savarese, “Social lstm: Human trajectory prediction in crowded spaces,” in *2016 IEEE Conference on Computer Vision and Pattern Recognition (CVPR)*, 2016, pp. 961–971.
- [9] Y. Chai, B. Sapp, M. Bansal, and D. Anguelov, “Multipath: Multiple probabilistic anchor trajectory hypotheses for behavior prediction,” in *Proceedings of the Conference on Robot Learning*, ser. Proceedings of Machine Learning Research, vol. 100. PMLR, 2020, pp. 86–99.
- [10] N. Djuric, V. Radosavljevic, H. Cui, T. Nguyen, F.-C. Chou, T.-H. Lin, N. Singh, and J. Schneider, “Uncertainty-aware short-term motion prediction of traffic actors for autonomous driving,” in *2020 IEEE Winter Conference on Applications of Computer Vision (WACV)*, 2020, pp. 2084–2093.
- [11] J. Strohbeck, V. Belagiannis, J. Müller, M. Schreiber, M. Herrmann, D. Wolf, and M. Buchholz, “Multiple trajectory prediction with deep temporal and spatial convolutional neural networks,” in *2020 IEEE/RSJ International Conference on Intelligent Robots and Systems (IROS)*, 2020, pp. 1992–1998.
- [12] S. Casas, C. Gulino, S. Suo, K. Luo, R. Liao, and R. Urtasun, “Implicit latent variable model for scene-consistent motion forecasting,” in *Computer Vision – ECCV 2020*, A. Vedaldi, H. Bischof, T. Brox, and J.-M. Frahm, Eds. Cham: Springer International Publishing, 2020, pp. 624–641.
- [13] T. Salzmann, B. Ivanovic, P. Chakravarty, and M. Pavone, “Trajectron++: Dynamically-feasible trajectory forecasting with heterogeneous data,” in *Computer Vision – ECCV 2020*, A. Vedaldi, H. Bischof, T. Brox, and J.-M. Frahm, Eds. Cham: Springer International Publishing, 2020, pp. 683–700.
- [14] J. Gilmer, S. S. Schoenholz, P. F. Riley, O. Vinyals, and G. E. Dahl, “Neural message passing for quantum chemistry,” in *Proceedings of the 34th International Conference on Machine Learning - Volume 70*, ser. ICML’17. JMLR.org, 2017, pp. 1263–1272.
- [15] C. Tang and R. R. Salakhutdinov, “Multiple futures prediction,” in *Advances in Neural Information Processing Systems*, H. Wallach, H. Larochelle, A. Beygelzimer, F. d’Alché-Buc, E. Fox, and R. Garnett, Eds., vol. 32. Curran Associates, Inc., 2019.
- [16] K. Messaoud, I. Yahiaoui, A. Verroust-Blondet, and F. Nashashibi, “Attention based vehicle trajectory prediction,” *IEEE Transactions on Intelligent Vehicles*, vol. 6, no. 1, pp. 175–185, 2021.
- [17] J. Mercat, T. Gilles, N. El Zoghby, G. Sandou, D. Beauvois, and G. P. Gil, “Multi-head attention for multi-modal joint vehicle motion forecasting,” in *2020 IEEE International Conference on Robotics and Automation (ICRA)*, 2020, pp. 9638–9644.
- [18] J. Gao, C. Sun, H. Zhao, Y. Shen, D. Anguelov, C. Li, and C. Schmid, “Vectornet: Encoding hd maps and agent dynamics from vectorized representation,” in *2020 IEEE/CVF Conference on Computer Vision and Pattern Recognition (CVPR)*, 2020, pp. 11 522–11 530.
- [19] A. Vaswani, N. Shazeer, N. Parmar, J. Uszkoreit, L. Jones, A. N. Gomez, L. u. Kaiser, and I. Polosukhin, “Attention is all you need,” in *Advances in Neural Information Processing Systems*, I. Guyon, U. V. Luxburg, S. Bengio, H. Wallach, R. Fergus, S. Vishwanathan, and R. Garnett, Eds., vol. 30. Curran Associates, Inc., 2017.
- [20] S. Khandelwal, W. Qi, J. Singh, A. Hartnett, and D. Ramanan, “What-if motion prediction for autonomous driving,” 2020.
- [21] Y. Ma, X. Zhu, S. Zhang, R. Yang, W. Wang, and D. Manocha, “Trafficpredict: Trajectory prediction for heterogeneous traffic-agents,” in *The Thirty-Third AAAI Conference on Artificial Intelligence, AAAI 2019*. AAAI Press, 2019, pp. 6120–6127.
- [22] J. Li, H. Ma, Z. Zhang, and M. Tomizuka, “Social-wagdat: Interaction-aware trajectory prediction via wasserstein graph double-attention network,” 2020.
- [23] B. Kim, S. H. Park, S. Lee, E. Khoshimjonov, D. Kum, J. Kim, J. S. Kim, and J. W. Choi, “Lapred: Lane-aware prediction of multi-modal future trajectories of dynamic agents,” 2021.
- [24] W. Zeng, M. Liang, R. Liao, and R. Urtasun, “Lanercnn: Distributed representations for graph-centric motion forecasting,” 2021.
- [25] M. Ye, T. Cao, and Q. Chen, “Tpcn: Temporal point cloud networks for motion forecasting,” in *2021 IEEE/CVF Conference on Computer Vision and Pattern Recognition (CVPR)*, 2021, pp. 11 318–11 327.
- [26] Y. Liu, J. Zhang, L. Fang, Q. Jiang, and B. Zhou, “Multimodal motion prediction with stacked transformers,” in *Proceedings of the IEEE/CVF Conference on Computer Vision and Pattern Recognition (CVPR)*, June 2021, pp. 7577–7586.
- [27] A. Guzmán-rivera, D. Batra, and P. Kohli, “Multiple choice learning: Learning to produce multiple structured outputs,” in *Advances in Neural Information Processing Systems*, F. Pereira, C. J. C. Burges, L. Bottou, and K. Q. Weinberger, Eds., vol. 25. Curran Associates, Inc., 2012.
- [28] D. P. Kingma and J. Ba, “Adam: A method for stochastic optimization,” in *3rd International Conference on Learning Representations, ICLR 2015*, Y. Bengio and Y. LeCun, Eds., 2015.
- [29] A. Paszke, S. Gross, F. Massa, A. Lerer, J. Bradbury, G. Chanan, T. Killeen, Z. Lin, N. Gimelshein, L. Antiga, A. Desmaison, A. Kopf, E. Yang, Z. DeVito, M. Raison, A. Tejani, S. Chilamkurthy, B. Steiner, L. Fang, J. Bai, and S. Chintala, “Pytorch: An imperative style, high-performance deep learning library,” in *Advances in Neural Information Processing Systems 32*, H. Wallach, H. Larochelle, A. Beygelzimer, F. d’Alché-Buc, E. Fox, and R. Garnett, Eds. Curran Associates, Inc., 2019, pp. 8024–8035.
- [30] M. Fey and J. E. Lenssen, “Fast graph representation learning with PyTorch Geometric,” in *ICLR Workshop on Representation Learning on Graphs and Manifolds*, 2019.