

Kernel Methods for Multistage Causal Inference: Mediation Analysis and Dynamic Treatment Effects

Rahul Singh*
MIT Economics

Liyuan Xu
Gatsby Unit, UCL

Arthur Gretton
Gatsby Unit, UCL

July 4, 2024

Abstract

We propose simple estimators for mediation analysis and dynamic treatment effects over short horizons, which preserve the nonlinearity, dependence, and effect modification of identification theory. We allow treatments, mediators, and covariates to be discrete or continuous in general spaces. Across this broad variety of data settings, the estimators have closed form solutions in terms of kernel matrix operations due to our algorithmic innovation: sequential mean embedding of the mediator and covariate conditional distributions given a hypothetical treatment sequence. The simple estimators have strong guarantees. For the continuous treatment case, we prove uniform consistency with finite sample rates that match the minimax optimal rate for standard kernel ridge regression. For the discrete treatment case, we prove $n^{-1/2}$ consistency, finite sample Gaussian approximation, and semiparametric efficiency. We extend the analysis to incremental effects and counterfactual distributions, identifying and estimating new causal estimands. In nonlinear simulations with many covariates, we demonstrate state-of-the-art performance. We estimate mediated and dynamic treatment effects of the US Job Corps program for disadvantaged youth, and share a cleaned data set that may serve as a benchmark in future work.

Keywords: reproducing kernel Hilbert space, dose response curve, uniform consistency, semiparametric efficiency, counterfactual distribution

*Rahul Singh is a PhD Candidate at MIT, Cambridge, MA 02143 (e-mail: rahul.singh@mit.edu); Liyuan Xu is a PhD Candidate at UCL, London, UK W1T 4JG (e-mail: liyuan.jo.19@ucl.ac.uk); Arthur Gretton is a Professor at UCL, London, UK W1T 4JG (e-mail: arthur.gretton@gmail.com). Material in this draft previously appeared in a working paper presented at the non-archival 2020 NeurIPS Workshop on ML for Economic Policy. We have divided the original working paper into two projects: one paper focusing on one-stage settings (Singh et al., 2020) and this paper focusing on multistage settings. Arthur Gretton acknowledges funding from the Gatsby Charitable Foundation.

1 Introduction

One-stage treatment effect estimation aims to determine the counterfactual relationship between a one-off treatment and a downstream outcome: if we intervened on treatment D , what would be the counterfactual outcome Y ? In statistics, epidemiology, and economics, more nuanced questions naturally arise. First, how much of the total effect of the treatment on the outcome is mediated by a particular mechanism M that takes place between treatment and outcome? Second, what would be the effect of a sequence of treatments $\mathbf{D}_{1:T}$ on the outcome, even when that sequence was not actually implemented? In both scenarios, the chain of causal influence and the scope for nonlinearity are substantially richer.

In seminal works, Imai et al. (2010) and Robins (1986) rigorously develop identification theory for mediation analysis and dynamic treatment effects. A rich class of mediated and dynamic treatment effects are estimable in principle if the analyst has access to a sufficiently rich set of covariates over time $\mathbf{X}_{1:T}$. Treatment may be discrete or continuous; relationships among outcome, treatment, and covariates may be nonlinear; and dependence may be interwoven in a way that modifies effects (Gill and Robins, 2001). Even effects of randomized or dynamic treatment policies are estimable in principle.

While mediated and dynamic treatment effects are identified in theory, they are challenging to estimate in practice. Popular estimators restrict attention to binary treatment, parametric models, Markov simplifications, or restricted effect modification for tractability; see e.g. Vansteelandt and Joffe (2014) for a review. For the continuous treatment case, existing nonparametric estimators for mediated response curves (Huber et al., 2020; Ghasami et al., 2021) use density estimation (which can be challenging as dimension increases), while existing machine learning estimators for dynamic dose response curves (Lewis and Syrgkanis, 2020) rely on restrictive linearity, Markov, and no-effect-modification assumptions (which imply additive effects of treatments). For the binary treatment case, a rich literature characterizes abstract conditions for $n^{-1/2}$ consistent semiparametric estimation (van der Laan and Rubin, 2006; Chernozhukov et al., 2018). Still, estimators that preserve the full generality of the mediated and dynamic treatment effect problems are not widely used (Vansteelandt and Joffe, 2014), perhaps due to their complexity.

We match the generality of mediation analysis and dynamic treatment effect identification

with the flexibility and simplicity of kernel ridge regression estimation. We propose a new family of nonparametric and semiparametric estimators for multistage causal inference over short horizons. Our algorithms are combinations of kernel ridge regressions, and so they inherit the practical and theoretical virtues that make kernel ridge regression popular in machine learning. The algorithms are simple; even the dynamic dose response curve trained on text and images in a medical record has a one line, closed form solution. In nonlinear simulations over short horizons, the algorithms reliably outperform some state-of-the-art alternatives, justifying their use in a real world program evaluation of the US Job Corps. The key approximation assumption that underpins their performance is *smoothness* of the true causal relationship, which departs from the *sparsity* assumption popular in high dimensional causal inference. Crucially, we preserve the nonlinearity, dependence, and effect modification of identification theory; linearity, Markov, and no-effect-modification simplifications are unnecessary but can be imposed as special cases.

We provide algorithmic, statistical, and empirical contributions.

Algorithmic. We propose estimators with closed form solutions that are combinations of simple kernel ridge regressions. To our knowledge, ours is the first machine learning estimator of dynamic dose response curves without restrictive linearity, Markov, or no-effect-modification assumptions. It appears that ours are the first nonparametric algorithms for multistage incremental response curves and multistage counterfactual distributions without such restrictions. We propose simple kernel estimators for these complex causal estimands. To address multistage dependence, we introduce an algorithmic technique that appears to be an innovation in the RKHS literature: *sequential embeddings*, i.e. RKHS representations of mediator and covariate conditional distributions given a hypothetical treatment sequence. In the semiparametric setting, we propose a procedure for valid and practical confidence intervals with only one level of sample splitting. Throughout, we avoid nonparametric density estimation.

Statistical. For the continuous treatment case, we prove that our direct, indirect, and dynamic dose response curves are uniformly consistent. We provide finite sample rates of convergence that match the minimax optimal rate for standard kernel ridge regression. The rates do not directly depend on the data dimension, but rather the smoothness of the causal estimand. We extend these results to multistage incremental response curves and

multistage counterfactual outcome distributions. For the discrete treatment case, we prove $n^{-1/2}$ consistency, finite sample Gaussian approximation, and semiparametric efficiency, which imply validity of our proposed confidence intervals. We articulate a double spectral robustness for the multistage setting whereby some kernels may have high effective dimension as long as others have sufficiently low effective dimension. The same assumptions and techniques drive both nonparametric and semiparametric analysis.

Empirical. For an applied statistics audience, we illustrate the practicality of our approach by conducting simulations and estimating the mediated and dynamic response curves of the Jobs Corps, the largest job training program for disadvantaged youth in the US. Access to the program was randomized from November 1994 to February 1996 and several rounds of surveys were collected over a short horizon (Schochet et al., 2008). Individuals could decide whether to participate and for how many hours, possibly over multiple years. We model class-hours in different years as a sequence of continuous treatments and conduct a program evaluation. Using direct and indirect dose response curves, we find that job training reduces arrests via social mechanisms besides employment. By allowing for continuous treatment and dynamic confounding, we uncover that relatively few class-hours in the first year and no class-hours in the second year confer most of the benefit to counterfactual employment. Of independent interest, we clean and share a data set that may serve as a benchmark for new, flexible approaches to dynamic dose response curve estimation.

Section 2 describes related work. Section 3 presents our assumptions, which are standard in RKHS learning theory. Section 4 presents nonparametric and semiparametric theory for mediation analysis. Section 5 presents nonparametric and semiparametric theory for dynamic response curves and treatment effects. Section 6 conducts simulation experiments and a program evaluation. Section 7 concludes. In Appendix A, we provide a glossary of the new estimators and guarantees. We extend the nonparametric results to counterfactual distributions in Appendix B and longer horizons in Appendix C.

2 Related work

Multistage continuous treatment. Our nonparametric framework for multistage causal inference views direct, indirect, and dynamic dose response curves as reweightings of a

regression function. This perspective is called the *g-formula* in biostatistics (Robins, 1986) and the *partial mean* in econometrics (Newey, 1994). To express direct, indirect, and dynamic dose response curves as partial means, we build on foundational identification results (Imai et al., 2010; Robins, 1986; Gill and Robins, 2001). We consider intertemporal distributions as the reweighting in the integral. Existing nonparametric approaches to mediation analysis involve Nadaraya-Watson smoothing and density estimation (Huber et al., 2020; Ghassami et al., 2021). An unrestricted machine learning (ML) approach to dynamic dose response curves does not appear to exist. Lewis and Syrgkanis (2020) impose the structure of a linear state space Markov process without effect modification (which implies additive effects of treatments), whereas we allow nonlinearity, intertemporal dependence, and effect modification. Our sequential mean embedding technique extends the insight of Bang and Robins (2005), who propose recursively fitting regressions.

Multistage discrete treatment. Our semiparametric theory follows the tenets of targeted (van der Laan and Rubin, 2006; Zheng and van der Laan, 2011) and debiased (Chernozhukov et al., 2018) machine learning. These frameworks combine a regression, propensity scores, and possibly conditional densities to construct a confidence interval for some scalar target parameter. Both approaches combine the algorithmic insights of doubly robust moment functions (Robins and Rotnitzky, 1995) and sample splitting (Klaassen, 1987), allowing an analyst to use ML algorithms to estimate the regression function, propensity scores, and conditional densities. In our case, we combine generalized kernel ridge regressions to estimate nonparametric quantities, avoiding explicit density estimation, further splitting, or iterative fitting. We use doubly robust moment functions from Scharfstein et al. (1999); Tchetgen Tchetgen and Shpitser (2012) and prove new, sufficiently fast nonparametric rates to verify abstract rate conditions from Singh (2021b), building on van der Laan and Gruber (2012); Molina et al. (2017); Luedtke et al. (2017); Rotnitzky et al. (2017); Farbmacher et al. (2020); Bodory et al. (2020) and references therein. We avoid multiple levels of sample splitting and iterative fitting due to our new analysis of multistage response curves.

RKHS in causal inference. Existing work incorporates the RKHS into one-stage causal inference. For the heterogeneous effect of binary treatment, Nie and Wager (2021) propose the R learner and prove mean square error rates based on orthogonalization. See Kennedy et al. (2017); Foster and Syrgkanis (2019) and references therein for the rich

literature on orthogonal loss minimization. Kallus (2020); Hirshberg et al. (2019); Singh (2021a) propose semiparametric estimation and inference for one-stage causal inference with a one-off, binary treatment. For continuous treatment, Singh et al. (2020) propose nonparametric estimators with closed form solutions based on kernel ridge regression for the dose response curve and heterogeneous response curve. Whereas previous work studies the one-stage setting, we study the multistage setting and prove equally strong results despite additional complexity in the chain of causal influence and scope for nonlinearity. To do so, we generalize the role of conditional expectation operators and conditional mean embeddings in causal inference (Singh et al., 2019).

Counterfactual distributions. Previous work on counterfactual distributions considers the one-stage setting and restricted dynamic setting. Much of the literature focuses on distributional generalizations of average treatment effect for binary treatment (Firpo, 2007; Chernozhukov et al., 2013). For the one-stage case, RKHS estimators have been proposed for binary (Muandet et al., 2021), and discrete or continuous (Singh et al., 2020) treatment. The generalization of the structural nested mean model (SNMM) is called the structural nested distribution model or structural nested failure time model, and it shares the SNMM restriction on effect modification (Robins, 1992). We propose what appear to be the first unrestricted nonparametric algorithms for multistage counterfactual distributions.

Unlike previous work, we (i) provide a framework that encompasses new multistage estimands; (ii) propose estimators with closed form solutions based on a new RKHS construction; and (iii) prove uniform consistency for the continuous treatment case and $n^{-1/2}$ consistency, Gaussian approximation, and semiparametric efficiency for the discrete treatment case via finite sample arguments that handle general data types.

3 RKHS assumptions

We summarize RKHS notation, interpretation, and assumptions that we use in this paper. A reproducing kernel Hilbert space (RKHS) \mathcal{H} has elements that are functions $f : \mathcal{W} \rightarrow \mathbb{R}$ where \mathcal{W} is a Polish space, which we formally define below. Let $k : \mathcal{W} \times \mathcal{W} \rightarrow \mathbb{R}$ be a function that is continuous, symmetric, and positive definite. We call k the *kernel*, and we call $\phi : w \mapsto k(w, \cdot)$ the *feature map*. The kernel is the inner product of features:

$k(w, w') = \langle \phi(w), \phi(w') \rangle_{\mathcal{H}}$. The RKHS is the closure of the span of the features $\{\phi(w)\}_{w \in \mathcal{W}}$. As such, the features are interpretable as the dictionary of basis functions for the RKHS: for $f \in \mathcal{H}$, we have that $f(w) = \langle f, \phi(w) \rangle_{\mathcal{H}}$.

Kernel ridge regression uses the RKHS \mathcal{H} as the hypothesis space in an infinite dimensional optimization problem with a ridge penalty. This infinite dimensional optimization problem has a well-known closed form solution:

$$\hat{f} := \operatorname{argmin}_{f \in \mathcal{H}} \frac{1}{n} \sum_{i=1}^n \{Y_i - f(W_i)\}^2 + \lambda \|f\|_{\mathcal{H}}^2; \quad \hat{f}(w) = \mathbf{Y}^\top (\mathbf{K}_{WW} + n\lambda \mathbf{I})^{-1} \mathbf{K}_{Ww}, \quad (1)$$

where $\mathbf{K}_{WW} \in \mathbb{R}^{n \times n}$ is the kernel matrix with (i, j) -th entry $k(W_i, W_j)$ and $\mathbf{K}_{Ww} \in \mathbb{R}^n$ is the kernel vector with i -th entry $k(W_i, w)$. To tune the ridge penalty hyperparameter λ , both generalized cross validation and leave-one-out cross validation have closed form solutions, and the former is asymptotically optimal (Li, 1986). To analyze the bias and variance of kernel ridge regression, the statistical learning literature places assumptions on the smoothness of f_0 and effective dimension of \mathcal{H} . Both assumptions are spectral in nature, so we present the spectral view of the RKHS before introducing them.

The kernel gets its name from its role within a certain integral operator. Denote by $\mathbb{L}_\nu^2(\mathcal{W})$ the space of square integrable functions with respect to measure ν . Consider the convolution operator in which k serves as the kernel, i.e. $L : \mathbb{L}_\nu^2(\mathcal{W}) \rightarrow \mathbb{L}_\nu^2(\mathcal{W})$, $f \mapsto \int k(\cdot, w)f(w)d\nu(w)$. By the spectral theorem, we write $Lf = \sum_{j=1}^\infty \eta_j \langle \varphi_j, f \rangle_{\mathbb{L}_\nu^2(\mathcal{W})} \cdot \varphi_j$ where (η_j) are weakly decreasing eigenvalues and (φ_j) are orthonormal eigenfunctions that form a basis of $\mathbb{L}_\nu^2(\mathcal{W})$. To interpret how the RKHS \mathcal{H} compares to $\mathbb{L}_\nu^2(\mathcal{W})$, we express both function spaces in terms of the orthonormal basis (φ_j) . In other words, we present the *spectral view* of the RKHS. For any $f, g \in \mathbb{L}_\nu^2(\mathcal{W})$, write $f = \sum_{j=1}^\infty f_j \varphi_j$ and $g = \sum_{j=1}^\infty g_j \varphi_j$. Then

$$\begin{aligned} \mathbb{L}_\nu^2(\mathcal{W}) &= \left(f = \sum_{j=1}^\infty f_j \varphi_j : \sum_{j=1}^\infty f_j^2 < \infty \right), & \langle f, g \rangle_{\mathbb{L}_\nu^2(\mathcal{W})} &= \sum_{j=1}^\infty f_j g_j; \\ \mathcal{H} &= \left(f = \sum_{j=1}^\infty f_j \varphi_j : \sum_{j=1}^\infty \frac{f_j^2}{\eta_j} < \infty \right), & \langle f, g \rangle_{\mathcal{H}} &= \sum_{j=1}^\infty \frac{f_j g_j}{\eta_j}. \end{aligned}$$

\mathcal{H} is the subset of $\mathbb{L}_\nu^2(\mathcal{W})$ for which higher order terms in (φ_j) have a smaller contribution, subject to ν satisfying the conditions of Mercer's theorem (Steinwart and Scovel, 2012).

An analyst can place assumptions on the spectral properties of a statistical target f_0 estimated in the RKHS \mathcal{H} : smoothness and effective dimension (Caponnetto and De Vito,

2007; Fischer and Steinwart, 2020). These assumptions are formalized by parameters (b, c) :

$$f_0 \in \mathcal{H}^c := \left(f = \sum_{j=1}^{\infty} f_j \varphi_j : \sum_{j=1}^{\infty} \frac{f_j^2}{\eta_j^c} < \infty \right) \subset \mathcal{H}, \quad c \in (1, 2]; \quad \eta_j \leq C j^{-b}, \quad b \geq 1. \quad (2)$$

The value c quantifies how well the leading terms in (φ_j) approximate f_0 ; a larger value of c corresponds to a smoother target f_0 . A larger value of b corresponds to a faster rate of spectral decay and therefore a lower effective dimension. Both (b, c) are joint assumptions on the kernel and data distribution. Correct specification implies $c \geq 1$ and a bounded kernel implies $b \geq 1$ (Fischer and Steinwart, 2020, Lemma 10). Minimax optimal rates in this regime are governed by (b, c) (Fischer and Steinwart, 2020, Theorem 2), with faster rates corresponding to higher values. In our analysis of causal estimands, we obtain nonparametric rates and semiparametric rate conditions that combine minimax optimal rates (where minimax analysis is known), which are therefore in terms of (b, c) .

Spectral assumptions are easy to interpret in the context of Sobolev spaces (Fischer and Steinwart, 2020). Let $\mathcal{W} \subset \mathbb{R}^p$. Denote by \mathbb{H}_2^s the Sobolev space with $s > p/2$ square integrable derivatives. \mathbb{H}_2^s can be generated by the Matérn kernel. Suppose $\mathcal{H} = \mathbb{H}_2^s$ is chosen as the RKHS for estimation. If $f_0 \in \mathbb{H}_2^{s_0}$, then $c = s_0/s$; c quantifies the additional smoothness of f_0 relative to \mathcal{H} . In this Sobolev space, $b = 2s/p > 1$. The effective dimension is increasing in the original dimension p and decreasing in the degree of smoothness s . The minimax optimal rates are

$$n^{-\frac{1}{2} \frac{c}{c+1/b}} = n^{-\frac{s_0}{2s_0+p}} \text{ in } \mathbb{L}^2 \text{ norm}, \quad n^{-\frac{1}{2} \frac{c-1}{c+1/b}} = n^{-\frac{s_0-s}{2s_0+p}} \text{ in Sobolev norm}, \quad (3)$$

and both are achieved by kernel ridge regression with $\lambda = n^{-\frac{1}{c+1/b}} = n^{-\frac{2s}{2s_0+p}}$.

With notation and interpretation of the RKHS in hand, we are ready to state the five types of assumptions we place in this paper, generalizing the standard RKHS learning theory assumptions from kernel ridge regression to multistage causal inference.

Identification. We assume variants of selection on observables in order to express direct, indirect, and dynamic effects as reweightings of a regression function. We allow the marginal distribution of treatments and covariates to shift.

RKHS regularity. We construct an RKHS for the regression function that facilitates the analysis of partial means. Our RKHS construction requires kernels that are bounded and characteristic. For incremental responses, we require kernels that are differentiable.

Original space regularity. We allow treatment, covariates, and mediator to be discrete or continuous in general Polish spaces. For simplicity, we assume the outcome is bounded.

Smoothness. We estimate regression functions, propensity scores, and conditional expectation operators by kernel ridge regression. To analyze the bias from ridge regularization, we assume smoothness conditions for each object estimated by a kernel ridge regression.

Effective dimension. To analyze the variance from ridge regularization, we assume effective dimension conditions for each object estimated by a kernel ridge regression.

We formally instantiate these assumptions for mediation analysis (Section 4), dynamic settings (Section 5), and counterfactual distributions (Appendix B). We uncover a double spectral robustness in the semiparametric inferential theory: some kernels may have high effective dimensions, as long as other kernels have low effective dimensions.

4 Mediation analysis

4.1 Definition and identification

Mediation analysis seeks to decompose the total effect of treatment D on outcome Y into the direct effect versus the indirect effect mediated via mechanism M . The problem is multistage in the sense that D causes M and Y , then M also causes Y . We denote the counterfactual mediator $M^{(d)}$ given a hypothetical intervention on treatment $D = d$. We denote the counterfactual outcome $Y^{(d,m)}$ given a hypothetical intervention on not only treatment $D = d$ but also mediator $M = m$.

Definition 1 (Mediation analysis (Robins and Greenland, 1992)). We define

1. $\theta_0^{TE}(d, d') := \mathbb{E}[Y^{\{d', M^{(d')}\}} - Y^{\{d, M^{(d)}\}}]$ is the total effect of new treatment value d' compared to old value d .
2. $\theta_0^{IE}(d, d') := \mathbb{E}[Y^{\{d', M^{(d')}\}} - Y^{\{d', M^{(d)}\}}]$ is the indirect effect of new treatment value d' compared to old value d , i.e. the component of total effect mediated by M .
3. $\theta_0^{DE}(d, d') := \mathbb{E}[Y^{\{d', M^{(d)}\}} - Y^{\{d, M^{(d)}\}}]$ is the direct effect of new treatment value d' compared to old value d .

4. $\theta_0^{ME}(d, d') := \mathbb{E}[Y^{\{d', M^{(d)}\}}]$ is the counterfactual mean outcome in the thought experiment that treatment is set at a new value $D = d'$ but the mediator M follows the distribution it would have followed if treatment were set at its old value $D = d$.

Likewise we define incremental response curves and effects, e.g. $\theta_0^{ME, \nabla}(d, d') := \mathbb{E}[\nabla_{d'} Y^{\{d', M^{(d)}\}}]$.

$\theta_0^{TE}(d, d')$ generalizes average total effects. Average total effect of a binary treatment $D \in \{0, 1\}$ is $\mathbb{E}[Y^{\{1, M^{(1)}\}} - Y^{\{0, M^{(0)}\}}]$. For treatment that is discrete or continuous, the vector $\mathbb{E}[Y^{\{d, M^{(d)}\}}]$ may be infinite dimensional, which makes this problem fully nonparametric.

$\theta_0^{TE}(d, d')$ captures the concept of total effect, but the total effect may be mostly mediated by some mechanism M . An analyst may therefore wish to measure how much of the total effect is indirect: how much of the total effect would be achieved by simply intervening on the mediator distribution? For example, in Section 6, we investigate the extent to which employment mediates the effect of job training on arrests. With binary treatment, the indirect effect is $\mathbb{E}[Y^{\{1, M^{(1)}\}}] - \mathbb{E}[Y^{\{1, M^{(0)}\}}]$. In the former term, the mediator follows the counterfactual distribution under intervention $D = 1$, and in the latter, it follows the counterfactual distribution under intervention $D = 0$.

The remaining component of total effect is the direct effect, which answers: if the mediator were held at the original distribution corresponding to $D = d$, what would be the impact of treatment $D = d'$? For example, in Section 6, we investigate the effect of job training on arrests holding employment at the original distribution. With binary treatment, the direct effect is $\mathbb{E}[Y^{\{1, M^{(0)}\}}] - \mathbb{E}[Y^{\{0, M^{(0)}\}}]$.

The final target parameter is $\theta_0^{ME}(d, d')$. It is useful because $\theta_0^{TE}(d, d')$, $\theta_0^{IE}(d, d')$, and $\theta_0^{DE}(d, d')$ can be expressed in terms of $\theta_0^{ME}(d, d')$. With binary treatment, this quantity would be a matrix in $\mathbb{R}^{2 \times 2}$. In our nonparametric approach, it is a surface over $\mathcal{D} \times \mathcal{D}$.

Proposition 1. Mediated response curves and effects can be expressed in terms of $\theta_0^{ME}(d, d')$.

1. $\theta_0^{TE}(d, d') = \theta_0^{DE}(d, d') + \theta_0^{IE}(d, d') = \theta_0^{ME}(d', d') - \theta_0^{ME}(d, d);$
2. $\theta_0^{IE}(d, d') = \theta_0^{ME}(d', d') - \theta_0^{ME}(d, d');$
3. $\theta_0^{DE}(d, d') = \theta_0^{ME}(d, d') - \theta_0^{ME}(d, d).$

Under the assumption of no interference (defined below), $\theta_0^{TE}(d, d') = \mathbb{E}\{Y^{(d', M)} - Y^{(d, M)}\}$.

In seminal work, Imai et al. (2010) state sufficient conditions under which mediated effects can be measured from outcomes Y , treatments D , mediators M , and covariates X . We refer to this collection of sufficient conditions as *selection on observables for mediation*.

Assumption 1 (Selection on observables for mediation). Assume

1. No interference: if $D = d$ then $M = M^{(d)}$; if $D = d$ and $M = m$ then $Y = Y^{(d, m)}$.
2. Conditional exchangeability: $\{M^{(d)}, Y^{(d', m)}\} \perp\!\!\!\perp D | X$ and $\{Y^{(d', m)}\} \perp\!\!\!\perp M | D, X$.
3. Overlap: if $f(d, x) > 0$ then $f(m|d, x) > 0$; if $f(x) > 0$ then $f(d|x) > 0$, where $f(d, x)$, $f(m|d, x)$, $f(x)$, and $f(d|x)$ are densities.

No interference is also called the stable unit treatment value assumption. It rules out network effects, also called spillovers. Conditional exchangeability states that conditional on covariates, treatment assignment is as good as random. Moreover, conditional on treatment and covariates, mediator assignment is as good as random. Overlap ensures that there is no covariate stratum $X = x$ such that treatment has a restricted support, and there is no treatment-covariate stratum $(D, X) = (d, x)$ such that mediator has a restricted support.

We generalize a classic identification result below. Whereas Imai et al. (2010) identify $\theta_0^{ME}(d, d')$, we also identify the incremental version $\theta_0^{ME, \nabla}(d, d')$, which appears to be a new result. Define the regression $\gamma_0(d, m, x) := \mathbb{E}(Y | D = d, M = m, X = x)$.

Theorem 1 (Identification of mediated response curves and effects). If Assumption 1 holds,

1. $\theta_0^{ME}(d, d') = \int \gamma_0(d', m, x) d\mathbb{P}(m|d, x) d\mathbb{P}(x)$ (Imai et al., 2010).
2. $\theta_0^{ME, \nabla}(d, d') = \int \nabla_{d'} \gamma_0(d', m, x) d\mathbb{P}(m|d, x) d\mathbb{P}(x)$.

See Appendix D for the proof. Proposition 1 identifies the other quantities in Definition 1. For subsequent analysis, it helps to define $\omega_0(d, d'; x) := \int \gamma_0(d', m, x) d\mathbb{P}(m|d, x)$, so that $\theta_0^{ME}(d, d') = \mathbb{E}\{\omega_0(d, d'; X)\}$.

4.2 Algorithm

Theorem 1 makes precise how each mediated response curve and effect is identified as an integral of the form $\int \gamma_0(d', m, x) d\mathbb{Q}$ for the distribution $\mathbb{Q} = \mathbb{P}(m|d, x)\mathbb{P}(x)$. Since x appears in $\gamma_0(d', m, x)$, $\mathbb{P}(m|d, x)$, and $\mathbb{P}(x)$, the integral is coupled and therefore challenging to estimate. Our key insight is that, with the appropriate RKHS construction, the components $\gamma_0(d', m, x)$, $\mathbb{P}(m|d, x)$, and $\mathbb{P}(x)$ can be decoupled. Moreover, the multistage distribution \mathbb{Q} can be encoded by a *sequential mean embedding*, which appears to be an innovation. We use these techniques to reduce multistage causal inference into the combination of kernel ridge regressions, which then allows us to propose estimators with closed form solutions.

To begin, we construct the appropriate RKHS for γ_0 . In our construction, we define RKHSs for treatment D , mediator M , and covariates X , then assume that the regression is an element of a certain composite space. To lighten notation, we will suppress subscripts when arguments are provided, e.g. $\phi(d) = \phi_{\mathcal{D}}(d)$. We assume the regression γ_0 is an element of the RKHS \mathcal{H} with the kernel $k(d, m, x; d', m'; x') = k_{\mathcal{D}}(d, d') \cdot k_{\mathcal{M}}(m, m') \cdot k_{\mathcal{X}}(x, x')$. Formally, this choice of kernel corresponds to the tensor product: $\gamma_0 \in \mathcal{H} := \mathcal{H}_{\mathcal{D}} \otimes \mathcal{H}_{\mathcal{M}} \otimes \mathcal{H}_{\mathcal{X}}$, with the tensor product dictionary of basis functions $\phi(d) \otimes \phi(m) \otimes \phi(x)$. As such, $\gamma_0(d, m, x) = \langle \gamma_0, \phi(d) \otimes \phi(m) \otimes \phi(x) \rangle_{\mathcal{H}}$ and $\|\phi(d) \otimes \phi(m) \otimes \phi(x)\|_{\mathcal{H}} = \|\phi(d)\|_{\mathcal{H}_{\mathcal{D}}} \cdot \|\phi(m)\|_{\mathcal{H}_{\mathcal{M}}} \cdot \|\phi(x)\|_{\mathcal{H}_{\mathcal{X}}}$. We place regularity conditions on this RKHS construction in order to prove our decoupling result. Anticipating Appendix B, we include conditions for an outcome RKHS in parentheses.

Assumption 2 (RKHS regularity conditions). Assume

1. $k_{\mathcal{D}}$, $k_{\mathcal{M}}$, $k_{\mathcal{X}}$ (and $k_{\mathcal{Y}}$) are continuous and bounded. Formally, $\sup_{d \in \mathcal{D}} \|\phi(d)\|_{\mathcal{H}_{\mathcal{D}}} \leq \kappa_d$, $\sup_{m \in \mathcal{M}} \|\phi(m)\|_{\mathcal{H}_{\mathcal{M}}} \leq \kappa_m$, $\sup_{x \in \mathcal{X}} \|\phi(x)\|_{\mathcal{H}_{\mathcal{X}}} \leq \kappa_x$ {and $\sup_{y \in \mathcal{Y}} \|\phi(y)\|_{\mathcal{H}_{\mathcal{Y}}} \leq \kappa_y$ }.
2. $\phi(d)$, $\phi(m)$, $\phi(x)$ {and $\phi(y)$ } are measurable.
3. $k_{\mathcal{M}}$, $k_{\mathcal{X}}$ (and $k_{\mathcal{Y}}$) are characteristic (Sriperumbudur et al., 2010).

For incremental responses, further assume $\mathcal{D} \subset \mathbb{R}$ is an open set and $\nabla_d \nabla_{d'} k_{\mathcal{D}}(d, d')$ exists and is continuous, hence $\sup_{d \in \mathcal{D}} \|\nabla_d \phi(d)\|_{\mathcal{H}} \leq \kappa'_d$. When treatment is discrete, take $k_{\mathcal{D}}(d, d') = \mathbb{1}_{d=d'}$ instead.

Commonly used kernels are continuous and bounded. Measurability is a similarly weak condition. The characteristic property means that different distributions will have different embeddings in the RKHS. For example, the indicator kernel is characteristic over a discrete domain, while the exponentiated quadratic kernel is characteristic over a continuous domain.

Theorem 2 (Decoupling of mediated response curves). Suppose the conditions of Theorem 1 hold. Further suppose Assumption 2 holds and $\gamma_0 \in \mathcal{H}$. Then

1. $\omega_0(d, d'; X) = \langle \gamma_0, \phi(d') \otimes \mu_m(d, X) \otimes \phi(X) \rangle_{\mathcal{H}}$;
2. $\theta_0^{ME}(d, d') = \mathbb{E}\{\omega_0(d, d'; X)\} = \langle \gamma_0, \phi(d') \otimes \mu_{m,x}(d) \rangle_{\mathcal{H}}$,
3. $\theta_0^{ME,\nabla}(d, d') = \mathbb{E}\{\nabla_{d'}\omega_0(d, d'; X)\} = \langle \gamma_0, \nabla_{d'}\phi(d') \otimes \mu_{m,x}(d) \rangle_{\mathcal{H}}$,

where $\mu_m(d, x) := \int \phi(m) d\mathbb{P}(m|d, x)$ and $\mu_{m,x}(d) := \int \{\mu_m(d, x) \otimes \phi(x)\} d\mathbb{P}(x)$.

Proof sketch. Consider $\omega_0(d, d', x)$. Exchanging integration and inner product,

$$\omega_0(d, d'; x) = \int \langle \gamma_0, \phi(d') \otimes \phi(m) \otimes \phi(x) \rangle_{\mathcal{H}} d\mathbb{P}(m|d, x) = \langle \gamma_0, \phi(d') \otimes \mu_m(d, x) \otimes \phi(x) \rangle_{\mathcal{H}}.$$

□

See Appendix E for the proof. The quantity $\mu_m(d, x) := \int \phi(m) d\mathbb{P}(m|d, x)$ embeds the conditional distribution $\mathbb{P}(m|d, x)$ as an element of the RKHS $\mathcal{H}_{\mathcal{M}}$, which is a popular technique in the RKHS literature. It has the property that, for $f \in \mathcal{H}_{\mathcal{M}}$, $\langle f, \mu_m(d, x) \rangle_{\mathcal{H}_{\mathcal{M}}} = \int f(m) d\mathbb{P}(m|d, x)$. The quantity $\mu_{m,x}(d)$ is a sequential mean embedding that encodes the counterfactual distribution of mediator M and covariates X when treatment is $D = d$, and it appears to be an innovation. It has the property that, for $f \in \mathcal{H}_{\mathcal{M}} \otimes \mathcal{H}_{\mathcal{X}}$, $\langle f, \mu_{m,x}(d) \rangle_{\mathcal{H}_{\mathcal{M}} \otimes \mathcal{H}_{\mathcal{X}}} = \int f(m, x) d\mathbb{P}(m|d, x) d\mathbb{P}(x)$.

Theorem 2 decouples $\gamma_0(d', m, x)$, $\mathbb{P}(m|d, x)$, and $\mathbb{P}(x)$. As such, it provides a blueprint for estimation that avoids explicit density estimation and integration. Our estimator will be $\hat{\theta}^{ME}(d, d') = \langle \hat{\gamma}, \phi(d') \otimes \hat{\mu}_{m,x}(d) \rangle_{\mathcal{H}} = \langle \hat{\gamma}, \phi(d') \otimes n^{-1} \sum_{i=1}^n \{\hat{\mu}_m(d, X_i) \otimes \phi(X_i)\} \rangle_{\mathcal{H}}$. The estimator $\hat{\gamma}$ is a standard kernel ridge regression. The estimator $\hat{\mu}_m(d, x)$ is an appropriately generalized kernel ridge regression. We combine them by averaging and taking the product.

Algorithm 1 (Nonparametric estimation of mediated response curves). Denote the kernel matrices \mathbf{K}_{DD} , \mathbf{K}_{MM} , $\mathbf{K}_{XX} \in \mathbb{R}^{n \times n}$. Mediated response curves have closed form solutions:

1. $\hat{\omega}(d, d'; x) = \mathbf{Y}^\top (\mathbf{K}_{DD} \odot \mathbf{K}_{MM} \odot \mathbf{K}_{XX} + n\lambda \mathbf{I})^{-1} [\mathbf{K}_{Dd'} \odot \{\mathbf{K}_{MM}(\mathbf{K}_{DD} \odot \mathbf{K}_{XX} + n\lambda_1 \mathbf{I})^{-1} (\mathbf{K}_{Dd} \odot \mathbf{K}_{Xx})\} \odot \mathbf{K}_{Xx}]$;
2. $\hat{\theta}^{ME}(d, d') = n^{-1} \sum_{i=1}^n \hat{\omega}(d, d'; X_i)$

where (λ, λ_1) are ridge regression penalty parameters. For mediated incremental response curve estimators, we replace $\mathbf{K}_{Dd'}$ with $\nabla_{d'} \mathbf{K}_{Dd'}$ where $(\nabla_{d'} \mathbf{K}_{Dd'})_i = \nabla_{d'} k(D_i, d')$.

Derivation sketch. Consider $\omega_0(d, d'; x)$. Analogously to (1), the kernel ridge regression estimators of the regression γ_0 and the conditional mean embedding $\mu_m(d, x)$ are given by

$$\hat{\gamma} = \underset{\gamma \in \mathcal{H}}{\operatorname{argmin}} \frac{1}{n} \sum_{i=1}^n [Y_i - \langle \gamma, \phi(D_i) \otimes \phi(M_i) \otimes \phi(X_i) \rangle_{\mathcal{H}}]^2 + \lambda \|\gamma\|_{\mathcal{H}}^2,$$

$$\hat{E} = \underset{E \in \mathcal{L}_2(\mathcal{H}_{\mathcal{M}}, \mathcal{H}_{\mathcal{D}} \otimes \mathcal{H}_{\mathcal{X}})}{\operatorname{argmin}} \frac{1}{n} \sum_{i=1}^n [\phi(M_i) - E^* \{\phi(D_i) \otimes \phi(X_i)\}]^2 + \lambda_1 \|E\|_{\mathcal{L}_2(\mathcal{H}_{\mathcal{M}}, \mathcal{H}_{\mathcal{D}} \otimes \mathcal{H}_{\mathcal{X}})}^2,$$

where $\hat{\mu}_m(d, x) = \hat{E}^* \{\phi(d) \otimes \phi(x)\}$ and E^* is the adjoint of E . The closed forms are

$$\hat{\gamma}(d', \cdot, x) = \mathbf{Y}^\top (\mathbf{K}_{DD} \odot \mathbf{K}_{MM} \odot \mathbf{K}_{XX} + n\lambda \mathbf{I})^{-1} (\mathbf{K}_{Dd'} \odot \mathbf{K}_{M\cdot} \odot \mathbf{K}_{Xx}),$$

$$[\hat{\mu}_m(d, x)](\cdot) = \mathbf{K}_{\cdot M} (\mathbf{K}_{DD} \odot \mathbf{K}_{XX} + n\lambda_1 \mathbf{I})^{-1} (\mathbf{K}_{Dd} \odot \mathbf{K}_{Xx}).$$

To arrive at the main result, match the empty arguments (\cdot) of the kernel ridge regressions. □

We derive this algorithm in Appendix E. We give theoretical values for (λ, λ_1) that optimally balance bias and variance in Theorem 3 below. Appendix H gives practical tuning procedures with closed form solutions to empirically balance bias and variance, one of which is asymptotically optimal. We formally define the operator space $\mathcal{L}_2(\mathcal{H}_{\mathcal{M}}, \mathcal{H}_{\mathcal{D}} \otimes \mathcal{H}_{\mathcal{X}})$ below.

Next we turn to semiparametric estimation and inference. We quote the doubly robust moment function for mediation analysis parametrized to avoid density estimation.

Lemma 1 (Doubly robust moment of mediated effects (Tchetgen Tchetgen and Shpitser, 2012)). Suppose treatment D is binary, so that $d, d' \in \{0, 1\}$. If Assumption 1 holds then $\theta_0^{ME}(d, d') = \mathbb{E}[\psi^{ME}(d, d'; \gamma_0, \omega_0, \pi_0, \rho_0; W)]$ where $W = (Y, D, M, X)$ and

$$\begin{aligned} \psi^{ME}(d, d'; \gamma, \omega, \pi, \rho; W) &= \omega(d, d'; X) + \frac{\mathbb{1}_{D=d'}}{\pi(d'; M, X)} \frac{\rho(d; M, X)}{\pi(d; X)} \{Y - \gamma(d', M, X)\} \\ &+ \frac{\mathbb{1}_{D=d}}{\pi(d; X)} \{\gamma(d', M, X) - \omega(d, d'; X)\}. \end{aligned}$$

The function γ_0 is a regression and $\omega_0(d, d'; X) = \int \gamma_0(d', m, X) d\mathbb{P}(m|d, X)$ is its partial mean, while $\pi_0(d; X) = \mathbb{P}(d|X)$ and $\rho_0(d; M, X) = \mathbb{P}(d|M, X)$ are propensity scores that appear in intertemporal balancing weights.

This equation is doubly robust with respect to the nonparametric quantities $(\gamma_0, \omega_0, \pi_0, \rho_0)$ in the sense that it continues to hold if (γ_0, ω_0) or (π_0, ρ_0) are misspecified. As a consequence, our semiparametric results continue to hold if one of $(\gamma_0, \omega_0, \pi_0, \rho_0)$ is not actually an element of an RKHS. This parametrization, widely used in the targeted machine learning literature, suits our approach since the technique of sequential mean embeddings allows us to estimate ω_0 without explicitly estimating the conditional density $f(m|d, x)$.

The semiparametric procedure combines our new nonparametric estimator from Algorithm 1 with the doubly robust moment function from Lemma 1 and sample splitting. The meta algorithm of using the doubly robust moment function and sample splitting (without specifying the nonparametric subroutines) is a variant of targeted (Zheng and van der Laan, 2011) and debiased (Chernozhukov et al., 2018) machine learning for mediation analysis.

Algorithm 2 (Semiparametric inference of mediated effects). Partition the sample into folds $(I_\ell)_{\ell=1:L}$. Denote by I_ℓ^c observations not in fold I_ℓ .

1. For each fold ℓ , estimate $(\hat{\gamma}_\ell, \hat{\omega}_\ell, \hat{\pi}_\ell, \hat{\rho}_\ell)$ from observations in I_ℓ^c .
2. Estimate $\hat{\theta}^{ME}(d, d') = n^{-1} \sum_{\ell=1}^L \sum_{i \in I_\ell} \psi^{ME}(d, d'; \hat{\gamma}_\ell, \hat{\omega}_\ell, \hat{\pi}_\ell, \hat{\rho}_\ell; W_i)$.
3. Estimate its $(1 - a) \cdot 100\%$ confidence interval as $\hat{\theta}^{ME}(d, d') \pm \varsigma_a \hat{\sigma}(d, d') n^{-1/2}$ where $\hat{\sigma}^2(d, d') = n^{-1} \sum_{\ell=1}^L \sum_{i \in I_\ell} \{\psi^{ME}(d, d'; \hat{\gamma}_\ell, \hat{\omega}_\ell, \hat{\pi}_\ell, \hat{\rho}_\ell; W_i) - \hat{\theta}^{ME}(d, d')\}^2$ and ς_a is the $1 - a/2$ quantile of the standard Gaussian.

Unlike Farbmacher et al. (2020, Algorithm 2), our procedure does not require multiple levels of sample splitting. Our algorithmic innovation is to propose and analyze a new estimator $\hat{\omega}$ in Algorithm 1, based on the idea of sequential mean embedding, that does not require sample splitting of its own. Note that $\hat{\omega}$ is computed according to Algorithm 1 with regularization parameters (λ, λ_1) . $(\hat{\gamma}, \hat{\pi}, \hat{\rho})$ are standard kernel ridge regressions with regularization parameters $(\lambda, \lambda_2, \lambda_3)$. See Appendix E for explicit computations. We give theoretical values for regularization parameters that optimally balance bias and variance in Theorem 4 below. Appendix H gives practical tuning procedures with closed form solutions

to empirically balance bias and variance, one of which is asymptotically optimal. It is immediate by Proposition 1 and the delta method how to compute confidence intervals for other quantities in Definition 1.

4.3 Guarantee

Towards a guarantee of uniform consistency, we place regularity conditions on the original spaces. Anticipating Appendix B, we include conditions for the outcome in parentheses.

Assumption 3 (Original space regularity conditions). Assume

1. $\mathcal{D}, \mathcal{M}, \mathcal{X}$ (and \mathcal{Y}) are Polish spaces.
2. $\mathcal{Y} \subset \mathbb{R}$ and $|Y| \leq C$ almost surely.

A Polish space is a separable and completely metrizable topological space. Random variables with support in a Polish space may be discrete or continuous and even texts, graphs, or images. Boundedness of Y can be relaxed. Next, we place assumptions on the smoothness of the regression γ_0 and the effective dimension of \mathcal{H} the sense of (2).

Assumption 4 (Smoothness and effective dimension of regression). Assume $\gamma_0 \in \mathcal{H}^c$ where $c \in (1, 2]$, and $\eta_j(\mathcal{H}) \leq Cj^{-b}$ where $b \geq 1$.

See Appendix F for alternative ways of writing and interpreting Assumption 4 in the tensor product space \mathcal{H} . We place similar conditions on the conditional mean embedding $\mu_m(d, x)$, which is a generalized regression. We articulate this assumption abstractly for the conditional mean embedding $\mu_a(b) := \int \phi(a) d\mathbb{P}(a|b)$ where $a \in \mathcal{A}_\ell$ and $b \in \mathcal{B}_\ell$. As such, all one has to do is specify \mathcal{A}_ℓ and \mathcal{B}_ℓ to specialize the assumption. For $\mu_m(d, x)$, $\mathcal{A}_1 = \mathcal{M}$ and $\mathcal{B}_1 = \mathcal{D} \times \mathcal{X}$. We parametrize the effective dimension and smoothness of $\mu_a(b)$ by (b_ℓ, c_ℓ) .

Formally, define the conditional expectation operator $E_\ell : \mathcal{H}_{\mathcal{A}_\ell} \rightarrow \mathcal{H}_{\mathcal{B}_\ell}$, $f(\cdot) \mapsto \mathbb{E}\{f(A_\ell)|B_\ell = \cdot\}$. By construction, E_ℓ encodes the same information as $\mu_a(b)$ since

$$\mu_a(b) = \int \phi(a) d\mathbb{P}(a|b) = [E_\ell\{\phi(\cdot)\}](b) = [E_\ell^*\{\phi(b)\}](\cdot), \quad a \in \mathcal{A}_\ell, \quad b \in \mathcal{B}_\ell$$

where E_ℓ^* is the adjoint of E_ℓ . We denote the space of Hilbert-Schmidt operators between $\mathcal{H}_{\mathcal{A}_\ell}$ and $\mathcal{H}_{\mathcal{B}_\ell}$ by $\mathcal{L}_2(\mathcal{H}_{\mathcal{A}_\ell}, \mathcal{H}_{\mathcal{B}_\ell})$. $\mathcal{L}_2(\mathcal{H}_{\mathcal{A}_\ell}, \mathcal{H}_{\mathcal{B}_\ell})$ is an RKHS in its own right, for which we

place smoothness and effective dimension assumptions in the sense of (2); see Grünewälder et al. (2013, Appendix B) and Singh et al. (2019, Appendix A.3) for details.

Assumption 5 (Smoothness and effective dimension of conditional mean embedding). Assume $E_\ell \in \mathcal{L}_2(\mathcal{H}_{\mathcal{A}_\ell}, \mathcal{H}_{\mathcal{B}_\ell}^{c_\ell})$ where $c_\ell \in (1, 2]$, and $\eta_j(\mathcal{H}_{\mathcal{B}_\ell}) \leq Cj^{-b_\ell}$ where $b_\ell \geq 1$.

Just as we place approximation assumptions for γ_0 in terms of \mathcal{H} , which provides the features onto which we project Y , we place approximation assumptions for E_ℓ in terms of $\mathcal{H}_{\mathcal{B}_\ell}$, which provides the features $\phi(B_\ell)$ onto which we project $\phi(A_\ell)$. Under these conditions, we arrive at our first main theoretical guarantee.

Theorem 3 (Nonparametric consistency of mediated response curves). Suppose Assumptions 1, 2, 3, 4, and 5 hold with $\mathcal{A}_1 = \mathcal{M}$ and $\mathcal{B}_1 = \mathcal{D} \times \mathcal{X}$. Set $(\lambda, \lambda_1) = (n^{-\frac{1}{c+1/b}}, n^{-\frac{1}{c_1+1/b_1}})$, which is rate optimal regularization. Then

$$\begin{aligned} 1. \quad & \|\hat{\theta}^{ME} - \theta_0^{ME}\|_\infty = O_p \left(n^{-\frac{1}{2} \frac{c-1}{c+1/b}} + n^{-\frac{1}{2} \frac{c_1-1}{c_1+1/b_1}} \right); \\ 2. \quad & \|\hat{\theta}^{ME, \nabla} - \theta_0^{ME, \nabla}\|_\infty = O_p \left(n^{-\frac{1}{2} \frac{c-1}{c+1/b}} + n^{-\frac{1}{2} \frac{c_1-1}{c_1+1/b_1}} \right). \end{aligned}$$

See Appendix F for the proof. By Proposition 1, the various quantities in Definition 1 are uniformly consistent with the same rate, which matches the minimax optimal rate for standard kernel ridge regression in RKHS norm (Fischer and Steinwart, 2020).¹ The exact finite sample rate is given in Appendix F, as well as the explicit specialization of Assumption 5. The rate is at best $n^{-\frac{1}{4}}$ when $(c, c_1) = 2$ and $(b, b_1) \rightarrow \infty$, i.e. when (γ_0, μ_m) are very smooth with finite effective dimensions. The slow rates reflect the challenge of a sup norm guarantee, which is much stronger than an \mathbb{L}^2 norm guarantee and which encodes caution about worst case scenarios when informing policy decisions. See (3) to specialize these rates for Sobolev spaces.

In the semiparametric case where D is binary, $\theta_0^{ME}(d, d')$ is a matrix in $\mathbb{R}^{2 \times 2}$. Theorem 3 simplifies to a guarantee on the maximum element of the matrix of differences $|\hat{\theta}^{ME}(d, d') - \theta_0^{ME}(d, d')|$. For the semiparametric case, we improve the rate from $n^{-\frac{1}{4}}$ to $n^{-\frac{1}{2}}$ by using Algorithm 2 and imposing additional assumptions. In particular, we place additional assumptions on the propensity scores.

¹Lower bound analysis of multistage response curves is a direction for future work.

Assumption 6 (Bounded propensities). Propensity scores $\pi_0(d; X)$ and $\rho_0(d; M, X)$, and their estimators $\hat{\pi}(d; X)$ and $\hat{\rho}(d; M, X)$, are bounded away from zero and one almost surely.

The first part of Assumption 6 is a mild strengthening of the overlap condition in Assumption 1. The second part can be imposed by trimming the estimators $(\hat{\pi}, \hat{\rho})$, which only improves prediction quality since (π_0, ρ_0) are bounded. Assumption 6 is not specific to the RKHS setting. We now place smoothness and spectral decay assumptions that are specific to the RKHS setting. Specifically, we assume propensity scores are smooth and belong to RKHSs with quantifiable effective dimension in the sense of (2).

Assumption 7 (Smoothness and effective dimension of propensities). Assume

1. $\pi_0 \in \mathcal{H}_{\mathcal{X}}^{c_2}$ where $c_2 \in (1, 2]$, and $\eta_j(\mathcal{H}_{\mathcal{X}}) \leq Cj^{-b_2}$ where $b_2 \geq 1$;
2. $\rho_0 \in (\mathcal{H}_{\mathcal{M}} \otimes \mathcal{H}_{\mathcal{X}})^{c_3}$ where $c_3 \in (1, 2]$, and $\eta_j(\mathcal{H}_{\mathcal{M}} \otimes \mathcal{H}_{\mathcal{X}}) \leq Cj^{-b_3}$ where $b_3 \geq 1$.

Finally, we prove our main result for semiparametric mediated effects.

Theorem 4 (Semiparametric consistency, Gaussian approximation, and efficiency of mediated effects). Suppose the conditions of Theorem 3 hold, as well as Assumptions 6 and 7. Set $(\lambda, \lambda_1, \lambda_2, \lambda_3) = (n^{-\frac{1}{c+1/b}}, n^{-\frac{1}{c_1+1/b_1}}, n^{-\frac{1}{c_2+1/b_2}}, n^{-\frac{1}{c_3+1/b_3}})$, which is rate optimal regularization. Then for any $c, c_1, c_2 \in (1, 2]$ and $b, b_1, b_2 \geq 1$ satisfying

$$\min \left(\frac{c-1}{c+1/b}, \frac{c_1-1}{c_1+1/b_1} \right) + \frac{c_2}{c_2+1/b_2} > 1,$$

we have that $\hat{\theta}^{ME}(d, d') \xrightarrow{p} \theta_0^{ME}(d, d')$, $n^{1/2}\sigma(d, d')^{-1}\{\hat{\theta}^{ME}(d, d') - \theta_0^{ME}(d, d')\} \xrightarrow{d} \mathcal{N}(0, 1)$,

$$\mathbb{P} \left[\theta_0^{ME}(d, d') \in \left\{ \hat{\theta}^{ME}(d, d') \pm \varsigma_a \hat{\sigma}(d, d') n^{-1/2} \right\} \right] \rightarrow 1 - a.$$

Moreover, the estimator is semiparametrically efficient.

See Appendix G for the proof and a stronger finite sample guarantee. By Proposition 1, the remaining quantities in Definition 1 are $n^{-1/2}$ consistent. In the favorable case that $(c, c_1, c_2) = 2$ i.e. (γ_0, μ_m, π_0) are very smooth, the conditions simplify: either $(b, b_1) > 1$ or $b_2 > 1$. In other words, we require *either* the kernels of (γ_0, μ_m) *or* the kernel of π_0 to have low effective dimension. In this sense, we characterize a double spectral robustness that is similar in spirit to the double sparsity robustness that is familiar for lasso estimation

of one-stage treatment effects. More generally, there is a trade-off among the smoothness and effective dimension assumptions across nonparametric objects. The spectral decay quantified by (b, b_1, b_2) must be sufficiently fast relative to the smoothness of the various nonparametric objects (c, c_1, c_2) . See (3) to specialize these conditions for Sobolev spaces.

5 Dynamic dose responses and treatment effects

5.1 Definition and identification

So far we have considered the effect of a one-off treatment D . A rich literature instead considers the effect of a sequence of treatments $\mathbf{D}_{1:T} = \mathbf{d}_{1:T}$ on counterfactual outcome $Y^{(\mathbf{d}_{1:T})}$. If the sequence of treatment values $\mathbf{d}_{1:T}$ is observed in the data, this problem may be called *on policy* planning; if not, it may be called *off policy* planning.

Definition 2 (Dynamic response curves and effects). We define

1. $\theta_0^{GF}(\mathbf{d}_{1:T}) := \mathbb{E}\{Y^{(\mathbf{d}_{1:T})}\}$ is the counterfactual mean outcome given interventions $\mathbf{D}_{1:T} = \mathbf{d}_{1:T}$ for the entire population.
2. $\theta_0^{DS}(\mathbf{d}_{1:T}, \tilde{\mathbb{P}}) := \mathbb{E}_{\tilde{\mathbb{P}}}\{Y^{(\mathbf{d}_{1:T})}\}$ is the counterfactual mean outcome given interventions $\mathbf{D}_{1:T} = \mathbf{d}_{1:T}$ for an alternative population with data distribution $\tilde{\mathbb{P}}$ (elaborated in Assumption 9 below).

Likewise we define incremental response curves and effects, e.g. $\theta_0^{GF, \nabla}(\mathbf{d}_{1:T}) := \mathbb{E}\{\nabla_{d_T} Y^{(\mathbf{d}_{1:T})}\}$.

Whereas much of the semiparametric literature restricts $d_t \in \{0, 1\}$, we allow d_t to be discrete or continuous and consider a nonparametric approach to dynamic response curves (Gill and Robins, 2001). For example, in Section 6, we estimate the effect of d_1 job training hours in year one, and d_2 job training hours in year two, on counterfactual employment. In the spirit of off policy planning, we consider a distribution shift from \mathbb{P} to $\tilde{\mathbb{P}}$.

For clarity, we focus on the deterministic, static counterfactual policy $\mathbf{d}_{1:T}$. It is deterministic in that it is nonrandom. It is static in that it does not depend on the observed sequence of covariates $\mathbf{X}_{1:T}$. Impressively, the causal inference literature on dynamic treatment effects extends to policies that may be randomized and that may be

dynamic (Robins, 1986). Our approach may extend to randomized and dynamic policies with additional notation.²

In seminal work, Robins (1986) states sufficient conditions under which dynamic responses and effects can be measured from outcomes Y , treatments $\mathbf{D}_{1:T}$, and covariates $\mathbf{X}_{1:T}$. This collection of sufficient conditions is known as *sequential selection on observables*.

Assumption 8 (Sequential selection on observables). Assume

1. No interference: if $\mathbf{D}_{1:T} = \mathbf{d}_{1:T}$ then $Y = Y^{(\mathbf{d}_{1:T})}$.
2. Conditional exchangeability: $\{Y^{(\mathbf{d}_{1:T})}\} \perp\!\!\!\perp D_t | \mathbf{D}_{1:(t-1)}, \mathbf{X}_{1:t}, \forall 1 \leq t \leq T$.
3. Overlap: if $f\{\mathbf{d}_{1:(t-1)}, \mathbf{x}_{1:t}\} > 0$ then $f\{d_t | \mathbf{d}_{1:(t-1)}, \mathbf{x}_{1:t}\} > 0$, where $f\{\mathbf{d}_{1:(t-1)}, \mathbf{x}_{1:t}\}$ and $f\{d_t | \mathbf{d}_{1:(t-1)}, \mathbf{x}_{1:t}\}$ are densities.

Assumption 8 is a sequential generalization of the familiar, one-stage selection on observables. To handle θ_0^{DS} , we generalize a standard assumption in transfer learning.

Assumption 9 (Distribution shift). Assume

1. $\tilde{\mathbb{P}}(Y, \mathbf{D}_{1:T}, \mathbf{X}_{1:T}) = \mathbb{P}(Y | \mathbf{D}_{1:T}, \mathbf{X}_{1:T}) \tilde{\mathbb{P}}(\mathbf{D}_{1:T}, \mathbf{X}_{1:T})$;
2. $\tilde{\mathbb{P}}(\mathbf{D}_{1:T}, \mathbf{X}_{1:T})$ is absolutely continuous with respect to $\mathbb{P}(\mathbf{D}_{1:T}, \mathbf{X}_{1:T})$.

The difference between \mathbb{P} and $\tilde{\mathbb{P}}$ is only in the distribution of treatments and covariates. Moreover, the support of \mathbb{P} contains the support of $\tilde{\mathbb{P}}$. An immediate consequence is that the regression function $\gamma_0(\mathbf{d}_{1:T}, \mathbf{x}_{1:T}) := \mathbb{E}(Y | \mathbf{D}_{1:T} = \mathbf{d}_{1:T}, \mathbf{X}_{1:T} = \mathbf{x}_{1:T})$ remains the same across the different populations \mathbb{P} and $\tilde{\mathbb{P}}$. We generalize a classic identification result due to Robins (1986); Gill and Robins (2001) in two ways: we consider distribution shift, and we consider incremental responses and effects. These extensions appear to be new.

Theorem 5 (Identification of dynamic response curves and effects). If Assumption 8 holds,

1. $\theta_0^{GF}(\mathbf{d}_{1:T}) = \int \gamma_0(\mathbf{d}_{1:T}, \mathbf{x}_{1:T}) d\mathbb{P}(x_1) \prod_{t=2}^T d\mathbb{P}\{x_t | \mathbf{d}_{1:(t-1)}, \mathbf{x}_{1:(t-1)}\}$ (Robins, 1986).

²To accommodate randomized dynamic policies, the product in Theorem 5 will include factors for the conditional distributions of treatments. Specifically, the integral will replace d_t with $g_t : \{\mathbf{d}_{1:(t-1)}, \mathbf{x}_{1:t}\} \mapsto \mathbb{G}\{d_t | \mathbf{d}_{1:(t-1)}, \mathbf{x}_{1:t}\}$ where \mathbb{G} is the distribution induced by the randomized dynamic policy (g_t).

2. If in addition Assumption 9 holds then $\theta_0^{DS}(\mathbf{d}_{1:T}, \tilde{\mathbb{P}}) = \int \gamma_0(\mathbf{d}_{1:T}, \mathbf{x}_{1:T}) d\tilde{\mathbb{P}}(x_1) \prod_{t=2}^T d\tilde{\mathbb{P}}\{x_t | \mathbf{d}_{1:(t-1)}, \mathbf{x}_{1:(t-1)}\}$.

For incremental response curves and effects, we replace $\gamma_0(\mathbf{d}_{1:T}, \mathbf{x}_{1:T})$ with $\nabla_{d_T} \gamma_0(\mathbf{d}_{1:T}, \mathbf{x}_{1:T})$.

See Appendix D for the proof. The integral is the famous *g-formula* from epidemiology stated for sequences of treatments that may be discrete or continuous. We consider a fully nonparametric g-formula that allows for distribution shift. Theorem 5 handles auxiliary Markov restrictions as special cases. For example, if covariates follow a Markov process, then θ_0^{GF} simplifies by setting $\mathbb{P}\{x_t | \mathbf{d}_{1:(t-1)}, \mathbf{x}_{1:(t-1)}\} = \mathbb{P}(x_t | d_{t-1}, x_{t-1})$.

5.2 Algorithm

Theorem 5 makes precise how each dynamic response and effect is identified as an integral of the form $\int \gamma_0(\mathbf{d}_{1:T}, \mathbf{x}_{1:T}) d\mathbb{Q}$ for the distribution $\mathbb{Q} = \mathbb{P}(x_1) \prod_{t=2}^T \mathbb{P}\{x_t | \mathbf{d}_{1:(t-1)}, \mathbf{x}_{1:(t-1)}\}$ or $\mathbb{Q} = \tilde{\mathbb{P}}(x_1) \prod_{t=2}^T \tilde{\mathbb{P}}\{x_t | \mathbf{d}_{1:(t-1)}, \mathbf{x}_{1:(t-1)}\}$. Since x_1 appears in $\gamma_0(\mathbf{d}_{1:T}, \mathbf{x}_{1:T})$, $\mathbb{P}\{x_t | \mathbf{d}_{1:(t-1)}, \mathbf{x}_{1:(t-1)}\}$, and $\mathbb{P}(x_1)$, the components of the integral are coupled and therefore challenging to estimate. As in Section 4, our key insight is to construct an appropriate RKHS to decouple these components, then to encode \mathbb{Q} by a sequential mean embedding. With these techniques, we again reduce multistage causal inference into the combination of kernel ridge regressions. For clarity, we present the algorithm with $T = 2$, and we define $\omega_0(d_1, d_2; x_1) = \int \gamma_0(d_1, d_2, x_1, x_2) d\mathbb{P}(x_2 | d_1, x_1)$ so that $\theta_0^{GF}(d_1, d_2) = \mathbb{E}\{\omega_0(d_1, d_2; X_1)\}$. We consider $T > 2$ in Appendix C, which also showcases the role of Markov assumptions.

As before, we begin by constructing the appropriate RKHS for γ_0 . We define RKHSs for each treatment D_t and each covariate X_t . Using identical notation as Section 4, we assume the regression γ_0 is an element of the RKHS \mathcal{H} with the kernel $k(d_1, d_2, x_1, x_2; d'_1, d'_2, x'_1, x'_2) = k_{\mathcal{D}}(d_1, d'_1) \cdot k_{\mathcal{D}}(d_2, d'_2) \cdot k_{\mathcal{X}}(x_1, x'_1) \cdot k_{\mathcal{X}}(x_2, x'_2)$, i.e. $\gamma_0 \in \mathcal{H} := \mathcal{H}_{\mathcal{D}} \otimes \mathcal{H}_{\mathcal{D}} \otimes \mathcal{H}_{\mathcal{X}} \otimes \mathcal{H}_{\mathcal{X}}$. As such, $\gamma_0(d_1, d_2, x_1, x_2) = \langle \gamma_0, \phi(d_1) \otimes \phi(d_2) \otimes \phi(x_1) \otimes \phi(x_2) \rangle_{\mathcal{H}}$ and $\|\phi(d_1) \otimes \phi(d_2) \otimes \phi(x_1) \otimes \phi(x_2)\|_{\mathcal{H}} = \|\phi(d_1)\|_{\mathcal{H}_{\mathcal{D}}} \cdot \|\phi(d_2)\|_{\mathcal{H}_{\mathcal{D}}} \cdot \|\phi(x_1)\|_{\mathcal{H}_{\mathcal{X}}} \cdot \|\phi(x_2)\|_{\mathcal{H}_{\mathcal{X}}}$. Under regularity conditions on this RKHS construction, we prove an analogous decoupling result.

Theorem 6 (Decoupling of dynamic response curves). Suppose the conditions of Theorem 5 hold. Further suppose Assumption 2 holds and $\gamma_0 \in \mathcal{H}$. Then

1. $\omega_0(d_1, d_2; X_1) = \langle \gamma_0, \phi(d_1) \otimes \phi(d_2) \otimes \phi(X_1) \otimes \mu_{x_2}(d_1, X_1) \rangle_{\mathcal{H}}$;
2. $\theta_0^{GF}(d_1, d_2) = \mathbb{E}\{\omega_0(d_1, d_2; X_1)\} = \langle \gamma_0, \phi(d_1) \otimes \phi(d_2) \otimes \mu_{x_1, x_2}(d_1) \rangle_{\mathcal{H}}$ where $\mu_{x_2}(d_1, x_1) := \int \phi(x_2) d\mathbb{P}(x_2|d_1, x_1)$ and $\mu_{x_1, x_2}(d_1) := \int \{\phi(x_1) \otimes \mu_{x_2}(d_1, x_1)\} d\mathbb{P}(x_1)$;
3. $\theta_0^{DS}(d_1, d_2; \tilde{\mathbb{P}}) = \langle \gamma_0, \phi(d_1) \otimes \phi(d_2) \otimes \nu_{x_1, x_2}(d_1) \rangle_{\mathcal{H}}$ where $\nu_{x_2}(d_1, x_1) := \int \phi(x_2) d\tilde{\mathbb{P}}(x_2|d_1, x_1)$ and $\nu_{x_1, x_2}(d_1) := \int \{\phi(x_1) \otimes \nu_{x_2}(d_1, x_1)\} d\tilde{\mathbb{P}}(x_1)$.

For incremental responses, we replace $\phi(d_2)$ with $\nabla_{d_2}\phi(d_2)$.

See Appendix E for the proof. In θ_0^{GF} , $\mu_{x_2}(d_1, x_1) := \int \phi(x_2) d\mathbb{P}(x_2|d_1, x_1)$ is the conditional mean embedding of $\mathbb{P}(x_2|d_1, x_1)$, and it satisfies $\langle f, \mu_{x_2}(d_1, x_1) \rangle_{\mathcal{H}_{\mathcal{X}}} = \int f(x_2) d\mathbb{P}(x_2|d_1, x_1)$. $\mu_{x_1, x_2}(d_1)$ is a sequential mean embedding that encodes the counterfactual distribution of covariates (X_1, X_2) when initial treatment is $D_1 = d_1$, and it satisfies $\langle f, \mu_{x_1, x_2}(d_1) \rangle_{\mathcal{H}_{\mathcal{X}} \otimes \mathcal{H}_{\mathcal{X}}} = \int f(x_1, x_2) d\mathbb{P}(x_2|d_1, x_1) d\mathbb{P}(x_1)$. Likewise for θ_0^{DS} . As before, this decoupling is a blueprint for estimation. For example, our estimator will be $\hat{\theta}^{GF}(d_1, d_2) = \langle \hat{\gamma}, \phi(d_1) \otimes \phi(d_2) \otimes \hat{\mu}_{x_1, x_2}(d_1) \rangle_{\mathcal{H}} = \langle \hat{\gamma}, \phi(d_1) \otimes \phi(d_2) \otimes n^{-1} \sum_{i=1}^n \{\phi(X_{1i}) \otimes \hat{\mu}_{x_2}(d_1, X_{1i})\} \rangle_{\mathcal{H}}$. The estimator $\hat{\gamma}$ is a standard kernel ridge regression. The estimator $\hat{\mu}_{x_2}(d_1, x_1)$ is a generalized kernel ridge regression. We combine them by averaging and taking the product.

Algorithm 3 (Nonparametric estimation of dynamic response curves). Denote the kernel matrices $\mathbf{K}_{D_1 D_1}, \mathbf{K}_{D_2 D_2}, \mathbf{K}_{X_1 X_1}, \mathbf{K}_{X_2 X_2} \in \mathbb{R}^{n \times n}$ calculated from observations drawn from population \mathbb{P} . Denote the kernel matrices $\mathbf{K}_{\tilde{D}_1 \tilde{D}_1}, \mathbf{K}_{\tilde{D}_2 \tilde{D}_2}, \mathbf{K}_{\tilde{X}_1 \tilde{X}_1}, \mathbf{K}_{\tilde{X}_2 \tilde{X}_2} \in \mathbb{R}^{\tilde{n} \times \tilde{n}}$ calculated from observations drawn from population $\tilde{\mathbb{P}}$. Dynamic dose response curve estimators are

1. $\hat{\omega}(d_1, d_2; x_1) = \mathbf{Y}^\top (\mathbf{K}_{D_1 D_1} \odot \mathbf{K}_{D_2 D_2} \odot \mathbf{K}_{X_1 X_1} \odot \mathbf{K}_{X_2 X_2} + n\lambda \mathbf{I})^{-1} [\mathbf{K}_{D_1 d_1} \odot \mathbf{K}_{D_2 d_2} \odot \mathbf{K}_{X_1 x_1} \odot \{\mathbf{K}_{X_2 X_2} (\mathbf{K}_{D_1 D_1} \odot \mathbf{K}_{X_1 X_1} + n\lambda_4 \mathbf{I})^{-1} (\mathbf{K}_{D_1 d_1} \odot \mathbf{K}_{X_1 x_1})\}];$
2. $\hat{\theta}^{GF}(d_1, d_2) = n^{-1} \sum_{i=1}^n \hat{\omega}(d_1, d_2; X_{1i});$
3. $\hat{\theta}^{DS}(d_1, d_2; \tilde{\mathbb{P}}) = \tilde{n}^{-1} \sum_{i=1}^{\tilde{n}} \mathbf{Y}^\top (\mathbf{K}_{D_1 D_1} \odot \mathbf{K}_{D_2 D_2} \odot \mathbf{K}_{X_1 X_1} \odot \mathbf{K}_{X_2 X_2} + n\lambda \mathbf{I})^{-1} [\mathbf{K}_{D_1 d_1} \odot \mathbf{K}_{D_2 d_2} \odot \mathbf{K}_{X_1 \tilde{x}_{1i}} \odot \{\mathbf{K}_{X_2 \tilde{x}_2} (\mathbf{K}_{\tilde{D}_1 \tilde{D}_1} \odot \mathbf{K}_{\tilde{X}_1 \tilde{X}_1} + \tilde{n}\lambda_5 \mathbf{I})^{-1} (\mathbf{K}_{\tilde{D}_1 d_1} \odot \mathbf{K}_{\tilde{X}_1 \tilde{x}_{1i}})\}];$

where $(\lambda, \lambda_4, \lambda_5)$ are ridge regression penalty parameters. For incremental responses, we replace $\mathbf{K}_{D_2 D_2}$ with $\nabla_{d_2} \mathbf{K}_{D_2 D_2}$ where $(\nabla_{d_2} \mathbf{K}_{D_2 D_2})_i = \nabla_{d_2} k(D_{2i}, d_2)$.

We derive these algorithms in Appendix E. We give theoretical values for $(\lambda, \lambda_4, \lambda_5)$ that optimally balance bias and variance in Theorem 7 below. Appendix H gives practical tuning procedures with closed form solutions to empirically balance bias and variance, one of which is asymptotically optimal. Note that $\hat{\theta}^{DS}$ requires observations of treatments and covariates from the alternative population $\tilde{\mathbb{P}}$.

Next we turn to semiparametric estimation and inference. We quote the doubly robust moment function for dynamic treatment effects parametrized to avoid density estimation.

Lemma 2 (Doubly robust moment of dynamic treatment effects (Scharfstein et al., 1999)).

Suppose treatment D_t is binary, so that $d_1, d_2 \in \{0, 1\}$. If Assumption 8 holds then $\theta_0^{GF}(d_1, d_2) = \mathbb{E}[\psi^{GF}(d_1, d_2; \gamma_0, \omega_0, \pi_0, \rho_0; W)]$ where $W = (Y, D_1, D_2, X_1, X_2)$ and

$$\begin{aligned} \psi^{GF}(d_1, d_2; \gamma, \omega, \pi, \rho; W) &= \omega(d_1, d_2; X_1) + \frac{\mathbb{1}_{D_1=d_1} \mathbb{1}_{D_2=d_2}}{\pi(d_1; X_1)\rho(d_2; d_1, X_1, X_2)} \{Y - \gamma(d_1, d_2, X_1, X_2)\} \\ &+ \frac{\mathbb{1}_{D_1=d_1}}{\pi(d_1; X_1)} \{\gamma(d_1, d_2, X_1, X_2) - \omega(d_1, d_2; X_1)\}. \end{aligned}$$

The function γ_0 is a regression and $\omega_0(d_1, d_2; X_1) := \int \gamma_0(d_1, d_2, X_1, x_2) d\mathbb{P}(x_2|d_1, X_1)$ is its partial mean, while $\pi_0(d_1; X_1) := \mathbb{P}(d_1|X_1)$ and $\rho_0(d_2; d_1, X_1, X_2) := \mathbb{P}(d_2|d_1, X_1, X_2)$ are propensity scores that appear in intertemporal balancing weights.

This equation is doubly robust with respect to the nonparametric quantities $(\gamma_0, \omega_0, \pi_0, \rho_0)$ in the sense that it continues to hold if (γ_0, ω_0) or (π_0, ρ_0) are misspecified. As a consequence, our semiparametric results continue to hold if one of $(\gamma_0, \omega_0, \pi_0, \rho_0)$ is not actually an element of an RKHS. This parametrization, widely used in the targeted machine learning literature, suits our approach since the technique of sequential mean embeddings allows us to estimate ω_0 without explicitly estimating the conditional density $f(x_2|d_1, x_1)$.

The semiparametric procedure combines our new nonparametric estimator from Algorithm 3 with the doubly robust moment function from Lemma 2 and sample splitting. The meta algorithm of using the doubly robust moment and sample splitting (without specifying the nonparametric subroutines) is a variant of targeted (Zheng and van der Laan, 2011) and debiased (Chernozhukov et al., 2018) machine learning for dynamic treatment effects.

Algorithm 4 (Semiparametric inference of dynamic treatment effects). Partition the sample into folds $(I_\ell)_{\ell=1:L}$. Denote by I_ℓ^c observations not in fold I_ℓ .

1. For each fold ℓ , estimate $(\hat{\gamma}_\ell, \hat{\omega}_\ell, \hat{\pi}_\ell, \hat{\rho}_\ell)$ from observations in I_ℓ^c .
2. Estimate $\hat{\theta}^{GF}(d_1, d_2) = n^{-1} \sum_{\ell=1}^L \sum_{i \in I_\ell} \psi^{GF}(d_1, d_2; \hat{\gamma}_\ell, \hat{\omega}_\ell, \hat{\pi}_\ell, \hat{\rho}_\ell; W_i)$.
3. Estimate its $(1 - a) \cdot 100\%$ confidence interval as $\hat{\theta}^{GF}(d_1, d_2) \pm \varsigma_a \hat{\sigma}(d_1, d_2) n^{-1/2}$ where $\hat{\sigma}^2(d_1, d_2) = n^{-1} \sum_{\ell=1}^L \sum_{i \in I_\ell} \{\psi^{GF}(d_1, d_2; \hat{\gamma}_\ell, \hat{\omega}_\ell, \hat{\pi}_\ell, \hat{\rho}_\ell; W_i) - \hat{\theta}^{GF}(d_1, d_2)\}^2$ and ς_a is the $1 - a/2$ quantile of the standard Gaussian.

Unlike Bodory et al. (2020, Algorithm 1), our procedure does not require multiple levels of sample splitting. Our algorithmic innovation is to propose and analyze a new estimator $\hat{\omega}$ in Algorithm 3, based on the idea of sequential mean embedding, that does not require sample splitting of its own. Note that $\hat{\omega}$ is computed according to Algorithm 3 with regularization parameters (λ, λ_4) . $(\hat{\gamma}, \hat{\pi}, \hat{\rho})$ are standard kernel ridge regressions with regularization parameters $(\lambda, \lambda_6, \lambda_7)$. See Appendix E for explicit computations. We give theoretical values for regularization parameters that optimally balance bias and variance in Theorem 8 below. Appendix H gives practical tuning procedures with closed form solutions to empirically balance bias and variance, one of which is asymptotically optimal.

5.3 Guarantee

Towards a guarantee of uniform consistency, we place regularity conditions on the original spaces via Assumption 2. We also assume the regression γ_0 is smooth and quantify the effective dimension of \mathcal{H} via Assumption 4. For the conditional mean embeddings $\mu_{x_2}(d_1, x_1)$ and $\nu_{x_2}(d_1, x_1)$, we place further smoothness and effective dimension conditions via Assumption 5. With these assumptions, we arrive at our next main result.

Theorem 7 (Nonparametric consistency of dynamic response curves). Suppose Assumptions 8, 2, 3, and 4 hold. Set $(\lambda, \lambda_4, \lambda_5) = (n^{-\frac{1}{c+1/b}}, n^{-\frac{1}{c_4+1/b_4}}, \tilde{n}^{-\frac{1}{c_5+1/b_5}})$, which is rate optimal regularization..

1. If in addition Assumption 5 holds with $\mathcal{A}_4 = \mathcal{X}$ and $\mathcal{B}_4 = \mathcal{D} \times \mathcal{X}$, then $\|\hat{\theta}^{GF} - \theta_0^{GF}\|_\infty = O_p\left(n^{-\frac{1}{2} \frac{c-1}{c+1/b}} + n^{-\frac{1}{2} \frac{c_4-1}{c_4+1/b_4}}\right)$.
2. If in addition Assumptions 9 and 5 hold with $\mathcal{A}_5 = \mathcal{X}$ and $\mathcal{B}_5 = \mathcal{D} \times \mathcal{X}$, then $\|\hat{\theta}^{DS} - \theta_0^{DS}\|_\infty = O_p\left(n^{-\frac{1}{2} \frac{c-1}{c+1/b}} + \tilde{n}^{-\frac{1}{2} \frac{c_5-1}{c_5+1/b_5}}\right)$.

Likewise for incremental responses, e.g. $\|\hat{\theta}^{GF,\nabla} - \theta_0^{GF,\nabla}\|_\infty = O_p\left(n^{-\frac{1}{2}\frac{c-1}{c+1/b}} + n^{-\frac{1}{2}\frac{c_4-1}{c_4+1/b_4}}\right)$.

See Appendix F for the proof, exact finite sample rates, and explicit specializations of Assumption 5. As before, these rates are at best $n^{-\frac{1}{4}}$ when $(c, c_4, c_5) = 2$ and $(b, b_4, b_5) \rightarrow \infty$. See (3) for the Sobolev special case.

In the semiparametric case where (D_1, D_2) are binary, $\theta_0^{GF}(d_1, d_2)$ is a matrix in $\mathbb{R}^{2 \times 2}$. Theorem 7 simplifies to a guarantee on the maximum element of the matrix of differences $|\hat{\theta}^{GF}(d_1, d_2) - \theta_0^{GF}(d_1, d_2)|$. For the semiparametric case, we are able to improve the rate from $n^{-\frac{1}{4}}$ to $n^{-\frac{1}{2}}$ by using Algorithm 4 and imposing additional assumptions. In particular, we place additional assumptions on the propensity scores.

Assumption 10 (Bounded propensities and density ratio). Assume that, almost surely

1. Propensity scores $\pi_0(d_1; X_1)$ and $\rho_0(d_2; D_1, X_1, X_2)$, and their estimators $\hat{\pi}(d_1; X_1)$ and $\hat{\rho}(d_2; D_1, X_1, X_2)$, are bounded away from zero and one;
2. The density ratio $f(x_2|d_1, X_1)/f(x_2|d'_1, X_1)$ is bounded for any values $d_1, d_2 \in \mathcal{D}$.

The first part of Assumption 10 is a mild strengthening of the overlap condition in Assumption 8. The second part can be imposed by trimming the estimators $(\hat{\pi}, \hat{\rho})$, which only improves prediction quality since (π_0, ρ_0) are bounded. The third part is a weak regularity condition that simplifies the proof technique. Assumption 10 is not specific to the RKHS setting. We now place smoothness and spectral decay assumptions that are specific to the RKHS setting. Specifically, we assume propensity scores are smooth and belong to RKHSs with quantifiable effective dimension in the sense of (2).

Assumption 11 (Smoothness and effective dimension of propensities). Assume

1. $\pi_0 \in \mathcal{H}_{\mathcal{X}}^{c_6}$ where $c_6 \in (1, 2]$, and $\eta_j(\mathcal{H}_{\mathcal{X}}) \leq Cj^{-b_6}$ where $b_6 \geq 1$.
2. $\rho_0 \in (\mathcal{H}_{\mathcal{D}} \otimes \mathcal{H}_{\mathcal{X}} \otimes \mathcal{H}_{\mathcal{X}})^{c_7}$ where $c_7 \in (1, 2]$, and $\eta_j(\mathcal{H}_{\mathcal{D}} \otimes \mathcal{H}_{\mathcal{X}} \otimes \mathcal{H}_{\mathcal{X}}) \leq Cj^{-b_7}$ where $b_7 \geq 1$.

Finally, we prove our main result for semiparametric dynamic treatment effects.

Theorem 8 (Semiparametric consistency, Gaussian approximation, and efficiency of dynamic treatment effects). Suppose the conditions of Theorem 7 hold, as well as Assumptions 10 and 11. Set $(\lambda, \lambda_4, \lambda_6, \lambda_7) = (n^{-\frac{1}{c+1/b}}, n^{-\frac{1}{c_4+1/b_4}}, n^{-\frac{1}{c_6+1/b_6}}, n^{-\frac{1}{c_7+1/b_7}})$, which is rate optimal regularization. Then for any $c, c_4, c_6 \in (1, 2]$ and $b, b_4, b_6 \geq 1$ satisfying

$$\min \left(\frac{c-1}{c+1/b}, \frac{c_4-1}{c_4+1/b_4} \right) + \frac{c_6}{c_6+1/b_6} > 1,$$

we have that $\hat{\theta}^{GF}(d_1, d_2) \xrightarrow{P} \theta_0^{GF}(d_1, d_2)$, $n^{1/2}\sigma(d_1, d_2)^{-1}\{\hat{\theta}^{GF}(d_1, d_2) - \theta_0^{GF}(d_1, d_2)\} \xrightarrow{d} \mathcal{N}(0, 1)$, and

$$\mathbb{P} \left[\theta_0^{GF}(d_1, d_2) \in \left\{ \hat{\theta}^{GF}(d_1, d_2) \pm \varsigma_a \hat{\sigma}(d_1, d_2) n^{-1/2} \right\} \right] \rightarrow 1 - a.$$

Moreover, the estimator is semiparametrically efficient.

See Appendix G for the proof and a stronger finite sample guarantee. In the favorable case that $(c, c_4, c_6) = 2$ i.e. $(\gamma_0, \mu_{x_2}, \pi_0)$ are very smooth, the conditions simplify: either $(b, b_4) > 1$ or $b_6 > 1$. We require *either* the kernels of (γ_0, μ_{x_2}) *or* the kernel of π_0 to have low effective dimension. We uncover double spectral robustness that is again similar in spirit to double sparsity robustness of lasso estimators for one-stage treatment effects. More generally, there is a trade-off among the smoothness and effective dimension assumptions across nonparametric objects. The spectral decay quantified by (b, b_4, b_6) must be sufficiently fast relative to the smoothness of the various nonparametric objects (c, c_4, c_6) . See (3) for the Sobolev special case.

6 Simulations and application

6.1 Simulations

We evaluate the empirical performance of our estimators on various nonparametric and semiparametric designs with varying sample sizes over short horizons. For each nonparametric design and sample size, we implement 100 simulations and calculate mean square error (MSE) with respect to the true counterfactual function. Figure 1 visualizes results. Note that a lower MSE is desirable. For each semiparametric design and sample size, we implement 100 simulations and calculate coverage with respect to the true counterfactual

values. Note that 95% coverage is desirable. See Appendix I for the data generating processes, implementation details, and coverage tables.

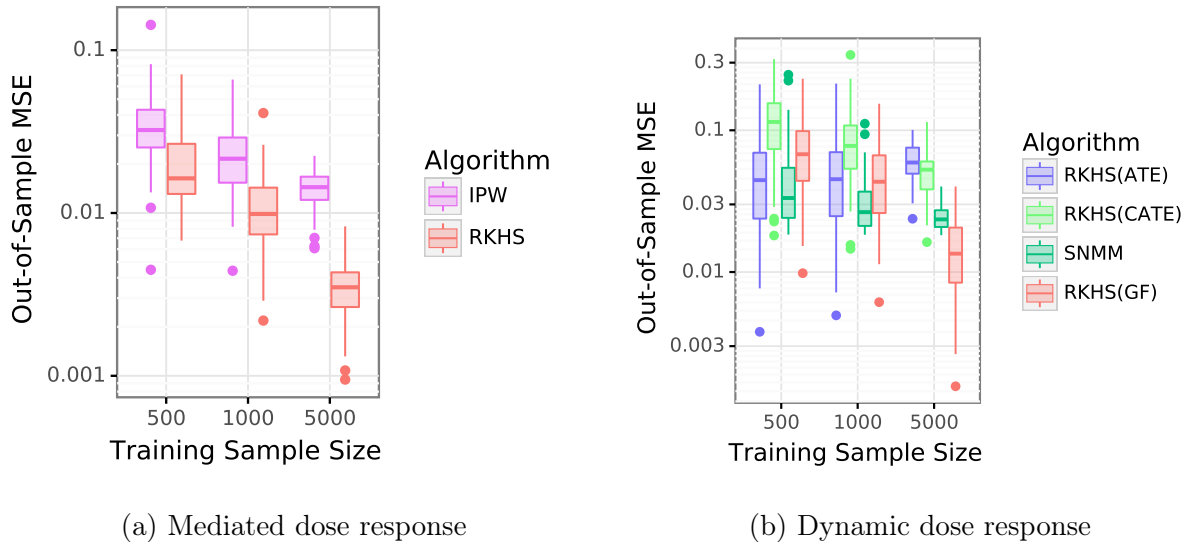


Figure 1: Nonparametric mean square error simulations

The *mediated dose response* design (Huber et al., 2020) involves learning the nonlinear counterfactual function $\theta_0^{ME}(d, d') = 0.3d' + 0.09d + 0.15dd' + 0.25 \cdot (d')^3$. A single observation consists of the tuple (Y, D, M, X) for outcome, treatment, mediator, and covariates where $Y, D, M, X \in \mathbb{R}$. In addition to our estimator (RKHS), we implement the estimator of Huber et al. (2020) (IPW), which involves Nadaraya-Watson density estimation en route to a generalized inverse propensity estimate. By the Wilcoxon rank sum test, RKHS significantly outperforms IPW at all sample sizes with p-values < 0.001 .

Next, we propose a *dynamic dose response* design, extending the design of Colangelo and Lee (2020) to the multistage setting. The nonlinear counterfactual function is $\theta_0^{GF}(d_1, d_2) = 0.6d_1 + 0.5d_1^2 + 1.2d_2 + d_2^2$. A single observation consists of the tuple $(Y, \mathbf{D}_{1:2}, \mathbf{X}_{1:2})$ for outcome, treatments, and covariates where $Y, D_t \in \mathbb{R}$ and $X_t \in \mathbb{R}^{100}$. In addition to this high dimensional setting, we consider low and moderate dimensional settings in Appendix I. As far as we know, our algorithm is the only existing approach for dynamic dose response curves that allows nonlinearity, dependence over time, and effect modification.

To illustrate why dynamic confounding and effect modification matter, we implement not only $\hat{\theta}^{GF}(d_1, d_2)$ {RKHS(GF)} but also estimators that ignore dynamic confounding and effect modification to various degrees. Using the one-stage dose response estimator

of Singh et al. (2020) $\{\text{RKHS}(\text{ATE})\}$, we take treatment to be D_2 and misclassify D_1 as a covariate. Using the heterogeneous dose response estimator of Singh et al. (2020) $\{\text{RKHS}(\text{CATE})\}$, we take treatment to be D_2 and misclassify D_1 as the low dimensional subcovariate with meaningful heterogeneity. We also implement the estimator of Lewis and Syrgkanis (2020) (SNMM), which is a machine learning approach with linearity, Markov, and no-effect-modification assumptions that do not hold. By the Wilcoxon rank sum test, RKHS(GF) significantly outperforms alternatives at sample size 5000 with p-value < 0.001 . The ability of RKHS(GF) to capture dynamic confounding and effect modification in the multistage setting confers benefits when the sample size is sufficiently large.

Finally, we implement semiparametric simplifications of both designs. The goal of the semiparametric mediated effect design is to learn $\theta_0^{ME}(d, d') = 0.09d + 0.55d' + 0.15dd'$. A single observation consists of the tuple (Y, D, M, X) where now $D \in \{0, 1\}$. The goal of the semiparametric dynamic treatment effect design is to learn $\theta_0^{GF}(d_1, d_2) = 1.1d_1 + 2.2d_2 + 0.5d_1d_2$. A single observation consists of the tuple $(Y, \mathbf{D}_{1:2}, \mathbf{X}_{1:2})$ where now $D_t \in \{0, 1\}$. We implement our semiparametric estimators with 95% confidence intervals. Over 100 simulations, we calculate 100 estimates with confidence intervals. We report (i) the average estimate (ii), the standard error of estimates, and (iii) the percentage of confidence intervals containing the true value, i.e. the coverage. Across designs and sample sizes, our confidence intervals achieve nominal coverage. As desired, the confidence intervals shrink as sample size increases. To conserve space, we report the coverage tables in Appendix I.

6.2 Application: US Job Corps

We estimate the mediated and dynamic dose responses of the Job Corps, the largest job training program for disadvantaged youth in the US. Financed by the US Department of Labor, the Job Corps serves about 50,000 participants annually. Participation is free for individuals who meet low income requirements. Access to the program was randomized from November 1994 to February 1996; see Schochet et al. (2008) for details. Though access to the program was randomized, individuals could decide whether to participate and for how many hours over multiple years. We assume that, conditional on observed covariates, those decisions were as good as random in the sense of Assumptions 1 and 8.

We initially consider arrests to be the outcome of interest. We consider employment to be a possible mechanism through which class hours affect arrests (Flores et al., 2012; Huber et al., 2020). The covariates $X \in \mathbb{R}^{40}$ are measured at baseline; the treatment $D \in \mathbb{R}$ is total hours spent in academic or vocational classes in the first year after randomization; the mediator $M \in \mathbb{R}$ is the proportion of weeks employed in the second year after randomization; and the outcome $Y \in \mathbb{R}$ is the number of times an individual is arrested by police in the fourth year after randomization. We use the same covariates $X \in \mathbb{R}^{40}$ and sample as Colangelo and Lee (2020), with $n = 2,913$. Covariates include age, gender, ethnicity, language competency, education, marital status, household size, household income, previous receipt of social aid, family background, health, and health related behavior. $\theta_0^{TE}(d, d')$ is the total effect of class-hours d' relative to class-hours d on arrests; $\theta_0^{DE}(d, d')$ is the direct effect of class-hours d' relative to class-hours d on arrests; and $\theta_0^{IE}(d, d')$ is the indirect effect of class-hours d' relative to class-hours d on arrests, as mediated by the mechanism of employment. Figure 2 visualizes the direct and indirect dose response curves.

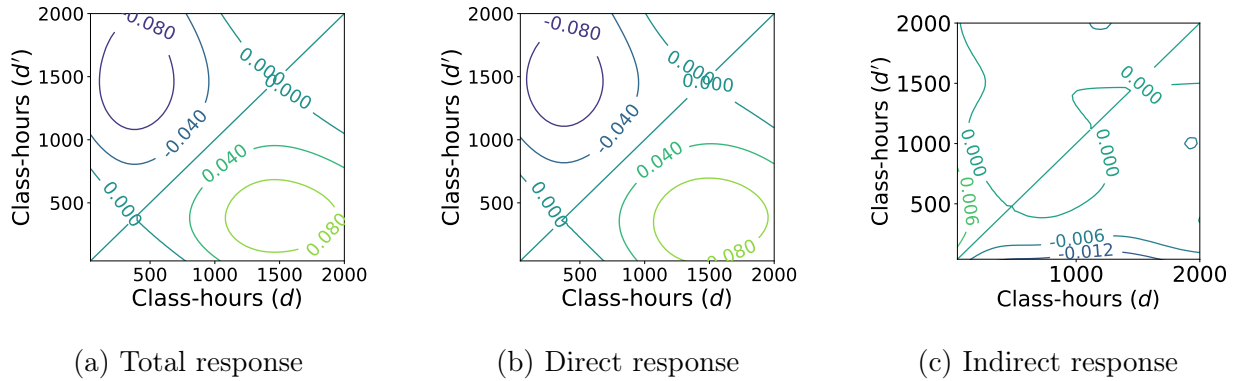


Figure 2: Total, direct, and indirect dose responses of job training on arrests

The total effect of training on arrests is negative. At best, the total effect of receiving 1,600 class-hours (40 weeks) versus 480 class-hours (12 weeks) is a reduction of 0.1 arrests. The direct effect of class-hours on arrests is negative, with the same magnitude as the total effect. The indirect effect of class-hours on arrests, as mediated through employment, is essentially zero. Our results extend the findings of Huber et al. (2020), allowing both (d, d') to vary. We conclude that the effect of class-hours on arrests is purely direct; class-hours decrease arrests, but *not* via the mechanism of increasing employment. From a policy perspective, there are benefits of the training program that are not explained by

employment alone. These benefits, however, require many class-hours. In Appendix J, we provide implementation details and verify that our results are robust to the sample choice.

Next, we evaluate the dynamic dose response of job training on employment. $X_1 \in \mathbb{R}^{65}$ are covariates at baseline; $D_1 \in \mathbb{R}$ is total class-hours in the first year; $X_2 \in \mathbb{R}^{30}$ are covariates observed at the end of the first year; $D_2 \in \mathbb{R}$ is total class-hours in the second year; and $Y \in \mathbb{R}$ is proportion of weeks employed in the fourth year.³ We use similar covariates and sample as Colangelo and Lee (2020), with $n = 3,141$. $\theta_0^{GF}(d_1, d_2)$ is the counterfactual mean employment given d_1 class-hours in year one and d_2 class-hours in year two. $\theta_0^{GF, \nabla}(d_1, d_2)$ is the increment of counterfactual mean employment given d_1 class-hours in year one and incrementally more than d_2 class-hours in year two. Figure 3 visualizes the multistage dose response curve and its derivative with respect to the second dose.

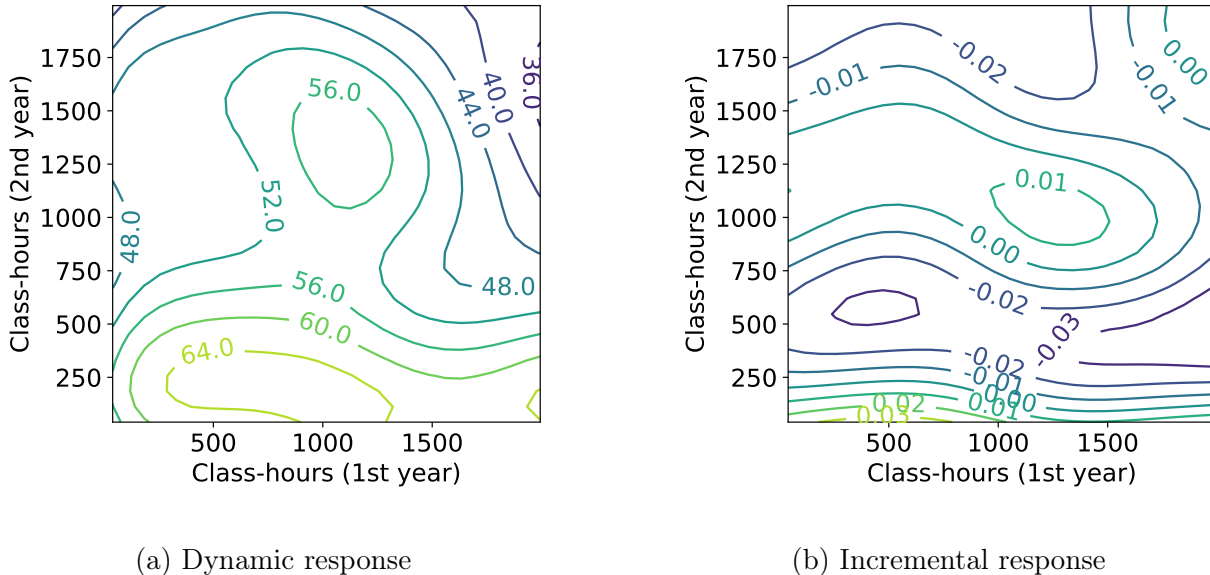


Figure 3: Dynamic and incremental responses of job training on employment

The effect of training on employment is positive when the duration of training is relatively brief. At best, the effect of receiving job training is 64% employment, compared to receiving no class-hours at all which gives 56% employment. The maximum effect is achieved by 480-1280 class-hours (12-32 weeks) in year one and 0-480 (0-12 weeks) in year two. There

³ $X_1 \in \mathbb{R}^{65}$ yet $X_2 \in \mathbb{R}^{30}$ for two reasons. First, the follow up interview was less extensive than the baseline interview. Second, when a variable never varies over time, e.g. race, we include it in X_1 but not X_2 so as not to clash with the characteristic property in our RKHS approach.

Table 1: Semiparametric dynamic effect of job training on employment

year 2 / year 1	≤ 1000 class-hours	> 1000 class-hours
> 1000 class-hours	41.5 (0.75)	44.5 (0.70)
≤ 1000 class-hours	53.9 (1.00)	56.6 (0.95)

is another local maximum of counterfactual employment achieved by 1200 class-hours (30 weeks) in both years. Class-hours in year one and year two are complementary at low levels, as visualized by the incremental response. The large plateau in counterfactual employment suggests that a successful yet cost-effective policy would be 480 class-hours (12 weeks) in the first year and an optional, brief follow-up in the second year, confirming the policy recommendation from one-stage analysis (Singh et al., 2020). In Appendix J, we provide implementation details and verify that our results are robust to the sample choice.

Finally, we implement the semiparametric dynamic treatment effect estimator with confidence intervals. Though class-hours (D_1, D_2) are observed as continuous variables, we discretize them into the bins of ≤ 1000 class-hours and > 1000 class-hours to transform the nonparametric problem into a semiparametric one. We choose a coarse grid because the simulations show that our procedure requires a sufficiently large sample size for good performance. Table 1 summarizes results, arrayed to mirror the quadrants of Figure 3. The semiparametric results corroborate our nonparametric results: most of the gain in counterfactual employment is achieved with few class-hours in both years. We also confirm our finding that many class-hours in the second year are unproductive and possibly even counterproductive for employment. These differences are statistically significant.

In summary, we find that many class-hours in the first year have the direct effect of modestly decreasing arrests in the fourth year; 1,600 class-hours (40 weeks) cause a reduction of 0.1 arrests. Meanwhile, few class-hours in the first and second years significantly increase employment in the fourth year; 480 class-hours (12 weeks) in both years causes an 8% increase in employment. We conclude that the US Job Corps provides two distinct benefits—reducing arrests and increasing employment—under different durations of class-hours. We provide clean data for further research. Whereas data for mediation analysis were available from Huber et al. (2020), we clean the data ourselves for the dynamic response application

from raw files provided by Schochet et al. (2008, Section III.A). This data set may serve as a benchmark for flexible approaches to dynamic response curve estimation.

7 Conclusion

We propose a family of estimators for nonparametric estimation of mediated and dynamic response curves as well as semiparametric estimation of mediated and dynamic treatment effects over short horizons. Our estimators are easily implemented and yet respect the nonlinearity, dependence, and effect modification allowed by identification theory. As a contribution to the multistage treatment effect literature, we propose simple estimators with closed form solutions for complex causal estimands. As a contribution to the kernel methods literature, we propose a sequential mean embedding that facilitates multistage causal inference over short horizons. We pose, as a question for future research, how to apply the sequential mean embedding in approximate dynamic programming for optimal dynamic policy estimation.

References

- Altun, Y. and Smola, A. (2006). Unifying divergence minimization and statistical inference via convex duality. In *Conference on Computational Learning Theory*, pages 139–153. Springer.
- Bang, H. and Robins, J. M. (2005). Doubly robust estimation in missing data and causal inference models. *Biometrics*, 61(4):962–973.
- Bodory, H., Huber, M., and Laff ers, L. (2020). Evaluating (weighted) dynamic treatment effects by double machine learning. *arXiv:2012.00370*.
- Caponnetto, A. and De Vito, E. (2007). Optimal rates for the regularized least-squares algorithm. *Foundations of Computational Mathematics*, 7(3):331–368.
- Chernozhukov, V., Chetverikov, D., Demirer, M., Du lo, E., Hansen, C., Newey, W. K., and Robins, J. M. (2018). Double/debiased machine learning for treatment and structural parameters. *The Econometrics Journal*, 21(1).

- Chernozhukov, V., Fernández-Val, I., and Melly, B. (2013). Inference on counterfactual distributions. *Econometrica*, 81(6):2205–2268.
- Colangelo, K. and Lee, Y.-Y. (2020). Double debiased machine learning nonparametric inference with continuous treatments. *arXiv:2004.03036*.
- Craven, P. and Wahba, G. (1978). Smoothing noisy data with spline functions: Estimating the correct degree of smoothing by the method of generalized cross-validation. *Numerische Mathematik*, 31(4):377–403.
- Farbmacher, H., Huber, M., Langen, H., and Spindler, M. (2020). Causal mediation analysis with double machine learning. *arXiv:2002.12710*.
- Firpo, S. (2007). Efficient semiparametric estimation of quantile treatment effects. *Econometrica*, 75(1):259–276.
- Fischer, S. and Steinwart, I. (2020). Sobolev norm learning rates for regularized least-squares algorithms. *Journal of Machine Learning Research*, 21:1–38.
- Flores, C. A., Flores-Lagunes, A., Gonzalez, A., and Neumann, T. C. (2012). Estimating the effects of length of exposure to instruction in a training program: The case of Job Corps. *Review of Economics and Statistics*, 94(1):153–171.
- Foster, D. J. and Syrgkanis, V. (2019). Orthogonal statistical learning. *arXiv:1901.09036*.
- Ghassami, A., Sani, N., Xu, Y., and Shpitser, I. (2021). Multiply robust causal mediation analysis with continuous treatments. *arXiv:2105.09254*.
- Gill, R. D. and Robins, J. M. (2001). Causal inference for complex longitudinal data: The continuous case. *Annals of Statistics*, pages 1785–1811.
- Grünewälder, S., Gretton, A., and Shawe-Taylor, J. (2013). Smooth operators. In *International Conference on Machine Learning*, pages 1184–1192.
- Hirshberg, D. A., Maleki, A., and Zubizarreta, J. R. (2019). Minimax linear estimation of the retargeted mean. *arXiv:1901.10296*.

- Huber, M., Hsu, Y.-C., Lee, Y.-Y., and Lettry, L. (2020). Direct and indirect effects of continuous treatments based on generalized propensity score weighting. *Journal of Applied Econometrics*.
- Imai, K., Keele, L., and Yamamoto, T. (2010). Identification, inference and sensitivity analysis for causal mediation effects. *Statistical Science*, pages 51–71.
- Kallus, N. (2020). Generalized optimal matching methods for causal inference. *Journal of Machine Learning Research*, 21:1–54.
- Kanagawa, M. and Fukumizu, K. (2014). Recovering distributions from Gaussian RKHS embeddings. In *Artificial Intelligence and Statistics*, pages 457–465. PMLR.
- Kennedy, E. H., Ma, Z., McHugh, M. D., and Small, D. S. (2017). Nonparametric methods for doubly robust estimation of continuous treatment effects. *Journal of the Royal Statistical Society: Series B (Statistical Methodology)*, 79(4):1229.
- Kimeldorf, G. and Wahba, G. (1971). Some results on Tchebycheffian spline functions. *Journal of Mathematical Analysis and Applications*, 33(1):82–95.
- Klaassen, C. A. (1987). Consistent estimation of the influence function of locally asymptotically linear estimators. *The Annals of Statistics*, pages 1548–1562.
- Lewis, G. and Syrgkanis, V. (2020). Double/debiased machine learning for dynamic treatment effects. *arXiv:2002.07285*.
- Li, K.-C. (1986). Asymptotic optimality of CL and generalized cross-validation in ridge regression with application to spline smoothing. *The Annals of Statistics*, pages 1101–1112.
- Luedtke, A. R., Sofrygin, O., van der Laan, M. J., and Carone, M. (2017). Sequential double robustness in right-censored longitudinal models. *arXiv:1705.02459*.
- Molina, J., Rotnitzky, A., Sued, M., and Robins, J. (2017). Multiple robustness in factorized likelihood models. *Biometrika*, 104(3):561–581.
- Muandet, K., Kanagawa, M., Saengkyongam, S., and Marukatat, S. (2021). Counterfactual mean embeddings. *Journal of Machine Learning Research*, 22(162):1–71.

- Newey, W. K. (1994). Kernel estimation of partial means and a general variance estimator. *Econometric Theory*, pages 233–253.
- Nie, X. and Wager, S. (2021). Quasi-oracle estimation of heterogeneous treatment effects. *Biometrika*, 108(2):299–319.
- Rasmussen, C. E. and Williams, C. K. (2006). *Gaussian Processes for Machine Learning*, volume 2. MIT Press.
- Robins, J. M. (1986). A new approach to causal inference in mortality studies with a sustained exposure period—application to control of the healthy worker survivor effect. *Mathematical Modelling*, 7(9-12):1393–1512.
- Robins, J. M. (1992). Estimation of the time-dependent accelerated failure time model in the presence of confounding factors. *Biometrika*, 79(2):321–334.
- Robins, J. M. and Greenland, S. (1992). Identifiability and exchangeability for direct and indirect effects. *Epidemiology*, pages 143–155.
- Robins, J. M. and Rotnitzky, A. (1995). Semiparametric efficiency in multivariate regression models with missing data. *Journal of the American Statistical Association*, 90(429):122–129.
- Rotnitzky, A., Robins, J. M., and Babino, L. (2017). On the multiply robust estimation of the mean of the g-functional. *arXiv preprint arXiv:1705.08582*.
- Scharfstein, D. O., Rotnitzky, A., and Robins, J. M. (1999). Adjusting for nonignorable drop-out using semiparametric nonresponse models. *Journal of the American Statistical Association*, 94(448):1096–1120.
- Schochet, P. Z., Burghardt, J., and McConnell, S. (2008). Does Job Corps work? Impact findings from the national Job Corps study. *American Economic Review*, 98(5):1864–86.
- Simon-Gabriel, C.-J., Barp, A., and Mackey, L. (2020). Metrizing weak convergence with maximum mean discrepancies. *arXiv:2006.09268*.
- Singh, R. (2021a). Debiased kernel methods. *arXiv:2102.11076*.

- Singh, R. (2021b). A finite sample theorem for longitudinal causal inference with machine learning: Long term, dynamic, and mediated effects. *arXiv:2112.14249*.
- Singh, R., Sahani, M., and Gretton, A. (2019). Kernel instrumental variable regression. In *Advances in Neural Information Processing Systems*, pages 4595–4607.
- Singh, R., Xu, L., and Gretton, A. (2020). Kernel methods for causal functions: Dose response curves and heterogeneous treatment effects. *arXiv:2010.04855*.
- Smola, A., Gretton, A., Song, L., and Schölkopf, B. (2007). A Hilbert space embedding for distributions. In *International Conference on Algorithmic Learning Theory*, pages 13–31.
- Sriperumbudur, B., Fukumizu, K., and Lanckriet, G. (2010). On the relation between universality, characteristic kernels and RKHS embedding of measures. In *International Conference on Artificial Intelligence and Statistics*, pages 773–780.
- Steinwart, I. and Christmann, A. (2008). *Support Vector Machines*. Springer Science & Business Media.
- Steinwart, I. and Scovel, C. (2012). Mercer’s theorem on general domains: On the interaction between measures, kernels, and RKHSs. *Constructive Approximation*, 35(3):363–417.
- Tchetgen Tchetgen, E. J. and Shpitser, I. (2012). Semiparametric theory for causal mediation analysis: Efficiency bounds, multiple robustness, and sensitivity analysis. *Annals of Statistics*, 40(3):1816.
- Tolstikhin, I., Sriperumbudur, B. K., and Muandet, K. (2017). Minimax estimation of kernel mean embeddings. *The Journal of Machine Learning Research*, 18(1):3002–3048.
- van der Laan, M. J. and Gruber, S. (2012). Targeted minimum loss based estimation of causal effects of multiple time point interventions. *The International Journal of Biostatistics*, 8(1).
- van der Laan, M. J. and Rubin, D. (2006). Targeted maximum likelihood learning. *The International Journal of Biostatistics*, 2(1).
- Vansteelandt, S. and Joffe, M. (2014). Structural nested models and g-estimation: the partially realized promise. *Statistical Science*, 29(4):707–731.

Welling, M. (2009). Herding dynamical weights to learn. In *International Conference on Machine Learning*, pages 1121–1128.

Zheng, W. and van der Laan, M. J. (2011). Cross-validated targeted minimum-loss-based estimation. In *Targeted Learning*, pages 459–474. Springer Science & Business Media.

Supplementary material

Appendix: Proofs and further discussion. (.pdf file)

Python code: Code to implement the novel algorithm described in the article. The job training data are publicly available. (.zip file)

A Glossary of estimators and results

Table 2: New estimators and guarantees for mediation analysis

Causal parameter	Symbol	Guarantee	Best rate	Section
Total dose response	TE	uniform consistency	$n^{-\frac{1}{4}}$	4
Direct dose response	DE	uniform consistency	$n^{-\frac{1}{4}}$	4
Indirect dose response	IE	uniform consistency	$n^{-\frac{1}{4}}$	4
Total incremental response	TE, ∇	uniform consistency	$n^{-\frac{1}{4}}$	4
Direct incremental response	DE, ∇	uniform consistency	$n^{-\frac{1}{4}}$	4
Indirect incremental response	IE, ∇	uniform consistency	$n^{-\frac{1}{4}}$	4
Total effect	TE	Gaussian approx.	$n^{-\frac{1}{2}}$	4
Direct effect	DE	Gaussian approx.	$n^{-\frac{1}{2}}$	4
Indirect effect	IE	Gaussian approx.	$n^{-\frac{1}{2}}$	4
Total counterfactual dist.	DTE	convergence in dist.	$n^{-\frac{1}{4}}$	B
Direct counterfactual dist.	DDE	convergence in dist.	$n^{-\frac{1}{4}}$	B
Indirect counterfactual dist.	DIE	convergence in dist.	$n^{-\frac{1}{4}}$	B

Table 3: New estimators and guarantees for dynamic treatment effects over short horizons

Causal parameter	Symbol	Guarantee	Best rate	Section
Dynamic dose response	GF	uniform consistency	$n^{-\frac{1}{4}}$	5
Dynamic dose response with dist. shift	DS	uniform consistency	$n^{-\frac{1}{4}}$	5
Dynamic incremental response	GF, ∇	uniform consistency	$n^{-\frac{1}{4}}$	5
Dynamic incremental response with dist. shift	DS, ∇	uniform consistency	$n^{-\frac{1}{4}}$	5
Dynamic effect	GF	Gaussian approx.	$n^{-\frac{1}{2}}$	5
Dynamic effect with dist. shift	DS	Gaussian approx.	$n^{-\frac{1}{2}}$	5
Dynamic counterfactual dist.	DGF	convergence in dist.	$n^{-\frac{1}{4}}$	B
Dynamic counterfactual dist. with dist. shift	DDS	convergence in dist.	$n^{-\frac{1}{4}}$	B

B Counterfactual distributions

B.1 Definition and identification

In the main text, we study target parameters defined as *means* or *increments* of potential outcomes. In fact, our framework for nonparametric estimation extends to target parameters defined as *distributions* of potential outcomes. In this section, we extend the algorithms and analyses presented in the main text to counterfactual distributions. A counterfactual distribution can be encoded by a kernel mean embedding using a new feature map $\phi(y)$ for a new scalar valued RKHS \mathcal{H}_y . We now allow \mathcal{Y} to be a Polish space (Assumption 3).

Definition 3 (Counterfactual distributions and embeddings). For mediation analysis, we define

1. $\theta_0^{DME}(d, d') := \mathbb{P}[Y^{\{d', M^{(d)}\}}]$ is the counterfactual distribution of outcomes in the thought experiment that treatment is set at a new value $D = d'$ but the mediator M follows the distribution it would have followed if treatment were set at its old value $D = d$.

For dynamic treatment effects, we define

1. $\theta_0^{DGF}(\mathbf{d}_{1:T}) := \mathbb{P}\{Y^{(\mathbf{d}_{1:T})}\}$ is the counterfactual distribution of outcomes given interventions $\mathbf{D}_{1:T} = \mathbf{d}_{1:T}$ for the entire population;
2. $\theta_0^{DDS}(\mathbf{d}_{1:T}; \tilde{\mathbb{P}}) := \tilde{\mathbb{P}}\{Y^{(\mathbf{d}_{1:T})}\}$ is the counterfactual distribution of outcomes given interventions $\mathbf{D}_{1:T} = \mathbf{d}_{1:T}$ for an alternative population with data distribution $\tilde{\mathbb{P}}$ (elaborated in Assumption 9).

Likewise we define embeddings of the counterfactual distributions, e.g. $\check{\theta}_0^{DME}(d, d') := \mathbb{E}(\phi[Y^{\{d', M^{(d)}\}}])$.

The general strategy will be to estimate the embedding of a counterfactual distribution. At that point, the analyst may use the embedding to (i) estimate moments of the counterfactual distribution (Kanagawa and Fukumizu, 2014) or (ii) sample from the counterfactual distribution (Welling, 2009). Since we already analyze means in the main text, we focus on (ii) in this appendix. The same identification results apply to counterfactual distributions.

Theorem 9 (Identification of counterfactual distributions and embeddings). If Assumption 1 holds then

1. $\{\theta_0^{DME}(d, d')\}(y) = \int \mathbb{P}(y|d', m, x) d\mathbb{P}(m|d, x) d\mathbb{P}(x)$.

If Assumption 8 holds then

1. $\{\theta_0^{DGF}(\mathbf{d}_{1:T})\}(y) = \int \mathbb{P}(y|\mathbf{d}_{1:T}, \mathbf{x}_{1:T}) d\mathbb{P}(x_1) \prod_{t=2}^T d\mathbb{P}\{x_t|\mathbf{d}_{1:(t-1)}, \mathbf{x}_{1:(t-1)}\}$.
2. If in addition Assumption 9 holds then $\{\theta_0^{DDS}(\mathbf{d}_{1:T}; \tilde{\mathbb{P}})\}(y) = \int \mathbb{P}(y|\mathbf{d}_{1:T}, \mathbf{x}_{1:T}) d\tilde{\mathbb{P}}(x_1) \prod_{t=2}^T d\tilde{\mathbb{P}}\{x_t|\mathbf{d}_{1:(t-1)}, \mathbf{x}_{1:(t-1)}\}$.

Likewise for embedding of counterfactual distributions. For example, if in addition Assumption 2 holds then $\check{\theta}_0^{DME}(d, d') = \int \mathbb{E}\{\phi(Y)|D = d', M = m, X = x\} d\mathbb{P}(m|d, x) d\mathbb{P}(x)$.

The identification results for embedding of counterfactual distributions resemble those presented in the main text. Define the generalized regressions $\gamma_0(d, m, x) := \mathbb{E}\{\phi(Y)|D = d, M = m, X = x\}$ and $\gamma_0(\mathbf{d}_{1:T}, \mathbf{x}_{1:T}) := \mathbb{E}\{\phi(Y)|\mathbf{D}_{1:T} = \mathbf{d}_{1:T}, \mathbf{X}_{1:T} = \mathbf{x}_{1:T}\}$. Then we can express these results in the familiar form, e.g. $\check{\theta}_0^{DME}(d, d') = \int \gamma_0(d', m, x) d\mathbb{P}(m|d, x) d\mathbb{P}(x)$.

B.2 Algorithm

To estimate counterfactual distributions, we extend the RKHS constructions in Section 4 and 5. Define an additional scalar valued RKHS for outcome Y . Because the regression γ_0 is now a conditional mean embedding, we present a construction involving a conditional expectation operator. For mediation analysis, define the conditional expectation operator $E_8 : \mathcal{H}_Y \rightarrow \mathcal{H}_D \otimes \mathcal{H}_M \otimes \mathcal{H}_X$, $f(\cdot) \mapsto \mathbb{E}\{f(Y)|D = \cdot, M = \cdot, X = \cdot\}$. Importantly, by construction, $\gamma_0(d, m, x) = E_8^*\{\phi(d) \otimes \phi(m) \otimes \phi(x)\}$. Likewise, for dynamic treatment effects, define the conditional expectation operator $E_9 : \mathcal{H}_Y \rightarrow \mathcal{H}_D \otimes \mathcal{H}_D \otimes \mathcal{H}_X \otimes \mathcal{H}_X$, $f(\cdot) \mapsto \mathbb{E}\{f(Y)|D_1 = \cdot, D_2 = \cdot, X_1 = \cdot, X_2 = \cdot\}$. We place regularity conditions on this RKHS construction in order to prove a generalized decoupling result.

Theorem 10 (Decoupling of counterfactual distribution embeddings). Suppose the conditions of Theorem 1 hold. Further suppose Assumption 2 holds and $E_8 \in \mathcal{L}_2(\mathcal{H}_Y, \mathcal{H}_D \otimes \mathcal{H}_M \otimes \mathcal{H}_X)$. Then

$$1. \check{\theta}_0^{DME}(d, d') = E_8^*[\phi(d') \otimes \mu_{m,x}(d)].$$

Suppose the conditions of Theorem 5 hold. Further suppose Assumption 2 holds and $E_9 \in \mathcal{L}_2(\mathcal{H}_Y, \mathcal{H}_D \otimes \mathcal{H}_D \otimes \mathcal{H}_X \otimes \mathcal{H}_X)$. Then

$$\begin{aligned} 1. \check{\theta}_0^{DGF}(d_1, d_2) &= E_9^*[\phi(d_1) \otimes \phi(d_2) \otimes \mu_{x_1, x_2}(d_1)]; \\ 2. \check{\theta}_0^{DDS}(d_1, d_2; \tilde{\mathbb{P}}) &= E_9^*[\phi(d_1) \otimes \phi(d_2) \otimes \nu_{x_1, x_2}(d_1)]. \end{aligned}$$

See Appendix E for the proof. The mean embeddings are the same as in the main text. They encode the reweighting distributions as elements in the RKHS such that the counterfactual distribution embeddings can be expressed as evaluations of (E_8^*, E_9^*) . As in the main text, these decoupled representations help to define estimators with closed form solutions that can be easily computed. For example, for $\check{\theta}_0^{DME}(d, d')$, our estimator will be

$$\hat{\theta}^{DGF}(d, d') = \hat{E}_9^*[\phi(d_1) \otimes \phi(d_2) \otimes \hat{\mu}_{x_1, x_2}(d_1)] = \hat{E}_9^*\left[\phi(d_1) \otimes \phi(d_2) \otimes \frac{1}{n} \sum_{i=1}^n \{\phi(X_{1i}) \otimes \hat{\mu}_{x_2}(d_1, X_{1i})\}\right].$$

The estimators \hat{E}_9 and $\hat{\mu}_{x_2}(d_1, x_1)$ are generalized kernel ridge regressions.

Algorithm 5 (Nonparametric estimation of counterfactual distribution embeddings). Denote by \odot the elementwise product. For mediation analysis denote the kernel matrices $\mathbf{K}_{DD}, \mathbf{K}_{MM}, \mathbf{K}_{XX}, \mathbf{K}_{YY} \in \mathbb{R}^{n \times n}$. Then

$$1. \ \{\hat{\theta}^{DME}(d, d')\}(y) = \frac{1}{n} \sum_{i=1}^n \mathbf{K}_{yY} (\mathbf{K}_{DD} \odot \mathbf{K}_{MM} \odot \mathbf{K}_{XX} + n\lambda_8 \mathbf{I})^{-1} [\mathbf{K}_{Dd'} \odot \{\mathbf{K}_{MM}(\mathbf{K}_{DD} \odot \mathbf{K}_{XX} + n\lambda_1 \mathbf{I})^{-1}(\mathbf{K}_{Dd} \odot \mathbf{K}_{Xx_i})\} \odot \mathbf{K}_{Xx_i}].$$

For dynamic treatment effects, denote the kernel matrices $\mathbf{K}_{D_1D_1}, \mathbf{K}_{D_2D_2}, \mathbf{K}_{X_1X_1}, \mathbf{K}_{X_2X_2} \in \mathbb{R}^{n \times n}$ calculated from observations drawn from \mathbb{P} . Denote the kernel matrices $\mathbf{K}_{\tilde{D}_1\tilde{D}_1}, \mathbf{K}_{\tilde{D}_2\tilde{D}_2}, \mathbf{K}_{\tilde{X}_1\tilde{X}_1}, \mathbf{K}_{\tilde{X}_2\tilde{X}_2} \in \mathbb{R}^{\tilde{n} \times \tilde{n}}$ calculated from observations drawn from $\tilde{\mathbb{P}}$. Then

$$1. \ \{\hat{\theta}^{DGF}(d_1, d_2)\}(y) = \frac{1}{n} \sum_{i=1}^n \mathbf{K}_{yY} (\mathbf{K}_{D_1D_1} \odot \mathbf{K}_{D_2D_2} \odot \mathbf{K}_{X_1X_1} \odot \mathbf{K}_{X_2X_2} + n\lambda_9 \mathbf{I})^{-1} [\mathbf{K}_{D_1d_1} \odot \mathbf{K}_{D_2d_2} \odot \mathbf{K}_{X_1x_{1i}} \odot \{\mathbf{K}_{X_2X_2}(\mathbf{K}_{D_1D_1} \odot \mathbf{K}_{X_1X_1} + n\lambda_4 \mathbf{I})^{-1}(\mathbf{K}_{D_1d_1} \odot \mathbf{K}_{X_1x_{1i}})\}];$$

$$2. \ \{\hat{\theta}^{DDS}(d_2, d_2; \tilde{\mathbb{P}})\}(y) = \frac{1}{\tilde{n}} \sum_{i=1}^{\tilde{n}} \mathbf{K}_{yY} (\mathbf{K}_{D_1D_1} \odot \mathbf{K}_{D_2D_2} \odot \mathbf{K}_{X_1X_1} \odot \mathbf{K}_{X_2X_2} + n\lambda_9 \mathbf{I})^{-1} [\mathbf{K}_{D_1d_1} \odot \mathbf{K}_{D_2d_2} \odot \mathbf{K}_{X_1\tilde{x}_{1i}} \odot \{\mathbf{K}_{X_2\tilde{X}_2}(\mathbf{K}_{\tilde{D}_1\tilde{D}_1} \odot \mathbf{K}_{\tilde{X}_1\tilde{X}_1} + \tilde{n}\lambda_5 \mathbf{I})^{-1}(\mathbf{K}_{\tilde{D}_1d_1} \odot \mathbf{K}_{\tilde{X}_1\tilde{x}_{1i}})\}],$$

where $(\lambda_1, \lambda_4, \lambda_5, \lambda_8, \lambda_9)$ are ridge regression penalty hyperparameters.

We derive these algorithms in Appendix E. We give theoretical values for $(\lambda_1, \lambda_4, \lambda_5, \lambda_8, \lambda_9)$ that balance bias and variance in Theorem 11 below. Appendix H gives practical tuning procedures to empirically balance bias and variance. Note that $\hat{\theta}^{DDS}$ requires observations of treatments and covariates from the alternative population $\tilde{\mathbb{P}}$.

Importantly, Algorithm 5 estimates counterfactual distribution *embeddings*. The ultimate parameters of interest are counterfactual distributions. We present a deterministic procedure that uses the distribution embedding to provide samples (\tilde{Y}_j) from the distribution. The procedure is a variant of kernel herding (Welling, 2009; Muandet et al., 2021).

Algorithm 6 (Nonparametric estimation of counterfactual distributions). Recall that $\hat{\theta}^{DME}(d, d')$ is a mapping from \mathcal{Y} to \mathbb{R} . Given $\hat{\theta}^{DME}(d, d')$, calculate

$$1. \ \tilde{Y}_1 = \operatorname{argmax}_{y \in \mathcal{Y}} \left[\{\hat{\theta}^{DME}(d, d')\}(y) \right],$$

$$2. \ \tilde{Y}_j = \operatorname{argmax}_{y \in \mathcal{Y}} \left[\{\hat{\theta}^{DME}(d, d')\}(y) - \frac{1}{j+1} \sum_{\ell=1}^{j-1} k_{\mathcal{Y}}(\tilde{Y}_\ell, y) \right] \text{ for } j > 1.$$

Likewise for the other counterfactual distributions, replacing $\hat{\theta}^{DME}(d, d')$ with the other quantities in Algorithm 5.

By this procedure, samples from counterfactual distributions are straightforward to compute. With such samples, one may visualize a histogram as an estimator of the counterfactual density of potential outcomes. Alternatively, one may test statistical hypotheses using samples (\tilde{Y}_j) .

B.3 Guarantee

Towards a guarantee of uniform consistency, we place regularity conditions on the original spaces as in Assumption 3. Importantly, we relax the condition that $Y \in \mathbb{R}$ and that it is bounded; instead, we assume $Y \in \mathcal{Y}$, which is a Polish space. We place assumptions on the smoothness of the generalized regression γ_0 and the effective dimension of its RKHS, expressed in terms of the conditional expectation operators (E_8, E_9) . Likewise, we place assumptions on the smoothness of the conditional mean embeddings and the effective dimensions of their RKHSs. With these assumptions, we arrive at our next main result.

Theorem 11 (Nonparametric consistency of counterfactual distribution embeddings). Set $(\lambda_1, \lambda_4, \lambda_5, \lambda_8, \lambda_9) = (n^{-\frac{1}{c_1+1/b_1}}, n^{-\frac{1}{c_4+1/b_4}}, \tilde{n}^{-\frac{1}{c_5+1/b_5}}, n^{-\frac{1}{c_8+1/b_8}}, n^{-\frac{1}{c_9+1/b_9}})$, which is rate optimal regularization. For mediation analysis, suppose the conditions of Theorem 3 hold as well as Assumption 5 with $\mathcal{A}_8 = \mathcal{Y}$ and $\mathcal{B}_8 = \mathcal{D} \times \mathcal{M} \times \mathcal{X}$. Then

$$\sup_{d, d' \in \mathcal{D}} \|\hat{\theta}^{DME}(d, d') - \check{\theta}_0^{DME}(d, d')\|_{\mathcal{H}_Y} = O_p \left(n^{-\frac{1}{2} \frac{c_8-1}{c_8+1/b_8}} + n^{-\frac{1}{2} \frac{c_1-1}{c_1+1/b_1}} \right).$$

For dynamic treatment effects, suppose the conditions of Theorem 7 hold as well as Assumption 5 with $\mathcal{A}_9 = \mathcal{Y}$ and $\mathcal{B}_9 = \mathcal{D} \times \mathcal{D} \times \mathcal{X} \times \mathcal{X}$.

1. Then

$$\sup_{d_1, d_2 \in \mathcal{D}} \|\hat{\theta}^{DGF}(d_1, d_2) - \check{\theta}_0^{DGF}(d_1, d_2)\|_{\mathcal{H}_Y} = O_p \left(n^{-\frac{1}{2} \frac{c_9-1}{c_9+1/b_9}} + n^{-\frac{1}{2} \frac{c_4-1}{c_4+1/b_4}} \right).$$

2. If in addition Assumption 9 holds, then

$$\sup_{d_1, d_2 \in \mathcal{D}} \|\hat{\theta}^{DDS}(d_1, d_2; \tilde{\mathbb{P}}) - \check{\theta}_0^{DDS}(d_1, d_2; \tilde{\mathbb{P}})\|_{\mathcal{H}_Y} = O_p \left(n^{-\frac{1}{2} \frac{c_9-1}{c_9+1/b_9}} + \tilde{n}^{-\frac{1}{2} \frac{c_5-1}{c_5+1/b_5}} \right).$$

Exact finite sample rates are given in Appendix F, as well as the explicit specializations of Assumption 5. Again, these rates are at best $n^{-\frac{1}{4}}$ when $(c_1, c_4, c_5, c_8, c_9) = 2$ and

$(b_1, b_4, b_5, b_8, b_9) \rightarrow \infty$. Finally, we state an additional regularity condition under which we can prove that the samples (\tilde{Y}_j) calculated from the distribution embeddings weakly converge to the desired distribution.

Assumption 12 (Additional regularity). Assume

1. \mathcal{Y} is locally compact;
2. $\mathcal{H}_{\mathcal{Y}} \subset \mathcal{C}$, where \mathcal{C} is the space of bounded, continuous, real valued functions that vanish at infinity.

As discussed by Simon-Gabriel et al. (2020), the combined assumptions that \mathcal{Y} is Polish and locally compact imposes weak restrictions. In particular, if \mathcal{Y} is a Banach space, then to satisfy both conditions it must be finite dimensional. Trivially, $\mathcal{Y} = \mathbb{R}^{\dim(Y)}$ satisfies both conditions. We arrive at our final result of this section.

Corollary 1 (Convergence in distribution of counterfactual distributions; Theorem 5 of Singh et al. (2020)). Suppose the conditions of Theorem 11 hold, as well as Assumption 12. Suppose samples (\tilde{Y}_j) are calculated for $\theta_0^{DME}(d, d')$ as described in Algorithm 6. Then $(\tilde{Y}_j) \xrightarrow{d} \theta_0^{DME}(d, d')$. Likewise for the other counterfactual distributions, replacing $\hat{\theta}^{DME}(d, d')$ with the other quantities in Algorithm 5.

Note that samples are drawn for given values (d, d') or (d_1, d_2) . Though our nonparametric consistency result is uniform across treatment values, this weak convergence result is for fixed treatment values.

C Dynamic dose response with longer horizons

In the main text, we focus on dynamic dose response curve with $T = 2$ time periods. In this appendix, we generalize our approach to $T > 2$ time periods. In doing so, we also clarify the role of auxiliary Markov assumptions that are common in the literature. In particular, we focus on the dynamic dose response $\theta_0^{GF}(\mathbf{d}_{1:T})$ with and without Markov assumptions.

C.1 A generalized decoupling

Previously, Theorem 6 gave the RKHS representation for $T = 2$. In particular, if $\gamma_0 \in \mathcal{H} = \mathcal{H}_{\mathcal{D}} \otimes \mathcal{H}_{\mathcal{D}} \otimes \mathcal{H}_{\mathcal{X}} \otimes \mathcal{H}_{\mathcal{X}}$ and both Assumptions 2 and 8 hold then

$$\begin{aligned}\theta_0^{GF}(d_1, d_2) &= \langle \gamma_0, \phi(d_1) \otimes \phi(d_2) \otimes \int \{\phi(x_1) \otimes \mu_{x_2}(d_1, x_1)\} d\mathbb{P}(x_1) \rangle_{\mathcal{H}} \\ \mu_{x_2}(d_1, x_1) &= \int \phi(x_2) d\mathbb{P}(x_2 | d_1, x_1).\end{aligned}$$

Towards a more general result, define the notation $\mathcal{H}_T = \{\otimes_{t=1}^T(\mathcal{H}_{\mathcal{D}})\} \otimes \{\otimes_{t=1}^T(\mathcal{H}_{\mathcal{X}})\}$ where $\otimes_{t=1}^T(\mathcal{H}_{\mathcal{D}})$ means the T -times tensor product of $\mathcal{H}_{\mathcal{D}}$. Also define the condensed notation $\phi(\mathbf{d}_{1:T}) = \phi(d_1) \otimes \dots \otimes \phi(d_T)$, so that the feature map of \mathcal{H}_T is $\phi(\mathbf{d}_{1:T}) \otimes \phi(\mathbf{x}_{1:T})$.

Theorem 12 (Decoupling of dynamic dose response: $T > 2$). Suppose the conditions of Theorem 5 hold. Further suppose Assumption 2 holds and $\gamma_0 \in \mathcal{H}_T$. Then

$$\begin{aligned}\theta_0^{GF}(\mathbf{d}_{1:T}) &= \langle \gamma_0, \phi(\mathbf{d}_{1:T}) \otimes \mu_{1:T}\{\mathbf{d}_{1:(T-1)}\} \rangle_{\mathcal{H}_T} \\ \mu_{1:T}\{\mathbf{d}_{1:(T-1)}\} &= \int \phi(\mathbf{x}_{1:T}) d\mathbb{P}(x_1) \prod_{t=2}^T d\mathbb{P}\{x_t | \mathbf{d}_{1:(t-1)}, \mathbf{x}_{1:(t-1)}\}.\end{aligned}$$

See Appendix E for the proof. $\mu_{1:T}\{\mathbf{d}_{1:(T-1)}\}$ is the sequential mean embedding in T time periods, generalizing $\mu_{1:2}(d_1) = \int \{\phi(x_1) \otimes \mu_{x_2}(d_1, x_1)\} d\mathbb{P}(x_1)$. What remains is an account of the structure of $\mu_{1:T}\{\mathbf{d}_{1:(T-1)}\}$, which then implies an estimation procedure for $\hat{\mu}_{1:T}\{\mathbf{d}_{1:(T-1)}\}$ and hence $\hat{\theta}^{GF}(\mathbf{d}_{1:T}) = \langle \gamma_0, \phi(\mathbf{d}_{1:T}) \otimes \hat{\mu}_{1:T}\{\mathbf{d}_{1:(T-1)}\} \rangle_{\mathcal{H}_T}$, naturally generalizing Algorithm 3.

C.2 A generalized sequential mean embedding

Towards this end, we provide a recursive representation of the sequential mean embedding $\mu_{1:T}\{\mathbf{d}_{1:(T-1)}\}$ that suggests a recursive estimator $\hat{\mu}_{1:T}\{\mathbf{d}_{1:(T-1)}\}$. Write

$$\begin{aligned}\mu_{1:T}\{\mathbf{d}_{1:(T-1)}\} &= \int \{\phi(x_1) \otimes \dots \otimes \phi(x_{T-1}) \otimes \phi(x_T)\} d\mathbb{P}(x_1) \prod_{t=2}^T d\mathbb{P}\{x_t | \mathbf{d}_{1:(t-1)}, \mathbf{x}_{1:(t-1)}\} \\ &= \int [\phi(x_1) \otimes \dots \otimes \phi(x_{T-1}) \otimes \mu_T\{\mathbf{d}_{1:(T-1)}, \mathbf{x}_{1:(T-1)}\}] d\mathbb{P}(x_1) \prod_{t=2}^{T-1} d\mathbb{P}\{x_t | \mathbf{d}_{1:(t-1)}, \mathbf{x}_{1:(t-1)}\} \\ &= \int [\phi(x_1) \otimes \dots \otimes \mu_{(T-1):T}\{\mathbf{d}_{1:(T-1)}, \mathbf{x}_{1:(T-2)}\}] d\mathbb{P}(x_1) \prod_{t=2}^{T-2} d\mathbb{P}\{x_t | \mathbf{d}_{1:(t-1)}, \mathbf{x}_{1:(t-1)}\},\end{aligned}$$

where

$$\begin{aligned}\mu_T\{\mathbf{d}_{1:(T-1)}, \mathbf{x}_{1:(T-1)}\} &= \int \phi(x_T) d\mathbb{P}\{x_T | \mathbf{d}_{1:(T-1)}, \mathbf{x}_{1:(T-1)}\}, \\ \mu_{(T-1):T}\{\mathbf{d}_{1:(T-1)}, \mathbf{x}_{1:(T-2)}\} &= \int [\phi(x_{T-1}) \otimes \mu_T\{\mathbf{d}_{1:(T-1)}, \mathbf{x}_{1:(T-1)}\}] d\mathbb{P}\{x_{T-1} | \mathbf{d}_{1:(T-2)}, \mathbf{x}_{1:(T-2)}\}.\end{aligned}$$

Note that $\mu_T\{\mathbf{d}_{1:(T-1)}, \mathbf{x}_{1:(T-1)}\}$ is a conditional mean embedding as before, obtained by projecting $\phi(x_T)$ onto $\phi\{\mathbf{d}_{1:(T-1)}\} \otimes \phi\{\mathbf{x}_{1:(T-1)}\}$. Meanwhile, $\mu_{(T-1):T}\{\mathbf{d}_{1:(T-1)}, \mathbf{x}_{1:(T-2)}\}$ is a sequential mean embedding obtained by projecting $[\phi(x_{T-1}) \otimes \mu_T\{\mathbf{d}_{1:(T-1)}, \mathbf{x}_{1:(T-1)}\}]$ onto $\phi\{\mathbf{d}_{1:(T-2)}\} \otimes \phi\{\mathbf{x}_{1:(T-2)}\}$.

One can continue recursively defining $\mu_{t:T}\{\mathbf{d}_{1:(T-1)}, \mathbf{x}_{1:(t-1)}\}$ all the way up to $\mu_{1:T}\{\mathbf{d}_{1:(T-1)}\}$. This recursive construction implies a recursive estimation procedure in which $\hat{\mu}_{t:T}\{\mathbf{d}_{1:(T-1)}, \mathbf{x}_{1:(t-1)}\}$ is estimated all the way up to $\hat{\mu}_{1:T}\{\mathbf{d}_{1:(T-1)}\}$. Altogether, estimating the sequential mean embedding in this way requires $T - 1$ kernel ridge regressions.

C.3 Simplification via Markov assumptions

Next, we consider the setting where $T > 2$ and auxiliary Markov assumptions holds. We focus on the assumption that covariates X_t have the Markov property.

Assumption 13 (Markov property). Suppose $\mathbb{P}\{x_t | \mathbf{d}_{1:(t-1)}, \mathbf{x}_{1:(t-1)}\} = \mathbb{P}(x_t | d_{t-1}, x_{t-1})$ for $t \in \{2, \dots, T\}$.

In words, the distribution of X_t only depends on the immediate history (D_{t-1}, X_{t-1}) ; previous treatments and covariates are conditionally independent. Assumption 13 simplifies the representation of θ_0^{GF} .

Theorem 13 (Decoupling of dynamic dose response: Markov). Suppose the conditions of Theorem 5 hold. Further suppose Assumptions 2 and 13 hold, and $\gamma_0 \in \mathcal{H}_T$. Then

$$\begin{aligned}\theta_0^{GF}(\mathbf{d}_{1:T}) &= \langle \gamma_0, \phi(\mathbf{d}_{1:T}) \otimes \mu_{1:T}\{\mathbf{d}_{1:(T-1)}\} \rangle_{\mathcal{H}_T} \\ \mu_{1:T}\{\mathbf{d}_{1:(T-1)}\} &= \int \phi(\mathbf{x}_{1:T}) d\mathbb{P}(x_1) \prod_{t=2}^T d\mathbb{P}(x_t | d_{t-1}, x_{t-1}).\end{aligned}$$

See Appendix E for the proof. $\mu_{1:T}\{\mathbf{d}_{1:(T-1)}\}$ is the sequential mean embedding in T time periods, with limited dependence across time periods. Finally, we revisit the structure

of $\mu_{1:T}\{\mathbf{d}_{1:(T-1)}\}$. Write

$$\begin{aligned}
\mu_{1:T}\{\mathbf{d}_{1:(T-1)}\} &= \int \{\phi(x_1) \otimes \dots \otimes \phi(x_{T-1}) \otimes \phi(x_T)\} d\mathbb{P}(x_1) \prod_{t=2}^T d\mathbb{P}(x_t | d_{t-1}, x_{t-1}) \\
&= \int \{\phi(x_1) \otimes \dots \otimes \phi(x_{T-1}) \otimes \mu_T(d_{T-1}, x_{T-1})\} d\mathbb{P}(x_1) \prod_{t=2}^{T-1} d\mathbb{P}(x_t | d_{t-1}, x_{t-1}) \\
&= \int [\phi(x_1) \otimes \dots \otimes \mu_{(T-1):T}\{\mathbf{d}_{(T-2):(T-1)}, x_{T-2}\}] d\mathbb{P}(x_1) \prod_{t=2}^{T-2} d\mathbb{P}(x_t | d_{t-1}, x_{t-1}),
\end{aligned}$$

where

$$\begin{aligned}
\mu_T(d_{T-1}, x_{T-1}) &= \int \phi(x_T) d\mathbb{P}(x_T | d_{T-1}, x_{T-1}), \\
\mu_{(T-1):T}\{\mathbf{d}_{(T-2):(T-1)}, x_{T-2}\} &= \int \{\phi(x_{T-1}) \otimes \mu_T(d_{T-1}, x_{T-1})\} d\mathbb{P}(x_{T-1} | d_{T-2}, x_{T-2}).
\end{aligned}$$

Note that $\mu_T(d_{T-1}, x_{T-1})$ is a conditional mean embedding as before, obtained by projecting $\phi(x_T)$ onto $\phi(d_{T-1}) \otimes \phi(x_{T-1})$. Meanwhile, $\mu_{(T-1):T}\{\mathbf{d}_{(T-2):(T-1)}, x_{T-2}\}$ is a sequential mean embedding obtained by projecting $[\phi(x_{T-1}) \otimes \mu_T(d_{T-1}, x_{T-1})]$ onto $\phi(d_{T-2}) \otimes \phi(x_{T-2})$.

One can continue recursively defining $\mu_{t:T}\{\mathbf{d}_{(t-1):(T-1)}, x_{t-1}\}$ all the way up to $\mu_{1:T}\{\mathbf{d}_{1:(T-1)}\}$. This recursive construction implies a recursive estimation procedure as before. Altogether, estimating the sequential mean embedding in this way requires $T - 1$ kernel ridge regressions. Compared to the setting without Markov assumptions, each kernel ridge regression involves fewer regressors.

D Identification

In this appendix, we prove identification of incremental response curves and effects.

D.1 Mediation analysis

Proof of Theorem 1. The result for θ_0^{ME} is immediate from Imai et al. (2010). We generalize the argument to $\theta_0^{ME, \nabla}$. For the proof, we adopt nonseparable model notation $Y^{(d', m)} = Y(d', m, \eta)$ and $M^{(d)} = M(d, \eta)$, where η is unobserved heterogeneity. Our innovation is to restructure the argument so that taking the derivative with respect to d' does not lead to additional factors (as it otherwise would by chain rule). We proceed in steps.

1. Regression.

By definition

$$\gamma_0(d', m, x) = \mathbb{E}(Y|D = d', M = m, X = x) = \int Y(d', m, \eta) d\mathbb{P}(\eta|d', m, x).$$

By the assumed conditional independences, $\mathbb{P}(\eta|d', m, x) = \mathbb{P}(\eta|d', x) = \mathbb{P}(\eta|x)$. In summary,

$$\gamma_0(d', m, x) = \int Y(d', m, \eta) d\mathbb{P}(\eta|x), \quad \nabla_{d'} \gamma_0(d', m, x) = \int \nabla_{d'} Y(d', m, \eta) d\mathbb{P}(\eta|x).$$

2. Target expression.

Beginning with the desired expression,

$$\begin{aligned} RHS &= \int \nabla_{d'} \gamma_0(d', m, x) d\mathbb{P}(m|d, x) d\mathbb{P}(x) \\ &= \int \nabla_{d'} Y(d', m, \eta) d\mathbb{P}(\eta|x) d\mathbb{P}(m|d, x) d\mathbb{P}(x). \end{aligned}$$

Note that $\mathbb{P}(m|d, x) = \mathbb{P}\{M(d, \eta)|d, x\} = \mathbb{P}\{M(d, \eta)|x\}$. Since $\{M^{(d)}, Y^{(d', m)}\} \perp\!\!\!\perp D|X$ implies $(Y^{d', m}) \perp\!\!\!\perp D|\{M^{(d)}\}, X$

$$\mathbb{P}(\eta|x) = \mathbb{P}(\eta|d, x) = \mathbb{P}\{\eta|d, M(d, \eta), x\} = \mathbb{P}\{\eta|M(d, \eta), x\}.$$

In summary,

$$RHS = \int \nabla_{d'} Y\{d', M(d, \eta), \eta\} d\mathbb{P}\{\eta|M(d, \eta), x\} d\mathbb{P}\{M(d, \eta)|x\} d\mathbb{P}(x).$$

Conveniently

$$\begin{aligned} \int \mathbb{P}\{\eta|M(d, \eta), x\} d\mathbb{P}\{M(d, \eta)|x\} &= \int \mathbb{P}\{\eta, M(d, \eta)|x\} d\{M(d, \eta)\} = \mathbb{P}(\eta|x) \\ \mathbb{P}(\eta|x) \mathbb{P}(x) &= \mathbb{P}(\eta, x). \end{aligned}$$

Therefore

$$RHS = \int \nabla_{d'} Y\{d', M(d, \eta), \eta\} d\mathbb{P}(\eta, x) = \int \nabla_{d'} Y\{d', M(d, \eta), \eta\} d\mathbb{P}(\eta) = LHS.$$

□

D.2 Dynamic response curves and effects

Proof of Theorem 5. The result for θ_0^{GF} is immediate from Robins (1986). We generalize the argument to $\theta_0^{GF,\nabla}$. For clarity, we focus on the case with $T = 2$ and we adopt nonseparable model notation $Y^{(d_1,d_2)} = Y(d_1, d_2, \eta)$, where η is unobserved heterogeneity. As before, our innovation is to restructure the argument so that taking the derivative with respect to d_2 does not lead to additional factors (as it otherwise would by chain rule). The argument for θ_0^{DS} is identical. We proceed in steps.

1. Regression.

By definition

$$\begin{aligned}\gamma_0(d_1, d_2, x_1, x_2) &= \mathbb{E}(Y|D_1 = d_1, D_2 = d_2, X_1 = x_1, X_2 = x_2) \\ &= \int Y(d_1, d_2, \eta) d\mathbb{P}(\eta|d_1, d_2, x_1, x_2).\end{aligned}$$

By the assumed conditional independences, $\mathbb{P}(\eta|d_1, d_2, x_1, x_2) = \mathbb{P}(\eta|d_1, x_1, x_2)$. In summary

$$\begin{aligned}\gamma_0(d_1, d_2, x_1, x_2) &= \int Y(d_1, d_2, \eta) d\mathbb{P}(\eta|d_1, x_1, x_2) \\ \nabla_{d_2} \gamma_0(d_1, d_2, x_1, x_2) &= \int \nabla_{d_2} Y(d_1, d_2, \eta) d\mathbb{P}(\eta|d_1, x_1, x_2).\end{aligned}$$

2. Target expression.

Beginning with the desired expression,

$$\begin{aligned}RHS &= \int \nabla_{d_2} \gamma_0(d_1, d_2, x_1, x_2) d\mathbb{P}(x_1) d\mathbb{P}(x_2|d_1, x_1) \\ &= \int \nabla_{d_2} Y(d_1, d_2, \eta) d\mathbb{P}(\eta|d_1, x_1, x_2) d\mathbb{P}(x_1) d\mathbb{P}(x_2|d_1, x_1).\end{aligned}$$

Conveniently

$$\begin{aligned}\int \mathbb{P}(\eta|d_1, x_1, x_2) d\mathbb{P}(x_2|d_1, x_1) &= \int \mathbb{P}(x_2, \eta|d_1, x_1) dx_2 = \mathbb{P}(\eta|x_1) \\ \mathbb{P}(\eta|x_1) \mathbb{P}(x_1) &= \mathbb{P}(\eta, x_1).\end{aligned}$$

Therefore

$$RHS = \int \nabla_{d_2} Y(d_1, d_2, \eta) d\mathbb{P}(\eta, x_1) = \int \nabla_{d_2} Y(d_1, d_2, \eta) d\mathbb{P}(\eta) = LHS.$$

□

E Algorithm derivation

In this appendix, we derive the closed form solutions for (i) mediation analysis, (ii) dynamic dose responses and treatment effects, and (iii) counterfactual distributions. We also provide alternative closed form expressions that run faster in statistical software.

E.1 Mediation analysis

Proof of Theorem 2. In Assumption 2, we impose that the scalar kernels are bounded. This assumption has several implications. First, the feature maps are Bochner integrable (Steinwart and Christmann, 2008, Definition A.5.20). Bochner integrability permits us to interchange expectation and inner product. Second, the mean embeddings exist. Third, the product kernel is also bounded and hence the tensor product RKHS inherits these favorable properties. Therefore

$$\begin{aligned}
\theta_0^{ME}(d, d') &= \int \gamma_0(d', m, x) d\mathbb{P}(m|d, x) d\mathbb{P}(x) \\
&= \int \langle \gamma_0, \phi(d') \otimes \phi(m) \otimes \phi(x) \rangle_{\mathcal{H}} d\mathbb{P}(m|d, x) d\mathbb{P}(x) \\
&= \int \langle \gamma_0, \phi(d') \otimes \int \phi(m) d\mathbb{P}(m|d, x) \otimes \phi(x) \rangle_{\mathcal{H}} d\mathbb{P}(x) \\
&= \int \langle \gamma_0, \phi(d') \otimes \mu_m(d, x) \otimes \phi(x) \rangle_{\mathcal{H}} d\mathbb{P}(x) \\
&= \langle \gamma_0, \phi(d') \otimes \int \{\mu_m(d, x) \otimes \phi(x)\} d\mathbb{P}(x) \rangle_{\mathcal{H}}.
\end{aligned}$$

By Steinwart and Christmann (2008, Lemma 4.34), the derivative feature map $\nabla_d \phi(d)$ exists, is continuous, and is Bochner integrable since $\kappa'_d < \infty$. Therefore the derivation remains valid for incremental responses. \square

Derivation of Algorithm 1. By standard arguments (Kimeldorf and Wahba, 1971)

$$\begin{aligned}
\hat{\gamma}(d, m, x) &= \langle \hat{\gamma}, \phi(d) \otimes \phi(m) \otimes \phi(x) \rangle_{\mathcal{H}} \\
&= \mathbf{Y}^\top (\mathbf{K}_{DD} \odot \mathbf{K}_{MM} \odot \mathbf{K}_{XX} + n\lambda \mathbf{I})^{-1} (\mathbf{K}_{Dd} \odot \mathbf{K}_{Mm} \odot \mathbf{K}_{Xx}).
\end{aligned}$$

By Singh et al. (2019, Algorithm 1), write the conditional mean

$$\hat{\mu}_m(d, x) = \mathbf{K}_{\cdot M} (\mathbf{K}_{DD} \odot \mathbf{K}_{XX} + n\lambda_1 \mathbf{I})^{-1} (\mathbf{K}_{Dd} \odot \mathbf{K}_{Xx}).$$

Therefore

$$\frac{1}{n} \sum_{i=1}^n [\hat{\mu}_m(d, X_i) \otimes \phi(X_i)] = \frac{1}{n} \sum_{i=1}^n [\{\mathbf{K}_{\cdot M}(\mathbf{K}_{DD} \odot \mathbf{K}_{XX} + n\lambda_1 \mathbf{I})^{-1}(\mathbf{K}_{Dd} \odot \mathbf{K}_{Xx_i})\} \otimes \phi(X_i)],$$

and

$$\begin{aligned} \hat{\theta}^{ME}(d, d') &= \langle \hat{\gamma}, \phi(d') \otimes \frac{1}{n} \sum_{i=1}^n [\hat{\mu}_m(d, X_i) \otimes \phi(X_i)] \rangle_{\mathcal{H}} \\ &= \frac{1}{n} \sum_{i=1}^n \mathbf{Y}^\top (\mathbf{K}_{DD} \odot \mathbf{K}_{MM} \odot \mathbf{K}_{XX} + n\lambda \mathbf{I})^{-1} \\ &\quad [\mathbf{K}_{Dd'} \odot \{\mathbf{K}_{MM}(\mathbf{K}_{DD} \odot \mathbf{K}_{XX} + n\lambda_1 \mathbf{I})^{-1}(\mathbf{K}_{Dd} \odot \mathbf{K}_{Xx_i})\} \odot \mathbf{K}_{Xx_i}]. \end{aligned}$$

For incremental responses, simply replace $\hat{\gamma}(d, m, x)$ with

$$\begin{aligned} \nabla_d \hat{\gamma}(d, m, x) &= \langle \hat{\gamma}, \nabla_d \phi(d) \otimes \phi(m) \otimes \phi(x) \rangle_{\mathcal{H}} \\ &= \mathbf{Y}^\top (\mathbf{K}_{DD} \odot \mathbf{K}_{MM} \odot \mathbf{K}_{XX} + n\lambda \mathbf{I})^{-1} (\nabla_d \mathbf{K}_{Dd} \odot \mathbf{K}_{Mm} \odot \mathbf{K}_{Xx}). \end{aligned}$$

□

Algorithm 7 (Details for Algorithm 2). For simplicity, we abstract from sample splitting.

Denote the kernel matrices $\mathbf{K}_{DD}, \mathbf{K}_{MM}, \mathbf{K}_{XX} \in \mathbb{R}^{n \times n}$.

1. $\hat{\gamma}(d, m, x) = \mathbf{Y}^\top (\mathbf{K}_{DD} \odot \mathbf{K}_{MM} \odot \mathbf{K}_{XX} + n\lambda \mathbf{I})^{-1} (\mathbf{K}_{Dd} \odot \mathbf{K}_{Mm} \odot \mathbf{K}_{Xx}),$
2. $\hat{\pi}(x) = \mathbf{D}^\top (\mathbf{K}_{XX} + n\lambda_2 \mathbf{I})^{-1} \mathbf{K}_{Xx},$
3. $\hat{\rho}(m, x) = \mathbf{D}^\top (\mathbf{K}_{MM} \odot \mathbf{K}_{XX} + n\lambda_3 \mathbf{I})^{-1} (\mathbf{K}_{Mm} \odot \mathbf{K}_{Xx}).$

E.2 Dynamic dose response curves

Proof of Theorem 6. Assumption 2 implies Bochner integrability, which permits us to interchange expectation and inner product. Therefore

$$\begin{aligned} \theta_0^{GF}(d_1, d_2) &= \int \gamma_0(d_1, d_2, x_1, x_2) d\mathbb{P}(x_2|d_1, x_1) d\mathbb{P}(x_1) \\ &= \int \langle \gamma_0, \phi(d_1) \otimes \phi(d_2) \otimes \phi(x_1) \otimes \phi(x_2) \rangle_{\mathcal{H}} d\mathbb{P}(x_2|d_1, x_1) d\mathbb{P}(x_1) \\ &= \int \langle \gamma_0, \phi(d_1) \otimes \phi(d_2) \otimes \phi(x_1) \otimes \int \phi(x_2) d\mathbb{P}(x_2|d_1, x_1) \rangle_{\mathcal{H}} d\mathbb{P}(x_1) \\ &= \int \langle \gamma_0, \phi(d_1) \otimes \phi(d_2) \otimes \phi(x_1) \otimes \mu_{x_2}(d_1, x_1) \rangle_{\mathcal{H}} d\mathbb{P}(x_1) \\ &= \langle \gamma_0, \phi(d_1) \otimes \phi(d_2) \otimes \int \{\phi(x_1) \otimes \mu_{x_2}(d_1, x_1)\} d\mathbb{P}(x_1) \rangle_{\mathcal{H}}. \end{aligned}$$

The argument for θ_0^{DS} is identical. □

Proof of Theorem 12. Assumption 2 implies Bochner integrability, which permits us to interchange expectation and inner product. Therefore

$$\begin{aligned}
\theta_0^{GF}(\mathbf{d}_{1:T}) &= \int \gamma_0(\mathbf{d}_{1:T}, \mathbf{x}_{1:T}) d\mathbb{P}(x_1) \prod_{t=2}^T d\mathbb{P}\{x_t | \mathbf{d}_{1:(t-1)}, \mathbf{x}_{1:(t-1)}\} \\
&= \int \langle \gamma_0, \phi(\mathbf{d}_{1:T}) \otimes \phi(\mathbf{x}_{1:T}) \rangle_{\mathcal{H}_T} d\mathbb{P}(x_1) \prod_{t=2}^T d\mathbb{P}\{x_t | \mathbf{d}_{1:(t-1)}, \mathbf{x}_{1:(t-1)}\} \\
&= \langle \gamma_0, \phi(\mathbf{d}_{1:T}) \otimes \int \phi(\mathbf{x}_{1:T}) d\mathbb{P}(x_1) \prod_{t=2}^T d\mathbb{P}\{x_t | \mathbf{d}_{1:(t-1)}, \mathbf{x}_{1:(t-1)}\} \rangle_{\mathcal{H}_T} \\
&= \langle \gamma_0, \phi(\mathbf{d}_{1:T}) \otimes \mu_{1:T}\{\mathbf{d}_{1:(T-1)}\} \rangle_{\mathcal{H}_T}.
\end{aligned}$$

□

Proof of Theorem 13. Immediate from Theorem 12 and Assumption 13. □

Derivation of Algorithm 3. By standard arguments (Kimeldorf and Wahba, 1971)

$$\begin{aligned}
&\hat{\gamma}(d_1, d_2, x_1, x_2) \\
&= \langle \hat{\gamma}, \phi(d_1) \otimes \phi(d_2) \otimes \phi(x_1) \otimes \phi(x_2) \rangle_{\mathcal{H}} \\
&= \mathbf{Y}^\top (\mathbf{K}_{D_1 D_1} \odot \mathbf{K}_{D_2 D_2} \odot \mathbf{K}_{X_1 X_1} \odot \mathbf{K}_{X_2 X_2} + n\lambda \mathbf{I})^{-1} (\mathbf{K}_{D_1 d_1} \odot \mathbf{K}_{D_2 d_2} \odot \mathbf{K}_{X_1 x_1} \odot \mathbf{K}_{X_2 x_2}).
\end{aligned}$$

By Singh et al. (2019, Algorithm 1), write the conditional mean

$$\hat{\mu}_{x_2}(d_1, x_1) = \mathbf{K}_{\cdot X_2} (\mathbf{K}_{D_1 D_1} \odot \mathbf{K}_{X_1 X_1} + n\lambda_4 \mathbf{I})^{-1} (\mathbf{K}_{D_1 d_1} \odot \mathbf{K}_{X_1 x_1}).$$

Therefore

$$\begin{aligned}
&\frac{1}{n} \sum_{i=1}^n [\phi(X_{1i}) \otimes \hat{\mu}_{x_2}(d_1, X_{1i})] \\
&= \frac{1}{n} \sum_{i=1}^n [\phi(X_{1i}) \otimes \{\mathbf{K}_{\cdot X_2} (\mathbf{K}_{D_1 D_1} \odot \mathbf{K}_{X_1 X_1} + n\lambda_4 \mathbf{I})^{-1} (\mathbf{K}_{D_1 d_1} \odot \mathbf{K}_{X_1 x_{1i}})\}]
\end{aligned}$$

and

$$\begin{aligned}
& \hat{\theta}^{GF}(d_1, d_2) \\
&= \langle \hat{\gamma}, \phi(d_1) \otimes \phi(d_2) \otimes \frac{1}{n} \sum_{i=1}^n [\phi(X_{1i}) \otimes \hat{\mu}_{x_2}(d_1, X_{1i})] \rangle_{\mathcal{H}} \\
&= \frac{1}{n} \sum_{i=1}^n \mathbf{Y}^\top (\mathbf{K}_{D_1 D_1} \odot \mathbf{K}_{D_2 D_2} \odot \mathbf{K}_{X_1 X_1} \odot \mathbf{K}_{X_2 X_2} + n\lambda \mathbf{I})^{-1} \\
&\quad [\mathbf{K}_{D_1 d_1} \odot \mathbf{K}_{D_2 d_2} \odot \mathbf{K}_{X_1 x_{1i}} \odot \{\mathbf{K}_{X_2 X_2} (\mathbf{K}_{D_1 D_1} \odot \mathbf{K}_{X_1 X_1} + n\lambda_4 \mathbf{I})^{-1} (\mathbf{K}_{D_1 d_1} \odot \mathbf{K}_{X_1 x_{1i}})\}].
\end{aligned}$$

The argument for θ_0^{DS} is identical. \square

Algorithm 8 (Details for Algorithm 4). For simplicity, we abstract from sample splitting. Denote the kernel matrices $\mathbf{K}_{D_1 D_1}, \mathbf{K}_{D_2 D_2}, \mathbf{K}_{X_1 X_1}, \mathbf{K}_{X_2 X_2} \in \mathbb{R}^{n \times n}$ calculated from observations drawn from population \mathbb{P} .

1. $\hat{\gamma}(d_1, d_2, x_1, x_2) = \mathbf{Y}^\top (\mathbf{K}_{D_1 D_1} \odot \mathbf{K}_{D_2 D_2} \odot \mathbf{K}_{X_1 X_1} \odot \mathbf{K}_{X_2 X_2} + n\lambda \mathbf{I})^{-1} (\mathbf{K}_{D_1 d_1} \odot \mathbf{K}_{D_2 d_2} \odot \mathbf{K}_{X_1 x_1} \odot \mathbf{K}_{X_2 x_2}),$
2. $\hat{\pi}(x_1) = \mathbf{D}_1^\top (\mathbf{K}_{X_1 X_1} + n\lambda_6 \mathbf{I})^{-1} \mathbf{K}_{X_1 x_1},$
3. $\hat{\rho}(d_1, x_1, x_2) = \mathbf{D}_2^\top (\mathbf{K}_{D_1 D_1} \odot \mathbf{K}_{X_1 X_1} \odot \mathbf{K}_{X_2 X_2} + n\lambda_7 \mathbf{I})^{-1} (\mathbf{K}_{D_1 d_1} \odot \mathbf{K}_{X_1 x_1} \odot \mathbf{K}_{X_2 x_2}).$

E.3 Counterfactual distributions

Proof of Theorem 10. The argument is analogous to Theorems 2 and 6, recognizing that in the distributional setting

$$\begin{aligned}
\gamma_0(d, m, x) &= E_8^* \{\phi(d) \otimes \phi(m) \otimes \phi(x)\}, \\
\gamma_0(d_1, d_2, x_1, x_2) &= E_9^* \{\phi(d_1) \otimes \phi(d_2) \otimes \phi(x_1) \otimes \phi(x_2)\}.
\end{aligned}$$

\square

Derivation of Algorithm 5. The argument is analogous to Algorithms 1 and 3 appealing to

Singh et al. (2019, Algorithm 1), which gives

$$\begin{aligned}
\hat{\gamma}(d, m, x) &= \hat{E}_8^*[\phi(d) \otimes \phi(m) \otimes \phi(x)] \\
&= \mathbf{K}_Y(\mathbf{K}_{DD} \odot \mathbf{K}_{MM} \odot \mathbf{K}_{XX} + n\lambda_8 \mathbf{I})^{-1}(\mathbf{K}_{Dd} \odot \mathbf{K}_{Mm} \odot \mathbf{K}_{Xx}), \\
\hat{\gamma}(d_1, d_2, x_1, x_2) &= \hat{E}_9^*\{\phi(d_1) \otimes \phi(d_2) \otimes \phi(x_1) \otimes \phi(x_2)\} \\
&= \mathbf{K}_Y(\mathbf{K}_{D_1D_1} \odot \mathbf{K}_{D_2D_2} \odot \mathbf{K}_{X_1X_1} \odot \mathbf{K}_{X_2X_2} + n\lambda_9 \mathbf{I})^{-1} \\
&\quad (\mathbf{K}_{D_1d_1} \odot \mathbf{K}_{D_2d_2} \odot \mathbf{K}_{X_1x_1} \odot \mathbf{K}_{X_2x_2}).
\end{aligned}$$

□

E.4 Alternative closed form

Although the closed form expressions above are intuitive, alternative closed form expressions may run faster in statistical software. Specifically, the original expressions for $\hat{\theta}^{ME}$ in Algorithm 1 and for $\hat{\theta}^{GF}$ and $\hat{\theta}^{DS}$ in Algorithm 3 require the summation over n terms, each of which is a vector in \mathbb{R}^n . This step is a computational bottleneck since looping is much slower than matrix multiplication in many modern programming languages such as MATLAB and Python. Here, we present alternative closed form expressions which replace the summations with matrix multiplications. In experiments, these alternative expressions run about 100 times faster. Although both the original and alternative expressions involve $O(n^3)$ computations, the alternative expression runs faster in numerical packages due to efficient implementation of matrix multiplication.

We present a technical lemma to derive the alternative expressions. Let $\mathbf{1}_n \in \mathbb{R}^n$ be vector of ones.

Lemma 3. If $\mathbf{A} \in \mathbb{R}^{n \times n}$ and $\mathbf{a}, \mathbf{b} \in \mathbb{R}^n$ then

$$\mathbf{A}(\mathbf{a} \odot \mathbf{b}) = \{\mathbf{A} \odot (\mathbf{1}_n \mathbf{a}^\top)\} \mathbf{b}, \quad (\mathbf{A} \mathbf{a}) \odot \mathbf{b} = \{\mathbf{A} \odot (\mathbf{b} \mathbf{1}_n^\top)\} \mathbf{a}.$$

Proof. Immediate from the definitions of matrix product and elementwise product. □

Equipped with Lemma 3, we provide alternative expressions for $\hat{\theta}^{ME}$, $\hat{\theta}^{GF}$, and $\hat{\theta}^{DS}$.

Algorithm 9 (Alternative estimation of mediated response curves). Denote the kernel matrices $\mathbf{K}_{DD}, \mathbf{K}_{MM}, \mathbf{K}_{XX} \in \mathbb{R}^{n \times n}$. Mediated response estimators have closed form solutions

based on

$$\hat{\theta}^{ME}(d, d') = \mathbf{Y}^\top (\mathbf{K}_{DD} \odot \mathbf{K}_{MM} \odot \mathbf{K}_{XX} + n\lambda \mathbf{I})^{-1} \left[\mathbf{K}_{Dd'} \odot \left\{ \mathbf{K}_{MM} (\mathbf{K}_{DD} \odot \mathbf{K}_{XX} + n\lambda_1 \mathbf{I})^{-1} \odot \frac{1}{n} \mathbf{K}_{XX}^2 \right\} \mathbf{K}_{Dd} \right],$$

where (λ, λ_1) are ridge regression penalty parameters.

Derivation. Denote

$$\mathbf{R}_1 = \mathbf{Y}^\top (\mathbf{K}_{DD} \odot \mathbf{K}_{MM} \odot \mathbf{K}_{XX} + n\lambda \mathbf{I})^{-1}, \quad \mathbf{R}_2 = \mathbf{K}_{MM} (\mathbf{K}_{DD} \odot \mathbf{K}_{XX} + n\lambda_1 \mathbf{I})^{-1}$$

Then by Algorithm 1 and Lemma 3, we have

$$\begin{aligned} \hat{\theta}^{ME}(d, d') &= \frac{1}{n} \sum_{i=1}^n \mathbf{R}_1 \{ \mathbf{K}_{Dd'} \odot \mathbf{R}_2 (\mathbf{K}_{Xx_i} \odot \mathbf{K}_{Dd}) \odot \mathbf{K}_{Xx_i} \} \\ &= \frac{1}{n} \sum_{i=1}^n \mathbf{R}_1 [\mathbf{K}_{Dd'} \odot \{ (\mathbf{R}_2 \odot \mathbf{1}_n \mathbf{K}_{Xx_i}^\top) \mathbf{K}_{Dd} \} \odot \mathbf{K}_{Xx_i}] \\ &= \frac{1}{n} \sum_{i=1}^n \mathbf{R}_1 \{ \mathbf{K}_{Dd'} \odot (\mathbf{R}_2 \odot \mathbf{1}_n \mathbf{K}_{Xx_i}^\top \odot \mathbf{K}_{Xx_i} \mathbf{1}_n^\top) \mathbf{K}_{Dd} \} \\ &= \mathbf{R}_1 \left\{ \mathbf{K}_{Dd'} \odot \left(\mathbf{R}_2 \odot \frac{1}{n} \sum_{i=1}^n \mathbf{K}_{Xx_i} \mathbf{K}_{Xx_i}^\top \right) \mathbf{K}_{Dd} \right\} \\ &= \mathbf{R}_1 \left\{ \mathbf{K}_{Dd'} \odot \left(\mathbf{R}_2 \odot \frac{1}{n} \mathbf{K}_{XX}^2 \right) \mathbf{K}_{Dd} \right\}. \end{aligned}$$

Note that we use the identity $\mathbf{1}_n \mathbf{K}_{Xx_i}^\top \odot \mathbf{K}_{Xx_i} \mathbf{1}_n^\top = \mathbf{K}_{Xx_i} \mathbf{K}_{Xx_i}^\top$. \square

Algorithm 10 (Alternative estimation of dynamic response curves). Denote the kernel matrices $\mathbf{K}_{D_1D_1}, \mathbf{K}_{D_2D_2}, \mathbf{K}_{X_1X_1}, \mathbf{K}_{X_2X_2} \in \mathbb{R}^{n \times n}$ calculated from observations drawn from population \mathbb{P} . Denote the kernel matrices $\mathbf{K}_{\tilde{D}_1\tilde{D}_1}, \mathbf{K}_{\tilde{D}_2\tilde{D}_2}, \mathbf{K}_{\tilde{X}_1\tilde{X}_1}, \mathbf{K}_{\tilde{X}_2\tilde{X}_2} \in \mathbb{R}^{n \times n}$ calculated from observations drawn from population $\tilde{\mathbb{P}}$. Dynamic response curve estimators have closed form solutions

1. $\hat{\theta}^{GF} = \mathbf{Y}^\top (\mathbf{K}_{D_1D_1} \odot \mathbf{K}_{D_2D_2} \odot \mathbf{K}_{X_1X_1} \odot \mathbf{K}_{X_2X_2} + n\lambda \mathbf{I})^{-1} [\mathbf{K}_{D_1d_1} \odot \mathbf{K}_{D_2d_2} \odot \{ \mathbf{K}_{X_2X_2} (\mathbf{K}_{D_1D_1} \odot \mathbf{K}_{X_1X_1} + n\lambda_4 \mathbf{I})^{-1} \odot \frac{1}{n} \mathbf{K}_{X_1X_1}^2 \} \mathbf{K}_{D_1d_1}],$
2. $\hat{\theta}^{DS} = \mathbf{Y}^\top (\mathbf{K}_{D_1D_1} \odot \mathbf{K}_{D_2D_2} \odot \mathbf{K}_{X_1X_1} \odot \mathbf{K}_{X_2X_2} + n\lambda \mathbf{I})^{-1} [\mathbf{K}_{D_1d_1} \odot \mathbf{K}_{D_2d_2} \odot \{ \mathbf{K}_{X_2\tilde{X}_2} (\mathbf{K}_{\tilde{D}_1\tilde{D}_1} \odot \mathbf{K}_{\tilde{X}_1\tilde{X}_1} + n\lambda_5 \mathbf{I})^{-1} \odot \frac{1}{n} (\mathbf{K}_{X_1\tilde{X}_1} \mathbf{K}_{\tilde{X}_1\tilde{X}_1}) \} \mathbf{K}_{\tilde{D}_1d_1}],$

where $(\lambda, \lambda_4, \lambda_5)$ are ridge regression penalty parameters.

Derivation. The argument is analogous to the derivation of Algorithm 9. \square

F Nonparametric consistency proofs

In this appendix, we (i) present an equivalent definition of smoothness and specialize the smoothness condition in various settings; (ii) present technical lemmas for regression, unconditional mean embeddings, and conditional mean embeddings; (iii) appeal to these lemmas to prove uniform consistency for mediation analysis and dynamic dose response curves as well as convergence in distribution for counterfactual distributions.

F.1 Representations of smoothness

F.1.1 Alternative representations

Lemma 4 (Alternative representation of smoothness; Remark 2 of Caponnetto and De Vito (2007)). If the input measure and Mercer measure are the same then there are equivalent formalisms for the smoothness conditions in Assumptions 4 and 5.

1. Smoothness in Assumption 4 holds if and only if the regression γ_0 is a particularly smooth element of \mathcal{H} . Formally, define the covariance operator T for \mathcal{H} . We assume there exists $g \in \mathcal{H}$ such that $\gamma_0 = T^{\frac{c-1}{2}} g$, $c \in (1, 2]$, and $\|g\|_{\mathcal{H}}^2 \leq \zeta$.
2. Smoothness in Assumption 5 holds if and only if the conditional expectation operator E_ℓ is a particularly smooth element of $\mathcal{L}_2(\mathcal{H}_{\mathcal{A}_\ell}, \mathcal{H}_{\mathcal{B}_\ell})$. Formally, define the covariance operator $T_\ell := \mathbb{E}\{\phi(B_\ell) \otimes \phi(B_\ell)\}$ for $\mathcal{L}_2(\mathcal{H}_{\mathcal{A}_\ell}, \mathcal{H}_{\mathcal{B}_\ell})$. We assume there exists $G_\ell \in \mathcal{L}_2(\mathcal{H}_{\mathcal{A}_\ell}, \mathcal{H}_{\mathcal{B}_\ell})$ such that $E_\ell = (T_\ell)^{\frac{c_\ell-1}{2}} \circ G_\ell$, $c_\ell \in (1, 2]$, and $\|G_\ell\|_{\mathcal{L}_2(\mathcal{H}_{\mathcal{A}_\ell}, \mathcal{H}_{\mathcal{B}_\ell})}^2 \leq \zeta_\ell$.

Remark 1. In Assumption 4, the covariance operator T for the RKHS \mathcal{H} depends on the setting.

1. Mediation analysis: $T = \mathbb{E}[\{\phi(D) \otimes \phi(M) \otimes \phi(X)\} \otimes \{\phi(D) \otimes \phi(M) \otimes \phi(X)\}]$.
2. Dynamic response: $T = \mathbb{E}[\{\phi(D_1) \otimes \phi(D_2) \otimes \phi(X_1) \otimes \phi(X_2)\} \otimes \{\phi(D_1) \otimes \phi(D_2) \otimes \phi(X_1) \otimes \phi(X_2)\}]$.

See Singh et al. (2019) for the proof that T_ℓ and its powers are well defined under Assumption 2.

Remark 2. In Assumption 5, the spaces \mathcal{A}_ℓ and \mathcal{B}_ℓ depend on the setting.

1. Mediation analysis

- (a) Mean embedding $\mu_m(d, x)$: $\mathcal{A}_1 = \mathcal{M}$ and $\mathcal{B}_1 = \mathcal{D} \times \mathcal{X}$.
- (b) Regression operator E_8 : $\mathcal{A}_8 = \mathcal{Y}$ and $\mathcal{B}_8 = \mathcal{D} \times \mathcal{M} \times \mathcal{X}$.

2. Dynamic response

- (a) Mean embedding $\mu_{x_2}(d_1, x_1)$: $\mathcal{A}_4 = \mathcal{X}$ and $\mathcal{B}_4 = \mathcal{D} \times \mathcal{X}$.
- (b) Mean embedding $\nu_{x_2}(d_1, x_1)$: $\mathcal{A}_5 = \mathcal{X}$ and $\mathcal{B}_5 = \mathcal{D} \times \mathcal{X}$.
- (c) Regression operator E_9 : $\mathcal{A}_9 = \mathcal{Y}$ and $\mathcal{B}_9 = \mathcal{D} \times \mathcal{D} \times \mathcal{X} \times \mathcal{X}$.

F.1.2 Explicit specializations

Assumption 14 (Smoothness of mean embedding $\mu_m(d, x)$). Assume

- 1. The conditional expectation operator E_1 is well specified as a Hilbert-Schmidt operator between RKHSs, i.e. $E_1 \in \mathcal{L}_2(\mathcal{H}_{\mathcal{M}}, \mathcal{H}_{\mathcal{D}} \otimes \mathcal{H}_{\mathcal{X}})$, where $E_1 : \mathcal{H}_{\mathcal{M}} \rightarrow \mathcal{H}_{\mathcal{D}} \otimes \mathcal{H}_{\mathcal{X}}$, $f(\cdot) \mapsto \mathbb{E}\{f(M)|D = \cdot, X = \cdot\}$.
- 2. The conditional expectation operator is a particularly smooth element of $\mathcal{L}_2(\mathcal{H}_{\mathcal{M}}, \mathcal{H}_{\mathcal{D}} \otimes \mathcal{H}_{\mathcal{X}})$. Formally, define the covariance operator $T_1 := \mathbb{E}[\{\phi(D) \otimes \phi(X)\} \otimes \{\phi(D) \otimes \phi(X)\}]$ for $\mathcal{L}_2(\mathcal{H}_{\mathcal{M}}, \mathcal{H}_{\mathcal{D}} \otimes \mathcal{H}_{\mathcal{X}})$. We assume there exists $G_1 \in \mathcal{L}_2(\mathcal{H}_{\mathcal{M}}, \mathcal{H}_{\mathcal{D}} \otimes \mathcal{H}_{\mathcal{X}})$ such that $E_1 = (T_1)^{\frac{c_1-1}{2}} \circ G_1$, $c_1 \in (1, 2]$, and $\|G_1\|_{\mathcal{L}_2(\mathcal{H}_{\mathcal{M}}, \mathcal{H}_{\mathcal{D}} \otimes \mathcal{H}_{\mathcal{X}})}^2 \leq \zeta_1$.

Assumption 15 (Smoothness of mean embedding $\mu_{x_2}(d_1, x_1)$). Assume

- 1. The conditional expectation operator E_4 is well specified as a Hilbert-Schmidt operator between RKHSs, i.e. $E_4 \in \mathcal{L}_2(\mathcal{H}_{\mathcal{X}}, \mathcal{H}_{\mathcal{D}} \otimes \mathcal{H}_{\mathcal{X}})$, where $E_4 : \mathcal{H}_{\mathcal{X}} \rightarrow \mathcal{H}_{\mathcal{D}} \otimes \mathcal{H}_{\mathcal{X}}$, $f(\cdot) \mapsto \mathbb{E}\{f(X_2)|D_1 = \cdot, X_1 = \cdot\}$.
- 2. The conditional expectation operator is a particularly smooth element of $\mathcal{L}_2(\mathcal{H}_{\mathcal{X}}, \mathcal{H}_{\mathcal{D}} \otimes \mathcal{H}_{\mathcal{X}})$. Formally, define the covariance operator $T_4 := \mathbb{E}[\{\phi(D_1) \otimes \phi(X_1)\} \otimes \{\phi(D_1) \otimes \phi(X_1)\}]$ for $\mathcal{L}_2(\mathcal{H}_{\mathcal{X}}, \mathcal{H}_{\mathcal{D}} \otimes \mathcal{H}_{\mathcal{X}})$. We assume there exists $G_4 \in \mathcal{L}_2(\mathcal{H}_{\mathcal{X}}, \mathcal{H}_{\mathcal{D}} \otimes \mathcal{H}_{\mathcal{X}})$ such that $E_4 = (T_4)^{\frac{c_4-1}{2}} \circ G_4$, $c_4 \in (1, 2]$, and $\|G_4\|_{\mathcal{L}_2(\mathcal{H}_{\mathcal{X}}, \mathcal{H}_{\mathcal{D}} \otimes \mathcal{H}_{\mathcal{X}})}^2 \leq \zeta_4$.

Assumption 16 (Smoothness of mean embedding $\nu_{x_2}(d_1, x_1)$). Assume

1. The conditional expectation operator E_5 is well specified as a Hilbert-Schmidt operator between RKHSs, i.e. $E_5 \in \mathcal{L}_2(\mathcal{H}_{\mathcal{X}}, \mathcal{H}_{\mathcal{D}} \otimes \mathcal{H}_{\mathcal{X}})$, where $E_5 : \mathcal{H}_{\mathcal{X}} \rightarrow \mathcal{H}_{\mathcal{D}} \otimes \mathcal{H}_{\mathcal{X}}$, $f(\cdot) \mapsto \mathbb{E}_{\mathbb{P}}\{f(X_2)|D_1 = \cdot, X_1 = \cdot\}$.
2. The conditional expectation operator is a particularly smooth element of $\mathcal{L}_2(\mathcal{H}_{\mathcal{X}}, \mathcal{H}_{\mathcal{D}} \otimes \mathcal{H}_{\mathcal{X}})$. Formally, define the covariance operator $T_5 := \mathbb{E}_{\mathbb{P}}[\{\phi(D_1) \otimes \phi(X_1)\} \otimes \{\phi(D_1) \otimes \phi(X_1)\}]$ for $\mathcal{L}_2(\mathcal{H}_{\mathcal{X}}, \mathcal{H}_{\mathcal{D}} \otimes \mathcal{H}_{\mathcal{X}})$. We assume there exists $G_5 \in \mathcal{L}_2(\mathcal{H}_{\mathcal{X}}, \mathcal{H}_{\mathcal{D}} \otimes \mathcal{H}_{\mathcal{X}})$ such that $E_5 = (T_5)^{\frac{c_5-1}{2}} \circ G_5$, $c_5 \in (1, 2]$, and $\|G_5\|_{\mathcal{L}_2(\mathcal{H}_{\mathcal{X}}, \mathcal{H}_{\mathcal{D}} \otimes \mathcal{H}_{\mathcal{X}})}^2 \leq \zeta_5$.

Assumption 17 (Smoothness of regression operator E_8). Assume

1. The conditional expectation operator E_8 is well specified as a Hilbert-Schmidt operator between RKHSs, i.e. $E_8 \in \mathcal{L}_2(\mathcal{H}_{\mathcal{Y}}, \mathcal{H}_{\mathcal{D}} \otimes \mathcal{H}_{\mathcal{M}} \otimes \mathcal{H}_{\mathcal{X}})$, where $E_8 : \mathcal{H}_{\mathcal{Y}} \rightarrow \mathcal{H}_{\mathcal{D}} \otimes \mathcal{H}_{\mathcal{M}} \otimes \mathcal{H}_{\mathcal{X}}$, $f(\cdot) \mapsto \mathbb{E}\{f(Y)|D = \cdot, M = \cdot, X = \cdot\}$.
2. The conditional expectation operator is a particularly smooth element of $\mathcal{L}_2(\mathcal{H}_{\mathcal{Y}}, \mathcal{H}_{\mathcal{D}} \otimes \mathcal{H}_{\mathcal{M}} \otimes \mathcal{H}_{\mathcal{X}})$. Formally, define the covariance operator $T_8 := \mathbb{E}[\{\phi(D) \otimes \phi(M) \otimes \phi(X)\} \otimes \{\phi(D) \otimes \phi(M) \otimes \phi(X)\}]$ for $\mathcal{L}_2(\mathcal{H}_{\mathcal{Y}}, \mathcal{H}_{\mathcal{D}} \otimes \mathcal{H}_{\mathcal{M}} \otimes \mathcal{H}_{\mathcal{X}})$. We assume there exists $G_8 \in \mathcal{L}_2(\mathcal{H}_{\mathcal{Y}}, \mathcal{H}_{\mathcal{D}} \otimes \mathcal{H}_{\mathcal{M}} \otimes \mathcal{H}_{\mathcal{X}})$ such that $E_8 = (T_8)^{\frac{c_8-1}{2}} \circ G_8$, $c_8 \in (1, 2]$, and $\|G_8\|_{\mathcal{L}_2(\mathcal{H}_{\mathcal{Y}}, \mathcal{H}_{\mathcal{D}} \otimes \mathcal{H}_{\mathcal{M}} \otimes \mathcal{H}_{\mathcal{X}})}^2 \leq \zeta_8$.

Assumption 18 (Smoothness of regression operator E_9). Assume

1. The conditional expectation operator E_9 is well specified as a Hilbert-Schmidt operator between RKHSs, i.e. $E_9 \in \mathcal{L}_2(\mathcal{H}_{\mathcal{Y}}, \mathcal{H}_{\mathcal{D}} \otimes \mathcal{H}_{\mathcal{D}} \otimes \mathcal{H}_{\mathcal{X}} \otimes \mathcal{H}_{\mathcal{X}})$, where $E_9 : \mathcal{H}_{\mathcal{Y}} \rightarrow \mathcal{H}_{\mathcal{D}} \otimes \mathcal{H}_{\mathcal{D}} \otimes \mathcal{H}_{\mathcal{X}} \otimes \mathcal{H}_{\mathcal{X}}$, $f(\cdot) \mapsto \mathbb{E}\{f(Y)|D_1 = \cdot, D_2 = \cdot, X_1 = \cdot, X_2 = \cdot\}$.
2. The conditional expectation operator is a particularly smooth element of $\mathcal{L}_2(\mathcal{H}_{\mathcal{Y}}, \mathcal{H}_{\mathcal{D}} \otimes \mathcal{H}_{\mathcal{D}} \otimes \mathcal{H}_{\mathcal{X}} \otimes \mathcal{H}_{\mathcal{X}})$. Formally, define the covariance operator $T_9 := \mathbb{E}[\{\phi(D_1) \otimes \phi(D_2) \otimes \phi(X_1) \otimes \phi(X_2)\} \otimes \{\phi(D_1) \otimes \phi(D_2) \otimes \phi(X_1) \otimes \phi(X_2)\}]$ for $\mathcal{L}_2(\mathcal{H}_{\mathcal{Y}}, \mathcal{H}_{\mathcal{D}} \otimes \mathcal{H}_{\mathcal{D}} \otimes \mathcal{H}_{\mathcal{X}} \otimes \mathcal{H}_{\mathcal{X}})$. We assume there exists $G_9 \in \mathcal{L}_2(\mathcal{H}_{\mathcal{Y}}, \mathcal{H}_{\mathcal{D}} \otimes \mathcal{H}_{\mathcal{D}} \otimes \mathcal{H}_{\mathcal{X}} \otimes \mathcal{H}_{\mathcal{X}})$ such that $E_9 = (T_9)^{\frac{c_9-1}{2}} \circ G_9$, $c_9 \in (1, 2]$, and $\|G_9\|_{\mathcal{L}_2(\mathcal{H}_{\mathcal{Y}}, \mathcal{H}_{\mathcal{D}} \otimes \mathcal{H}_{\mathcal{D}} \otimes \mathcal{H}_{\mathcal{X}} \otimes \mathcal{H}_{\mathcal{X}})}^2 \leq \zeta_9$.

F.1.3 Interpreting smoothness for tensor products

Another way to interpret the smoothness assumption for a tensor product RKHS follows from manipulation of the product kernel. For simplicity, consider $k(w, w') = k_1(w_1, w'_1)k_2(w_2, w'_2)$ where k_1 and k_2 are exponentiated quadratic kernels over $\mathcal{W} \subset \mathbb{R}$. Define the vector of differences $v = w - w'$. Then

$$k(w, w') = \exp\left(-\frac{1}{2} \frac{v_1^2}{\iota_1^2}\right) \exp\left(-\frac{1}{2} \frac{v_2^2}{\iota_2^2}\right) = \exp\left\{-\frac{1}{2} v^\top \begin{pmatrix} \iota_1^{-2} & 0 \\ 0 & \iota_2^{-2} \end{pmatrix} v\right\}.$$

In summary, the product of exponentiated quadratic kernels over scalars is an exponentiated quadratic kernel over vectors. Therefore a tensor product of exponentiated quadratic RKHSs \mathcal{H}_1 and \mathcal{H}_2 begets an exponentiated quadratic RKHS $\mathcal{H} = \mathcal{H}_1 \otimes \mathcal{H}_2$, for which the smoothness and spectral decay conditions admit their usual interpretation. The same is true anytime that products of kernels beget a recognizable kernel.

F.2 Lemmas

F.2.1 Regression

For expositional purposes, we summarize classic results for the kernel ridge regression estimator $\hat{\gamma}$ for $\gamma_0(w) := \mathbb{E}(Y|W = w)$. As in Section 3, we denote the concatenation of regressors by W . For mediation analysis, $W = (D, M, X)$; for dynamic responses, $W = (D_1, D_2, X_1, X_2)$. Consider the following notation:

$$\begin{aligned} \gamma_0 &= \operatorname{argmin}_{\gamma \in \mathcal{H}} \mathcal{E}(\gamma), \quad \mathcal{E}(\gamma) = \mathbb{E}[\{Y - \gamma(W)\}^2]; \\ \hat{\gamma} &= \operatorname{argmin}_{\gamma \in \mathcal{H}} \hat{\mathcal{E}}(\gamma), \quad \hat{\mathcal{E}}(\gamma) = \frac{1}{n} \sum_{i=1}^n \{Y_i - \gamma(W_i)\}^2 + \lambda \|\gamma\|_{\mathcal{H}}^2. \end{aligned}$$

Lemma 5 (Regression rate; Proposition 1 of Singh et al. (2020)). Suppose Assumptions 2, 3, and 4 hold. Set $\lambda = n^{-1/(c+1/b)}$. Then with probability $1 - \delta$, for n sufficiently large,

$$\|\hat{\gamma} - \gamma_0\|_{\mathcal{H}} \leq r_\gamma(n, \delta, b, c) := C \ln(4/\delta) \cdot n^{-\frac{1}{2} \frac{c-1}{c+1/b}}.$$

where C is a constant independent of n and δ .

F.2.2 Unconditional mean embedding

For expositional purposes, we summarize classic results for the unconditional mean embedding estimator $\hat{\mu}_w$ for $\mu_w := \mathbb{E}\{\phi(W)\}$. We let W be a generic random variable which we instantiate differently for different causal parameters.

Lemma 6 (Mean embedding rate; Proposition 2 of Singh et al. (2020)). Suppose Assumptions 2 and 3 hold. Then with probability $1 - \delta$,

$$\|\hat{\mu}_w - \mu_w\|_{\mathcal{H}_W} \leq r_\mu(n, \delta) := \frac{4\kappa_w \ln(2/\delta)}{\sqrt{n}}.$$

We quote a result that appeals to Bennett inequality. Altun and Smola (2006, Theorem 15) originally prove this rate by McDiarmid inequality. See Smola et al. (2007, Theorem 2) for an argument via Rademacher complexity. See Tolstikhin et al. (2017, Proposition A.1) for an improved constant and the proof that the rate is minimax optimal.

Remark 3. Note that in various applications, κ_w varies.

1. Mediation analysis: with probability $1 - \delta$, $\forall d \in \mathcal{D}$

$$\begin{aligned} & \left\| \frac{1}{n} \sum_{i=1}^n \{\mu_m(d, X_i) \otimes \phi(X_i)\} - \int \{\mu_m(d, x) \otimes \phi(x)\} d\mathbb{P}(x) \right\|_{\mathcal{H}_M \otimes \mathcal{H}_X} \\ & \leq r_\mu^{ME}(n, \delta) := \frac{4\kappa_m \kappa_x \ln(2/\delta)}{\sqrt{n}}. \end{aligned}$$

2. Dynamic response

- (a) θ_0^{GF} : with probability $1 - \delta$, $\forall d_1 \in \mathcal{D}$

$$\begin{aligned} & \left\| \frac{1}{n} \sum_{i=1}^n \{\phi(X_{1i}) \otimes \mu_{x_2}(d_1, X_{1i})\} - \int \{\phi(x_1) \otimes \mu_{x_2}(d_1, x_1)\} d\mathbb{P}(x_1) \right\|_{\mathcal{H}_X \otimes \mathcal{H}_X} \\ & \leq r_\mu^{GF}(n, \delta) := \frac{4\kappa_x^2 \ln(2/\delta)}{\sqrt{n}}. \end{aligned}$$

- (b) θ_0^{DS} : with probability $1 - \delta$, $\forall d_1 \in \mathcal{D}$

$$\begin{aligned} & \left\| \frac{1}{n} \sum_{i=1}^n \{\phi(\tilde{X}_{1i}) \otimes \mu_{x_2}(d_1, \tilde{X}_{1i})\} - \int \{\phi(x_1) \otimes \mu_{x_2}(d_1, x_1)\} d\tilde{\mathbb{P}}(x_1) \right\|_{\mathcal{H}_X \otimes \mathcal{H}_X} \\ & \leq r_\nu^{DS}(\tilde{n}, \delta) := \frac{4\kappa_x^2 \ln(2/\delta)}{\sqrt{\tilde{n}}}. \end{aligned}$$

F.2.3 Conditional expectation operator and conditional mean embedding

As in Sections 4 and 5 as well as Appendix B, we consider the abstract operator $E_\ell \in \mathcal{L}_2(\mathcal{H}_{\mathcal{A}_\ell}, \mathcal{H}_{\mathcal{B}_\ell})$, where \mathcal{A}_ℓ and \mathcal{B}_ℓ are spaces that can be instantiated for different causal parameters.

Consider the definitions

$$E_\ell = \underset{E \in \mathcal{L}_2(\mathcal{H}_{\mathcal{A}_\ell}, \mathcal{H}_{\mathcal{B}_\ell})}{\operatorname{argmin}} \mathcal{E}(E), \quad \mathcal{E}(E) = \mathbb{E}[\{\phi(A_\ell) - E^* \phi(B_\ell)\}^2];$$

$$\hat{E}_\ell = \underset{E \in \mathcal{L}_2(\mathcal{H}_{\mathcal{A}_\ell}, \mathcal{H}_{\mathcal{B}_\ell})}{\operatorname{argmin}} \hat{\mathcal{E}}(E), \quad \hat{\mathcal{E}}(E) = \frac{1}{n} \sum_{i=1}^n [\phi(A_{\ell i}) - E^* \phi(B_{\ell i})]^2 + \lambda_\ell \|E\|_{\mathcal{L}_2(\mathcal{H}_{\mathcal{A}_\ell}, \mathcal{H}_{\mathcal{B}_\ell})}^2.$$

Lemma 7 (Conditional mean embedding rate; Proposition 3 of Singh et al. (2020)). Suppose Assumptions 2, 3, and 5 hold. Set $\lambda_\ell = n^{-1/(c_\ell+1/b_\ell)}$. Then with probability $1 - \delta$, for n sufficiently large,

$$\|\hat{E}_\ell - E_\ell\|_{\mathcal{L}_2} \leq r_E(\delta, n, b_\ell, c_\ell) := C \ln(4/\delta) \cdot n^{-\frac{1}{2} \frac{c_\ell-1}{c_\ell+1/b_\ell}}$$

Moreover, $\forall b \in \mathcal{B}_\ell$

$$\|\hat{\mu}_a(b) - \mu_a(b)\|_{\mathcal{H}_{\mathcal{A}_\ell}} \leq r_\mu(\delta, n, b_\ell, c_\ell) := \kappa_b \cdot r_E(\delta, n, b_\ell, c_\ell).$$

Remark 4. Note that in various applications, κ_a and κ_b vary.

1. Mediation analysis: $\kappa_a = \kappa_m$, $\kappa_b = \kappa_d \kappa_x$.
2. Dynamic response: $\kappa_a = \kappa_x$, $\kappa_b = \kappa_d \kappa_x$.
3. Counterfactual distributions

(a) Mediation analysis: $\kappa_a = \kappa_y$, $\kappa_b = \kappa_d \kappa_m \kappa_x$.

(b) Dynamic response: $\kappa_a = \kappa_y$, $\kappa_b = \kappa_d^2 \kappa_x^2$.

F.3 Main results

Appealing to Lemmas 5, 6, and 7 we now prove consistency for (i) mediated responses, (ii) dynamic responses, and (iii) counterfactual distributions.

F.3.1 Mediation analysis

To lighten notation, define $\Delta_m := \frac{1}{n} \sum_{i=1}^n \{\hat{\mu}_m(d, X_i) \otimes \phi(X_i)\} - \int \{\mu_m(d, x) \otimes \phi(x)\} d\mathbb{P}(x)$.

Proposition 2. Suppose Assumptions 2, 3, and 14 hold. Then with probability $1 - 2\delta$,

$$\|\Delta_m\|_{\mathcal{H}_{\mathcal{M}} \otimes \mathcal{H}_{\mathcal{X}}} \leq \kappa_x \cdot r_{\mu}^{ME}(n, \delta, b_1, c_1) + r_{\mu}^{ME}(n, \delta).$$

Proof. By triangle inequality,

$$\begin{aligned} \|\Delta_m\|_{\mathcal{H}_{\mathcal{M}} \otimes \mathcal{H}_{\mathcal{X}}} &\leq \left\| \frac{1}{n} \sum_{i=1}^n \{\hat{\mu}_m(d, X_i) \otimes \phi(X_i)\} - \{\mu_m(d, X_i) \otimes \phi(X_i)\} \right\|_{\mathcal{H}_{\mathcal{M}} \otimes \mathcal{H}_{\mathcal{X}}} \\ &\quad + \left\| \frac{1}{n} \sum_{i=1}^n \{\mu_m(d, X_i) \otimes \phi(X_i)\} - \int \{\mu_m(d, x) \otimes \phi(x)\} d\mathbb{P}(x) \right\|_{\mathcal{H}_{\mathcal{M}} \otimes \mathcal{H}_{\mathcal{X}}}. \end{aligned}$$

Focusing on the former term, by Lemma 7

$$\begin{aligned} &\left\| \frac{1}{n} \sum_{i=1}^n \{\hat{\mu}_m(d, X_i) \otimes \phi(X_i)\} - \{\mu_m(d, X_i) \otimes \phi(X_i)\} \right\|_{\mathcal{H}_{\mathcal{M}} \otimes \mathcal{H}_{\mathcal{X}}} \\ &= \left\| \frac{1}{n} \sum_{i=1}^n \{\hat{\mu}_m(d, X_i) - \mu_m(d, X_i)\} \otimes \phi(X_i) \right\|_{\mathcal{H}_{\mathcal{M}} \otimes \mathcal{H}_{\mathcal{X}}} \\ &\leq \kappa_x \cdot \sup_{x \in \mathcal{X}} \|\hat{\mu}_m(d, x) - \mu_m(d, x)\|_{\mathcal{H}_{\mathcal{M}}} \\ &\leq \kappa_x \cdot r_{\mu}^{ME}(n, \delta, b_1, c_1). \end{aligned}$$

Focusing on the latter term, by Lemma 6

$$\left\| \frac{1}{n} \sum_{i=1}^n \{\mu_m(d, X_i) \otimes \phi(X_i)\} - \int \{\mu_m(d, x) \otimes \phi(x)\} d\mathbb{P}(x) \right\|_{\mathcal{H}_{\mathcal{M}} \otimes \mathcal{H}_{\mathcal{X}}} \leq r_{\mu}^{ME}(n, \delta).$$

□

Proof of Theorem 3. Observe that

$$\begin{aligned} &\hat{\theta}^{ME}(d, d') - \theta_0^{ME}(d, d') \\ &= \langle \hat{\gamma}, \phi(d') \otimes \frac{1}{n} \sum_{i=1}^n \{\hat{\mu}_m(d, X_i) \otimes \phi(X_i)\} \rangle_{\mathcal{H}} - \langle \gamma_0, \phi(d') \otimes \int \{\mu_m(d, x) \otimes \phi(x)\} d\mathbb{P}(x) \rangle_{\mathcal{H}} \\ &= \langle \hat{\gamma}, \phi(d') \otimes \Delta_m \rangle_{\mathcal{H}} + \langle (\hat{\gamma} - \gamma_0), \phi(d') \otimes \int \{\mu_m(d, x) \otimes \phi(x)\} d\mathbb{P}(x) \rangle_{\mathcal{H}} \\ &= \langle (\hat{\gamma} - \gamma_0), \phi(d') \otimes \Delta_m \rangle_{\mathcal{H}} \\ &\quad + \langle \gamma_0, \phi(d') \otimes \Delta_m \rangle_{\mathcal{H}} + \langle (\hat{\gamma} - \gamma_0), \phi(d') \otimes \int \{\mu_m(d, x) \otimes \phi(x)\} d\mathbb{P}(x) \rangle_{\mathcal{H}}. \end{aligned}$$

Therefore by Lemmas 5, 6, and 7 as well as Proposition 2, with probability $1 - 3\delta$

$$\begin{aligned}
& |\hat{\theta}^{ME}(d, d') - \theta_0^{ME}(d, d')| \\
& \leq \|\hat{\gamma} - \gamma_0\|_{\mathcal{H}} \|\phi(d')\|_{\mathcal{H}_{\mathcal{D}}} \|\Delta_m\|_{\mathcal{H}_{\mathcal{M}} \otimes \mathcal{H}_{\mathcal{X}}} \\
& \quad + \|\gamma_0\|_{\mathcal{H}} \|\phi(d')\|_{\mathcal{H}_{\mathcal{D}}} \|\Delta_m\|_{\mathcal{H}_{\mathcal{M}} \otimes \mathcal{H}_{\mathcal{X}}} \\
& \quad + \|\hat{\gamma} - \gamma_0\|_{\mathcal{H}} \|\phi(d')\|_{\mathcal{H}_{\mathcal{D}}} \left\| \int \{\mu_m(d, x) \otimes \phi(x)\} d\mathbb{P}(x) \right\|_{\mathcal{H}_{\mathcal{M}} \otimes \mathcal{H}_{\mathcal{X}}} \\
& \leq \kappa_d \cdot r_{\gamma}(n, \delta, b, c) \cdot \{\kappa_x \cdot r_{\mu}^{ME}(n, \delta, b_1, c_1) + r_{\mu}^{ME}(n, \delta)\} \\
& \quad + \kappa_d \cdot \|\gamma_0\|_{\mathcal{H}} \cdot \{\kappa_x \cdot r_{\mu}^{ME}(n, \delta, b_1, c_1) + r_{\mu}^{ME}(n, \delta)\} \\
& \quad + \kappa_m \kappa_d \kappa_x \cdot r_{\gamma}(n, \delta, b, c) \\
& = O\left(n^{-\frac{1}{2} \frac{c-1}{c+1/b}} + n^{-\frac{1}{2} \frac{c_1-1}{c_1+1/b_1}}\right).
\end{aligned}$$

Likewise for the incremental responses. □

F.3.2 Dynamic responses

To lighten notation, define

$$\begin{aligned}
\Delta_p &:= \frac{1}{n} \sum_{i=1}^n \{\phi(X_{1i}) \otimes \hat{\mu}_{x_2}(d_1, X_{1i})\} - \int \{\phi(x_1) \otimes \mu_{x_2}(d_1, x_1)\} d\mathbb{P}(x_1), \\
\Delta_q &:= \frac{1}{n} \sum_{i=1}^n \{\phi(X_{1i}) \otimes \hat{\nu}_{x_2}(d_1, X_{1i})\} - \int \{\phi(x_1) \otimes \nu_{x_2}(d_1, x_1)\} d\tilde{\mathbb{P}}(x_1).
\end{aligned}$$

Proposition 3. Suppose Assumptions 2 and 3 hold.

1. If in addition Assumption 15 holds then with probability $1 - 2\delta$

$$\|\Delta_p\|_{\mathcal{H}_{\mathcal{X}} \otimes \mathcal{H}_{\mathcal{X}}} \leq \kappa_x \cdot r_{\mu}^{GF}(n, \delta, b_4, c_4) + r_{\mu}^{GF}(n, \delta).$$

2. If in addition Assumption 16 holds then with probability $1 - 2\delta$

$$\|\Delta_q\|_{\mathcal{H}_{\mathcal{X}} \otimes \mathcal{H}_{\mathcal{X}}} \leq \kappa_x \cdot r_{\nu}^{DS}(\tilde{n}, \delta, c_5) + r_{\nu}^{DS}(\tilde{n}, \delta).$$

Proof. We prove the result for θ_0^{GF} . The argument for θ_0^{DS} is identical. By triangle inequality,

$$\begin{aligned}
\|\Delta_p\|_{\mathcal{H}_{\mathcal{X}} \otimes \mathcal{H}_{\mathcal{X}}} & \leq \left\| \frac{1}{n} \sum_{i=1}^n \{\phi(X_{1i}) \otimes \hat{\mu}_{x_2}(d_1, X_{1i})\} - \{\phi(X_{1i}) \otimes \mu_{x_2}(d_1, X_{1i})\} \right\|_{\mathcal{H}_{\mathcal{X}} \otimes \mathcal{H}_{\mathcal{X}}} \\
& \quad + \left\| \frac{1}{n} \sum_{i=1}^n \{\phi(X_{1i}) \otimes \mu_{x_2}(d_1, X_{1i})\} - \int \{\phi(x_1) \otimes \mu_{x_2}(d_1, x_1)\} d\mathbb{P}(x_1) \right\|_{\mathcal{H}_{\mathcal{X}} \otimes \mathcal{H}_{\mathcal{X}}}.
\end{aligned}$$

Focusing on the former term, by Lemma 7

$$\begin{aligned}
& \left\| \frac{1}{n} \sum_{i=1}^n \{ \phi(X_{1i}) \otimes \hat{\mu}_{x_2}(d_1, X_{1i}) \} - \{ \phi(X_{1i}) \otimes \mu_{x_2}(d_1, X_{1i}) \} \right\|_{\mathcal{H}_{\mathcal{X}} \otimes \mathcal{H}_{\mathcal{X}}} \\
&= \left\| \frac{1}{n} \sum_{i=1}^n \phi(X_{1i}) \otimes \{ \hat{\mu}_{x_2}(d_1, X_{1i}) - \mu_{x_2}(d_1, X_{1i}) \} \right\|_{\mathcal{H}_{\mathcal{X}} \otimes \mathcal{H}_{\mathcal{X}}} \\
&\leq \kappa_x \cdot \sup_{x_1 \in \mathcal{X}} \| \hat{\mu}_{x_2}(d_1, x_1) - \mu_{x_2}(d_1, x_1) \|_{\mathcal{H}_{\mathcal{X}}} \\
&\leq \kappa_x \cdot r_{\mu}^{GF}(n, \delta, b_4, c_4).
\end{aligned}$$

Focusing on the latter term, by Lemma 6

$$\left\| \frac{1}{n} \sum_{i=1}^n \{ \phi(X_{1i}) \otimes \mu_{x_2}(d_1, X_{1i}) \} - \int \{ \phi(x_1) \otimes \mu_{x_2}(d_1, x_1) \} d\mathbb{P}(x_1) \right\|_{\mathcal{H}_{\mathcal{X}} \otimes \mathcal{H}_{\mathcal{X}}} \leq r_{\mu}^{GF}(n, \delta).$$

□

Proof of Theorem 7. We consider each dynamic response parameter.

1. θ_0^{GF} . Observe that

$$\begin{aligned}
& \hat{\theta}^{GF}(d_1, d_2) - \theta_0^{GF}(d_1, d_2) \\
&= \langle \hat{\gamma}, \phi(d_1) \otimes \phi(d_2) \otimes \frac{1}{n} \sum_{i=1}^n \{ \phi(X_{1i}) \otimes \hat{\mu}_{x_2}(d_1, X_{1i}) \} \rangle_{\mathcal{H}} \\
&\quad - \langle \gamma_0, \phi(d_1) \otimes \phi(d_2) \otimes \int \phi(x_1) \otimes \mu_{x_2}(d_1, x_1) d\mathbb{P}(x_1) \rangle_{\mathcal{H}} \\
&= \langle \hat{\gamma}, \phi(d_1) \otimes \phi(d_2) \otimes \Delta_p \rangle_{\mathcal{H}} \\
&\quad + \langle (\hat{\gamma} - \gamma_0), \phi(d_1) \otimes \phi(d_2) \otimes \int \phi(x_1) \otimes \mu_{x_2}(d_1, x_1) d\mathbb{P}(x_1) \rangle_{\mathcal{H}} \\
&= \langle (\hat{\gamma} - \gamma_0), \phi(d_1) \otimes \phi(d_2) \otimes \Delta_p \rangle_{\mathcal{H}} \\
&\quad + \langle \gamma_0, \phi(d_1) \otimes \phi(d_2) \otimes \Delta_p \rangle_{\mathcal{H}} \\
&\quad + \langle (\hat{\gamma} - \gamma_0), \phi(d_1) \otimes \phi(d_2) \otimes \int \phi(x_1) \otimes \mu_{x_2}(d_1, x_1) d\mathbb{P}(x_1) \rangle_{\mathcal{H}}.
\end{aligned}$$

Therefore by Lemmas 5, 6, and 7 as well as Proposition 3, with probability $1 - 3\delta$

$$\begin{aligned}
& |\hat{\theta}^{GF}(d_1, d_2) - \theta_0^{GF}(d_1, d_2)| \\
& \leq \|\hat{\gamma} - \gamma_0\|_{\mathcal{H}} \|\phi(d_1)\|_{\mathcal{H}_{\mathcal{D}}} \|\phi(d_2)\|_{\mathcal{H}_{\mathcal{D}}} \|\Delta_p\|_{\mathcal{H}_{\mathcal{X}} \otimes \mathcal{H}_{\mathcal{X}}} \\
& \quad + \|\gamma_0\|_{\mathcal{H}} \|\phi(d_1)\|_{\mathcal{H}_{\mathcal{D}}} \|\phi(d_2)\|_{\mathcal{H}_{\mathcal{D}}} \|\Delta_p\|_{\mathcal{H}_{\mathcal{X}} \otimes \mathcal{H}_{\mathcal{X}}} \\
& \quad + \|\hat{\gamma} - \gamma_0\|_{\mathcal{H}} \|\phi(d_1)\|_{\mathcal{H}_{\mathcal{D}}} \|\phi(d_2)\|_{\mathcal{H}_{\mathcal{D}}} \times \left\| \int \{\phi(x_1) \otimes \mu_{x_2}(d_1, x_1)\} d\mathbb{P}(x_1) \right\|_{\mathcal{H}_{\mathcal{X}} \otimes \mathcal{H}_{\mathcal{X}}} \\
& \leq \kappa_d^2 \cdot r_{\gamma}(n, \delta, b, c) \cdot \{\kappa_x \cdot r_{\mu}^{GF}(n, \delta, b_4, c_4) + r_{\mu}^{GF}(n, \delta)\} \\
& \quad + \kappa_d^2 \cdot \|\gamma_0\|_{\mathcal{H}} \cdot \{\kappa_x \cdot r_{\mu}^{GF}(n, \delta, b_4, c_4) + r_{\mu}^{GF}(n, \delta)\} \\
& \quad + \kappa_d^2 \kappa_x^2 \cdot r_{\gamma}(n, \delta, b, c) \\
& = O\left(n^{-\frac{1}{2} \frac{c-1}{c+1/b}} + n^{-\frac{1}{2} \frac{c_4-1}{c_4+1/b_4}}\right).
\end{aligned}$$

2. θ_0^{DS} . By the same argument

$$\begin{aligned}
& |\hat{\theta}^{DS}(d_1, d_2) - \theta_0^{DS}(d_1, d_2)| \\
& \leq \kappa_d^2 \cdot r_{\gamma}(n, \delta, b, c) \cdot \{\kappa_x \cdot r_{\nu}^{DS}(\tilde{n}, \delta, c_5) + r_{\nu}^{DS}(\tilde{n}, \delta)\} \\
& \quad + \kappa_d^2 \cdot \|\gamma_0\|_{\mathcal{H}} \cdot \{\kappa_x \cdot r_{\nu}^{DS}(\tilde{n}, \delta, c_5) + r_{\nu}^{DS}(\tilde{n}, \delta)\} \\
& \quad + \kappa_d^2 \kappa_x^2 \cdot r_{\gamma}(n, \delta, b, c) \\
& = O\left(n^{-\frac{1}{2} \frac{c-1}{c+1/b}} + \tilde{n}^{-\frac{1}{2} \frac{c_5-1}{c_5+1/b_5}}\right).
\end{aligned}$$

Likewise for the incremental effects. □

F.3.3 Counterfactual distributions

Proof of Theorem 11. The argument is analogous to Theorems 3 and 7, replacing $\|\gamma_0\|_{\mathcal{H}}$ with $\|E_8\|_{\mathcal{L}_2}$ or $\|E_9\|_{\mathcal{L}_2}$ and replacing $r_{\gamma}(n, \delta, b, c)$ with $r_E(n, \delta, b_8, c_8)$ or $r_E(n, \delta, b_9, c_9)$. □

G Semiparametric inference proofs

In this appendix, we (i) present technical lemmas for regression; (ii) appeal to these lemmas to prove $n^{-1/2}$ consistency, finite sample Gaussian approximation, and semiparametric efficiency of mediation analysis and dynamic treatment effects.

G.1 Lemmas

Recall the various nonparametric objects required for inference. For mediation analysis,

$$\begin{aligned}\gamma_0(d, m, x) &= \mathbb{E}(Y|D = d, M = m, X = x), \\ \pi_0(d; x) &= \mathbb{P}(D = d|X = x), \\ \rho_0(d; m, x) &= \mathbb{P}(D = d|M = m, X = x), \\ \omega_0(d, d'; x) &= \int \gamma_0(d', m, x) d\mathbb{P}(m|d, x).\end{aligned}$$

For dynamic treatment effects,

$$\begin{aligned}\gamma_0(d_1, d_2, x_1, x_2) &= \mathbb{E}(Y|D_1 = d_1, D_2 = d_2, X_1 = x_1, X_2 = x_2), \\ \pi_0(d_1; x_1) &= \mathbb{P}(D_1 = d_1|X_1 = x_1), \\ \rho_0(d_2; d_1, x_1, x_2) &= \mathbb{P}(D_2 = d_2|D_1 = d_1, X_1 = x_1, X_2 = x_2), \\ \omega_0(d_1, d_2; x_1) &= \int \gamma_0(d_1, d_2, x_1, x_2) d\mathbb{P}(x_2|d_1, x_1).\end{aligned}$$

We begin by summarizing rates for these various quantities.

G.1.1 Response curve rate

To begin, we provide a uniform rate for ω_0 , using nonparametric techniques developed in Appendix F.

Proposition 4 (Uniform ω rate). Suppose Assumptions 2, 3, and 4 hold.

1. If in addition Assumption 14 holds then for mediation analysis, with probability $1 - 2\delta$,

$$\begin{aligned}\|\hat{\omega} - \omega_0\|_\infty &\leq r_\omega^{ME}(n, \delta, b, c, b_1, c_1) \\ &:= \kappa_d \kappa_x \cdot r_\gamma(n, \delta, b, c) \cdot r_\mu^{ME}(n, \delta, b_1, c_1) + \kappa_d \kappa_x \cdot \|\gamma_0\|_{\mathcal{H}} \cdot r_\mu^{ME}(n, \delta, b_1, c_1) \\ &\quad + \kappa_d \kappa_m \kappa_x \cdot r_\gamma(n, \delta, b, c).\end{aligned}$$

We summarize the rate as $r_\omega^{ME}(n, b, c, b_1, c_1) = O\left(n^{-\frac{1}{2} \frac{c-1}{c+1/b}} + n^{-\frac{1}{2} \frac{c_1-1}{c_1+1/b_1}}\right)$.

2. If in addition Assumption 15 holds then for dynamic treatment effects, with probability

$$1 - 2\delta$$

$$\begin{aligned} \|\hat{\omega} - \omega_0\|_\infty &\leq r_\omega^{GF}(n, \delta, b, c, b_4, c_4) \\ &:= \kappa_d^2 \kappa_x \cdot r_\gamma(n, \delta, b, c) \cdot r_\mu^{GF}(n, \delta, b_4, c_4) + \kappa_d^2 \kappa_x \cdot \|\gamma_0\|_{\mathcal{H}} \cdot r_\mu^{GF}(n, \delta, b_4, c_4) \\ &\quad + \kappa_d^2 \kappa_x^2 \cdot r_\gamma(n, \delta, b, c). \end{aligned}$$

We summarize the rate as $r_\omega^{GF}(n, b, c, b_4, c_4) = O\left(n^{-\frac{1}{2} \frac{c-1}{c+1/b}} + n^{-\frac{1}{2} \frac{c_4-1}{c_4+1/b_4}}\right)$.

Proof. We prove each result.

1. Mediation analysis. Fix (d, d', x) . Then

$$\begin{aligned} &\hat{\omega}(d, d'; x) - \omega_0(d, d'; x) \\ &= \langle \hat{\gamma}, \phi(d') \otimes \hat{\mu}_m(d, x) \otimes \phi(x) \rangle_{\mathcal{H}} - \langle \gamma_0, \phi(d') \otimes \mu_m(d, x) \otimes \phi(x) \rangle_{\mathcal{H}} \\ &= \langle \hat{\gamma}, \phi(d') \otimes \{\hat{\mu}_m(d, x) - \mu_m(d, x)\} \otimes \phi(x) \rangle_{\mathcal{H}} + \langle (\hat{\gamma} - \gamma_0), \phi(d') \otimes \mu_m(d, x) \otimes \phi(x) \rangle_{\mathcal{H}} \\ &= \langle (\hat{\gamma} - \gamma_0), \phi(d') \otimes \{\hat{\mu}_m(d, x) - \mu_m(d, x)\} \otimes \phi(x) \rangle_{\mathcal{H}} \\ &\quad + \langle \gamma_0, \phi(d') \otimes \{\hat{\mu}_m(d, x) - \mu_m(d, x)\} \otimes \phi(x) \rangle_{\mathcal{H}} \\ &\quad + \langle (\hat{\gamma} - \gamma_0), \phi(d') \otimes \mu_m(d, x) \otimes \phi(x) \rangle_{\mathcal{H}}. \end{aligned}$$

Therefore by Lemmas 5 and 7, with probability $1 - 2\delta$

$$\begin{aligned} &|\hat{\omega}(d, d'; x) - \omega_0(d, d'; x)| \\ &\leq \|\hat{\gamma} - \gamma_0\|_{\mathcal{H}} \|\phi(d')\|_{\mathcal{H}_{\mathcal{D}}} \|\hat{\mu}_m(d, x) - \mu_m(d, x)\|_{\mathcal{H}_{\mathcal{M}}} \|\phi(x)\|_{\mathcal{H}_{\mathcal{X}}} \\ &\quad + \|\gamma_0\|_{\mathcal{H}} \|\phi(d')\|_{\mathcal{H}_{\mathcal{D}}} \|\hat{\mu}_m(d, x) - \mu_m(d, x)\|_{\mathcal{H}_{\mathcal{M}}} \|\phi(x)\|_{\mathcal{H}_{\mathcal{X}}} \\ &\quad + \|\hat{\gamma} - \gamma_0\|_{\mathcal{H}} \|\phi(d')\|_{\mathcal{H}_{\mathcal{D}}} \|\mu_m(d, x)\|_{\mathcal{H}_{\mathcal{M}}} \|\phi(x)\|_{\mathcal{H}_{\mathcal{X}}} \\ &\leq \kappa_d \kappa_x \cdot r_\gamma(n, \delta, b, c) \cdot r_\mu^{ME}(n, \delta, b_1, c_1) + \kappa_d \kappa_x \cdot \|\gamma_0\|_{\mathcal{H}} \cdot r_\mu^{ME}(n, \delta, b_1, c_1) \\ &\quad + \kappa_d \kappa_m \kappa_x \cdot r_\gamma(n, \delta, b, c) \\ &= O\left(n^{-\frac{1}{2} \frac{c-1}{c+1/b}} + n^{-\frac{1}{2} \frac{c_1-1}{c_1+1/b_1}}\right). \end{aligned}$$

2. Dynamic treatment effect. Fix (d_1, d_2, x_1) . Then

$$\begin{aligned}
& \hat{\omega}(d_1, d_2; x_1) - \omega_0(d, d'; x_1) \\
&= \langle \hat{\gamma}, \phi(d_1) \otimes \phi(d_2) \otimes \phi(x_1) \otimes \hat{\mu}_{x_2}(d_1, x_1) \rangle_{\mathcal{H}} \\
&\quad - \langle \gamma_0, \phi(d_1) \otimes \phi(d_2) \otimes \phi(x_1) \otimes \mu_{x_2}(d_1, x_1) \rangle_{\mathcal{H}} \\
&= \langle \hat{\gamma}, \phi(d_1) \otimes \phi(d_2) \otimes \phi(x_1) \otimes \{\hat{\mu}_{x_2}(d_1, x_1) - \mu_{x_2}(d_1, x_1)\} \rangle_{\mathcal{H}} \\
&\quad + \langle (\hat{\gamma} - \gamma_0), \phi(d_1) \otimes \phi(d_2) \otimes \phi(x_1) \otimes \mu_{x_2}(d_1, x_1) \rangle_{\mathcal{H}} \\
&= \langle (\hat{\gamma} - \gamma_0), \phi(d_1) \otimes \phi(d_2) \otimes \phi(x_1) \otimes \{\hat{\mu}_{x_2}(d_1, x_1) - \mu_{x_2}(d_1, x_1)\} \rangle_{\mathcal{H}} \\
&\quad + \langle \gamma_0, \phi(d_1) \otimes \phi(d_2) \otimes \phi(x_1) \otimes \{\hat{\mu}_{x_2}(d_1, x_1) - \mu_{x_2}(d_1, x_1)\} \rangle_{\mathcal{H}} \\
&\quad + \langle (\hat{\gamma} - \gamma_0), \phi(d_1) \otimes \phi(d_2) \otimes \phi(x_1) \otimes \mu_{x_2}(d_1, x_1) \rangle_{\mathcal{H}}.
\end{aligned}$$

Therefore by Lemmas 5 and 7, with probability $1 - 2\delta$

$$\begin{aligned}
& |\hat{\omega}(d, d'; x) - \omega_0(d, d'; x)| \\
&\leq \|\hat{\gamma} - \gamma_0\|_{\mathcal{H}} \|\phi(d_1)\|_{\mathcal{H}_{\mathcal{D}}} \|\phi(d_2)\|_{\mathcal{H}_{\mathcal{D}}} \|\phi(x_1)\|_{\mathcal{H}_{\mathcal{X}}} \|\hat{\mu}_{x_2}(d_1, x_1) - \mu_{x_1}(d_1, x_1)\|_{\mathcal{H}_{\mathcal{X}}} \\
&\quad + \|\gamma_0\|_{\mathcal{H}} \|\phi(d_1)\|_{\mathcal{H}_{\mathcal{D}}} \|\phi(d_2)\|_{\mathcal{H}_{\mathcal{D}}} \|\phi(x_1)\|_{\mathcal{H}_{\mathcal{X}}} \|\hat{\mu}_{x_2}(d_1, x_1) - \mu_{x_1}(d_1, x_1)\|_{\mathcal{H}_{\mathcal{X}}} \\
&\quad + \|\hat{\gamma} - \gamma_0\|_{\mathcal{H}} \|\phi(d_1)\|_{\mathcal{H}_{\mathcal{D}}} \|\phi(d_2)\|_{\mathcal{H}_{\mathcal{D}}} \|\phi(x_1)\|_{\mathcal{H}_{\mathcal{X}}} \|\mu_{x_2}(d_1, x_1)\|_{\mathcal{H}_{\mathcal{X}}} \\
&\leq \kappa_d^2 \kappa_x \cdot r_{\gamma}(n, \delta, b, c) \cdot r_{\mu}^{GF}(n, \delta, b_4, c_4) + \kappa_d^2 \kappa_x \cdot \|\gamma_0\|_{\mathcal{H}} \cdot r_{\mu}^{GF}(n, \delta, b_4, c_4) \\
&\quad + \kappa_d^2 \kappa_x^2 \cdot r_{\gamma}(n, \delta, b, c) \\
&= O\left(n^{-\frac{1}{2} \frac{c-1}{c+1/b}} + n^{-\frac{1}{2} \frac{c_4-1}{c_4+1/b_4}}\right).
\end{aligned}$$

□

G.1.2 Mean square rate

Observe that $(\gamma_0, \pi_0, \rho_0)$ can be estimated by nonparametric regressions. We write an abstract result for kernel ridge regression then specialize it for these various nonparametric regressions. For the abstract result, write

$$\begin{aligned}
\gamma_0 &= \operatorname{argmin}_{\gamma \in \mathcal{H}} \mathcal{E}(\gamma), \quad \mathcal{E}(\gamma) = \mathbb{E}[\{Y - \gamma(W)\}^2], \\
\hat{\gamma} &= \operatorname{argmin}_{\gamma \in \mathcal{H}} \hat{\mathcal{E}}(\gamma), \quad \hat{\mathcal{E}}(\gamma) = \frac{1}{n} \sum_{i=1}^n \{Y_i - \gamma(W_i)\}^2 + \lambda \|\gamma\|_{\mathcal{H}}^2.
\end{aligned}$$

Define the mean square learning rate $\mathcal{R}(\hat{\gamma}_\ell)$ of $\hat{\gamma}_\ell$ trained on observations indexed by I_ℓ^c as

$$\mathcal{R}(\hat{\gamma}_\ell) = \mathbb{E}[\{\hat{\gamma}_\ell(W) - \gamma_0(W)\}^2 \mid I_\ell^c].$$

Lemma 8 (Regression mean square rate). Suppose Assumptions 2, 3, and 4 hold. Set $\lambda = n^{-1/(c+1/b)}$. Then with probability $1 - \delta$, for n sufficiently large,

$$\{\mathcal{R}(\hat{\gamma}_\ell)\}^{1/2} \leq s_\gamma(n, \delta, b, c) := C \ln(4/\delta) \cdot n^{-\frac{1}{2} \frac{c}{c+1/b}}.$$

where C is a constant independent of n and δ .

Proof. The proof is identical to the proof of Singh et al. (2020, Proposition 1), changing the Hilbert scale from one to zero. \square

Remark 5. Note that in various applications, (b, c) vary.

1. Mediation analysis

- (a) $\{\mathcal{R}(\hat{\gamma}_\ell)\}^{1/2} \leq s_\gamma^{ME}(n, b, c).$
- (b) $\{\mathcal{R}(\hat{\pi}_\ell)\}^{1/2} \leq s_\pi^{ME}(n, b_2, c_2).$
- (c) $\{\mathcal{R}(\hat{\rho}_\ell)\}^{1/2} \leq s_\rho^{ME}(n, b_3, c_3).$

2. Dynamic treatment effects

- (a) $\{\mathcal{R}(\hat{\gamma}_\ell)\}^{1/2} \leq s_\gamma^{GF}(n, b, c).$
- (b) $\{\mathcal{R}(\hat{\pi}_\ell)\}^{1/2} \leq s_\pi^{GF}(n, b_6, c_6).$
- (c) $\{\mathcal{R}(\hat{\rho}_\ell)\}^{1/2} \leq s_\rho^{GF}(n, b_7, c_7).$

G.2 Gaussian approximation

We quote an abstract result for semiparametric inference in longitudinal settings. The result concerns a causal parameter $\theta_0 = \mathbb{E}[\psi(\delta_0, \nu_0, \alpha_0, \eta_0; W)]$ whose multiply robust moment function is of the form

$$\psi(\delta, \nu, \alpha, \eta; W) = \nu(W) + \alpha(W)\{Y - \delta(W)\} + \eta(W)\{\delta(W) - \nu(W)\}.$$

To lighten notation, we write $\psi_0(W) = \psi(\delta_0, \nu_0, \alpha_0, \eta_0; W)$ and define the oracle moments

$$0 = \mathbb{E}\{\psi_0(W) - \theta_0\}, \quad \sigma^2 = \mathbb{E}[\{\psi_0(W) - \theta_0\}^2], \quad \xi^3 = \mathbb{E}\{[\psi_0(W) - \theta_0]^3\}, \quad \chi^4 = \mathbb{E}[\{\psi_0(W) - \theta_0\}^4].$$

Lemma 9 (Semiparametric inference; Corollary 6.1 of Singh (2021b)). Suppose the following conditions hold:

1. Neyman orthogonal moment function ψ ;
2. Bounded residual variances: $\mathbb{E}[\{Y - \delta_0(W)\}^2 | W] \leq \bar{\sigma}_1^2$ and $\mathbb{E}[\{\delta_0(W) - \nu_0(W_1)\}^2 | W_1] \leq \bar{\sigma}_2^2$, where $W_1 \subset W$ is the argument of ν_0 ;
3. Bounded balancing weights: $\|\alpha_0\|_\infty \leq \bar{\alpha}$ and $\|\eta_0\|_\infty \leq \bar{\eta}$;
4. Censored balancing weight estimators: $\|\hat{\alpha}_\ell\|_\infty \leq \bar{\alpha}'$ and $\|\hat{\eta}_\ell\|_\infty \leq \bar{\eta}'$.

Next assume the regularity condition on moments $\{(\xi/\sigma)^3 + \chi^2\} n^{-1/2} \rightarrow 0$. Finally assume the learning rate conditions

1. $(1 + \bar{\eta}/\sigma + \bar{\eta}'/\sigma) \{\mathcal{R}(\hat{\nu}_\ell)\}^{1/2} \rightarrow 0$;
2. $(\bar{\alpha}/\sigma + \bar{\alpha}' + \bar{\eta}/\sigma + \bar{\eta}') \{\mathcal{R}(\hat{\delta}_\ell)\}^{1/2} \rightarrow 0$;
3. $(\bar{\eta}' + \bar{\sigma}_1) \{\mathcal{R}(\hat{\alpha}_\ell)\}^{1/2} \rightarrow 0$;
4. $\bar{\sigma}_2 \{\mathcal{R}(\hat{\eta}_\ell)\}^{1/2} \rightarrow 0$;
5. $[\{n\mathcal{R}(\hat{\nu}_\ell)\mathcal{R}(\hat{\eta}_\ell)\}^{1/2}]/\sigma \rightarrow 0$.
6. $[\{n\mathcal{R}(\hat{\delta}_\ell)\mathcal{R}(\hat{\alpha}_\ell)\}^{1/2}]/\sigma \rightarrow 0$.
7. $[\{n\mathcal{R}(\hat{\delta}_\ell)\mathcal{R}(\hat{\eta}_\ell)\}^{1/2}]/\sigma \rightarrow 0$.

Then

$$\hat{\theta} \xrightarrow{p} \theta_0, \quad \frac{\sqrt{n}}{\sigma}(\hat{\theta} - \theta_0) \xrightarrow{d} \mathcal{N}(0, 1), \quad \mathbb{P}\left\{\theta_0 \in \left(\hat{\theta} \pm \varsigma_a \hat{\sigma} n^{-1/2}\right)\right\} \rightarrow 1 - a.$$

Moreover, the finite sample rate of Gaussian approximation can be expressed in terms of the learning rates above.

We will match symbols to appeal to this result

G.3 Main results

Appealing to Proposition 4, Lemma 8, and Lemma 9, we now prove inference for (i) mediation analysis and (ii) dynamic treatment effects.

G.3.1 Mediation analysis

Recall

$$\begin{aligned}\gamma_0(d, m, x) &= \mathbb{E}(Y|D = d, M = m, X = x), \\ \omega_0(d, d'; x) &= \int \gamma_0(d', m, x) d\mathbb{P}(m|d, x), \\ \pi_0(d; x) &= \mathbb{P}(D = d|X = x), \\ \rho_0(d; m, x) &= \mathbb{P}(D = d|M = m, X = x).\end{aligned}$$

Fix (d, d') . Matching symbols with the abstract Gaussian approximation,

$$\begin{aligned}\delta_0(W) &= \gamma_0(d', M, X), \\ \nu_0(W) &= \int \gamma_0(d', m, X) d\mathbb{P}(m|d, X) = \omega_0(d, d'; X) \\ \alpha_0(W) &= \frac{\mathbb{1}_{D=d'}}{\rho_0(d'; M, X)} \frac{\rho_0(d; M, X)}{\pi_0(d; X)} \\ \eta_0(W) &= \frac{\mathbb{1}_{D=d}}{\pi_0(d; X)}.\end{aligned}$$

Proof of Theorem 4. We proceed in steps, verifying the conditions of Lemma 9.

1. Neyman orthogonal moment function. By Singh (2021b, Proposition A.2), it suffices to show the following four equalities.

$$\begin{aligned}\mathbb{E}[\nu(W)\{1 - \eta_0(W)\}] &= 0 \\ \mathbb{E}[\delta(W)\{\eta_0(W) - \alpha_0(W)\}] &= 0 \\ \mathbb{E}[\alpha(W)\{Y - \delta_0(W)\}] &= 0 \\ \mathbb{E}[\eta(W)\{\delta_0(W) - \nu_0(W)\}] &= 0.\end{aligned}$$

We verify each one.

(a) First, write

$$\begin{aligned}
\mathbb{E}[\nu(W)\{1 - \eta_0(W)\}] &= \mathbb{E} \left[\omega_0(d, d'; X) \left\{ 1 - \frac{\mathbb{1}_{D=d}}{\pi_0(d; X)} \right\} \right] \\
&= \mathbb{E} \left[\omega_0(d, d'; X) \left\{ 1 - \frac{\mathbb{E}(\mathbb{1}_{D=d}|X)}{\pi_0(d; X)} \right\} \right] \\
&= \mathbb{E} \left[\omega_0(d, d'; X) \left\{ 1 - \frac{\pi_0(d; X)}{\pi_0(d; X)} \right\} \right] \\
&= 0.
\end{aligned}$$

(b) Second, write

$$\begin{aligned}
&\mathbb{E}[\delta(W)\{\eta_0(W) - \alpha_0(W)\}] \\
&= \mathbb{E} \left[\gamma(d', M, X) \left\{ \frac{\mathbb{1}_{D=d}}{\pi_0(d; X)} - \frac{\mathbb{1}_{D=d'}}{\rho_0(d'; M, X)} \frac{\rho_0(d; M, X)}{\pi_0(d; X)} \right\} \right] \\
&= \mathbb{E} \left[\gamma(d', M, X) \left\{ \frac{E(\mathbb{1}_{D=d}|M, X)}{\pi_0(d; X)} - \frac{E(\mathbb{1}_{D=d'}|M, X)}{\rho_0(d'; M, X)} \frac{\rho_0(d; M, X)}{\pi_0(d; X)} \right\} \right] \\
&= \mathbb{E} \left[\gamma(d', M, X) \left\{ \frac{\rho_0(d; M, X)}{\pi_0(d; X)} - \frac{\rho_0(d'; M, X)}{\rho_0(d'; M, X)} \frac{\rho_0(d; M, X)}{\pi_0(d; X)} \right\} \right] \\
&= 0.
\end{aligned}$$

(c) Third, write

$$\begin{aligned}
&\mathbb{E}[\alpha(W)\{Y - \delta_0(W)\}] \\
&= \mathbb{E} \left[\frac{\mathbb{1}_{D=d'}}{\rho(d'; M, X)} \frac{\rho(d; M, X)}{\pi(d; X)} \{Y - \gamma_0(d', M, X)\} \right] \\
&= \mathbb{E} \left[\frac{\mathbb{1}_{D=d'}}{\rho(d'; M, X)} \frac{\rho(d; M, X)}{\pi(d; X)} \{\gamma_0(D, M, X) - \gamma_0(d', M, X)\} \right] \\
&= \mathbb{E} \left(\frac{1}{\rho(d'; M, X)} \frac{\rho(d; M, X)}{\pi(d; X)} \mathbb{E}[\mathbb{1}_{D=d'} \{\gamma_0(D, M, X) - \gamma_0(d', M, X)\} | M, X] \right).
\end{aligned}$$

Focusing on the inner expectation,

$$\begin{aligned}
&\mathbb{E}[\mathbb{1}_{D=d'} \{\gamma_0(D, M, X) - \gamma_0(d', M, X)\} | M, X] \\
&= \mathbb{E}[\mathbb{1}_{D=d'} \{\gamma_0(D, M, X) - \gamma_0(d', M, X)\} | D = d', M, X] \mathbb{P}(D = d' | M, X) \\
&= \mathbb{E}[\{\gamma_0(d', M, X) - \gamma_0(d', M, X)\} | D = d', M, X] \mathbb{P}(D = d' | M, X) \\
&= 0.
\end{aligned}$$

(d) Finally, write

$$\begin{aligned}
& \mathbb{E}[\eta(W)\{\delta_0(W) - \nu_0(W)\}] \\
&= \mathbb{E}\left[\frac{\mathbb{1}_{D=d}}{\pi(d; X)}\{\gamma_0(d', M, X) - \omega_0(d, d'; X)\}\right] \\
&= \mathbb{E}\left(\frac{1}{\pi(d; X)}\mathbb{E}[\mathbb{1}_{D=d}\{\gamma_0(d', M, X) - \omega_0(d, d'; X)\}|X]\right).
\end{aligned}$$

Focusing on the inner expectation,

$$\begin{aligned}
& \mathbb{E}[\mathbb{1}_{D=d}\{\gamma_0(d', M, X) - \omega_0(d, d'; X)\}|X] \\
&= \mathbb{E}[\mathbb{1}_{D=d}\{\gamma_0(d', M, X) - \omega_0(d, d'; X)\}|D = d, X]\mathbb{P}(d|X) \\
&= \mathbb{E}[\{\gamma_0(d', M, X) - \omega_0(d, d'; X)\}|D = d, X]\mathbb{P}(d|X) \\
&= 0.
\end{aligned}$$

2. Bounded residual variances holds since Y is bounded.
3. Bounded balancing weights is immediate from the assumption of bounded propensity scores.
4. Censored balancing weight estimators is immediate from the assumption of censored propensity score estimators.
5. Regularity on moments holds by hypothesis.
6. Individual rate conditions. After bounding various quantities by constants, the rate conditions simplify as

(a) $\{\mathcal{R}(\hat{\nu}_\ell)\}^{1/2} \rightarrow 0$. By Proposition 4, $\{\mathcal{R}(\hat{\nu}_\ell)\}^{1/2} \leq r_\omega^{ME}(n, b, c, b_1, c_1)$.

(b) $\{\mathcal{R}(\hat{\delta}_\ell)\}^{1/2} \rightarrow 0$. Write

$$\begin{aligned}
\mathcal{R}(\delta) &= \mathbb{E}[\{\delta(W) - \delta_0(W)\}^2] \\
&= \mathbb{E}[\{\gamma(d', M, X) - \gamma_0(d', M, X)\}^2] \\
&= \mathbb{E}\left[\frac{\mathbb{1}_{D=d'}}{\rho_0(d'; M, X)}\{\gamma(D, M, X) - \gamma_0(D, M, X)\}^2\right] \\
&\leq C\mathbb{E}[\{\gamma(D, M, X) - \gamma_0(D, M, X)\}^2] \\
&= C\mathcal{R}(\gamma).
\end{aligned}$$

Using this result and Lemma 8, $\{\mathcal{R}(\hat{\delta}_\ell)\}^{1/2} \leq C\{\mathcal{R}(\hat{\gamma}_\ell)\}^{1/2} \leq s_\gamma^{ME}(n, b, c)$.

(c) $\{\mathcal{R}(\hat{\alpha}_\ell)\}^{1/2} \rightarrow 0$. Write

$$\begin{aligned}
\mathcal{R}(\alpha) &= \mathbb{E}[\{\alpha(W) - \alpha_0(W)\}^2] \\
&= \mathbb{E} \left[\left\{ \frac{\mathbb{1}_{D=d'}}{\rho(d'; M, X)} \frac{\rho(d; M, X)}{\pi(d; X)} - \frac{\mathbb{1}_{D=d'}}{\rho_0(d'; M, X)} \frac{\rho_0(d; M, X)}{\pi_0(d; X)} \right\}^2 \right] \\
&\leq C \mathbb{E} \left[\{\rho(d; M, X)\rho_0(d'; M, X)\pi_0(d; X) - \rho_0(d; M, X)\rho(d'; M, X)\pi(d; X)\}^2 \right].
\end{aligned}$$

Focusing on the RHS, and using natural abbreviations

$$\begin{aligned}
\rho\rho'_0\pi_0 - \rho_0\rho'\pi &= \rho\rho'_0\pi_0 \pm \rho_0\rho'_0\pi_0 \pm \rho_0\rho'\pi_0 - \rho_0\rho'\pi \\
&= (\rho - \rho_0)\rho'_0\pi_0 + \rho_0(\rho'_0 - \rho')\pi_0 + \rho_0\rho'(\pi_0 - \pi).
\end{aligned}$$

Therefore by triangle inequality,

$$\begin{aligned}
\mathcal{R}(\alpha) &\leq C \mathbb{E}[\{\rho(d; M, X) - \rho_0(d; M, X)\}^2] + C \mathbb{E}[\{\rho(d'; M, X) - \rho_0(d'; M, X)\}^2] \\
&\quad + C \mathbb{E}[\{\pi(d; X) - \pi_0(d; X)\}^2] \\
&= C\{\mathcal{R}(\rho) + \mathcal{R}(\pi)\}.
\end{aligned}$$

Using this result and Lemma 8, $\{\mathcal{R}(\hat{\alpha}_\ell)\}^{1/2} \leq C\{\mathcal{R}(\hat{\pi}_\ell) + \mathcal{R}(\hat{\rho}_\ell)\}^{1/2} \leq s_\pi^{ME}(n, b_2, c_2) + s_\rho^{ME}(n, b_3, c_3)$.

(d) $\{\mathcal{R}(\hat{\eta}_\ell)\}^{1/2} \rightarrow 0$. Write

$$\begin{aligned}
\mathcal{R}(\eta) &= \mathbb{E}[\{\eta(W) - \eta_0(W)\}^2] \\
&= \mathbb{E} \left[\left\{ \frac{\mathbb{1}_{D=d}}{\pi(d; X)} - \frac{\mathbb{1}_{D=d}}{\pi_0(d; X)} \right\}^2 \right] \\
&\leq C \mathbb{E} [\{\pi_0(d; X) - \pi(d; X)\}^2] \\
&= C\mathcal{R}(\pi).
\end{aligned}$$

Using this result and Lemma 8, $\{\mathcal{R}(\hat{\eta}_\ell)\}^{1/2} \leq C\{\mathcal{R}(\hat{\pi}_\ell)\}^{1/2} \leq s_\pi^{ME}(n, b_2, c_2)$.

7. Product rate conditions. After bounding various quantities by constants, the rate conditions simplify as

(a) $\{n\mathcal{R}(\hat{\nu}_\ell)\mathcal{R}(\hat{\eta}_\ell)\}^{1/2} \rightarrow 0$. As in the argument for individual rate conditions,

$$\begin{aligned} \{n\mathcal{R}(\hat{\nu}_\ell)\mathcal{R}(\hat{\eta}_\ell)\}^{1/2} &\leq n^{1/2}r_\omega^{ME}(n, b, c, b_1, c_1)s_\pi^{ME}(n, b_2, c_2) \\ &= n^{1/2} \left(n^{-\frac{1}{2}\frac{c-1}{c+1/b}} + n^{-\frac{1}{2}\frac{c_1-1}{c_1+1/b_1}} \right) n^{-\frac{1}{2}\frac{c_2}{c_2+1/b_2}}. \end{aligned}$$

A sufficient condition is that

$$1 - \frac{c-1}{c+1/b} - \frac{c_2}{c_2+1/b_2} > 0, \quad 1 - \frac{c_1-1}{c_1+1/b} - \frac{c_2}{c_2+1/b_2} > 0,$$

i.e.

$$\min \left(\frac{c-1}{c+1/b}, \frac{c_1-1}{c_1+1/b_1} \right) + \frac{c_2}{c_2+1/b_2} > 1.$$

(b) $\{n\mathcal{R}(\hat{\delta}_\ell)\mathcal{R}(\hat{\alpha}_\ell)\}^{1/2} \rightarrow 0$. As in the argument for individual rate conditions,

$$\begin{aligned} \{n\mathcal{R}(\hat{\delta}_\ell)\mathcal{R}(\hat{\alpha}_\ell)\}^{1/2} &\leq n^{1/2}s_\gamma^{ME}(n, b, c)\{s_\pi^{ME}(n, b_2, c_2) + s_\rho^{ME}(n, b_3, c_3)\} \\ &= n^{1/2}n^{-\frac{1}{2}\frac{c}{c+1/b}} \left(n^{-\frac{1}{2}\frac{c_2}{c_2+1/b_2}} + n^{-\frac{1}{2}\frac{c_3}{c_3+1/b_3}} \right). \end{aligned}$$

A sufficient condition is that

$$1 - \frac{c}{c+1/b} - \frac{c_2}{c_2+1/b_2} > 0, \quad 1 - \frac{c}{c+1/b} - \frac{c_3}{c_3+1/b_3} > 0,$$

i.e.

$$\min \left(\frac{c_2}{c_2+1/b_2}, \frac{c_3}{c_3+1/b_3} \right) + \frac{c}{c+1/b} > 1.$$

Since we have assumed bounded kernels, $(b, b_2, b_3) \geq 1$. By correct specification, $(c, c_2, c_3) \geq 1$. Finally, we have already assumed $c > 1$. These conditions imply the desired inequality.

(c) $\{n\mathcal{R}(\hat{\delta}_\ell)\mathcal{R}(\hat{\eta}_\ell)\}^{1/2} \rightarrow 0$. As in the argument for individual rate conditions,

$$\{n\mathcal{R}(\hat{\delta}_\ell)\mathcal{R}(\hat{\eta}_\ell)\}^{1/2} \leq n^{1/2}s_\gamma^{ME}(n, b, c)s_\pi^{ME}(n, b_2, c_2),$$

which is dominated by the previous product rate condition.

□

G.3.2 Dynamic treatment effects

Recall

$$\begin{aligned}\gamma_0(d_1, d_2, x_1, x_2) &= \mathbb{E}(Y|D_1 = d_1, D_2 = d_2, X_1 = x_1, X_2 = x_2), \\ \omega_0(d_1, d_2; x_1) &= \int \gamma_0(d_1, d_2, x_1, x_2) d\mathbb{P}(x_2|d_1, x_1), \\ \pi_0(d_1; x_1) &= \mathbb{P}(D_1 = d_1|X_1 = x_1), \\ \rho_0(d_2; d_1, x_1, x_2) &= \mathbb{P}(D_2 = d_2|D_1 = d_1, X_1 = x_1, X_2 = x_2) d\mathbb{P}(x_2|d_1, x_1).\end{aligned}$$

Fix (d_1, d_2) . Matching symbols with the abstract Gaussian approximation,

$$\begin{aligned}\delta_0(W) &= \gamma_0(d_1, d_2, X_1, X_2), \\ \nu_0(W) &= \int \gamma_0(d_1, d_2, X_1, x_2) d\mathbb{P}(x_2|d_1, X_1) = \omega_0(d_1, d_2; X_1) \\ \alpha_0(W) &= \frac{\mathbb{1}_{D_1=d_1}}{\pi_0(d_1; X_1)} \frac{\mathbb{1}_{D_2=d_2}}{\rho_0(d_2; d_1, X_1, X_2)} \\ \eta_0(W) &= \frac{\mathbb{1}_{D_1=d_1}}{\pi_0(d_1; X_1)}\end{aligned}$$

Proof of Theorem 8. We proceed in steps, verifying the conditions of Lemma 9.

1. Neyman orthogonal moment function follows from Singh (2021b, Proposition 4.1).
2. Bounded residual variances holds since Y is bounded.
3. Bounded balancing weights is immediate from the assumption of bounded propensity scores.
4. Censored balancing weight estimators is immediate from the assumption of censored propensity score estimators.
5. Regularity on moments holds by hypothesis.
6. Individual rate conditions. After bounding various quantities by constants, the rate conditions simplify as

- (a) $\{\mathcal{R}(\hat{\nu}_\ell)\}^{1/2} \rightarrow 0$. By Proposition 4, $\{\mathcal{R}(\hat{\nu}_\ell)\}^{1/2} \leq r_\omega^{GF}(n, b, c, b_4, c_4)$.
- (b) $\{\mathcal{R}(\hat{\delta}_\ell)\}^{1/2} \rightarrow 0$. By Singh (2021b, Proposition 6.2) and Lemma 8, $\{\mathcal{R}(\hat{\delta}_\ell)\}^{1/2} \leq C\{\mathcal{R}(\hat{\gamma}_\ell)\}^{1/2} \leq s_\gamma^{GF}(n, b, c)$.

(c) $\{\mathcal{R}(\hat{\alpha}_\ell)\}^{1/2} \rightarrow 0$. By Singh (2021b, Proposition 6.2) and Lemma 8, $\{\mathcal{R}(\hat{\alpha}_\ell)\}^{1/2} \leq C\{\mathcal{R}(\hat{\pi}_\ell) + \mathcal{R}(\hat{\rho}_\ell)\}^{1/2} \leq s_\pi^{GF}(n, b_6, c_6) + s_\rho^{GF}(n, b_7, c_7)$.

(d) $\{\mathcal{R}(\hat{\eta}_\ell)\}^{1/2} \rightarrow 0$. By Singh (2021b, Proposition 6.2) and Lemma 8, $\{\mathcal{R}(\hat{\eta}_\ell)\}^{1/2} \leq C\{\mathcal{R}(\hat{\pi}_\ell)\}^{1/2} \leq s_\pi^{GF}(n, b_6, c_6)$.

7. Product rate conditions. After bounding various quantities by constants, the rate conditions simplify as

(a) $\{n\mathcal{R}(\hat{\nu}_\ell)\mathcal{R}(\hat{\eta}_\ell)\}^{1/2} \rightarrow 0$. As in the argument for individual rate conditions,

$$\begin{aligned} \{n\mathcal{R}(\hat{\nu}_\ell)\mathcal{R}(\hat{\eta}_\ell)\}^{1/2} &\leq n^{1/2} r_\omega^{GF}(n, b, c, b_4, c_4) s_\pi^{GF}(n, b_6, c_6) \\ &= n^{1/2} \left(n^{-\frac{1}{2} \frac{c-1}{c+1/b}} + n^{-\frac{1}{2} \frac{c_4-1}{c_4+1/b_4}} \right) n^{-\frac{1}{2} \frac{c_6}{c_6+1/b_6}}. \end{aligned}$$

A sufficient condition is that

$$1 - \frac{c-1}{c+1/b} - \frac{c_6}{c_6+1/b_6} > 0, \quad 1 - \frac{c_4-1}{c_4+1/b} - \frac{c_6}{c_6+1/b_6} > 0,$$

i.e.

$$\min \left(\frac{c-1}{c+1/b}, \frac{c_4-1}{c_4+1/b_4} \right) + \frac{c_6}{c_6+1/b_6} > 1.$$

(b) $\{n\mathcal{R}(\hat{\delta}_\ell)\mathcal{R}(\hat{\alpha}_\ell)\}^{1/2} \rightarrow 0$. As in the argument for individual rate conditions,

$$\begin{aligned} \{n\mathcal{R}(\hat{\delta}_\ell)\mathcal{R}(\hat{\alpha}_\ell)\}^{1/2} &\leq n^{1/2} s_\gamma^{GF}(n, b, c) \{s_\pi^{GF}(n, b_6, c_6) + s_\rho^{GF}(n, b_7, c_7)\} \\ &= n^{1/2} n^{-\frac{1}{2} \frac{c}{c+1/b}} \left(n^{-\frac{1}{2} \frac{c_6}{c_6+1/b_6}} + n^{-\frac{1}{2} \frac{c_7}{c_7+1/b_7}} \right). \end{aligned}$$

A sufficient condition is that

$$1 - \frac{c}{c+1/b} - \frac{c_6}{c_6+1/b_6} > 0, \quad 1 - \frac{c}{c+1/b} - \frac{c_7}{c_7+1/b_7} > 0,$$

i.e.

$$\min \left(\frac{c_6}{c_6+1/b_6}, \frac{c_7}{c_7+1/b_7} \right) + \frac{c}{c+1/b} > 1.$$

Since we have assumed bounded kernels, $(b, b_6, b_7) \geq 1$. By correct specification, $(c, c_6, c_7) \geq 1$. Finally, we have already assumed $c > 1$. These conditions imply the desired inequality.

(c) $\{n\mathcal{R}(\hat{\delta}_\ell)\mathcal{R}(\hat{\eta}_\ell)\}^{1/2} \rightarrow 0$. As in the argument for individual rate conditions,

$$\{n\mathcal{R}(\hat{\delta}_\ell)\mathcal{R}(\hat{\eta}_\ell)\}^{1/2} \leq n^{1/2} s_\gamma^{GF}(n, b, c) s_\pi^{GF}(n, b_6, c_6),$$

which is dominated by the previous product rate condition.

H Tuning

In this appendix, we present tuning procedures for the ridge regularization and kernel hyperparameters.

H.1 Simplified setting

In the present work, we propose a family of novel estimators that are combinations of kernel ridge regressions. As such, the same two kinds of hyperparameters that arise in kernel ridge regressions arise in our estimators: ridge regression penalties and kernel hyperparameters. In this section, we describe practical tuning procedures for such hyperparameters. To simplify the discussion, we focus on the regression of Y on W . Recall that the closed form solution of the regression estimator using all observations is $\hat{f}(w) = \mathbf{K}_{wW}(\mathbf{K}_{WW} + n\lambda\mathbf{I})^{-1}\mathbf{Y}$.

H.2 Ridge penalty

It is convenient to tune λ by leave-one-out cross validation (LOOCV) or generalized cross validation (GCV), since the validation losses have a closed form solutions. The latter is asymptotically optimal in the \mathbb{L}^2 sense (Craven and Wahba, 1978; Li, 1986). In our main results, we require theoretical regularization that is optimal for both \mathbb{L}^2 norm and RKHS norm. As such, GCV should lead to the theoretically required regularization for both nonparametric consistency and semiparametric inference. In practice, LOOCV and GCV lead to nearly identical tuning.

Algorithm 11 (Ridge penalty tuning by LOOCV; Algorithm 5 of Singh et al. (2020)). Construct the matrices

$$\mathbf{H}_\lambda := \mathbf{I} - \mathbf{K}_{WW}(\mathbf{K}_{WW} + n\lambda\mathbf{I})^{-1} \in \mathbb{R}^{n \times n}, \quad \tilde{\mathbf{H}}_\lambda := \text{diag}(\mathbf{H}_\lambda) \in \mathbb{R}^{n \times n},$$

where $\tilde{\mathbf{H}}_\lambda$ has the same diagonal entries as \mathbf{H}_λ and off diagonal entries of 0. Then set

$$\lambda^* = \operatorname{argmin}_{\lambda \in \Lambda} \frac{1}{n} \|\tilde{\mathbf{H}}_\lambda^{-1} \mathbf{H}_\lambda \mathbf{Y}\|_2^2, \quad \Lambda \subset \mathbb{R}.$$

Algorithm 12 (Ridge penalty tuning by GCV; Algorithm 6 of Singh et al. (2020)).
Construct the matrix

$$\mathbf{H}_\lambda := \mathbf{I} - \mathbf{K}_{WW}(\mathbf{K}_{WW} + n\lambda\mathbf{I})^{-1} \in \mathbb{R}^{n \times n}.$$

Then set

$$\lambda^* = \operatorname{argmin}_{\lambda \in \Lambda} \frac{1}{n} \|\{Tr(\mathbf{H}_\lambda)\}^{-1} \cdot \mathbf{H}_\lambda \mathbf{Y}\|_2^2, \quad \Lambda \subset \mathbb{R}.$$

H.3 Kernel

The exponentiated quadratic kernel is the most popular kernel among machine learning practitioners:

$$k(w, w') = \exp \left\{ -\frac{1}{2} \frac{(w - w')_{\mathcal{W}}^2}{\iota^2} \right\}.$$

Importantly, this kernel satisfies the required properties: it is continuous, bounded, and characteristic.

Rasmussen and Williams (2006, Section 4.3) characterize the exponentiated quadratic RKHS as an attenuated series of the form

$$\mathcal{H} = \left(f = \sum_{j=1}^{\infty} f_j \varphi_j : \sum_{j=1}^{\infty} \frac{f_j^2}{\eta_j} < \infty \right), \quad \langle f, g \rangle_{\mathcal{H}} = \sum_{j=1}^{\infty} \frac{f_j g_j}{\eta_j}.$$

For simplicity, take $\mathcal{W} = \mathbb{R}$ and take the measure ν to be the standard Gaussian distribution (more generally, it can be the population distribution \mathbb{P}). A generalization of Mercer's Theorem permits \mathcal{W} to be separable. Then the induced RKHS is characterized by

$$\eta_j = \sqrt{\frac{2a}{A}} B^j, \quad \varphi_j(w) = \exp\{-(c-a)w^2\} H_j(w\sqrt{2c}),$$

where H_j is the j -th Hermite polynomial, and the constants $(a, b, c, A, B) > 0$ are

$$a = \frac{1}{4}, \quad b = \frac{1}{2\iota^2}, \quad c = \sqrt{a^2 + 2ab}, \quad A = a + b + c, \quad B = \frac{b}{A} < 1.$$

In summary, the eigenvalues (η_j) geometrically decay, and the series (φ_j) consists of weighted Hermite polynomials. For a function to belong to this RKHS, its coefficients on higher order weighted Hermite polynomials must be small.

The exponentiated quadratic kernel has a hyperparameter: the *lengthscale* ι . A convenient heuristic is to set the lengthscale equal to the median interpoint distance of $(W_i)_{i=1}^n$,

where the interpoint distance between observations i and j is $\|W_i - W_j\|_{\mathcal{W}}$. When the input W is multidimensional, we use the kernel obtained as the product of scalar kernels for each input dimension. For example, if $\mathcal{W} \subset \mathbb{R}^d$ then

$$k(w, w') = \prod_{j=1}^d \exp \left\{ -\frac{1}{2} \frac{(w_j - w'_j)^2}{\iota_j^2} \right\}.$$

Each lengthscale ι_j is set according to the median interpoint distance for that input dimension.

In principle, we could instead use LOOCV to tune kernel hyperparameters in the same way that we use LOOCV to tune ridge penalties. However, given our choice of product kernel, this approach becomes impractical in high dimensions. For example, in the dynamic dose response design, $D_t \in \mathbb{R}$ and $X_t \in \mathbb{R}^{100}$ leading to a total of 101 lengthscales (ι_j). Even with a closed form solution for LOOCV, searching over this high dimensional grid becomes cumbersome.

I Simulation details

In this appendix, we provide additional details for various simulations: mediated response curves, mediated effects, dynamic response curves, and dynamic effects.

I.1 Nonparametric mediated response

A single observation consists of the tuple (Y, D, M, X) for outcome, treatment, mediator, and covariates where $Y, D, M, X \in \mathbb{R}$. A single observation is generated as follows. Draw unobserved noise as $u, v, w \stackrel{i.i.d.}{\sim} \mathcal{U}(-2, 2)$. Draw the covariate as $X \sim \mathcal{U}(-1.5, 1.5)$. Then set

$$D = 0.3X + w,$$

$$M = 0.3D + 0.3X + v,$$

$$Y = 0.3D + 0.3M + 0.5DM + 0.3X + 0.25D^3 + u.$$

Note that Huber et al. (2020) also present a simpler version of this design.

We implement our nonparametric estimator $\hat{\theta}^{ME}(d, d')$ (RKHS) described in Section 4, with the tuning procedure described in Appendix H. Specifically, we use ridge penalties

determined by leave-one-out cross validation, and product exponentiated quadratic kernel with lengthscales set by the median heuristic. We implement Huber et al. (2020) (IPW) using the default settings of the command `medweightcont` in the R package `causalweight`.

I.2 Semiparametric mediated effect

A single observation consists of the tuple (Y, D, M, X) for outcome, treatment, mediator, and covariates where $Y, M, X \in \mathbb{R}$ and $D \in \{0, 1\}$. A single observation is generated as follows. Draw unobserved noise as $u, v, w \stackrel{i.i.d.}{\sim} \mathcal{U}(-2, 2)$. Draw the covariate as $X \sim \mathcal{U}(-1.5, 1.5)$. Then set

$$\begin{aligned} D &= \mathbb{1}(0.3X + w > 0), \\ M &= 0.3D + 0.3X + v, \\ Y &= 0.3D + 0.3M + 0.5DM + 0.3X + 0.25D^3 + u. \end{aligned}$$

Note that

$$\mathbb{E}\{M^{(d)}\} = 0.3d, \quad \mathbb{E}[Y^{\{d', M^{(d)}\}}] = 0.55d' + 0.09d + 0.15d'd.$$

Hence $\{\theta_0^{ME}(0, 0), \theta_0^{ME}(1, 0), \theta_0^{ME}(0, 1), \theta_0^{ME}(1, 1)\} = (0, 0.09, 0.55, 0.79)$.

We implement our semiparametric estimator $\hat{\theta}^{ME}(d, d')$ (RKHS) described in Section 4, with $L = 5$ folds and the tuning procedure described in Appendix H. Specifically, we use ridge penalties determined by leave-one-out cross validation. For continuous variables, we use product exponentiated quadratic kernel with lengthscales set by the median heuristic. For discrete variables, we use the indicator kernel.

Table 4: Semiparametric mediated effect coverage simulations

(a) $\theta_0^{ME}(0, 0) = 0$				(b) $\theta_0^{ME}(1, 0) = 0.09$			
Sample size	Mean	S.E.	Coverage	Sample size	Mean	S.E.	Coverage
500	0.004	0.008	94%	500	0.077	0.011	98%
1000	0.000	0.005	97%	1000	0.085	0.007	98%
5000	0.000	0.002	99%	5000	0.083	0.002	98%
(c) $\theta_0^{ME}(0, 1) = 0.55$				(d) $\theta_0^{ME}(1, 1) = 0.79$			
Sample size	Mean	S.E.	Coverage	Sample size	Mean	S.E.	Coverage
500	0.575	0.013	93%	500	0.792	0.010	94%
1000	0.583	0.009	93%	1000	0.796	0.007	96%
5000	0.571	0.003	87%	5000	0.793	0.003	99%

I.3 Nonparametric dynamic response

This design extends the one-stage dose response design of Colangelo and Lee (2020) to a multistage setting. Set the number of periods to be $T = 2$. A single observation consists of the tuple $(Y, \mathbf{D}_{1:2}, \mathbf{X}_{1:2})$ for outcome, treatments, and covariates. $Y, D_t \in \mathbb{R}$ and $X_t \in \mathbb{R}^p$. A single observation is generated as follows. Draw unobserved noise as $\epsilon_t \stackrel{i.i.d.}{\sim} \mathcal{N}(0, 1)$. Define the vector $\beta \in \mathbb{R}^p$ by $\beta_j = j^{-2}$. Define the matrix $\Sigma \in \mathbb{R}^{p \times p}$ such that $\Sigma_{ii} = 1$ and $\Sigma_{ij} = \frac{1}{2} \cdot 1\{|i - j| = 1\}$ for $i \neq j$. Then draw $W_t \stackrel{i.i.d.}{\sim} \mathcal{N}(0, \Sigma)$ and set

$$X_1 = W_1,$$

$$D_1 = \Lambda(X_1^\top \beta) + 0.75\nu_1,$$

$$X_2 = 0.5(1 - D_1)X_1 + 0.5W_2,$$

$$D_2 = \Lambda(0.5X_1^\top \beta + X_2^\top \beta - 0.2D_1) + 0.75\nu_2,$$

$$Y = 0.5\{1.2D_1 + 1.2X_1^\top \beta + D_1^2 + D_1(X_1)_1\} + \{1.2D_2 + 1.2X_2^\top \beta + D_2^2 + D_2(X_2)_1\} + \epsilon,$$

where we use the truncated logistic link function

$$\Lambda(t) = (0.9 - 0.1) \frac{\exp(t)}{1 + \exp(t)} + 0.1.$$

It follows that $\theta_0^{GF}(d_1, d_2) = 0.6d_1 + 0.5d_1^2 + 1.2d_2 + d_2^2$.

Clinical intuition guides simulation design. At $t = 1$, the patient experiences correlated symptoms X_1 . Based on the symptom index $X_1^\top \beta$ as well as unobserved considerations ν_1 , the doctor administers the first dose D_1 . At $t = 2$, the patient experiences new symptoms X_2 which are the average of attenuated original symptoms $(1 - D_1)X_1$ and new developments W_2 . The first dose D_1 has an expectation between zero and one, so a higher dose tends to attenuate original symptoms X_1 more. The doctor administers a second dose D_2 based on the initial symptom index $X_1^\top \beta$, the new symptom index $X_2^\top \beta$, the initial dose D_1 , and unobserved considerations ν_2 . The patient's health outcome Y depends on the history of symptoms $\mathbf{X}_{1:2}$ and treatments $\mathbf{D}_{1:2}$ as well as chance ϵ . Specifically, the health outcome depends on treatment levels quadratically, symptom indices linearly, and an interaction between treatment level and the primary symptom linearly. More weight is given to the recent history.

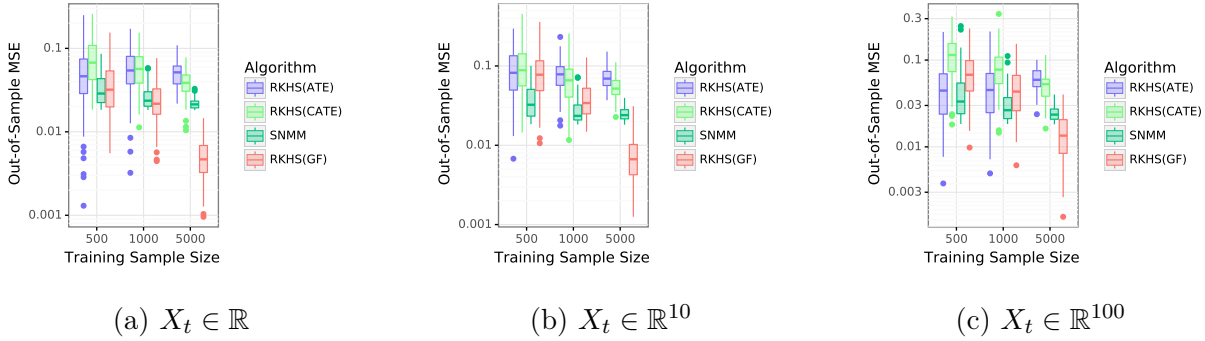


Figure 4: Nonparametric dynamic response simulations

We implement our nonparametric estimator $\hat{\theta}^{GF}(d_1, d_2)$ $\{\text{RKHS}(\text{GF})\}$ described in Section 5, with the tuning procedure described in Appendix H. Specifically, we use ridge penalties determined by leave-one-out cross validation, and product exponentiated quadratic kernel with lengthscales set by the median heuristic. We use the same tuning procedures when implementing the one-stage dose response $\{\text{RKHS}(\text{ATE})\}$ and heterogeneous dose response $\{\text{RKHS}(\text{CATE})\}$ estimators of Singh et al. (2020). Finally, we implement the estimator of Lewis and Syrgkanis (2020) (SNMM) using the flexible `heterogeneous` setting in Python code shared by the authors, though their algorithm is designed for linear Markov models without effect modification.

Figure 4 presents results for different choices of $p = \dim(X_t) \in \{1, 10, 100\}$, corresponding to low, moderate, and high dimensional settings. Across choices of $\dim(X_t)$, RKHS(GF) significantly outperforms alternatives at sample size 5000. In particular, RKHS(GF) outperforms SNMM with $p\text{-value} < 0.001$ by the Wilcoxon rank sum test for $\dim(X_t) \in \{1, 10, 100\}$.

I.4 Semiparametric dynamic treatment effect

A single observation consists of the tuple $(Y, \mathbf{D}_{1:2}, \mathbf{X}_{1:2})$ for outcome, treatments, and covariates. $Y \in \mathbb{R}$, $D_t \in \{0, 1\}$, and $X_t \in \mathbb{R}^p$. A single observation is generated as follows. Draw unobserved noise as $\epsilon_t \stackrel{i.i.d.}{\sim} \mathcal{N}(0, 1)$. Define the vector $\beta \in \mathbb{R}^p$ by $\beta_j = j^{-2}$. Define the matrix $\Sigma \in \mathbb{R}^{p \times p}$ such that $\Sigma_{ii} = 1$ and $\Sigma_{ij} = \frac{1}{2} \cdot 1\{|i - j| = 1\}$ for $i \neq j$. Then draw $W_t \stackrel{i.i.d.}{\sim} \mathcal{N}(0, \Sigma)$ and set

$$\begin{aligned} X_1 &= W_1, \\ D_1 &\sim \text{Bernoulli}\{\Lambda(X_1^\top \beta)\}, \\ X_2 &= 0.5(1 - D_1)X_1 + 0.5W_2, \\ D_2 &\sim \text{Bernoulli}\{\Lambda(0.5X_1^\top \beta + X_2^\top \beta - 0.2D_1)\}, \\ Y &= 0.5\{1.2D_1 + 1.2X_1^\top \beta + D_1^2 + D_1(X_1)_1\} + \{1.2D_2 + 1.2X_2^\top \beta + D_2^2 + D_2(X_2)_1\} \\ &\quad + 0.5D_1D_2 + \epsilon, \end{aligned}$$

where we use the truncated logistic link function

$$\Lambda(t) = (0.9 - 0.1) \frac{\exp(t)}{1 + \exp(t)} + 0.1.$$

Note that

$$\mathbb{E}\{Y^{(d_1, d_2)}\} = 0.5(1.2d_1 + d_1) + (1.2d_2 + d_2) + 0.5d_1d_2 = 1.1d_1 + 2.2d_2 + 0.5d_1d_2.$$

Hence $\{\theta_0^{GF}(0, 0), \theta_0^{GF}(1, 0), \theta_0^{GF}(0, 1), \theta_0^{GF}(1, 1)\} = (0, 1.1, 2.2, 3.8)$.

We implement our semiparametric estimator $\hat{\theta}^{GF}(d_1, d_2)$ {RKHS(GF)} described in Section 5, with $L = 5$ folds and the tuning procedure described in Appendix H. Specifically, we use ridge penalties determined by leave-one-out cross validation. For continuous variables, we use product exponentiated quadratic kernel with lengthscales set by the median heuristic. For discrete variables, we use the indicator kernel.

Table 5: Semiparametric dynamic treatment effect coverage simulations

(a) $\theta_0^{GF}(0, 0) = 0$				(b) $\theta_0^{GF}(1, 0) = 1.1$			
Sample size	Mean	S.E.	Coverage	Sample size	Mean	S.E.	Coverage
500	0.079	0.048	95%	500	1.272	0.057	99%
1000	0.034	0.029	96%	1000	1.212	0.028	99%
5000	0.013	0.007	98%	5000	1.114	0.007	96%
(c) $\theta_0^{GF}(0, 1) = 2.2$				(d) $\theta_0^{GF}(1, 1) = 3.8$			
Sample size	Mean	S.E.	Coverage	Sample size	Mean	S.E.	Coverage
500	2.848	0.097	99%	500	4.476	0.079	95%
1000	2.480	0.049	99%	1000	4.145	0.040	91%
5000	2.249	0.012	97%	5000	3.853	0.008	93%

J Application details

In this appendix, we provide implementation details and robustness checks for our real world program evaluation.

J.1 Mediation analysis

We implement our nonparametric estimator $\hat{\theta}^{ME}(d, d')$ described in Section 4. We use the tuning procedure described in Appendix H. Specifically, we use ridge penalties determined by leave-one-out cross validation. For continuous variables, we use product exponentiated quadratic kernel with lengthscales set by the median heuristic. For discrete variables, we use the indicator kernel. We use the covariates $X \in \mathbb{R}^{40}$ of Colangelo and Lee (2020).

In the main text, we focus on the $n = 2,913$ observations for which $D \geq 40$ and $M > 0$, i.e. individuals who completed at least one week of training and who found employment. This choice follows Colangelo and Lee (2020); Singh et al. (2020). We now verify that our results are robust to the choice of sample. Specifically, we consider the $n = 3,906$ observations with $D \geq 40$.

For each sample, we visualize class-hours D with a histogram in Figure 5. The class-hour distribution in the sample with $D \geq 40$ is similar to the class-hour distribution in the sample with $D \geq 40$ and $M > 0$ that we use in the main text.

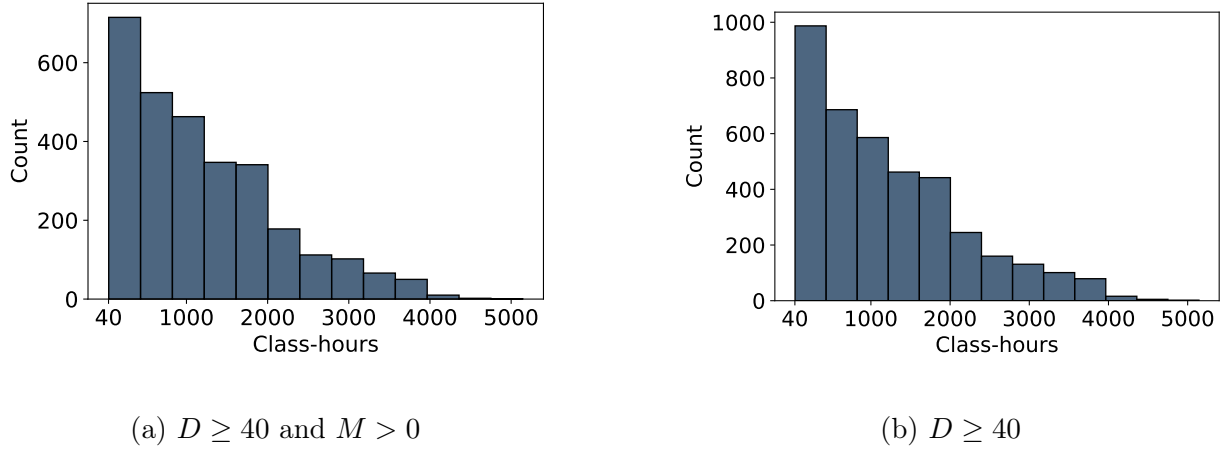


Figure 5: Class-hours for different samples

Next, we estimate total, direct, and indirect responses for the new sample choice. Figure 6 visualizes results. For the sample with $D \geq 40$, the mediated responses are essentially identical to the mediated responses of the sample with $D \geq 40$ and $M > 0$ presented in the main text. These results confirm the robustness of the results we present in the main text.

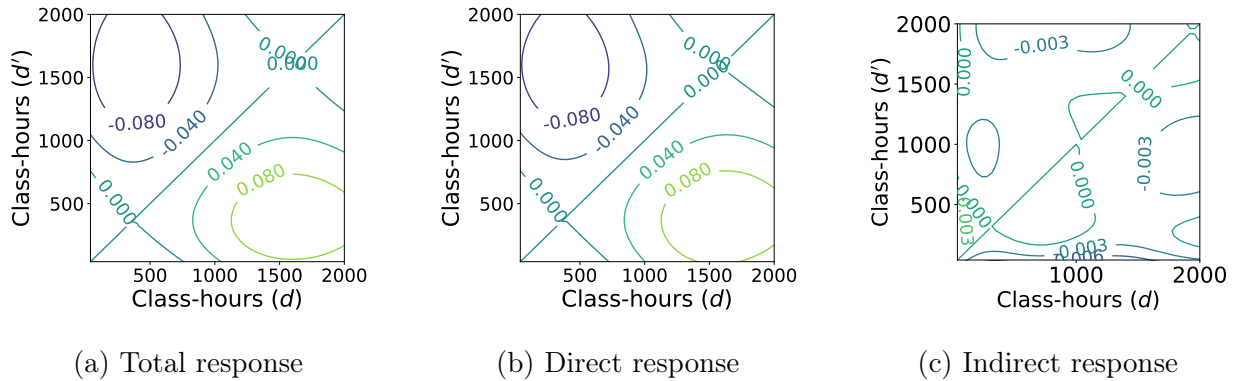


Figure 6: Total, direct, and indirect dose responses of job training on arrests: $D \geq 40$

J.2 Dynamic responses

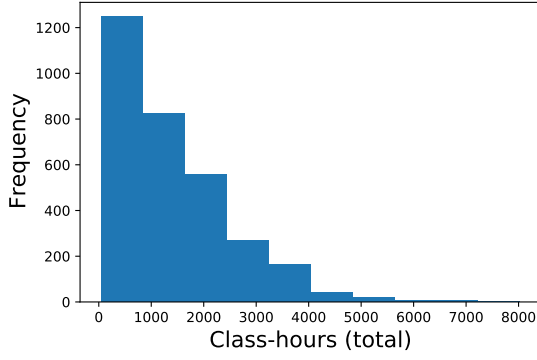
We implement our nonparametric estimators $\hat{\theta}^{GF}(d_1, d_2)$ and $\theta_0^{GF, \nabla}(d_1, d_2)$ described in Section 5 as well as our semiparametric estimator $\hat{\theta}^{GF}(d_1, d_2)$ described in Section 5. We

use the tuning procedure described in Appendix H. Specifically, we use ridge penalties determined by leave-one-out cross validation. For continuous variables, we use product exponentiated quadratic kernel with lengthscales set by the median heuristic. For discrete variables, we use the indicator kernel. For the semiparametric case, we truncate extreme propensity scores to lie in the interval $[0.05, 0.95]$ consistent with Assumption 10.

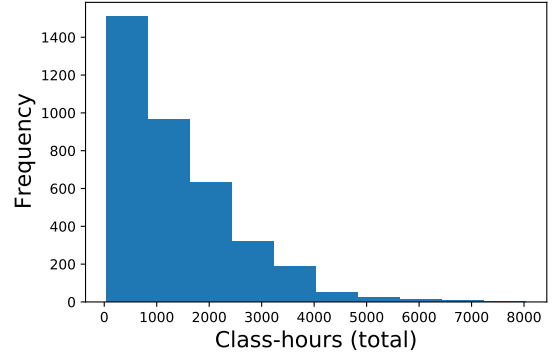
We extract relevant covariates $X_1 \in \mathbb{R}^{65}$ from the baseline survey and $X_2 \in \mathbb{R}^{30}$ from the one year follow-up interview raw files provided by Schochet et al. (2008, Section III.A). The covariates X_1 are a superset of the $X \in \mathbb{R}^{40}$ chosen by Colangelo and Lee (2020), and they include age, gender, ethnicity, language competency, education, marital status, household size, household income, previous receipt of social aid, family background, health, and health related behavior. We enlarge the set of covariates to include additional variables that may vary from one year to the next, e.g. extra variables concerning health and health related behavior. When a variable never varies over time, e.g. race, we include it in X_1 but not X_2 so as not to clash with the characteristic property in our RKHS approach. The follow up interview was also less extensive than the baseline interview. These two reasons explain why $X_1 \in \mathbb{R}^{65}$ yet $X_2 \in \mathbb{R}^{30}$.

In the main text, we focus on the $n = 3,141$ observations for which $D_1 + D_2 \geq 40$ and $Y > 0$, i.e. individuals who completed at least one week of training and who found employment. This choice generalizes our previous rule. We now verify that our results are robust to the choice of sample. Specifically, we consider the $n = 3,710$ observations with $D_1 + D_2 \geq 40$.

For each sample, we visualize total class-hours $D_1 + D_2$ with a histogram in Figure 7. The class-hour distribution in the sample with $D_1 + D_2 \geq 40$ is similar to the class-hour distribution in the sample with $D_1 + D_2 \geq 40$ and $Y > 0$ that we use in the main text.



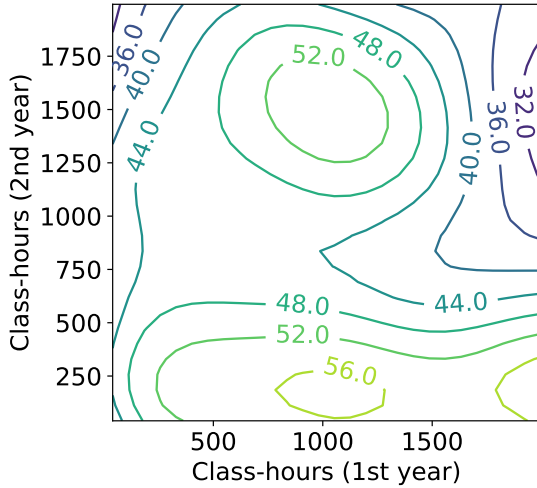
(a) $D_1 + D_2 \geq 40$ and $Y > 0$



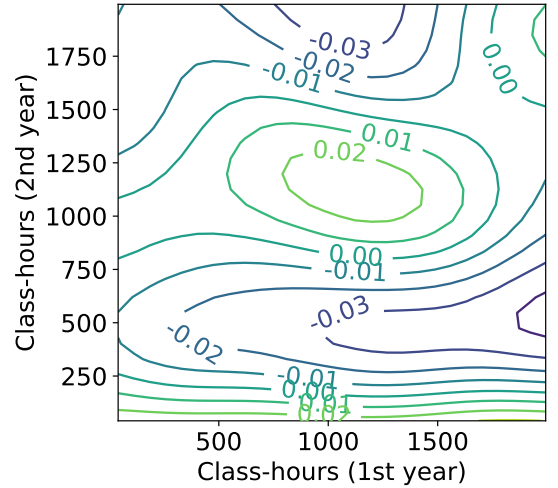
(b) $D_1 + D_2 \geq 40$

Figure 7: Class-hours for different samples

Next, we estimate dynamic responses for the new sample choice. Figure 8 visualizes results. For the sample with $D_1 + D_2 \geq 40$, the dynamic responses are similar to the dynamic responses of the sample with $D_1 + D_2 \geq 40$ and $Y > 0$ presented in the main text, albeit with a lower plateau and overall lower levels of counterfactual employment. These results confirm the robustness of the results we present in the main text.



(a) Dynamic response



(b) Incremental response

Figure 8: Dynamic and incremental response of job training on employment: $D_1 + D_2 \geq 40$