

# Optimal ANN-SNN Conversion for Fast and Accurate Inference in Deep Spiking Neural Networks

Jianhao Ding<sup>1</sup>, Zhaofei Yu<sup>1,2,3\*</sup>, Yonghong Tian<sup>1,3\*</sup> and Tiejun Huang<sup>1,2,3</sup>

<sup>1</sup>Department of Computer Science and Technology, Peking University

<sup>2</sup>Institute for Artificial Intelligence, Peking University

<sup>3</sup>Peng Cheng Laboratory

djh01998@stu.pku.edu.cn, {yuzf12,yhtian,tjhuang}@pku.edu.cn

## Abstract

Spiking Neural Networks (SNNs), as bio-inspired energy-efficient neural networks, have attracted great attentions from researchers and industry. The most efficient way to train deep SNNs is through ANN-SNN conversion. However, the conversion usually suffers from accuracy loss and long inference time, which impede the practical application of SNN. In this paper, we theoretically analyze ANN-SNN conversion and derive sufficient conditions of the optimal conversion. To better correlate ANN-SNN and get greater accuracy, we propose Rate Norm Layer to replace the ReLU activation function in source ANN training, enabling direct conversion from a trained ANN to an SNN. Moreover, we propose an optimal fit curve to quantify the fit between the activation value of source ANN and the actual firing rate of target SNN. We show that the inference time can be reduced by optimizing the upper bound of the fit curve in the revised ANN to achieve fast inference. Our theory can explain the existing work on fast reasoning and get better results. The experimental results show that the proposed method achieves near loss-less conversion with VGG-16, PreActResNet-18, and deeper structures. Moreover, it can reach  $8.6\times$  faster reasoning performance under  $0.265\times$  energy consumption of the typical method. The code is available at <https://github.com/DingJianhao/OptSNNConversion-RNL-RIL>.

## 1 Introduction

As a representative of artificial intelligence methods, deep learning has begun to exceed or approach human performance in various tasks, including image classification, natural language processing, and electronic sports [He *et al.*, 2016a; Brown *et al.*, 2020; Berner *et al.*, 2019]. But this success is at the cost of high energy consumption. Recently, neuromorphic hardware, including TrueNorth, SpiNNaker, Loihi, and so on [DeBole *et al.*, 2019; Painkras *et al.*, 2013; Davies *et al.*, 2018], is attracting more and more researchers

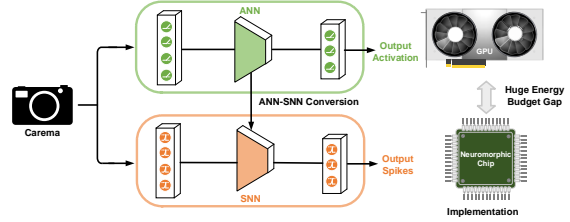


Figure 1: Illustration of the ANN-SNN conversion.

due to their high temporal resolution and low power budget. This kind of hardware runs Spiking Neural Networks (SNNs) instead of Artificial Neural Networks (ANNs). With unique memory and communication designs, an SNN implemented on SpiNNaker can achieve the power consumption of 0.3W for MNIST classification [Stromatias *et al.*, 2015]. For object detection, the spiking version of a YOLO model is estimated to be at least 100 times more energy-efficient than that on GPU [Kim *et al.*, 2020]. Such dedicated hardware and algorithms are highly appealing for mobile applications like autonomous vehicles and other power-limited scenes.

Nevertheless, training high-performance SNNs is a non-trivial problem. The neurons in SNNs emit discrete spikes, which disables the direct backpropagation training. Up to now, the training algorithms for SNNs can be summarised into four methodologies: supervised backpropagation through time [Wu *et al.*, 2019; Zenke and Vogels, 2021], unsupervised STDP learning [Kheradpisheh *et al.*, 2018; Diehl and Cook, 2015], ANN-SNN conversion [Cao *et al.*, 2015; Diehl *et al.*, 2015; Rueckauer *et al.*, 2017], and other mixture methods [Lee *et al.*, 2018; Tavanaei and Maida, 2019; Rathi *et al.*, 2020]. For deep SNN training, ANN-SNN conversion requires less GPU computing than supervised training with surrogate gradients. Meanwhile, it has yielded the best performance in large-scale networks and datasets among methodologies. Therefore, ANN-SNN conversion has become the first choice for deep SNN training, which is also the focus of this paper.

As illustrated in Fig. 1, ANN-SNN conversion is to map the parameters of a pre-trained ANN to an SNN with low accuracy loss. Cao *et al.* [2015] started the study of ANN-SNN conversion. They found the equivalence between the ReLU activation and the spiking neurons' firing rate, which

\*Corresponding author

is the foundation of later rate-based methods. Diehl *et al.* [2015] attributed the performance loss to inappropriate activation of neurons and proposed Weight Normalization methods (model-based and data-based) to scale the ANN weights. Rueckauer *et al.* [2017] gave a detailed theoretical explanation of ANN-SNN conversion and proposed a new reset-by-subtraction neuron to overcome accuracy degradation. They also extended the use of bias and Batch Normalization (BN) and proposed the Max Normalization algorithm (Max Norm for short), which uses maximum values of activation as scaling factors. Kim *et al.* [2020] suggested to use channel-wise normalization for convolutional nets. Different from conversion using ANN activation, Sengupta *et al.* [2019] proposed SpikeNorm, which makes use of spiking statistics to set the thresholds. To enable more accurate conversion, Rueckauer *et al.* [2017] further proposed Robust Normalization (Robust Norm for short), where the scaling factor changes from maximum activation value to 99.9% of activation. Yet this is not the first attempt to manually manipulate the threshold or factor. Cao *et al.* [2015] set the firing thresholds based on spike density. These practices allow the firing rates of some neurons to be constant 1. Here we refer to this phenomenon as *spike saturation*. However, both the maximum and 99.9% are rigid, which inspires us to explore a trainable way to achieve low conversion loss.

The conversion methods mentioned above all incur long simulation time when applied to deeper networks and more complicated datasets. That is, converted SNNs need a longer time to rival the original ANNs in precision. This restricts the practical promotion, such as real-time tracking and detection. Robust Normalization somewhat mitigates this problem by increasing the firing rates. Spike saturation actually causes the subsequent layers to infer faster. Based on this observation, Han *et al.* [2020] started to improve the inference latency by scaling the SpikeNorm thresholds. Han *et al.* then gave a theoretical analysis of the scale (setting the firing threshold as the expectation of weights  $\times$  spikes), but they used the manually set value eventually. Nevertheless, this inspires us that inference latency and parameters can establish associations on the model. A hybrid training scheme also helps. Rathi *et al.* [2020] realized fewer inference time-steps by conversion-based initialization and spike-timing-dependent backpropagation. Other methods concern coding schemes to achieve fast inference (i.e. shorter inference time), including Temporal-Switch Coding [Han and Roy, 2020], FS-conversion coding [Stöckl and Maass, 2021]. However, simply bypassing rate coding is not that rational. Though rate coding is not the perfect coding scheme, it is partially in line with observations in the visual cortex [Rullen and Thorpe, 2001]. Therefore, fast inference for rate-encoding deep SNNs is an important research direction. But it still lacks instructive principles and theories.

In this paper, we propose an ANN-SNN conversion method that enables high accuracy and low latency. The main contributions of this paper are summarized as follows:

- We theoretically analyze ANN-SNN conversion and derive the sufficient conditions of the optimal conversion. Based on this, we propose Rate Norm Layer to replace the ReLU activation function in source ANN, enabling

direct conversion from a trained ANN to an SNN. This will reduce the potential loss of information caused by normalization.

- We propose an optimal fit curve to quantify the fit between the activation value of source ANN and the actual firing rate of target SNN, and derive one upper bound of this convergent curve. We show that based on the Squeeze Theorem, the inference time can be reduced by optimizing the coefficient in the upper bound. These results can not only systematically explain previous findings that reasonable scaling of the threshold can speed up inference, but also give a proper theoretical basis for fast inference research.
- We demonstrate the utility of the proposed method with near loss-less conversion in deep network architectures on the MNIST, CIFAR-10, CIFAR-100 datasets. Moreover, it achieves  $8.6\times$  faster reasoning under  $0.265\times$  energy consumption of the typical method.

## 2 Methods

In this section, a theory for ANN-SNN conversion is first introduced. Based on this, Rate Norm Layer with trainable threshold is thus proposed. Then, we analyse the reason for slow inference and suggest optimization for fit of firing rates. Finally, we present a stage-wise learning strategy for accurate and fast SNN.

### 2.1 Theory for Conversion from ANN to SNN

The fundamental principle of ANN-SNN conversion is to match analog neurons' activation with spiking neurons' firing rate. One common way is to convert ReLU nonlinearity activation to the Integrate-and-Fire (I&F) neuron. To be specific, for analog neurons in layer  $l$  ( $l = 1, 2, \dots, L$ ), the ReLU activation can be described by:

$$\mathbf{a}_l = \max(W_{l-1}\mathbf{a}_{l-1} + \mathbf{b}_{l-1}, 0), \quad (1)$$

where vector  $\mathbf{a}_l$  is the output of all ReLU-based artificial neurons in layer  $l$ ,  $W_{l-1}$  and  $\mathbf{b}_{l-1}$  is the weight and the bias term for the neurons in layer  $l-1$ .

As for the I&F neuron, the membrane potential  $v_l^i(t)$  for the  $i$ -th neuron in layer  $l$  is formulated by:

$$\frac{dv_l^i(t)}{dt} = \sum_j \sum_{t_j \in T_j} W_{l-1}^{ij} \delta(t - t_j) + b_{l-1}^i, \quad (2)$$

where  $b_{l-1}^i$  denotes the bias current to the  $i$ -th neuron,  $W_{l-1}^{ij}$  denotes the synaptic weight between the  $j$ -th presynaptic neuron in layer  $l-1$  and the  $i$ -th neuron in layer  $l$ .  $\delta(\cdot)$  is the delta function.  $T_j$  denotes the set of spike time of the  $j$ -th presynaptic neuron, i.e.,  $T_j = \{t_j^{(1)}, t_j^{(2)}, \dots, t_j^{(K)}\}$ . When the membrane potential  $v_l^i(t)$  exceeds the firing threshold  $v_{th,l}$  in layer  $l$ , a spike is generated and the membrane potential  $v_l^i(t)$  is reset to the rest value  $v_{rest} < v_{th,l}$ .

To match analog neurons' activation with spiking neurons' firing rate, we discretize and vectorize Eq. 2 into time-steps

and obtain the spiking neuron model for layer  $l$ .

$$\begin{aligned} \mathbf{m}_l(t) &= \mathbf{v}_l(t-1) + \mathbf{W}_{l-1} \mathbf{s}_{l-1}(t) + \mathbf{b}_{l-1}, \\ \mathbf{s}_l(t) &= U(\mathbf{m}_l(t) - v_{th,l}), \\ \mathbf{v}_l(t) &= \mathbf{m}_l(t) - v_{th,l} \mathbf{s}_l(t), \end{aligned} \quad (3)$$

where  $\mathbf{m}_l(t)$  and  $\mathbf{v}_l(t)$  represent the membrane potential of all I&F neurons in layer  $l$  after neuronal dynamics and after the trigger of a spike at time  $t$ ,  $U(\cdot)$  is the Heaviside Step Function,  $\mathbf{s}_l(t)$  denotes the vector of binary spikes, the element in which equals 1 if there is a spike and 0 otherwise.  $\mathbf{b}_{l-1}$  is the vector of  $b_{l-1}^i$ , and  $\mathbf{W}_{l-1}$  is the weight matrix. Note that here we use the "soft reset" [Han *et al.*, 2020] instead of the "hard reset". At the moment of a spike, the membrane potential  $\mathbf{v}_l(t)$  is reduced by an amount equal to the firing threshold  $v_{th,l}$ , instead of going back to the reset value.

Based on these definitions, we can derive the relationship between the firing rate  $\mathbf{r}_l(t)$  of spiking neurons in layer  $l$  and  $\mathbf{r}_{l-1}(t)$  of neurons in layer  $l-1$ , which is depicted in Lemma 1. The proof can be found in the Appendix.

**Lemma 1.** *For a spiking neural network consisting of the reset-by-subtraction neurons mentioned in Eq. 3, assume that  $\mathbf{W}_{l-1}$  and  $\mathbf{b}_{l-1}$  are the parameters for layer  $l-1$ . Then when  $t \rightarrow \infty$ , the relation of the firing rate  $\mathbf{r}_l(t)$  and  $\mathbf{r}_{l-1}(t)$  is given by:*

$$\mathbf{r}_l = \text{clip}\left(\frac{\mathbf{W}_{l-1} \mathbf{r}_{l-1} + \mathbf{b}_{l-1}}{v_{th,l}}, 0, 1\right), \quad (4)$$

where  $\text{clip}(x, 0, 1) = x$  when  $x \in [0, 1]$ ,  $\text{clip}(x, 0, 1) = 1$  when  $x > 1$ , and  $\text{clip}(x, 0, 1) = 0$  when  $x < 0$ .

With Lemma 1 and Eq. 1, We can derive the theorem for conversion from ANN to SNN:

**Theorem 1.** *For an  $L$ -layered ANN with the ReLU activation and an  $L$ -layered SNN with the reset-by-subtraction neurons, assume that  $\mathbf{W}_{l-1}^{ANN}$ ,  $\mathbf{b}_{l-1}^{ANN}$  are the parameters for layer  $l-1$  of the ANN, and  $\mathbf{W}_{l-1}^{SNN}$ ,  $\mathbf{b}_{l-1}^{SNN}$  are the parameters for layer  $l-1$  of the SNN.  $\max_l$  is the maximum activation of layer  $l$  in ANN, and  $v_{th,l}$  is the firing threshold of layer  $l$  in SNN. The ANN can be converted to the SNN when  $t \rightarrow \infty$  (Eq. 1 equals Eq. 4) if for  $l = 1, 2, \dots, L$ , the following equations hold:*

$$\frac{\mathbf{W}_{l-1}^{SNN}}{v_{th,l}} = \mathbf{W}_{l-1}^{ANN} \frac{\max_{l-1}}{\max_l}, \quad \frac{\mathbf{b}_{l-1}^{SNN}}{v_{th,l}} = \frac{\mathbf{b}_{l-1}^{ANN}}{\max_l}. \quad (5)$$

The proof of Theorem 1 is presented in the Appendix. Eq. 5 implies that scaling operations are necessary to convert ANN to SNN, either scaling weights (i.e. weight normalization) or setting thresholds (i.e. threshold balancing). In this sense, weight normalization is equivalent to threshold balancing.

## 2.2 Rate Norm Layer

The choices of scaling factors are often empirical, and post-training [Rueckauer *et al.*, 2016; Han *et al.*, 2020]. To overcome this, we propose Rate Norm Layer (RNL) to replace the ReLU activation in ANN. The idea is to use a clip function with a trainable upper bound to output the simulated firing rate, which is the limitation of actual firing rate in SNN when

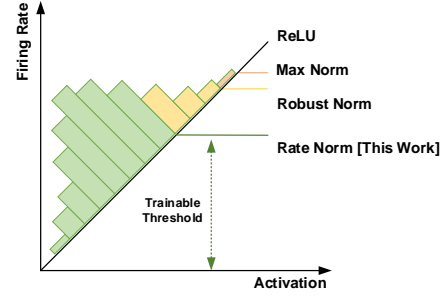


Figure 2: Response of simulated firing rate of Rate Normalization Layer with regard to ANN activation. The trainable threshold can adapt during training, and manual setting can be cancelled.

inference time  $T \rightarrow \infty$ . Here we denote the simulated firing rate as  $\hat{\mathbf{r}}_l$ , Rate Norm Layer can be formally expressed as follows:

$$\begin{aligned} \theta_l &= p_l \cdot \max(\mathbf{W}_{l-1} \hat{\mathbf{r}}_{l-1} + \mathbf{b}_{l-1}), \\ \mathbf{z}_l &= \text{clip}(\mathbf{W}_{l-1} \hat{\mathbf{r}}_{l-1} + \mathbf{b}_{l-1}, 0, \theta_l), \\ \hat{\mathbf{r}}_l &= \frac{\mathbf{z}_l}{\theta_l}, \end{aligned} \quad (6)$$

where  $p_l$  is a trainable scalar ( $p_l \in [0, 1]$ ), and  $\theta_l$  is the threshold of the  $l$ -th layer. With Theorem 1 satisfied ( $v_{th,l} = \theta_l$ ) and  $p_l = 1$ , one can find that Eq. 6 is equivalent to Eq. 4. In this case, RNL will degenerate to the Max Norm algorithm, which scales the weight  $\mathbf{W}_{l-1}$  by  $\frac{\max_{l-1}}{\max_l}$  and the bias  $\mathbf{b}_{l-1}$  by  $\frac{1}{\max_l}$ . A diagram comparison of different scaling schemes can be seen in Fig. 2. For mini-batch training, different batches have different maximum outputs. To reduce the perturbation caused by data sampling,  $\text{running\_max}(\mathbf{W}_{l-1} \hat{\mathbf{r}}_{l-1} + \mathbf{b}_{l-1})$  is used instead of  $\max(\mathbf{W}_{l-1} \hat{\mathbf{r}}_{l-1} + \mathbf{b}_{l-1})$ . The design of the Rate Norm Layer mainly considers the following three factors:

- Compared with directly cutting the simulated firing rate to 1, the backpropagation becomes more effective in RNL training.  $\max(\mathbf{W}_{l-1} \hat{\mathbf{r}}_{l-1} + \mathbf{b}_{l-1})$  and  $\text{running\_max}(\mathbf{W}_{l-1} \hat{\mathbf{r}}_{l-1} + \mathbf{b}_{l-1})$  can enable the gradient to flow out smoothly. Their participation in threshold calculating is similar to Batch Norm (BN) in mini-batch training. However, RNL cannot replace BN, because BN rescales the data to a normal distribution, which is related to the characteristics of ANN.
- The threshold  $\theta_l$  enables better generalization. Existing solutions mainly focus on using a subset of the training data for offline normalization. This will potentially influence the generalization of the scaled SNN for data out of subset. In contrast,  $\theta_l$  uses all data in training, which can be used directly in SNN inference.
- The threshold  $\theta_l$  is determined in training. For faster inference, Robust Norm requires empirical percentile which RNL doesn't need, as  $p_l$  is trainable. Certainly, just using ANN loss will not guide the model to reduce the inference delay. This also requires additional loss design, which will be shown later.

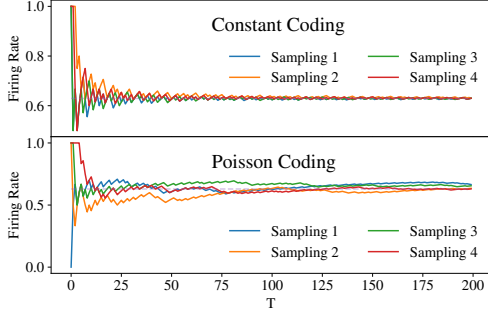


Figure 3: Firing rate curves of output neurons in a toy SNN with different rate coding schemes. The membrane potential of spiking neurons has been randomly initialized from independent samplings.

### 2.3 Optimization for Fast Inference

Rate-based SNN models take rate coding as input, and the time average of the output spikes as output. In the conversion methods, the coding scheme mainly consists of two ways. One is Poisson coding, of which spikes obey the Poisson process. The other is constant coding, to cooperate with the reset-by-subtraction neuron. Constant coding is not a new thing, it can be regarded as an integrating ADC in the signal processing [Eng Jr and Matson, 1994]. The two primary rate coding forms take time for the firing rate to approach its expectations. For the constant coding, its accumulated current needs to be rounded down when converted to spike counts. So the firing rate will be jagged and approach the analog value (Fig. 3). Using both codings will bring about unpredictable rate output in the first few time-steps. Following the suggestions of previous literature, constant coding is chosen as the primary scheme in this paper.

The time when the output firing rate of an SNN matches the analog output of an ANN is referred to as “inference time”, “inference latency” or “inference delay” [Neil *et al.*, 2016]. Fig. 3 implies that for both rate coding schemes, there will be an output delay. In deep neural networks, the stacking of layer-by-layer delays will bring greater inference delay. For example, ResNet-44 requires 350 time-steps to achieve the best accuracy [Hu *et al.*, 2018]. This problem is not limited to ANN-SNN Conversion. The BPTT trained SNN model also has similar issues.

Now that the reason for slow inference is attributed to the deviation of the encoder accumulation. To further analyze the characteristics, we propose to use  $K(\hat{\mathbf{r}}, \mathbf{r}(t))$  (K curve) to quantify the relationship between the simulated firing rate  $\hat{\mathbf{r}}$  of ANN and the real firing rate  $\mathbf{r}(t)$  of SNN after conversion.

$$K(\hat{\mathbf{r}}, \mathbf{r}(t)) = \frac{\|\mathbf{r}(t) - \hat{\mathbf{r}}\|_2^2}{\|\hat{\mathbf{r}}\|_2^2}. \quad (7)$$

Note that the design of  $K$  resembles the chi-square test in hypothesis testing.  $\hat{\mathbf{r}}$  and  $\mathbf{r}(t)$  denote the firing rates of all neurons in a certain layer.  $\|\cdot\|_2$  indicates  $L^2$  norm. The denominator  $\|\hat{\mathbf{r}}\|_2^2$  makes  $K(\hat{\mathbf{r}}, \mathbf{r}(t))$  have scale invariance. Therefore, we can compare the fitting of the firing rate between different layers. Ideally, given enough “inference time”,  $K(\hat{\mathbf{r}}, \mathbf{r}(t))$  will converge to 0. We believe K curve is

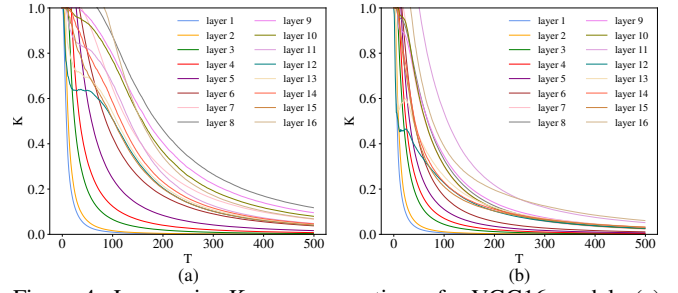


Figure 4: Layer-wise K curves over time of a VGG16 model. (a) The result of SNN using the Max Norm algorithm; (b) The result of scaling the thresholds by 0.8.

an adequate metric as the neuron population encoding information is considered rather than any single neuron.

Specifically, Fig. 4 gives an example to illustrate how the K curve fits between different layers of a VGG16 and a converted SNN. An image is used for reasoning and calculating K curves. As the layer deepens, the convergence speed of the K curve becomes slower. By accelerating the convergence of the K curve, the inference can speed up. Here we derive one of the upper bound for  $K(\hat{\mathbf{r}}, \mathbf{r}(t))$ .

**Theorem 2.** For layer  $l$  in an ANN and the converted SNN with constant coding, given the simulated firing rate  $\hat{\mathbf{r}}_l$  and the real firing rate  $\mathbf{r}_l$ , we have:

$$K_l < \frac{2\Omega_l}{t}, \quad (8)$$

where  $K_l$  denotes the abbreviation of  $K(\hat{\mathbf{r}}_l, \mathbf{r}_l(t))$  in layer  $l$ ,  $\Omega_l = \frac{\|\hat{\mathbf{r}}_l\|_1}{\|\hat{\mathbf{r}}_l\|_2^2} \cdot \|\cdot\|_p$  denotes  $L^p$  norm.

The detailed proof of Theorem 2 is described in the Appendix.  $\Omega_l$  is named as Rate Inference Loss (RIL) of the  $l$ -th layer. Eq. 8 indicates that  $K_l$  is less than an inverse proportional curve to  $t$ .

For the convergence of the last layer (the  $L$ -th layer), if  $\Omega_L$  reduces,  $K_L$  will converge faster to 0 due to the Squeeze Theorem. That is, the real firing rate of the SNN approaches the simulated value of the ANN more faster, leading to faster and more stable outputs of SNN. However, considering that the network actually has inference delays layer by layer, a better solution is to reduce the average value of  $\Omega_l (l = 1, 2, \dots, L)$ . Thus, the overall training loss is composed of the loss related to the task and RIL multiplied by hyperparameter  $\lambda$ .

$$\mathcal{L}'(f(\mathbf{x}), \mathbf{y}) = \mathcal{L}(f(\mathbf{x}), \mathbf{y}) + \lambda \frac{\sum \Omega_l}{L}, \quad (9)$$

where  $(\mathbf{x}, \mathbf{y})$  is data tuple for training and  $f(\cdot)$  is the network with  $L$  Rate Norm Layers. Based on Eq. 6, we are able to calculate the partial derivative of  $\Omega_L$  w.r.t.  $p_L$ , and obtain:

$$\begin{aligned} \frac{\partial \Omega_L}{\partial p_L} &= \sum_i \frac{\partial \Omega_L}{\partial \hat{\mathbf{r}}_{L,i}} \frac{\partial \hat{\mathbf{r}}_{L,i}}{\partial p_L} \\ &= \sum_i \left[ \left( \frac{\|\hat{\mathbf{r}}_L\|_2^2 - 2\hat{\mathbf{r}}_{L,i}\|\hat{\mathbf{r}}_{L,i}\|_1}{\|\hat{\mathbf{r}}_L\|_2^4} \right) \left( -\frac{\hat{\mathbf{r}}_{L,i}}{p_L} \right) \right] \\ &= \frac{\|\hat{\mathbf{r}}_L\|_1}{p_L \|\hat{\mathbf{r}}_L\|_2^2}, \end{aligned} \quad (10)$$

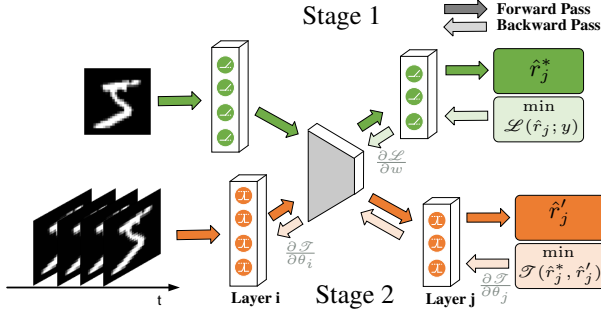


Figure 5: Diagram of SNN training. The training consists of two stages. It first trains for accuracy by adjusting weights. Then it optimizes for fast inference by adjusting firing thresholds.

where  $\hat{r}_{L,i}$  denotes the  $i$ -th element of  $\hat{r}_L$ .

Eq. 10 implies that the partial derivative of  $\Omega_L$  w.r.t.  $p_L$  is positive. Simply minimizing  $\Omega_L$  will reduce the neurons'  $p_L$ . The upper limit of  $p_L$  is unnecessary in this sense. Nevertheless, this will lead more neurons to saturation state and lose model accuracy. Thus, we jointly optimize the two losses and tune the hyper-parameter  $\lambda$  to reach the optimal trade-off between model accuracy and conversion loss.

So far, the current theories and analyses can also systematically explain the findings of Han *et al.* That is, reasonable scaling of the threshold can speed up the inference. If the threshold is set smaller, the Rate Inference Loss will decrease. Since the curve value and time are inversely proportional, it is equivalent to accelerating the decrease of the curve. On the contrary, if the threshold is too large, many neurons in the SNN will have low firing rates to produce accurate output. Of course, the threshold should not be too small to prevent more neurons from saturating and losing information. Fig. 4(b) shows the K curve after adjusting the threshold using the algorithm of Han *et al.*

## 2.4 Training for Accurate and Fast SNN

In Section 2.2, the  $p_L$  of the Rate Norm Layer is restricted to  $[0, 1]$ . This means if the Rate Norm Layer is directly trained, the simulated firing rate after clipping and scaling will inevitably bear information loss. The information loss here indicates that the output distribution due to cropping is different from the original distribution. This will make it difficult to take advantage of ANN's performance. So the training strategy needs to be carefully designed. When  $p_L = 1$  is fixed,  $z_L$  is clipped with  $\text{running\_max}(z_L)$ , which has less information loss. After the network synaptic parameters are fixed, the neuron threshold starts training. The training goal at this stage is to reduce information loss and to reduce Rate Inference Loss. As the output  $f(x)$  of an ANN is  $\hat{r}_L$ , the goal is to optimize (according to Eq. 9):

$$\mathcal{L}'(\hat{r}_L, y) = \mathcal{L}(\hat{r}_L, y) + \lambda \frac{\sum \Omega_L}{L}, \quad (11)$$

we decompose this goal into two stage goals (shown in Fig. 5):

Stage 1 is accuracy training, when network outputs  $\hat{r}_L^*$ .

	Network	SNN Acc (%)	Conversion Loss (%)
MNIST			
[Diehl <i>et al.</i> , 2015]	Spiking NN	98.6	-
[Rueckauer <i>et al.</i> , 2017]	-	99.44	0.00
<b>This work (RNL)</b>	7-Layered CNN	96.51	0.00
<b>This work (RNL)</b>	AlexNet	99.46	-0.04
CIFAR-10			
[Sengupta <i>et al.</i> , 2019]	ResNet-20	87.46	+1.64
[Sengupta <i>et al.</i> , 2019]	VGG-16	91.55	+0.15
[Hunsberger and Eliasmith, 2015]	-	83.54	+0.18
[Cao <i>et al.</i> , 2015]	7-Layered CNN*	77.43	+1.69
[Han <i>et al.</i> , 2020]	ResNet-20	91.36	+0.11
[Han <i>et al.</i> , 2020]	VGG-16	93.63	0.00
[Rueckauer <i>et al.</i> , 2017]	-	88.82	+0.05
<b>This work (RNL)</b>	VGG-16	92.86	-0.04
<b>This work (RNL)</b>	PreActResNet-18	93.45	-0.39
CIFAR-100			
[Han <i>et al.</i> , 2020]	VGG-16	70.93	+0.29
[Han <i>et al.</i> , 2020]	ResNet-20	67.82	+0.90
<b>This work (RNL)</b>	VGG-16	75.02	+0.54
<b>This work (RNL)</b>	PreActResNet-18	75.10	-0.45
<b>This work (RNL)</b>	PreActResNet-34	72.91	+0.80

Table 1: Best Accuracy Performance comparing with related methods. Values in the table represent the best accuracy and the accuracy loss of conversion ( $\text{Acc}_{\text{ANN}} - \text{Acc}_{\text{SNN}}$ ). The structure of 7-Layered CNN is 32C3-P2-32C3-P2-32C3-P2-32FC10, which is different from the one with asterisk in the table.

The target is:

$$\min_{W,b} \mathcal{L}(\hat{r}_L^*, y). \quad (12)$$

Stage 2 is for fast inference. Assume the output of this stage is  $\hat{r}_L'$ . Then the target is:

$$\min_{\theta} \mathcal{T}(\hat{r}_L^*, \hat{r}_L'),$$

$$\mathcal{T}(\hat{r}_L^*, \hat{r}_L') = 1 - \text{Cos}(\hat{r}_L^*, \hat{r}_L') + \lambda \frac{\sum \Omega_L}{L}. \quad (13)$$

The cos distance is used to maintain neuron information. The detailed training and converting algorithm is described in Algorithm 1 in the Appendix.

## 3 Experiments

### 3.1 Experiment Implementation

We validate our methods on the image recognition benchmarks, namely the MNIST<sup>1</sup>, CIFAR-10, CIFAR-100<sup>2</sup> datasets. For MNIST, we consider a 7-layered CNN and AlexNet. For CIFAR-10, we use VGG-16 and PreActResNet-18 network structures. It is worth noting that we did not use the common ResNet as we think PreActResNet will help the training of Rate Norm Layers [He *et al.*, 2016b]. For CIFAR-100, VGG-16, PreActResNet-18 and PreActResNet-34 are used. We present the simulation results and analysis in the following subsections.

### 3.2 Accuracy Performance

We first evaluate the effectiveness of the proposed Rate Norm Layer. A network with Rate Norm Layers is trainable with backpropagation. When testing SNN performance, all Rate

<sup>1</sup><http://yann.lecun.com/exdb/mnist/>

<sup>2</sup><https://www.cs.toronto.edu/~kriz/cifar.html>



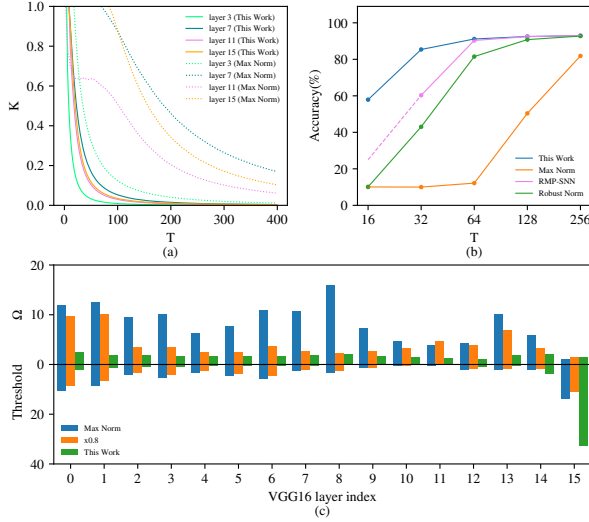


Figure 6: Fast inference performance of SNNs converted from VGG-16 trained on CIFAR-10. (a) The K curve over time. For readability, 4 of the 16 layers of VGG-16 are extracted to display the K curves. (b) Accuracy curves over time. The dotted line only indicates the tendency due to the lack of data. (c)  $\Omega$  and threshold distribution.

Norm Layers are converted to I&F neuron models with  $\theta_l$  as the threshold. Table 1 shows the best accuracy of the converted SNNs compared with typical works. The converted SNNs achieve the state-of-the-art performance on MNIST and CIFAR-100 datasets, and reach a similar performance on CIFAR-10. For VGG-16 trained by CIFAR-100, the proposed method reaches top-1 accuracy 75.02%, whereas the state-of-the-art ANN-SNN algorithm reaches 70.93%. Conversion loss is considered here to evaluate the quality of the ANN-SNN conversion. As illustrated in Table 1, ANN-SNN conversion with Rate Norm Layers has low conversion loss, or even negative conversion loss, indicating that the converted SNN may outperform the original ANN. In contrast, the loss is usually positive for other methods, meaning that the performance of the converted SNN is not as good as ANN.

### 3.3 Fast Inference Performance

We test whether the proposed Rate Inference Loss can speed up inference, that is, speed up the convergence of the K curve. Fig. 6(a) and (b) show how the K curve and accuracy change over latency, where the dotted line in Fig. 6(a) represents the Max Norm method. As can be seen from Fig. 6(a), the K curves of the proposed method converge to 0 quickly, which are much faster than those of the Max Norm method. Thus the proposed method can implement fast inference. The inference performance can be observed in Fig. 6(b). The proposed method reaches an accuracy of 85.40% using 32 time-steps, whereas the methods of Max Norm, Robust Norm, and RMP-SNN reach 10.00%, 43.03% and 63.30% at the end of 32 time-steps. Moreover, the proposed method achieves an accuracy above 90% using only 52 time-steps, which is 8.6 times faster than Max Norm that uses 446 time-steps. Detailed accuracy comparison on time T is shown in Table 2.

	Network	16	32	64	128	256
Max Norm	VGG-16	10.07	10.00	12.17	50.37	81.85
[Rueckauer <i>et al.</i> , 2017]	PreActResNet-18	11.75	11.75	21.08	55.25	78.33
Robust Norm	VGG-16	10.11	43.03	81.52	90.80	92.75
[Rueckauer <i>et al.</i> , 2017]	PreActResNet-18	13.50	13.00	23.50	59.50	80.50
[Han <i>et al.</i> , 2020]	VGG-16	-	60.30	90.35	92.41	93.04
<b>This work (RNL+RIL)</b>	VGG-16	57.90	85.40	91.15	92.51	92.95
<b>This work (RNL+RIL)</b>	PreActResNet-18	47.63	83.95	91.96	93.27	93.41

Table 2: Fast Inference Performance comparing with related methods. Values in the table represent the instant accuracy of latency T. All the networks are trained on CIFAR-10.

The threshold and  $\Omega$  of VGG-16 are visualized in Fig. 6(c). For the Max Norm method, as all the I&F neurons use the same threshold 1, we regard the maximum value of ReLU outputs as the equivalent threshold. It can be found that the distribution gap of the threshold is relatively large. But when paying attention to the  $\Omega$  distribution, the  $\Omega$  after the threshold scaling (orange column) is usually smaller than that of Max Norm (blue column). In contrast, training with Rate Inference Loss will keep  $\Omega$  at a relatively low and average level, and thus benefit inference.

### 3.4 Energy Estimation of Neuromorphic Hardware

SNNs have a considerable potential on neuromorphic chips. One of the benefits is to reduce the energy budget. To study the energy efficiency of fast reasoning, we use the energy model proposed by Cao *et al.* [Cao *et al.*, 2015] to model the energy consumption on neuromorphic chips. Assume that a spike activity would bring about the energy consumption of  $\alpha$  Joules and 1 time-step takes 1ms. Then the power model is defined as:

$$P = \frac{\text{total spikes}}{1 \times 10^{-3}} \times \alpha \text{ (Watts)} \quad (14)$$

The previous energy analysis mainly focused on total energy consumption during inference. However, in real application scenarios, the total energy consumed before the model reaches reliable accuracy is more important. In this regard, we evaluate the performance of the proposed method and the Max Norm method on energy. Fig. 7(a) is the power histogram over time. Due to the lower threshold, the power of our model is relatively high. The integral of the deep color area represents the energy consumed to achieve 90% accuracy. The energy consumption of the proposed model is only 0.265 times of the Max Norm method when it reaches 90% accuracy. This means that the  $8.6 \times$  reasoning speedup will not bring much more energy consumption. Fig. 7(b) shows the logarithmic ratio of energy and inference speedup. Our model exhibits the properties of “fast reasoning” and “energy efficiency”.

## 4 Conclusions

This paper proposes a method to convert conventional ANNs to SNNs. The Rate Norm Layer is introduced to replace ReLU for optimal conversion. Besides, we quantify the fit between the ANN activation and the firing rate of the converted SNN by an optimal fit curve. The inference time can

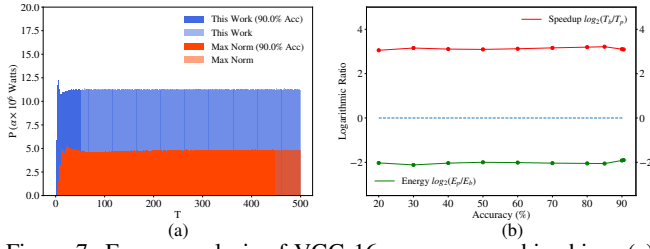


Figure 7: Energy analysis of VGG-16 on neuromorphic chips. (a) is the power histogram. The integral of the deep color area is the energy for accuracy to reach 90%. (b) is the logarithmic ratio of energy consumption and inference speedup. ‘p’ is for the proposed method, and ‘b’ is for the baseline Max Norm method.

be reduced by optimizing the coefficient of the upper bound of the fit curve, namely Rate Inference Loss. Thus, a two-staged learning scheme is proposed to obtain fast and accurate deep SNNs. Experimental results demonstrate that our methods achieve low accuracy loss and fast reasoning with deep structures such as VGG and PreActResNet.

## Acknowledgment

This work was supported by the National Natural Science Foundation of China (62027804, 61825101, 62088102 and 61961130392).

## Appendix A: Proofs

Here we provide the theoretic proofs of theorems and lemmas in this paper.

**Lemma 1.** For a spiking neural network consisting of the reset-by-subtraction neurons mentioned in Eq. 3, assume that  $W_{l-1}$  and  $b_{l-1}$  are the parameters for layer  $l-1$ . Then when  $t \rightarrow \infty$ , the relation of the firing rate  $r_l(t)$  and  $r_{l-1}(t)$  is given by:

$$r_l = \text{clip} \left( \frac{W_{l-1}r_{l-1} + b_{l-1}}{v_{th,l}}, 0, 1 \right), \quad (1)$$

where  $\text{clip}(x, 0, 1) = x$  when  $x \in [0, 1]$ ,  $\text{clip}(x, 0, 1) = 1$  when  $x > 1$ , and  $\text{clip}(x, 0, 1) = 0$  when  $x < 0$ .

*Proof.* For the reset-by-subtraction spiking neurons formulated by Eq. 3 in the main text, we can stack the equations and get the discrete function between spikes of layer  $l$  and layer  $l-1$ :

$$v_l(t) - v_l(t-1) = W_{l-1}s_{l-1}(t) + b_{l-1} - v_{th,l}s_l(t). \quad (2)$$

By summing the left and right expressions over time and dividing  $tv_{th,l}$  on the both sides, the equation can be reformulated as:

$$r_l(t) = \frac{\sum(s_l(t))}{t} = \frac{W_{l-1}r_{l-1}(t) + b_{l-1}}{v_{th,l}} - \frac{v_l(t)}{tv_{th,l}}, \quad (3)$$

where  $r_l(t)$  denotes the firing rates of all neurons in layer  $l$ .

From the membrane potential updating function (Eq. 3),  $v_l(t)$  is in the range of  $[0, v_{th,l}]$ , thus we have:

$$\lim_{t \rightarrow \infty} \frac{v_l(t)}{tv_{th,l}} = 0. \quad (4)$$

As the value of  $s_l(t)$  can only be 0 or 1, the firing rate  $r_l(t)$  is strictly restricted in  $[0, 1]$ . When  $t \rightarrow \infty$ , it's straightforward to conclude that

$$r_l = \text{clip} \left( \frac{W_{l-1}r_{l-1} + b_{l-1}}{v_{th,l}}, 0, 1 \right). \quad (5)$$

□

**Theorem 1.** For an  $L$ -layered ANN with the ReLU activation and an  $L$ -layered SNN with the reset-by-subtraction neurons, assume that  $W_{l-1}^{ANN}, b_{l-1}^{ANN}$  are the parameters for layer  $l-1$  of the ANN, and  $W_{l-1}^{SNN}, b_{l-1}^{SNN}$  are the parameters for layer  $l-1$  of the SNN.  $\max_l$  is the maximum activation of layer  $l$  in ANN, and  $v_{th,l}$  is the firing threshold of layer  $l$  in SNN when  $t \rightarrow \infty$ . The ANN can be converted to the SNN (Eq. 1 equals Eq. 4) if for  $l = 1, 2, \dots, L$ , the following equations hold:

$$\frac{W_{l-1}^{SNN}}{v_{th,l}} = W_{l-1}^{ANN} \frac{\max_{l-1}}{\max_l}, \quad \frac{b_{l-1}^{SNN}}{v_{th,l}} = \frac{b_{l-1}^{ANN}}{\max_l}. \quad (6)$$

*Proof.* The conversion of ANN to SNN is built on the basis of the equivalent of SNN firing rate and ANN activation. Considering spiking neurons of layer  $l$  and  $l-1$  in an SNN, the relationship between the firing rate  $r_l(t)$  and  $r_{l-1}(t)$  is:

$$r_l = \text{clip} \left( \frac{W_{l-1}^{SNN}r_{l-1} + b_{l-1}^{SNN}}{v_{th,l}}, 0, 1 \right). \quad (7)$$

Note that the firing rate  $r_i$  ( $i = 1, 2, \dots, L$ ) in Eq. 7 is restricted in  $[0, 1]$ . But the ANN activation (ReLU) only satisfy  $a_i \geq 0$  (Eq. 1 in the main text). In fact, for countable limited dataset, the activation generated by the network is also upper bounded. Assume that the upper bound for the output of all ReLU-based artificial neurons in layer  $i$  is  $\max_i$ , we have:

$$0 \leq a_i \leq \max_i. \quad (8)$$

Let  $z_i = \frac{a_i}{\max_i}$ , then  $0 \leq z_i \leq 1$  ( $i = 1, 2, \dots, L$ ). According to Eq. 1, the activation of layer  $l$  and  $l-1$  satisfy:

$$a_l = \max(W_{l-1}^{ANN}a_{l-1} + b_{l-1}^{ANN}, 0) \quad (9)$$

As the  $a_l$  clipped by  $\max_l$  equals the original  $a_l$ . Then,

$$a_l = \text{clip}(W_{l-1}^{ANN}a_{l-1} + b_{l-1}^{ANN}, 0, \max_l) \quad (10)$$

By dividing  $\max_l$  on both sides of Eq. 10 and substituting  $a_i$  by  $z_i \max_i$ , we have:

$$z_l = \text{clip} \left( \frac{W_{l-1}^{ANN}z_{l-1}\max_{l-1} + b_{l-1}^{ANN}}{\max_l}, 0, 1 \right) \quad (11)$$

Comparing Eq. 7 and Eq. 11, We can conclude that Eq. 7 equals Eq. 11 if for  $l = 1, 2, \dots, L$ , the following equations hold:

$$\frac{W_{l-1}^{SNN}}{v_{th,l}} = W_{l-1}^{ANN} \frac{\max_{l-1}}{\max_l}, \quad \frac{b_{l-1}^{SNN}}{v_{th,l}} = \frac{b_{l-1}^{ANN}}{\max_l} \quad (12)$$

□

**Theorem 2.** For layer  $l$  in an ANN and the converted SNN with constant coding, given the simulated firing rate  $\hat{\mathbf{r}}_l$  and the real firing rate  $\mathbf{r}_l$ , we have:

$$K_l < \frac{2\Omega_l}{t}, \quad (13)$$

where  $K_l$  denotes the abbreviation of  $K(\hat{\mathbf{r}}_l, \mathbf{r}_l(t))$  in layer  $l$ ,  $\Omega_l = \frac{\|\hat{\mathbf{r}}_l\|_1}{\|\hat{\mathbf{r}}_l\|_2^2} \cdot \|\cdot\|_p$  denotes  $L^p$  norm.

*Proof.* Consider that firing is a cumulative and rounded firing process. When  $\hat{\mathbf{r}}_l$  is given,  $\mathbf{r}_l(t)$  is approximate as  $\frac{\lfloor \hat{\mathbf{r}}_l t \rfloor}{t}$ , also  $\hat{\mathbf{r}}_{l,i} - \frac{1}{t} < \frac{\lfloor \hat{\mathbf{r}}_{l,i} t \rfloor}{t} \leq \hat{\mathbf{r}}_{l,i}$ , where  $\hat{\mathbf{r}}_{l,i}$  denotes the  $i$ -th element of the vector  $\hat{\mathbf{r}}_l$ . For the  $l$ -th layer, we have:

$$\begin{aligned} \left\| \mathbf{r}_l(t) - \hat{\mathbf{r}}_l \right\|_2^2 &= \left\| \frac{\lfloor \hat{\mathbf{r}}_l t \rfloor}{t} - \hat{\mathbf{r}}_l \right\|_2^2 = \sum_i \left[ \frac{\lfloor \hat{\mathbf{r}}_{l,i} t \rfloor}{t} - \hat{\mathbf{r}}_{l,i} \right]^2 \\ &= \sum_i \left[ \left( \frac{\lfloor \hat{\mathbf{r}}_{l,i} t \rfloor}{t} \right)^2 - 2\hat{\mathbf{r}}_{l,i} \frac{\lfloor \hat{\mathbf{r}}_{l,i} t \rfloor}{t} + \hat{\mathbf{r}}_{l,i}^2 \right] \\ &< \sum_i \left[ \hat{\mathbf{r}}_{l,i}^2 - 2\hat{\mathbf{r}}_{l,i} \left( \hat{\mathbf{r}}_{l,i} - \frac{1}{t} \right) + \hat{\mathbf{r}}_{l,i}^2 \right] \\ &= \sum_i \left[ \hat{\mathbf{r}}_{l,i}^2 - 2\hat{\mathbf{r}}_{l,i}^2 + 2\hat{\mathbf{r}}_{l,i} \frac{1}{t} + \hat{\mathbf{r}}_{l,i}^2 \right] \\ &= \sum_i \frac{2\hat{\mathbf{r}}_{l,i}}{t} = \frac{2\|\hat{\mathbf{r}}_l\|_1}{t} \end{aligned} \quad (14)$$

The last equality holds as simulated firing rate  $\hat{\mathbf{r}}_l \geq 0$ . Thus the sum of all items in  $\hat{\mathbf{r}}_l$  equals its  $L^1$  norm. Now we conclude that:

$$K_l = \frac{\|\mathbf{r}_l(t) - \hat{\mathbf{r}}_l\|_2^2}{\|\hat{\mathbf{r}}_l\|_2^2} < \frac{2\|\hat{\mathbf{r}}_l\|_1}{\|\hat{\mathbf{r}}_l\|_2^2 t} = \frac{2\Omega_l}{t} \quad (15)$$

□

## Appendix B: Supplementary of Methods and Experiments

The training and converting algorithm is described in Algorithm 1. In Stage 2, since each trainable  $p_i$  will scale the output, to reduce the instability of threshold training on the deep model, all layers share the same  $p_i$  when training. Besides, to limit  $p_i \in [0, 1]$  of Rate Norm Layer, use  $\text{sigmoid}(p'_i)$  in place of  $p_i$ .

The experiments are conducted on the PyTorch platform. The GPU used in training is NVIDIA GeForce RTX 2080 Ti.

---

**Algorithm 1** Mini-batch training and converting a spiking neural network from a source ANN with Rate Norm Layers. ‘r\_max’ is short for ‘running\_max’.

---

**Require:** A spiking neural network  $f_{SNN}$  with thresholds  $\{v_{th,k} | k=1, 2, \dots, L\}$ ; A network with  $L$  Rate Norm Layers  $f_{ANN}$ ; Dataset  $D$  for training; Number of epochs for Stage 1 *epoch1*; Number of epochs for Stage 2 *epoch2*  
**Ensure:**  $p_k=1.0$ ,  $r\_max_k=1.0$  ( $k = 1, 2, \dots, L$ ); momentum parameter  $m = 0.1$ ,  $\lambda = 0.5$

```

1: {Stage 1: Accuracy Training for  $f_{ANN}$ }
2: for e = 1 to epoch1 do
3:   for length of Dataset  $D$  do
4:     Sample minibatch  $(\mathbf{x}, \mathbf{y})$  from  $D$ 
5:      $\hat{\mathbf{r}}_0^* = \mathbf{x}$ 
6:     for k = 1 to L do
7:        $r\_max_k = (1-m) r\_max_k + m \max(\hat{\mathbf{r}}_{k-1}^*)$ 
8:        $\theta_k = p_k r\_max_k$ 
9:        $\hat{\mathbf{r}}_k^* = \text{clip}[(W_{k-1} \hat{\mathbf{r}}_{k-1}^* + \mathbf{b}_{k-1}) / \theta_k, 0, 1]$ 
10:    end for
11:    Loss =  $\mathcal{L}(\hat{\mathbf{r}}_L^*; \mathbf{y})$ 
12:    Backward propagation through network
13:    Update  $W_k$  and  $\mathbf{b}_k$  ( $k = 1, 2, \dots, L-1$ )
14:  end for
15: end for
16: {Stage 2: Fast Inference Training for  $f_{ANN}$ }
17: for e = 1 to epoch2 do
18:   for length of Dataset  $D$  do
19:     Sample minibatch  $(\mathbf{x}, \mathbf{y})$  from  $D$ 
20:      $\hat{\mathbf{r}}_0^* = \hat{\mathbf{r}}_0' = \mathbf{x}$ 
21:     for k = 1 to L do
22:        $r\_max_k = (1-m) r\_max_k + m \max(\hat{\mathbf{r}}_{k-1}^*)$ 
23:        $\theta_k = p_k r\_max_k$ 
24:        $\hat{\mathbf{r}}_k^* = \text{clip}[(W_{k-1} \hat{\mathbf{r}}_{k-1}^* + \mathbf{b}_{k-1}) / \theta_k, 0, 1]$ 
25:     end for
26:     for k = 1 to L do
27:        $r\_max_k = (1-m) r\_max_k + m \max(\hat{\mathbf{r}}_{k-1}')
28:        $\theta_k = p_k r\_max_k$ 
29:        $\hat{\mathbf{r}}_k' = \text{clip}[(W_{k-1} \hat{\mathbf{r}}_{k-1}' + \mathbf{b}_{k-1}) / \theta_k, 0, 1]$ 
30:     end for
31:     Loss =  $\mathcal{T}(\hat{\mathbf{r}}_L^*, \hat{\mathbf{r}}_L')$  (Eq.13)
32:     Backward propagation through network
33:     Update  $p_k$  ( $k = 1, 2, \dots, L$ )
34:   end for
35: end for
36: {Converting SNN  $f_{SNN}$  from pre-trained  $f_{ANN}$ }
37: for k = 1 to L do
38:    $f_{SNN}.W_k = f_{ANN}.W_k$ 
39:    $f_{SNN}.\mathbf{b}_k = f_{ANN}.\mathbf{b}_k$ 
40:    $f_{SNN}.v_{th,k} = f_{ANN}.\theta_k$ 
41: end for
42: return  $f_{SNN}$$ 
```

---



## References

- [Berner *et al.*, 2019] Christopher Berner, Greg Brockman, Brooke Chan, Vicki Cheung, Przemysław Dębiak, Christy Dennison, David Farhi, Quirin Fischer, Shariq Hashme, Chris Hesse, et al. Dota 2 with large scale deep reinforcement learning. *arXiv preprint arXiv:1912.06680*, 2019.
- [Brown *et al.*, 2020] Tom B Brown, Benjamin Mann, Nick Ryder, Melanie Subbiah, Jared Kaplan, Prafulla Dhariwal, Arvind Neelakantan, Pranav Shyam, Girish Sastry, Amanda Askell, et al. Language models are few-shot learners. *arXiv preprint arXiv:2005.14165*, 2020.
- [Cao *et al.*, 2015] Yongqiang Cao, Yang Chen, and Deepak Khosla. Spiking deep convolutional neural networks for energy-efficient object recognition. *International Journal of Computer Vision*, 113(1):54–66, 2015.
- [Davies *et al.*, 2018] Mike Davies, Narayan Srinivasa, Tsung-Han Lin, Gautham Chinya, Yongqiang Cao, Sri Harsha Choday, Georgios Dimou, Prasad Joshi, Nabil Imam, Shweta Jain, et al. Loihi: A neuromorphic manycore processor with on-chip learning. *IEEE Micro*, 38(1):82–99, 2018.
- [DeBole *et al.*, 2019] Michael V DeBole, Brian Taba, Arnon Amir, Filipp Akopyan, Alexander Andreopoulos, William P Risk, Jeff Kusnitz, Carlos Ortega Otero, Tapan K Nayak, Rathinakumar Appuswamy, et al. TrueNorth: Accelerating from zero to 64 million neurons in 10 years. *Computer*, 52(5):20–29, 2019.
- [Diehl and Cook, 2015] Peter U Diehl and Matthew Cook. Unsupervised learning of digit recognition using spike-timing-dependent plasticity. *Frontiers in Computational Neuroscience*, 9:99, 2015.
- [Diehl *et al.*, 2015] Peter U Diehl, Daniel Neil, Jonathan Binas, Matthew Cook, Shih-Chii Liu, and Michael Pfeiffer. Fast-classifying, high-accuracy spiking deep networks through weight and threshold balancing. In *IJCNN*, pages 1–8, 2015.
- [Eng Jr and Matson, 1994] Benjamin Eng Jr and Don P Matson. Multiple slope analog-to-digital converter, June 14 1994. US Patent 5,321,403.
- [Han and Roy, 2020] Bing Han and Kaushik Roy. Deep spiking neural network: Energy efficiency through time based coding. In *ECCV*, pages 388–404, 2020.
- [Han *et al.*, 2020] Bing Han, Gopalakrishnan Srinivasan, and Kaushik Roy. RMP-SNN: Residual membrane potential neuron for enabling deeper high-accuracy and low-latency spiking neural network. In *CVPR*, pages 13558–13567, 2020.
- [He *et al.*, 2016a] Kaiming He, Xiangyu Zhang, Shaoqing Ren, and Jian Sun. Deep residual learning for image recognition. In *CVPR*, pages 770–778, 2016.
- [He *et al.*, 2016b] Kaiming He, Xiangyu Zhang, Shaoqing Ren, and Jian Sun. Identity mappings in deep residual networks. In *ECCV*, pages 630–645. Springer, 2016.
- [Hu *et al.*, 2018] Yangfan Hu, Huajin Tang, Yueming Wang, and Gang Pan. Spiking deep residual network. *arXiv preprint arXiv:1805.01352*, 2018.
- [Hunsberger and Eliasmith, 2015] Eric Hunsberger and Chris Eliasmith. Spiking deep networks with LIF neurons. *arXiv preprint arXiv:1510.08829*, 2015.
- [Kheradpisheh *et al.*, 2018] Saeed Reza Kheradpisheh, Mohammad Ganjtabesh, Simon J Thorpe, and Timothée Masquelier. STDP-based spiking deep convolutional neural networks for object recognition. *Neural Networks*, 99:56–67, 2018.
- [Kim *et al.*, 2020] Seijoon Kim, Seongsik Park, Byunggook Na, and Sungroh Yoon. Spiking-YOLO: Spiking neural network for energy-efficient object detection. In *AAAI*, pages 11270–11277, 2020.
- [Lee *et al.*, 2018] Chankyu Lee, Priyadarshini Panda, Gopalakrishnan Srinivasan, and Kaushik Roy. Training deep spiking convolutional neural networks with STDP-based unsupervised pre-training followed by supervised fine-tuning. *Frontiers in Neuroscience*, 12:435, 2018.
- [Neil *et al.*, 2016] Daniel Neil, Michael Pfeiffer, and Shih-Chii Liu. Learning to be efficient: Algorithms for training low-latency, low-compute deep spiking neural networks. In *ACM SAC*, pages 293–298, 2016.
- [Painkras *et al.*, 2013] Eustace Painkras, Luis A Plana, Jim Garside, Steve Temple, Francesco Galluppi, Cameron Patterson, David R Lester, Andrew D Brown, and Steve B Furber. SpiNNaker: A 1-w 18-core system-on-chip for massively-parallel neural network simulation. *IEEE Journal of Solid-State Circuits*, 48(8):1943–1953, 2013.
- [Rathi *et al.*, 2020] Nitin Rathi, Gopalakrishnan Srinivasan, Priyadarshini Panda, and Kaushik Roy. Enabling deep spiking neural networks with hybrid conversion and spike timing dependent backpropagation. In *ICLR*, pages 1–14, 2020.
- [Rueckauer *et al.*, 2016] Bodo Rueckauer, Iulia-Alexandra Lungu, Yuhuang Hu, and Michael Pfeiffer. Theory and tools for the conversion of analog to spiking convolutional neural networks. *arXiv preprint arXiv:1612.04052*, 2016.
- [Rueckauer *et al.*, 2017] Bodo Rueckauer, Iulia-Alexandra Lungu, Yuhuang Hu, Michael Pfeiffer, and Shih-Chii Liu. Conversion of continuous-valued deep networks to efficient event-driven networks for image classification. *Frontiers in Neuroscience*, 11:682, 2017.
- [Rullen and Thorpe, 2001] Rufin Van Rullen and Simon J Thorpe. Rate coding versus temporal order coding: what the retinal ganglion cells tell the visual cortex. *Neural Computation*, 13(6):1255–1283, 2001.
- [Sengupta *et al.*, 2019] Abhronil Sengupta, Yuting Ye, Robert Wang, Chiao Liu, and Kaushik Roy. Going deeper in spiking neural networks: VGG and residual architectures. *Frontiers in Neuroscience*, 13:95, 2019.
- [Stöckl and Maass, 2021] Christoph Stöckl and Wolfgang Maass. Optimized spiking neurons can classify images with high accuracy through temporal coding with two spikes. *Nature Machine Intelligence*, 3(3):230–238, 2021.
- [Stomatias *et al.*, 2015] Evangelos Stomatias, Daniel Neil, Francesco Galluppi, Michael Pfeiffer, Shih-Chii Liu, and Steve Furber. Scalable energy-efficient, low-latency implementations of trained spiking deep belief networks on SpiNNaker. In *IJCNN*, pages 1–8, 2015.
- [Tavanaei and Maida, 2019] Amirhossein Tavanaei and Anthony Maida. BP-STDP: Approximating backpropagation using spike timing dependent plasticity. *Neurocomputing*, 330:39–47, 2019.
- [Wu *et al.*, 2019] Yujie Wu, Lei Deng, Guoqi Li, Jun Zhu, Yuan Xie, and Luping Shi. Direct training for spiking neural networks: Faster, larger, better. In *AAAI*, pages 1311–1318, 2019.
- [Zenke and Vogels, 2021] Friedemann Zenke and Tim P Vogels. The remarkable robustness of surrogate gradient learning for in-stilling complex function in spiking neural networks. *Neural Computation*, 33(4):899–925, 2021.