

Adaptive ABAC Policy Learning: A Reinforcement Learning Approach

Leila Karimi

*School of Computing and Information
University of Pittsburgh, Pittsburgh, USA*

Mai Abdelhakim

*Swanson School of Engineering
University of Pittsburgh, Pittsburgh, USA*

James Joshi

*School of Computing and Information
University of Pittsburgh, Pittsburgh, USA*

Abstract

With rapid advances in computing systems, there is an increasing demand for more effective and efficient access control (AC) approaches. Recently, Attribute Based Access Control (ABAC) approaches have been shown to be promising in fulfilling the AC needs of such emerging complex computing environments. An ABAC model grants access to a requester based on attributes of entities in a system and an authorization policy; however, its generality and flexibility come with a higher cost. Further, increasing complexities of organizational systems and the need for federated accesses to their resources make the task of AC enforcement and management much more challenging. In this paper, we propose an adaptive ABAC policy learning approach to automate the authorization management task. We model ABAC policy learning as a reinforcement learning problem. In particular, we propose a contextual bandit system, in which an authorization engine adapts an ABAC model through a feedback control loop; it relies on interacting with users/administrators of the system to receive their feedback that assists the model in making authorization decisions. We propose four methods for initializing the learning model and a planning approach based on attribute value hierarchy to accelerate the learning process. We focus on developing an adaptive ABAC policy learning model for a home IoT environment as a running example. We evaluate our proposed approach over real and synthetic data. We consider both complete and sparse datasets in our evaluations. Our experimental results show that the proposed approach achieves performance that is comparable to ones based on supervised learning in many scenarios and even outperforms them in several situations.

Keywords: Attribute Based Access Control, Policy Learning, Reinforcement Learning, Dynamic Authorization Policy, Usable Security

1 Introduction

With rapid advances in computing and information systems, technologies, and services (e.g. online social networks

(OSNs), Internet of Things (IoT), cloud/edge computing, etc.), there is an increasing demand for more effective and efficient access control (AC) approaches to address the limitations of the existing ones. For decades, existing AC models such as Discretionary Access Control (DAC) [33] [12], Mandatory Access Control (MAC) [5] [31], and Role-Based Access Control (RBAC) [32] have played a significant role as key approaches in protecting information systems from unauthorized accesses to their resources. However, with increasing complexities of computing environments, such AC models have been shown to be inadequate in providing flexible, usable, and comprehensive authorization services [14]. For example, a health care environment requires a more comprehensive AC model that meets the needs of all parties involved in the health care ecosystem including patients, health care providers, and other stakeholders [17, 20], while considering the characteristics of various medical devices, sensors, and other contextual information.

Among several newer approaches proposed in the literature, Attribute Based Access Control (ABAC) has become quite popular as it has been shown to be a promising approach in addressing the authorization needs of emerging complex systems and environments [14]. An ABAC model grants access to a requester based on attributes of entities in the system, such as subject attributes, object attributes, environmental conditions, etc., and a set of authorization rules. Although ABAC has been shown to be superior to other existing models in many respects, its generality and flexibility come at a higher cost. ABAC systems can be much more complex than other AC models. Furthermore, increasing complexities of organizational systems and the need for federated accesses to their resources make adoption of ABAC and related AC management tasks much more challenging. In particular, organizations and information systems face the following challenges while employing an ABAC model:

- Developing ABAC policy rules can lead to *Rule Explosion*, as a system with n number of attributes will have 2^n policy rule combinations. Hence, the manual ABAC pol-

icy development and management tasks are error-prone and tedious and a significant challenge even for medium sized organizations.

- In many systems (e.g., Home IoT environment), typically, users are responsible for defining authorization policies even though they may not be knowledgeable about nor capable of defining such complex policy rules. Hence, they may come up with policy rules that are not efficient, effective or correct/non-ambiguous.
- Modern information systems evolve rapidly, from the addition of new attributes and attribute values to the updates in authorization rules. Such dynamicity makes the management of ABAC policies even more challenging.

The above limitations are the primary motives behind the proposed adaptive ABAC policy learning framework to fully/partially automate the policy development and management task.

Recent research efforts have been focused on exploring Artificial Intelligence (AI) and Machine Learning (ML) based approaches for developing and managing ABAC authorization systems, ranging from mining ABAC policies from access logs [15, 19, 21] to extracting such policies using deep learning (DL) algorithms [28] and employing natural language processing (NLP) tools for automating policy development and enforcement [2]. While supervised learning algorithms seem to be an option for inferring ABAC policies from access logs, they suffer from several limitations. First of all, supervised learning algorithms, especially DL algorithms, require a huge amount of labeled data showing which access requests should be permitted and which ones should be denied. Acquiring such labeled data is time-consuming and expensive and in some situations may not even be possible. Second, emerging and future computing and information systems are dynamic and highly interconnected. The authorization needs of the users and the attributes of the entities in the environment evolve rapidly. A supervised learning approach is incapable of adjusting to such dynamic settings or it needs a new set of labeled data to restart the learning process. Last but not the least, in most situations, the available access logs are often sparse and contain partial activity logs, and hence lack information about all possible access requests and the authorization decisions of the system for them. As a result, an ABAC model learned by a supervised learning algorithm over such data performs poorly in a real, constantly evolving system when encountering a novel access request. We believe that an adaptive access control approach that learns authorization rules from feedback provided by the users is a promising solution. Such an authorization framework shows promise in providing a usable and effective access control solution for complex environments. Reinforcement Learning (RL) provides a promising infrastructure for such adaptive authorization.

RL has become an active area in AI/ML, recently. In RL, agents learn to make better decisions by interacting with the environment. An agent begins by knowing nothing or very little about the given task and learns through reinforcements, i.e. rewards received through feedback from the environment showing how well it is performing the task. Lately, the combination of RL with deep learning - i.e., deep reinforcement learning - has proved to be a promising approach in mastering human-level control policies in various tasks [27].

An RL algorithm for ABAC policy mining overcomes the limitation of a supervised learning approach. It does not require a huge amount of pre-labeled data while adjusting to a dynamic environment very well, and by receiving feedback from users, it learns about unknown access requests very quickly.

In this paper, we utilize RL and, more specifically, contextual bandit, to establish a mapping between access requests and the appropriate authorization decisions for such requests. The authorization engine (AE) is considered as an agent in our proposed framework and its authorization decision (permit or deny) is an action according to the state of the system. Attributes of entities involved in an access request as well as the contextual factors form the state of the system. The AE learns authorization policies by interacting with the environment without having explicit knowledge of the original access control policy rules. We propose four methods for initializing the learning model and a planning approach based on hierarchies over attribute values to accelerate the learning process. We develop the proposed adaptive ABAC policy learning model, using a home IoT environment as a running example.

To the best of our knowledge, our proposed model is the first RL based ABAC policy adaptation method that can be used to infer ABAC policy rules in complex environments where traditional methods are not effective and efficient.

The rest of the paper is organized as follows. In Section 2, we overview the Attribute Based Access Control, Reinforcement Learning, Home IoT, and its authorization framework. In Section 3, we propose the reinforcement learning based framework for adaptive attribute based authorization learning while focusing on Home IoT as a running example. In Section 4, we evaluate the proposed approach. In Section 5, we discuss the related work. Section 6, discusses some considerations that need to be reviewed while employing the proposed model. Finally, we present our conclusions in Section 7.

2 Preliminary

In this section, we overview Attribute Based Access Control (ABAC), Reinforcement Learning (RL), Home IoT, and its authorization framework. Table 1 summarizes the notations used in this paper.

Table 1: Notations

Notation	Definition
$U, O, \text{ and } OP$	Sets of users, objects, and operations
$UA, OA, \text{ and } EA$	Sets of user attributes, object attributes, and environmental attributes
$E = U \cup O$	Set of all entities in the system
$ATTR = UA \cup OA \cup EA$	Set of all attributes in the system
$V(attr)$	Set of all valid values for $attr$ in the system
$F = \{\langle attr, v \rangle attr \in ATTR \text{ and } v \in V(attr)\}$	Attribute Filter
$q = \langle u, o, op, ea \rangle$	An access request where user u is the requester requesting to perform operation op over object o while environmental conditions ea holds
AE	Authorization Engine (i.e. RL agent)
$l = \langle q, d \rangle$	Authorization tuple including decision d made by the AE for request q
\mathcal{L}	Access log (i.e. set of authorization tuples)
$\rho = \langle uaf, oaf, eaf, op, d \rangle$	ABAC policy rule
\mathcal{P}	Set of all ABAC policy rules in the system
$\pi_{ABAC} = \langle E, ATTR, OP, \mathcal{P} \rangle$	ABAC policy
$\mathcal{S}, \mathcal{A}, \text{ and } \pi$	RL state space, action space, and policy
$s_t = [ua_t, oa_t, ea_t, op]$	system state at time step t
a_t and r_t	chosen action and reward (feedback) at time step t
TP_w, TN_w, FP_w and FN_w	reward function items, showing agreement or disagreement between owner and agent decision
$\lambda_{TP}, \lambda_{TN}, \lambda_{FP}$ and λ_{FN}	weight of reward function items
d_w and d_{AE}	decision of owner of an object and AE for an access request, respectively
$owner(o)$	a function that returns owners of object o
VH_{attr}	Attribute Value Hierarchy
$get_state(q_t)$	a function that returns a state s_t corresponding to an access request q_t
$get_request(s)$	a function that returns an access request q_s corresponding to a state s

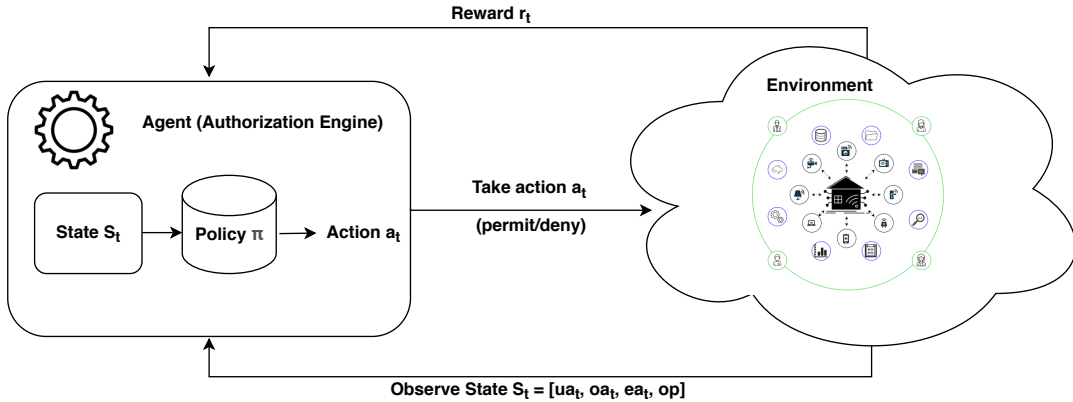


Figure 1: Adaptive Reinforcement Learning Based ABAC Policy Learning

2.1 Attribute Based Access Control

According to NIST's "Guide to ABAC Definition and Consideration" [14], "the ABAC engine can make an access control decision based on the assigned attributes of the requester, the assigned attributes of the object, environment conditions, and a set of policies that are specified in terms of those attributes and conditions". Throughout the paper, we use *user attributes*, *object attributes*, and *environmental attributes* to refer to the attributes of the requester, attributes of the requested object, and the environmental conditions, respectively. Accordingly, the ABAC model has the following components:

U , O , and OP represent sets of users, objects, and operations in a system, and UA , OA , and EA correspond to sets of user attributes, object attributes, and environmental attributes, respectively. $E = U \cup O$ and $ATTR = UA \cup OA \cup EA$ are the sets of all entities and all attributes in the system.

Definition 1 (Attribute Range). Given an attribute $attr \in ATTR$, the attribute range $V(attr)$ is the set of all valid values for $attr$ in the system.

Definition 2 (Attribute Filter). An attribute filter is defined as a set of tuples $F = \{\langle attr, v \rangle \mid attr \in ATTR \text{ and } v \in V(attr)\}$. Here $\langle attr, v \rangle$ is an attribute filter tuple that indicates $attr$ has value v .

Definition 3 (Access Request). An access request q is a tuple $q = \langle u, o, op, ea \rangle$ where user $u \in U$ is the requester requesting to perform operation $op \in OP$ on object $o \in O$ while environmental attributes $ea \in EA$ holds.

Definition 4 (Authorization Tuple/Access Log). An authorization tuple is a tuple $l = \langle q, d \rangle$ containing the final decision d made by the authorization engine for request q . An Access Log \mathcal{L} is a set of such tuples.

The decision d of an authorization tuple can be *permit* or *deny*. The tuple with *permit* decision means that user u can perform operation op over an object o under environmental attributes ea . The authorization tuple with *deny* decision means the user cannot get such access.

Definition 5 (ABAC Rule). An ABAC rule ρ is a tuple $\rho = \langle uaf, oaf, eaf, op, d \rangle$, where uaf , oaf , and eaf are user attribute filter, object attribute filter and environmental attribute filter, respectively, op is a corresponding operation, and d shows the decision of the ABAC rule for such combination of attributes and requested operation.

Definition 6 (ABAC Policy). An ABAC policy π_{ABAC} is a tuple $\pi_{ABAC} = \langle E, ATTR, OP, \mathcal{P} \rangle$ where E , $ATTR$, OP , and \mathcal{P} are sets of entities, attributes, operations, and ABAC rules in the system, respectively.

2.2 Reinforcement Learning

Reinforcement Learning (RL) refers to a set of algorithms that train an agent to make a sequence of decisions through an interaction with an unknown environment to attain a goal (i.e., maximize the expected cumulative discounted reward). The environment is modeled as a Markov decision process (MDP). At each time step t , the agent observes the current state s_t of the environment from the state space \mathcal{S} . The agent takes an action a_t from the action space \mathcal{A} according to a policy π . Following the action, the agent receives a reward signal r_t , and the state of the environment transits to s_{t+1} . The goal of the agent is to attain a policy that maximizes the expected return R which is the sum of future discounted rewards

$$R = \sum_{t=0}^{\infty} \gamma^t r_t$$

where $\gamma \in [0, 1]$ is a discount rate that determines the significance of future rewards.

Policy π is a probability distribution over actions given the states,

$$\pi : \pi(s, a) \rightarrow [0, 1].$$

Here, $\pi(s, a)$ is the likelihood of action a in state s . For each MDP, there exists an optimal policy π^* that is at least as good as all other policies, expressed as follows:

$$\pi^* \geq \pi \quad \forall \pi$$

The value function of policy π in state s is the expected total reward for an agent starting at state s :

$$V^\pi(s) = \mathbb{E}[R_t \mid s_t = s]$$

Similarly, the Q-function of policy π is defined as the expected return from choosing action a in state s , and the following policy π afterward:

$$Q^\pi(s, a) = \mathbb{E}[R_t \mid s_t = s, a_t = a]$$

The optimal Q-function denotes the maximum reward we can expect by selecting action a in state s :

$$Q^*(s, a) = \max_{\pi} Q^\pi(s, a)$$

Knowing the optimal Q-function, we can easily extract the optimal policy by selecting an action which results in the maximum $Q^*(s, a)$ for each state:

$$\pi^*(s) = \arg \max_a Q^*(s, a) \quad \forall s \in \mathcal{S}$$

It is common to use a *function approximator* to estimate the function Q , especially when there are many possible {state, action} pairs. A function approximator has a set of adjustable parameters, θ , referred to as *policy parameters*.

2.2.1 Contextual Bandit

Contextual bandit is an extension of the n-armed bandit problem which is a simplified form of RL problems. A contextual bandit formulates a round-by-round interaction between a learner and an environment while introducing contextual information in the interaction loop. The learner uses the contextual information to select the best action in each round. Then the learner observes a loss for the chosen action only. Contextual bandit based approaches are suitable for various real-world interactive machine learning problems. As learner receives limited feedback from the environment, exploration plays an important role in contextual bandit algorithms.

2.3 Home IoT and Its Authorization Framework

IoT is one of the emerging paradigms that is evolving quickly. It allows users to be connected to various objects and exchange data across their networks. Home IoT is one example of such an environment where users in a household interact with internet-connected devices that include sensors and appliances in their daily routines. Home IoT devices are usually managed through a central controller that handles the communication between devices, enforces users' authorization policies, and often allows for the execution of programs and applications over such devices. ABAC model is a good fit as an authorization approach for such an environment. However, despite traditional information systems with single-user devices (e.g. computers, phones, etc.), in a home IoT environment, multiple users interact with each device. As a result, traditional authorization frameworks fail to provide usable and flexible access-control specification and enforcement in such settings. With numerous IoT devices, a wide range of attributes and contextual factors, and various relationships between users and devices, it is unthinkable to expect ordinary users to be able to manage such complex authorization requirements and enforcement infrastructure. In this paper, we focus on a home IoT as a running example and apply our proposed approach for adapting an access control model for it.

We focus on a capability-centric authorization model instead of a device-centric one as suggested by [13] where a capability is defined as an operation (e.g., play music) that can be performed on an IoT device (e.g., Google Home). The capability-based authorization model is more suitable for home IoT, as each home IoT device may have several capabilities with different sensitivity levels that results in different access control policy rules for various capabilities of an IoT device. For example, assume that a smart door lock has various capabilities such as unlocking, locking, viewing the state of the lock, deleting logs, and so on. In this example, unlocking the door is more sensitive than viewing a state of the lock and hence needs a more restricted AC policy rule.

A home IoT environment consists of a set of users interacting with a set of home IoT devices. Each IoT device has a set of capabilities and a set of owners/administrators who manage the accesses to such capabilities. Here, users, devices, and capabilities are equivalent to set of users U , set of objects O , and set of operations OP , respectively, in the corresponding ABAC authorization model.

When a user wants to access a capability of a device (e.g. the user wants to play music on Google Home), his access request is directed to the authorization engine (AE). The AE evaluates the access request and sends its authorization decision back to the system to be enforced. The authorization decision is either *permit* or *deny*, granting or preventing requested access to the user, respectively. The AE evaluates the access requests based on the states of the system and the policy it learned through reinforcement learning algorithm (detailed in Section 3).

3 Adaptive ABAC Policy Learning

In this section, we introduce the ABAC-RL, an adaptive reinforcement learning based ABAC policy learning framework. We present the key components of ABAC-RL in detail and propose several methods for improving the model.

3.1 ABAC-RL Framework

Figure 1 shows the overall ABAC-RL framework. Here, an agent corresponds to the authorization engine (AE) that adapts an ABAC model through a feedback control loop by interacting with the environment. The environment is considered to mainly have the users/administrators of the system. An agent begins by knowing nothing or very little about the authorization policies of the administrators of the system and learns through reinforcements (i.e. rewards/penalties received through feedback from the environment showing how well it is deciding on access requests).

At each time step t (i.e. when an access request q_t is received by the system), the AE agent observes a state, s_t , from the state space, \mathcal{S} , and accordingly takes an action, a_t , from the action space, \mathcal{A} , determining authorization decision based on the policy, π . In our model, the state observed by an AE agent for characterizing the environment consists of several parts: attributes ua_t of user u_t requesting the access, attributes oa_t of object o_t , environmental attributes, ea_t , and operation op_t that is requested to be performed on object o_t . Hence, the state can be shown as $s_t = [ua_t, oa_t, ea_t, op_t]$. Accordingly, the action (i.e., the authorization decision) is either *permit* or *deny*, granting or preventing requested access to the requester, respectively.

Following an action, an agent receives a reward, r_t , determined by the feedback from the users of the system showing their agreement/disagreement with the authorization decision of the AE agent. For this purpose, the authorization decision

of AE for each request is recorded. The administrator of the requested object checks the records and submits his feedback to the system showing his agreement/disagreement with the authorization decision of AE. We note that administrators usually give feedback when they do not agree with the authorization decision of AE, otherwise they may not give any feedback. Hence, we assume no feedback from the administrator means he agreed with the decision.

The feedback provided by administrators of a requested object will be used in the reward function to calculate the reward of the action that was taken by an AE agent for the corresponding access request. The reinforcement learning algorithm will use the calculated reward to update its policy with the goal of making better decisions in the future. We explain the details of the reward function in the following section.

The action chosen by the RL agent would result in a loss. If the action chosen matches the decision of the administrator of the system for corresponding access request, the loss will be zero and if the action chosen does not match, the loss value for such a decision is 1. The loss rate of an agent for a period of time is the average of the loss values for all the decisions that have been made by the agent in that period. The administrator of system can set a desirable threshold for loss rate of the model and employ the model in real-world scenarios only when the loss rate of the model is less than the set threshold (more details in Section 6).

3.2 Reward Function

At each time step and for each access request, the AE agent takes an action (i.e. permit or deny) according to the current state, $s_t \in S$ and based on its policy π . The goal of the agent is to minimize unauthorized access to the objects. In order to reach this objective, the authorization decision of the agent should match the collective authorization decisions of the owners/administrators of the corresponding object. Therefore, the reward function is set up in a way to achieve this goal. The input to the reward function is the feedback of all owners/administrators of the requested object. If the feedback shows an agreement with AE's decision, the agent should get a positive reward to learn that its decision was correct. On the other hand, when the feedback shows a disagreement between an owner and the decision of an AE, the agent should receive a negative reward so it will adjust its policy with the goal of making better decisions in the future. Hence, we propose a reward function as follows:

$$r_t = \sum_{w \in \text{owner}(o_t)} \lambda_{TP} \cdot TP_w + \lambda_{TN} \cdot TN_w - \lambda_{FP} \cdot FP_w - \lambda_{FN} \cdot FN_w$$

where, $\text{owner}(o_t)$ is a function that returns all owners (or administrators) of object o_t that was requested at time step t , and TP_w , TN_w , FP_w and FN_w are reward function items that

are calculated based on the decision of AE and the feedback from owner of the device (see details in Table 2), and λ_{TP} , λ_{TN} , λ_{FP} and λ_{FN} are their corresponding weights. Here, true positives and true negatives are represented as positive rewards as the goal of the agent is to maximize them while both false positives and false negatives are represented as penalties, as the goal is to minimize these measures.

3.3 Policy Initialization Techniques

Reinforcement learning algorithms start with the initialization of a target policy. We propose four different approaches for initializing an ABAC-RL policy in our framework. These initialization methods may overlap and the real-world system can employ any of these approaches or all of them, together. Here again, we use Home-IoT as our running example.

3.3.1 Initialization with General AC Policy Rules

As studied by He *et al.* in [13], a set of desired access control policies are typically consistent among IoT Home users. For example, it is desirable that all users be capable of controlling the lights and thermostats when they are at home. As another example, deleting the lock log should be denied for all users of the system except the owners. Multiple such candidate general policies have been suggested by He *et al.* in [13]. These general AC policies are a good starting point for initializing the ABAC-RL policy.

3.3.2 Initialization with Default User Settings

At the beginning of employing an RL for learning authorization policies of a Home-IoT system or when a new user (e.g. a baby sitter) is added to the Home-IoT, the owners of the devices can define a few access control policy rules as a default setting of the authorization framework. These settings are employed by the RL algorithm to initialize the corresponding policies so it will converge to the desired authorization policies faster and prevent over-privileged or under-privileged accesses. For example, the default authorization policy rule for "neighbor" could be *deny* while the default policy rule for "parent" could be *permit*.

3.3.3 Default Decision for Capabilities

Different capabilities of Home IoT devices have different levels of sensitivity. For a highly sensitive capability, any over-privileged access could result in a serious loss of security or privacy and is against the *principle of least privilege* [30]. The default decision (i.e., RL action) for an access request corresponding to such a capability should be *deny*. On the other hand, for nonsensitive capabilities, an under-assignment could result in an authorized user being denied from accessing the capability which is very inconvenient.

Table 2: Reward Function Items Based on Agent and Owner decisions for an Access Request

$TP_w = \begin{cases} 1 & \text{if } d_w = \textit{permit} \text{ and } d_{AE} = \textit{permit} \\ 0 & \text{otherwise} \end{cases}$	$FP_w = \begin{cases} 1 & \text{if } d_w = \textit{deny} \text{ and } d_{AE} = \textit{permit} \\ 0 & \text{otherwise} \end{cases}$
$FN_w = \begin{cases} 1 & \text{if } d_w = \textit{permit} \text{ and } d_{AE} = \textit{deny} \\ 0 & \text{otherwise} \end{cases}$	$TN_w = \begin{cases} 1 & \text{if } d_w = \textit{deny} \text{ and } d_{AE} = \textit{deny} \\ 0 & \text{otherwise} \end{cases}$

d_w and d_{AE} represents decision of the owner of an object and the authorization agent for an access request, respectively.

Such under-assignments could adversely affect the availability of an object/capability and should be avoided. Hence, the default decision for an access request corresponding to such a capability should be *permit*. The default decisions for such capabilities can be set as part of the initialization of the authorization policy. For example, the default decision for "check_temperature" is *permit*.

3.3.4 Initialization with Past Access Logs

Information systems' owners often desire to employ modern access control models and migrate from outdated authorization models to new ones. Various policy learning methods have been proposed to automate such migration [8, 15, 19, 21, 37]. In the case of policy learning, available access logs from former AC models can be used to form a new refined policy. In our proposed approach, we utilize the available access logs to initialize the corresponding RL model.

3.4 Policy Learning with Planning

In a reinforcement learning model, an agent improves its decision making strategy by interacting with the environment. In each state, the agent chooses an action and receives feedback for the chosen action. Based on the received feedback, it will update its policy for decision making in that state. By experiencing more and more state-action-feedback sequences, the agent policy will get close to the optimal policy. However, for a large space of states, the agent does not have complete information for all the states. Its information is partial as it may not visit all the states. The agent can improve its information on an unseen state by utilizing the information of neighboring states.

In our ABAC-RL policy learning framework, we propose a planning strategy to enhance the learned policy in presence of partial information. Such a strategy will help the agent to make a better decision for previously unseen states. The proposed planning algorithm is based on pre-defined hierarchies of attribute values in the system. Attribute value hierarchy defines a quasi ordering between different values of an attribute

in the model. Formally, we define an attribute value hierarchy as follows:

Definition 7 Attribute Value Hierarchy For each attribute $attr \in (UA \cup OA \cup EA)$, the attribute value hierarchy $VH_{attr} \subseteq V(attr) \times V(attr)$ is a partial order on $V(attr)$ called *closeness relation*, written as $v_1 \succeq v_2$, where v_1 is called the *upper value* and v_2 is called the *lower value* in the relation.

The proposed planning strategy identifies neighboring states and conclude the access decision of one state based on another. To this purpose, we formally define the neighboring states as follows:

Definition 8 Neighboring States Two states s_{t_1} and s_{t_2} are called *neighboring states* where for all attribute $attr \in (UA \cup OA \cup EA)$, except $attr'$ the two states have the same value, $attr' = v_1$ in state s_{t_1} and $attr' = v_2$ in state s_{t_2} , and $attr'$ has a value hierarchy where v_1 and v_2 are in closeness relationship (i.e. $v_1 \succeq v_2$ or $v_2 \succeq v_1$).

Two *Upper Neighboring State* and *Lower Neighboring State* are defined as follows to distinguish between concluding "permit" and "deny" decisions for neighboring states.

Definition 9 Upper and Lower Neighboring States Given two neighboring states s_{t_1} and s_{t_2} where the value of all their attributes except $attr'$ are the same and $attr' = v_1$ in state s_{t_1} and $attr' = v_2$ in state s_{t_2} , the state s_{t_1} is called the *upper neighboring state* and state s_{t_2} is called the *lower neighboring state* if v_1 and v_2 are in closeness relationship and $v_1 \succeq v_2$.

The intuition behind the planning strategy is that the authorization decision for a state is similar to the authorization decision for its neighboring state (with higher/lower order attribute value in the same hierarchy). In our planning process, when the AE receives feedback for an access log, it records the decision for the access log and all its neighboring states. For each access log, we only consider the first level neighboring states, meaning that we only consider the unseen states that differ in one attribute value with the given state. Algorithm 1 shows the details of the planning process.

Algorithm 1: Planning Algorithm

Input: \mathcal{L}
Output: \mathcal{L}

```
1 procedure Planning
2   forall  $l = [q_t, d_t] \in \mathcal{L}$  do
3      $s_t = \text{get\_state}(q_t)$ ;
4     if  $d_t == \text{"permit"}$  then
5        $S\_Upper = \text{get\_upper\_neighbors}(s_t)$ ;
6       forall  $s \in S\_Upper$  do
7         if  $s \notin \mathcal{L}$  then
8            $q_s = \text{get\_request}(s)$ ;
9            $\mathcal{L} = \mathcal{L} \cup [q_s, \text{"permit"}]$ ;
10        end
11      end
12    end
13    if  $d_t == \text{"deny"}$  then
14       $S\_Lower = \text{get\_lower\_neighbors}(s_t)$ ;
15      forall  $s \in S\_Lower$  do
16        if  $s \notin \mathcal{L}$  then
17           $q_s = \text{get\_request}(s)$ ;
18           $\mathcal{L} = \mathcal{L} \cup [q_s, \text{"deny"}]$ ;
19        end
20      end
21    end
22  end
23  return  $\mathcal{L}$ 
```

As an example assume that "minor" and "teenager" are two possible values of attribute "age_range" in Home-IoT. There is a closeness relation between these two attribute values written as $teenager \succeq minor$ meaning that states $s_{teenager}$ and s_{minor} are neighboring states and given that all other attribute values of these two states are equal, permitting an action in the state with $age_range = teenager$ is expected if authorization decision for an action in the state including $age_range = minor$ is *permit*. So if an action is permitted for a minor child in a home IoT environment it will be permitted for a teenager in the same situation. On the other hand, we decide to deny an action in a state for a minor child if the action is denied for a teenager in the same circumstances.

4 Evaluation

We have implemented a prototype of our proposed approach presented in Section 3. In this section, we present our experimental evaluation.

4.1 Experiment Setup

Evaluation over real authorization data would be ideal, however, as we only have access to one real access log from

Amazon, we developed various sample policies, attribute data, and their corresponding synthesized access logs. We developed two sets of sample policies, one with manually written policy rules and the other with randomly generated policy rules. Each sample policy is the desired policy that the ABAC-RL algorithm's goal is to learn. We generate a synthesized access log for each sample policy. To generate the synthesized access log, we brute force through all attributes and their values to produce all possible combinations for the access tuples. We use this method to generate a complete access log for the manual and random policies. In the synthesized access logs, each access tuple corresponds to an access request and the desired authorization decision based on the original policy. To check the feasibility of our approach over sparse data, we also consider a partial dataset for each sample policy. We produce the sparse dataset (partial dataset) by randomly selecting access log records from the complete dataset. The ABAC-RL learning algorithm is run over each dataset to see how it will learn the authorization policy gradually.

The log generation and the proposed adaptive ABAC-RL learning algorithm are written in Python 3. We use Vowpal Wabbit (VW) ¹ for implementing various contextual bandit methods (see details in Section 4.2) as well as a supervised learning algorithm. The supervised learning algorithm is a one-against-all logistic regression method provided by VW. The experiments were performed on a 64-bit Windows 10 machine having 8 GB RAM and an Intel Core i7 processor.

The performance of each method on a dataset with n records is measured by the *progressive validation loss* (P.V.Loss) [6] that is calculated as follows:

$$PVL = \frac{1}{n} \sum_{t=1}^n c_t a_t$$

where a_t is the loss for each chosen action ($a_t = 0$ if the chosen action matches the decision of the original access tuple and $a_t = 1$ otherwise) in time step t and c_t is the corresponding cost ($c_t = 1$ in our experiments). In our experiments, we assume each object has one owner and the weights of reward function items (λ s) equal 1.

4.1.1 Datasets

To evaluate the proposed model, we perform our experiments on multiple datasets including synthesized and real ones. The synthesized authorization records are generated based on two sets of ABAC policies: a set of ABAC policies with manually written policy rules and a one with randomly generated policy rules. The real dataset is built from the records provided by Amazon in Kaggle competition [18].

Real Dataset - Amazon Kaggle: The Kaggle competition dataset [18] includes access requests made by Amazon's employees in a two year period. Each access tuple in this dataset

¹<https://vowpalwabbit.org>

Table 3: Details of Datasets

π_{ABAC}	$ \mathcal{P} $	$ A $	$ V $	$ \mathcal{L} $
Kaggle [18]	-	9	15626	33K
Manual Policy 1 (π_{m1})	11	5	30	6K
Manual Policy 2 (π_{m2})	11	5	29	5K
Manual Policy 3 (π_{m3})	38	5	44	48K
Synthetic Policy 1 (π_{s1})	5	8	30	21K
Synthetic Policy 2 (π_{s2})	10	10	34	70K
Synthetic Policy 3 (π_{s3})	15	12	37	200K

corresponds to an employee’s request to a resource and shows whether the access was permitted or not. The access log consists of the employees’ attribute values and the resources’ identifier. The dataset includes more than 12,000 users and 7,000 resources.

Synthesized dataset - manually written policies: We developed a set of sample policies including manually written rules and attribute data. We generated synthesized access log data for each manual policy. The access log consists of access requests and the desired decision based on the corresponding policy rules. Appendix A shows the details of the manually written policies.

Synthesized dataset - randomly generated policies: The authorization rules for these policies are generated completely randomly from random sets of attributes and attribute values. These randomly generated policies provide an opportunity to evaluate our proposed approach on datasets with various sizes and with varying structural characteristics.

Table 3 shows the details of the access log datasets. In this table, $|\mathcal{P}|$ shows the number of ABAC rules in the original policy, $|ATTR|$ and $|V| = \sum_{attr \in ATTR} |V(attr)|$ show the number of attributes and attribute values, respectively, and $|\mathcal{L}|$ shows the size of access log.

4.2 Contextual Bandit Algorithms

We empirically evaluated four contextual bandit algorithms for our proposed model. The algorithms are as follows:

- ϵ -greedy algorithm [23]: The algorithm greedily exploits the best action learned with probability $1 - \epsilon$ and explore uniformly over all actions with probability ϵ .
- Explore-first: The algorithm exclusively explores the first k trials and then exploits the best action learned afterward.
- Bagging: The algorithm trains multiple policies using bootstrapping. Given the context, the algorithm samples from the distributions over the actions provided by these policies.

- Online cover [1]: The algorithm explores all available actions while keeping only a small subset of policies active.

4.3 Experimental Results

In this section, we compare various contextual bandit algorithms for policy learning over different databases. We also evaluate our proposed ABAC-RL framework against several baselines. Table 4 reports the result of the best parameter settings for each algorithm over different databases.

4.3.1 Kaggle Access Control Dataset

The results of different contextual bandit algorithms as well as a supervised classifier over the Kaggle dataset [18] are shown in Fig 2 and reported in Table 4. The graph shows the progressive validation loss (P.V.Loss) [6] for each algorithm. We can see that under full information and by using a supervised algorithm, we get a pretty good predictor with an average loss rate of 5.5%. Impressively, all contextual bandit algorithms get comparable performance on this dataset. Specifically, both Online Cover (with a cover set of size 2) and Explore-first (with first 10 records) algorithms get an average loss rate of 5.8% which is very impressive considering the fact that compared to the full information supervised learning scenario they only have access to partial information.

4.3.2 Manual and Synthetic Policy Datasets

Figures 4 and 5 show the results of various learning algorithms over complete and partial datasets for manually written policies as well as randomly generated ones. Interestingly, in most cases, one or more contextual bandit algorithms outperform the supervised learning one. For all complete datasets, the online cover algorithm converges to the lowest validation loss. As we expect, algorithms achieve lower loss over complete datasets compared to the partial ones as they have more data available in their training phase. In the same way, as it is shown in Fig. 5, as datasets get larger, final losses of algorithms over them become lower.

4.3.3 Policy Shift

Next, we examine how various algorithms respond to a shift in the authorization policy. Fig 3 shows the P.V.Loss of these algorithms over a policy that has a shift after $t = 5600$. The authorization policy shifts from π_{m1} to π_{m2} after this timestamp. Note that all algorithms have a slight rise in P.V.Loss after the shift but they adapt to the change in the policy. For this specific simulation, Online Cover (with a cover set of size 2) adjusts quicker than other algorithms and converge to a better P.V.Loss value. Interestingly, the two contextual bandit algorithms (i.e. Online Cover and Bag) outperform the

Table 4: Progressive validation loss, best hyperparameter values, and running times of various algorithm on different datasets

Databases		Algorithms					
		ϵ -greedy	Explore-first	Bagging	Online Cover	Planning	Supervised
Kaggle [18]	P.V.Loss	0.065	0.058	0.059	0.058	-	0.055
	Best Hyperparameter	$\epsilon = 0.01$	10 first	2 bags	cover $n = 2$	-	NA
	Running Time (s)	0.588	0.400	0.617	0.459	-	0.351
Manual Policy 1 (π_{m1})	P.V.Loss	0.16	0.2	0.13	0.11	-	0.14
	Best Hyperparameter	$\epsilon = 0.01$	1500 first	4 bags	cover $n = 2$	-	NA
	Running Time (s)	0.115	0.132	0.148	0.162	-	0.130
Manual Policy 2 (π_{m2})	P.V.Loss	0.13	0.17	0.11	0.08	-	0.10
	Best Hyperparameter	$\epsilon = 0.02$	300 first	2 bags	cover $n = 2$	-	NA
	Running Time (s)	0.095	0.132	0.093	0.121	-	0.139
Manual Policy 3 (π_{m3})	P.V.Loss	0.07	0.1	0.04	0.03	0.02	0.05
	Best Hyperparameter	$\epsilon = 0.01$	10 first	2 bags	cover $n = 2$	cover $n = 2$	NA
	Running Time (s)	0.346	0.355	0.377	0.388	.401	0.301
Synthetic Policy 1 (π_{s1})	P.V.Loss	0.15	0.14	0.09	0.08	0.07	0.12
	Best Hyperparameter	$\epsilon = 0.02$	1500 first	10 bags	cover $n = 1$	cover $n = 1$	NA
	Running Time (s)	0.203	0.275	0.303	0.217	.295	0.232
Synthetic Policy 2 (π_{s2})	P.V.Loss	0.11	0.09	0.08	0.06	0.05	0.06
	Best Hyperparameter	$\epsilon = 0.03$	1500 first	6 bags	cover $n = 1$	cover $n = 1$	NA
	Running Time (s)	0.466	0.742	0.620	0.410	0.495	0.569
Synthetic Policy 3 (π_{s3})	P.V.Loss	0.12	0.11	0.07	0.06	0.05	0.07
	Best Hyperparameter	$\epsilon = 0.01$	1500 first	8 bags	cover $n = 1$	cover $n = 1$	NA
	Running Time (s)	6.2	6.1	6.1	6.1	6.1	6.1

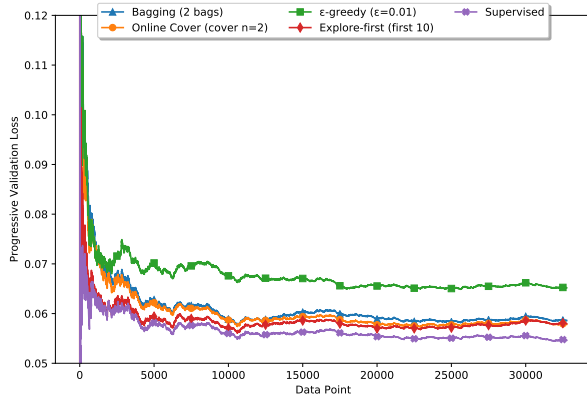


Figure 2: Progressive validation loss of various algorithms on Kaggle dataset [18]

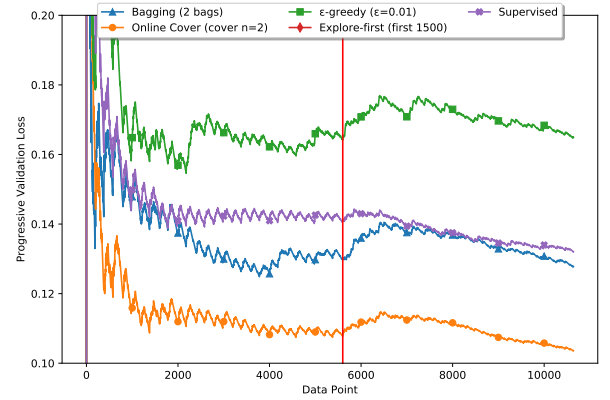
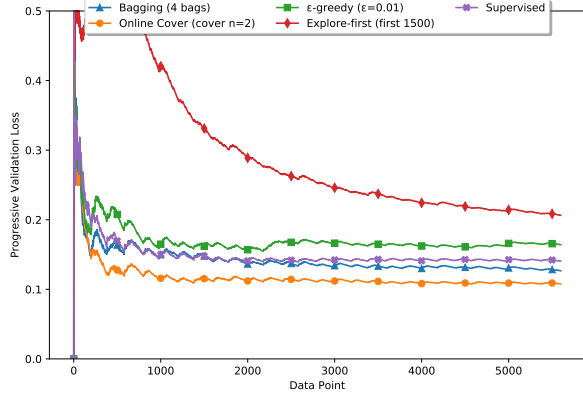
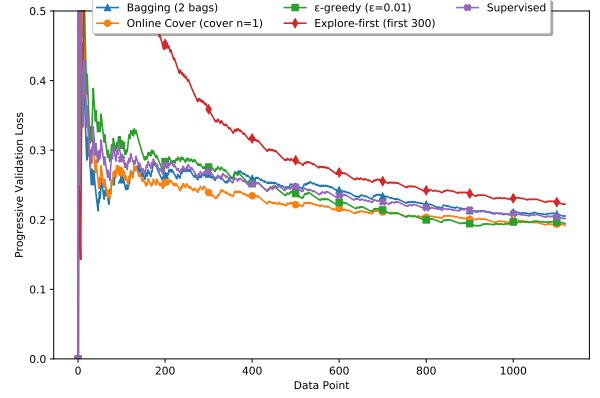


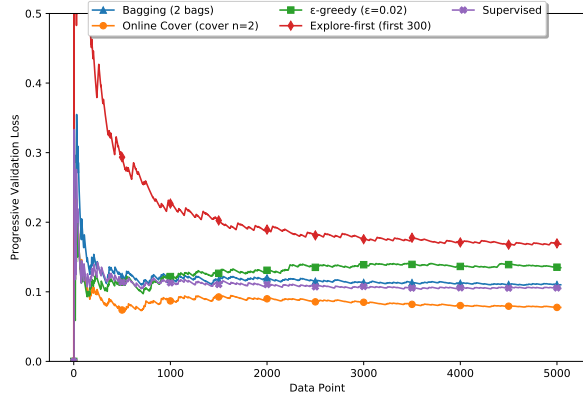
Figure 3: Adaptation of various algorithms to policy shift



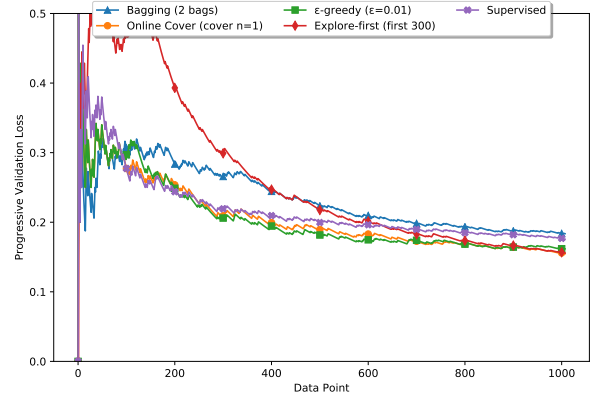
(a) π_{m1} Complete Dataset



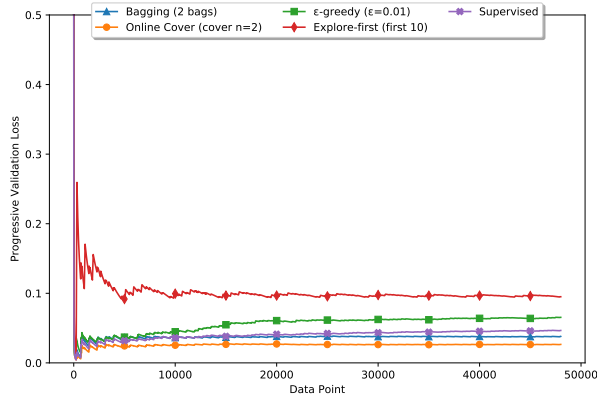
(b) π_{m1} Partial Dataset



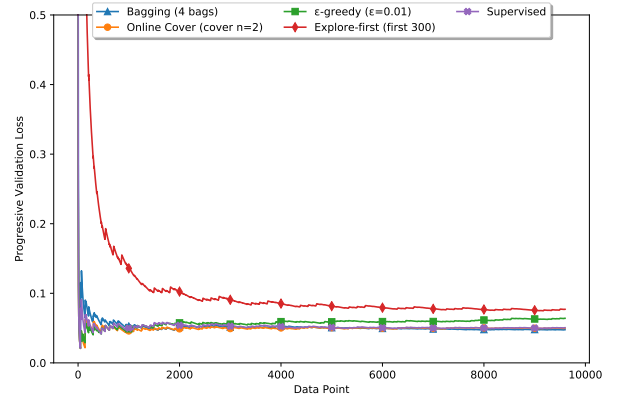
(c) π_{m2} Complete Dataset



(d) π_{m2} Partial Dataset

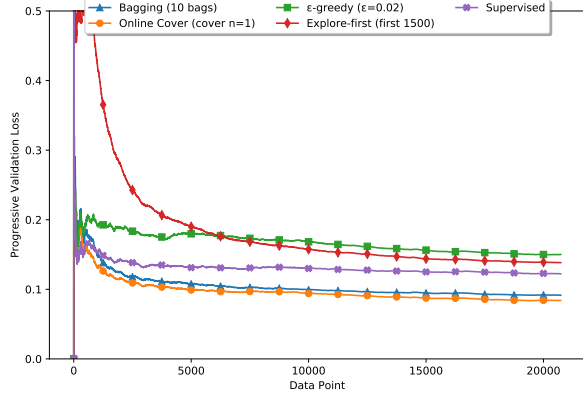


(e) π_{m3} Complete Dataset

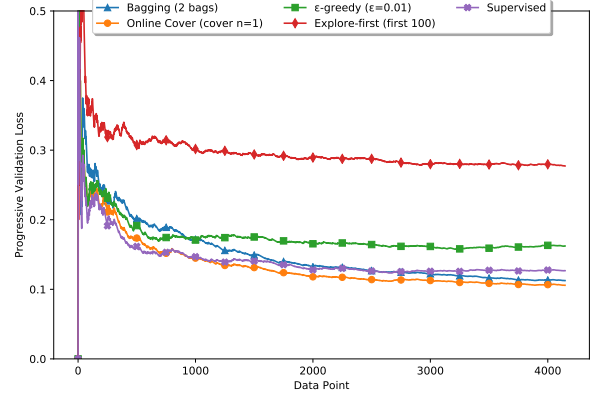


(f) π_{m3} Partial Dataset

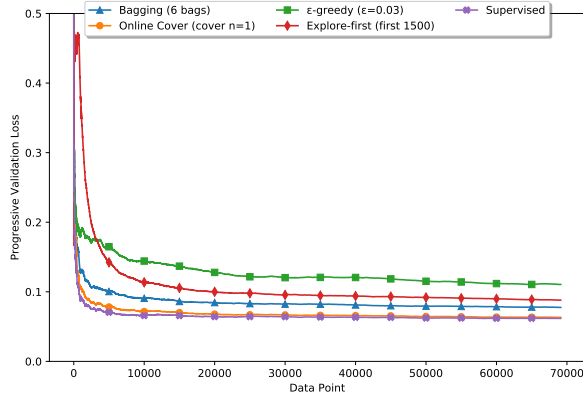
Figure 4: Progressive validation loss of various algorithm on manual policies' complete and partial datasets



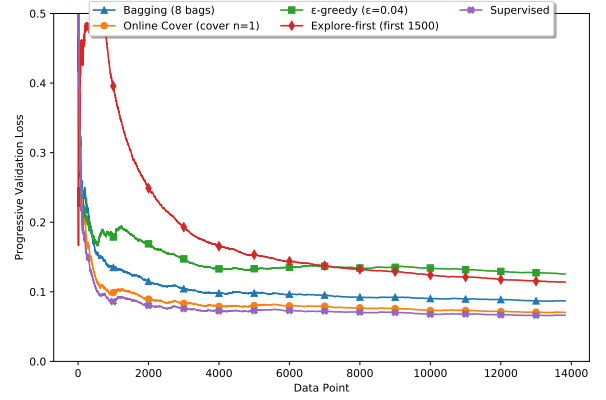
(a) π_{s1} Complete Dataset



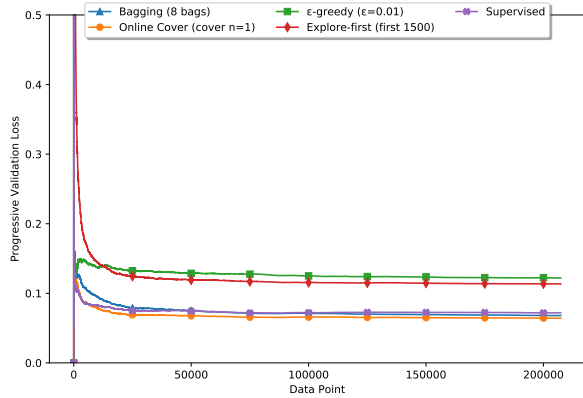
(b) π_{s1} Partial Dataset



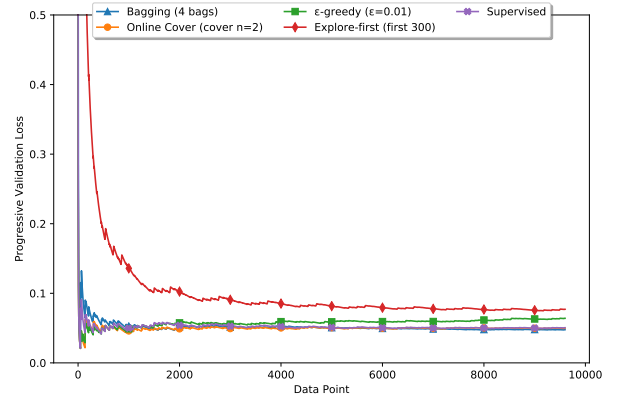
(c) π_{s2} Complete Dataset



(d) π_{s2} Partial Dataset



(e) π_{s3} Complete Dataset



(f) π_{s3} Partial Dataset

Figure 5: Progressive validation loss of various algorithm on synthetic policies' complete and partial datasets

supervised learning algorithm in terms of adapting to the shift in the policy.

4.3.4 Policy Initialization Techniques

Fig 6 shows the results of various initialization techniques over manual policy π_{m3} dataset. As shown in the graph, the initialization with general rules resulted in the highest decline in the average loss and the initialization based on the default capability action resulted in the lowest decline in the average loss.

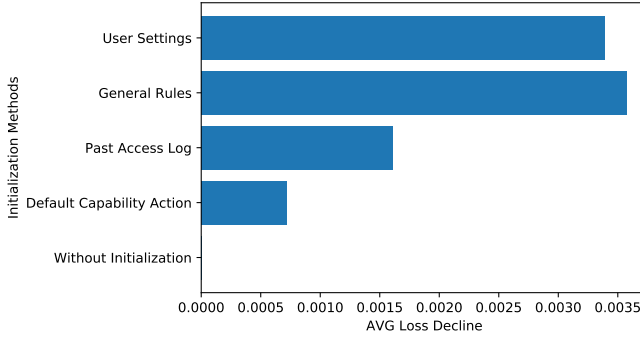


Figure 6: The effect of various initialization techniques in reducing average loss of Online Cover model on π_{m3} dataset

4.3.5 Policy Learning with Planning

Fig 7 shows the results of the Online Cover algorithm over manual policy π_{m3} with and without planning. As we can see in the figure, the learning algorithm with planning decreased the PVL by 25% for this dataset. We should note that Online Cover learned a model with the lowest PVL for this dataset and this is a significant reduction for such a model. Table 4 shows the results of the planning algorithm over various databases. As we can see from the results, the planning algorithm decreases the PVL for at least 10% for all cases that planning was applied.

5 Related Work

In this section, we discuss related research areas. We cover the application of Reinforcement Learning in real-world problems, adaptive authorization models, and finally access control in the IoT environment.

5.1 Application of Reinforcement Learning

Reinforcement learning has been applied to a variety of real-world problems where access to pre-labeled data is limited. Around three decades ago, Boyan and Littman employed RL for packet routing in switches [7]. Recently, RL is used in

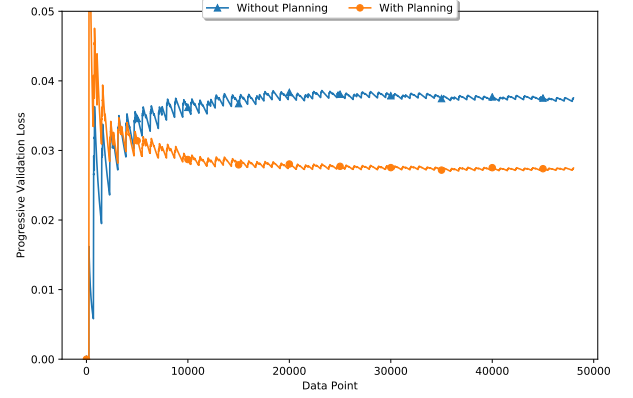


Figure 7: The effect of learning with planning on reducing average loss of Online Cover model on π_{m3} dataset

designing protocols for controlling congestion [9] as well as resource management in networks [24] and resource allocation for vehicle-to-vehicle communications [38]. Furthermore, Contextual bandit algorithms are being employed for solving many real-world interactive machine learning problems.

Although RL has proved to be a promising solution in many domains, we are not aware of any work that applies reinforcement learning to access control policy adaption and management.

5.2 Adaptive Authorization Models

The manual development of authorization systems is time-consuming and error-prone. Furthermore, policy misconfigurations reduce the effectiveness of access control systems. Multiple studies try to address such challenges. RBAC policy learning models try to find the optimal set of roles from user permission [22, 26, 29, 36]. Subsequently, ABAC policy learning models are proposed to ease the migration to ABAC systems and development of ABAC policies [8, 15, 19, 21, 37]. These models extract ABAC policy rules from available access logs to automate the development of an authorization system.

Furthermore, there has been work on adaptive access control models in which the access control models are adjusted based on users' activity. Baracaldo and Joshi [4] incorporate risk and trust assessment in RBAC so the framework adapts to suspicious shifts in users' behavioral patterns by removing privileges when users' trust score is lower than a threshold. Marinescu *et al.* [25] propose an approach for detecting authorization bugs in an online social network system and blocking access attempts that try to exploit such bugs. Their proposed approach learns authorization rules from data manipulation patterns and enforces such rules to prevent unauthorized accesses before code fixes are deployed. Argento *et*

al. [3] propose an adaptive access control model that exploits users’ behavioral patterns to narrow their permissions when anomalous behavior is detected.

5.3 Access Control in IoT Environment

Although we have seen a proliferation of IoT devices in recent years, commercial IoT infrastructures suffer from proper access control mechanisms. Recently, few studies have addressed authorization specification and enforcement in IoT environments. Fernandes *et al.* discuss how coarse-grained capabilities have resulted in over-privileged smart home applications [10]. Several works try to mitigate the challenge by rethinking permission granting [10, 16, 34]. Ur *et al.* have examined access control affordances in smart devices and discussed how they are insufficient from a usability perspective [35].

He *et al.* [13] propose a capability-centric access control specification for the home IoT devices which considers capabilities of devices, relationships between users, and some contextual information in the authorization policy specification. Tian *et al.* [34] present *SmartAuth* a user-centric and semantic-based authorization framework, which collects security-relevant information from the description, code and annotations of IoT applications to guide users to make well-informed decisions when authorizing IoT applications. Fernandes *et al.* [11] propose FlowFence, which requires the consumer applications of sensitive data to declare their intended data flow. FlowFence blocks any flow that is not declared.

6 Discussion

While an adaptive ABAC policy learning through an RL model seems a promising approach for policy development and management in complex and evolving systems, there are some considerations that need to be reviewed carefully. In this section, we discuss such challenges.

6.1 Managing Incorrect Authorization Decisions

The learning process need to go through multiple rounds of state-action-feedback sequences to achieve good performance. Hence, some incorrect authorization decisions during the learning phase is inevitable. To address the issue, the system could employ the following approaches to minimize the consequences of the wrong authorization decisions of the RL agent throughout the learning process:

- The system can employ a simpler AC model (e.g., RBAC or DAC) while the learning process is happening.
- The system can continue using its legacy AC model while the learning process is happening and before completely migrating to the newly learned ABAC model.

This approach has two advantages: first, the decision of the legacy system can be used as feedback to the learning agent, and second, the migration can happen when the administrator feels confident about the decisions of the agent (i.e., the loss is less than a desirable threshold).

- For sensitive resources, the default action can be set to “deny” (except for an administrator) and the RL model can be initialized with these default decisions as suggested in the paper.

6.2 Model Convergence

The learning process of the proposed model is assumed to have been converged when the loss of the RL model is less than a desired threshold set by the administrator of the system. However, in the case of dynamic systems, for any newly added attribute/attribute values or an update in authorization policies, a learning process will continue. As such, the RL agent will always work in the background.

For example, as we can see in Figure 4 and 5, the more the agent receives feedback from the users, the lower the loss of the RL model would be. If we assume the desired loss of the model is set at 0.15 by the administrator of the system, then the Online Cover algorithm converges for all the datasets.

On the other hand, when we have an update in the authorization policy (as described in Section 4.3.3 and was shown in Figure 3), although the RL model was converged before the policy update, the loss rate would increase after such update. Hence, the agent needs more feedback from the users to learn the new policy. Therefore, the loss rate decreases and the model converges again.

7 Conclusion

In this paper, we take a reinforcement learning, more specifically, a contextual-bandit approach, to support adaptive ABAC policy learning. We have proposed a simple and reliable method for learning ABAC policy rules from access logs by incorporating the feedback of users on access decisions made by the authorization engine. We have focused on Home IoT as a running example throughout the paper. However, the proposed model can be applied to any domain as long as it is not highly sensitive (which is decided by the administrator of the system) or unless the loss threshold is set too low before the model is employed in the real-world. Especially, in the environments where the usability of the model is a priority, the proposed framework helps lifting the burden of developing authorization policies from incompetent users of the system.

In addition, we have proposed four different procedures for initializing the learning model and a planning approach based on attribute value hierarchies to accelerate the learning process. We have evaluated our proposed approach over real and synthetic data including both complete and sparse

datasets. Our experiments show that the proposed learning model achieves comparable performance to the full information supervised learning methods in many scenarios and even outperforms them in several situations.

References

- [1] Alekh Agarwal, Daniel Hsu, Satyen Kale, John Langford, Lihong Li, and Robert Schapire. Taming the monster: A fast and simple algorithm for contextual bandits. In *International Conference on Machine Learning*, pages 1638–1646, 2014.
- [2] Manar Alohaly, Hassan Takabi, and Eduardo Blanco. Towards an automated extraction of abac constraints from natural language policies. In *IFIP International Conference on ICT Systems Security and Privacy Protection*, pages 105–119. Springer, 2019.
- [3] Luciano Argento, Andrea Margheri, Federica Paci, Vladimiro Sassone, and Nicola Zannone. Towards adaptive access control. In *IFIP Annual Conference on Data and Applications Security and Privacy*, pages 99–109. Springer, 2018.
- [4] Nathalie Baracaldo and James Joshi. An adaptive risk management and access control framework to mitigate insider threats. *Computers & Security*, 39:237–254, 2013.
- [5] D Elliott Bell and Leonard J LaPadula. Secure computer systems: Mathematical foundations. Technical report, MITRE CORP BEDFORD MA, 1973.
- [6] Avrim Blum, Adam Kalai, and John Langford. Beating the hold-out: Bounds for k-fold and progressive cross-validation. In *Proceedings of the twelfth annual conference on Computational learning theory*, pages 203–208, 1999.
- [7] Justin A Boyan and Michael L Littman. Packet routing in dynamically changing networks: A reinforcement learning approach. In *Advances in neural information processing systems*, pages 671–678, 1994.
- [8] Carlos Cotrini, Thilo Weghorn, and David Basin. Mining abac rules from sparse logs. In *2018 IEEE European Symposium on Security and Privacy (EuroS&P)*, pages 31–46. IEEE, 2018.
- [9] Mo Dong, Qingxi Li, Doron Zarchy, P Brighten Godfrey, and Michael Schapira. {PCC}: Re-architecting congestion control for consistent high performance. In *12th {USENIX} Symposium on Networked Systems Design and Implementation ({NSDI} 15)*, pages 395–408, 2015.
- [10] Earlence Fernandes, Jaeyeon Jung, and Atul Prakash. Security analysis of emerging smart home applications. In *2016 IEEE Symposium on Security and Privacy (SP)*, pages 636–654. IEEE, 2016.
- [11] Earlence Fernandes, Justin Paupore, Amir Rahmati, Daniel Simionato, Mauro Conti, and Atul Prakash. Flowfence: Practical data protection for emerging iot application frameworks. In *25th USENIX Security Symposium (USENIX Security 16)*, pages 531–548, Austin, TX, 2016. USENIX Association.
- [12] Michael A Harrison, Walter L Ruzzo, and Jeffrey D Ullman. Protection in operating systems. *Communications of the ACM*, 19(8):461–471, 1976.
- [13] Weijia He, Maximilian Golla, Roshni Padhi, Jordan Ofek, Markus Dürmuth, Earlence Fernandes, and Blase Ur. Rethinking access control and authentication for the home internet of things (iot). In *27th USENIX Security Symposium (USENIX Security 18)*, pages 255–272, Baltimore, MD, 2018. USENIX Association.
- [14] Vincent C Hu, David Ferraiolo, Rick Kuhn, Arthur R Friedman, Alan J Lang, Margaret M Cogdell, Adam Schnitzer, Kenneth Sandlin, Robert Miller, Karen Scarfone, et al. Guide to attribute based access control (abac) definition and considerations (draft). *NIST special publication*, 800(162), 2013.
- [15] Padmavathi Iyer and Amirreza Masoumzadeh. Mining positive and negative attribute-based access control policy rules. In *Proceedings of the 23rd ACM on Symposium on Access Control Models and Technologies*, pages 161–172. ACM, 2018.
- [16] Yunhan Jack Jia, Qi Alfred Chen, Shiqi Wang, Amir Rahmati, Earlence Fernandes, Zhuoqing Morley Mao, Atul Prakash, and SJ Unviersity. Contextlot: towards providing contextual integrity to appified iot platforms. In *NDSS*, 2017.
- [17] Jing Jin, Gail-Joon Ahn, Hongxin Hu, Michael J Covington, and Xinwen Zhang. Patient-centric authorization framework for sharing electronic health records. In *Proceedings of the 14th ACM symposium on Access control models and technologies*, pages 125–134. ACM, 2009.
- [18] Kaggle. Amazon.com - employee access challenge. <https://www.kaggle.com/c/amazon-employee-access-challenge>.
- [19] Leila Karimi, Maryam Aldairi, James Joshi, and Mai Abdelhakim. An automatic attribute based access control policy extraction from access logs. *arXiv preprint arXiv:2003.07270*, 2020.

- [20] Leila Karimi and James Joshi. Multi-owner multi-stakeholder access control model for a healthcare environment. In *Collaboration and Internet Computing (CIC), 2017 IEEE 3rd International Conference on*, pages 359–368. IEEE, 2017.
- [21] Leila Karimi and James Joshi. An unsupervised learning based approach for mining attribute based access control policies. In *Big Data (Big Data), 2018 IEEE International Conference on*. IEEE, 2018.
- [22] Martin Kuhlmann, Dalia Shohat, and Gerhard Schimpf. Role mining-revealing business roles for security administration using data mining technology. In *Proceedings of the eighth ACM symposium on Access control models and technologies*, pages 179–186. ACM, 2003.
- [23] John Langford and Tong Zhang. The epoch-greedy algorithm for multi-armed bandits with side information. In *Advances in neural information processing systems*, pages 817–824, 2008.
- [24] Hongzi Mao, Mohammad Alizadeh, Ishai Menache, and Srikanth Kandula. Resource management with deep reinforcement learning. In *Proceedings of the 15th ACM Workshop on Hot Topics in Networks*, pages 50–56, 2016.
- [25] Paul Marinescu, Chad Parry, Marjori Pomarole, Yuan Tian, Patrick Tague, and Ioannis Papagiannis. Ivd: Automatic learning and enforcement of authorization rules in online social networks. In *2017 IEEE Symposium on Security and Privacy (SP)*, pages 1094–1109. IEEE, 2017.
- [26] Barsha Mitra, Shamik Sural, Jaideep Vaidya, and Vijayalakshmi Atluri. A survey of role mining. *ACM Computing Surveys (CSUR)*, 48(4):1–37, 2016.
- [27] Volodymyr Mnih, Koray Kavukcuoglu, David Silver, Andrei A Rusu, Joel Veness, Marc G Bellemare, Alex Graves, Martin Riedmiller, Andreas K Fidjeland, Georg Ostrovski, et al. Human-level control through deep reinforcement learning. *nature*, 518(7540):529–533, 2015.
- [28] Decebal Mocanu, Fatih Turkmen, Antonio Liotta, et al. Towards abac policy mining from logs with deep learning. In *Proceedings of the 18th International Multiconference, ser. Intelligent Systems*, 2015.
- [29] Ian Molloy, Hong Chen, Tiancheng Li, Qihua Wang, Ninghui Li, Elisa Bertino, Seraphin Calo, and Jorge Lobo. Mining roles with multiple objectives. *ACM Transactions on Information and System Security (TISSEC)*, 13(4):36, 2010.
- [30] Jerome H Saltzer and Michael D Schroeder. The protection of information in computer systems. *Proceedings of the IEEE*, 63(9):1278–1308, 1975.
- [31] Ravi S. Sandhu. Lattice-based access control models. *Computer*, 26(11):9–19, 1993.
- [32] Ravi S Sandhu, Edward J Coyne, Hal L Feinstein, and Charles E Youman. Role-based access control models. *Computer*, 29(2):38–47, 1996.
- [33] Ravi S Sandhu and Pierangela Samarati. Access control: principle and practice. *IEEE communications magazine*, 32(9):40–48, 1994.
- [34] Yuan Tian, Nan Zhang, Yueh-Hsun Lin, XiaoFeng Wang, Blase Ur, Xianzheng Guo, and Patrick Tague. Smartauth: User-centered authorization for the internet of things. In *26th {USENIX} Security Symposium ({USENIX} Security 17)*, pages 361–378, 2017.
- [35] Blase Ur, Jaeyeon Jung, and Stuart Schechter. The current state of access control for smart devices in homes. In *Workshop on Home Usable Privacy and Security (HUPS)*, volume 29, pages 209–218. HUPS 2014, 2013.
- [36] Zhongyuan Xu and Scott D Stoller. Algorithms for mining meaningful roles. In *Proceedings of the 17th ACM symposium on Access Control Models and Technologies*, pages 57–66. ACM, 2012.
- [37] Zhongyuan Xu and Scott D Stoller. Mining attribute-based access control policies. *IEEE Transactions on Dependable and Secure Computing*, 12(5):533–545, 2015.
- [38] Hao Ye, Geoffrey Ye Li, and Biing-Hwang Fred Juang. Deep reinforcement learning based resource allocation for v2v communications. *IEEE Transactions on Vehicular Technology*, 68(4):3163–3173, 2019.

A Sample Manual Policies

In the following, we present details of the manual policies we used in our experiments. We defined three sample manual policies for our experiments. Table 5 and Table 6 show their operations, attributes, and corresponding attribute values.

Table 5: Operations in sample manual policies

Policy	Operation
Manual Policy 1 (π_{m1})	lights_on_off
	order_online
	set_temperature
	turn_on_cooler
	turn_on_heater
	install_software_update
	mower_on_off
	connect_new_device
	view_lock_state
	play_music
Manual Policy 2 (π_{m2})	lights_on_off
	order_online
	set_temperature
	play_music
	turn_on_cooler
	turn_on_heater
	camera_on_off
	view_temperature_log
Manual Policy 3 (π_{m3})	answer_door
	lights_on_off
	order_online
	set_temperature
	play_music
	turn_on_cooler
	turn_on_heater
	camera_on_off
	view_temperature_log
	answer_door
	mower_on_off

Table 6: Attributes and their corresponding values of sample manual policies

Policy	Attribute	Attribute Value
Manual Policy 1 (π_{m1})	Time	day
		midday
		night
		midnight
	Role	mother
		father
		child
		visiting_family
	Location	guest
		inside_home
		outside_home
		yard
Manual Policy 2 (π_{m2})	Time	basement
		morning
		afternoon
		evening
	Role	night
		mother
		father
		child
	Location	baby_sitter
		neighbor
		kitchen
		living_room
Manual Policy 3 (π_{m3})	Time	bedroom1
		bedroom2
		day
		morning
	Location	afternoon
		evening
		night
		midnight
	Role	kitchen
		living_room
		bedroom1
		bedroom2
	Location	inside_home
		outside_home
		yard
		basement
	Role	parent
		mother
		father
		child
	Role	minor_child
		teenager
		guest
		baby_sitter
	Role	neighbor
		visiting_family