

CERT: Contrastive Self-supervised Learning for Language Understanding

Hongchao Fang[†]
UC San Diego

COLEFANG.HONGCHAO@GMAIL.COM

Sicheng Wang^{†*}
UC San Diego

WSC879453141@GMAIL.COM

Meng Zhou^{†*}
UC San Diego

ZHOUMENG9904@SJTU.EDU.CN

Jiayuan Ding^{*}
VMware

JIAYUAND@USC.EDU

Pengtao Xie
UC San Diego

PENGTAOXIE2008@GMAIL.COM

Abstract

Pretrained language models such as BERT, GPT have shown great effectiveness in language understanding. The auxiliary predictive tasks in existing pretraining approaches are mostly defined on tokens, thus may not be able to capture sentence-level semantics very well. To address this issue, we propose CERT: Contrastive self-supervised Encoder Representations from Transformers, which pretrains language representation models using contrastive self-supervised learning at the sentence level. CERT creates augmentations of original sentences using back-translation. Then it finetunes a pretrained language encoder (e.g., BERT) by predicting whether two augmented sentences originate from the same sentence. CERT is simple to use and can be flexibly plugged into any pretraining-finetuning NLP pipeline. We evaluate CERT on 11 natural language understanding tasks in the GLUE benchmark where CERT outperforms BERT on 7 tasks, achieves the same performance as BERT on 2 tasks, and performs worse than BERT on 2 tasks. On the averaged score of the 11 tasks, CERT outperforms BERT. The data and code are available at <https://github.com/UCSD-AI4H/CERT>

1. Introduction

Large-scale pretrained language representation models such as BERT (Devlin et al., 2018), GPT (Radford et al., a), BART (Lewis et al., 2019), etc. have achieved dominating performance in various natural language processing tasks, such as text generation, reading comprehension, text classification, etc. The architectures of these models are mostly based on Transformer (Vaswani et al., 2017), which uses self-attention to capture long-range dependency between tokens. The Transformer encoder or decoder is pretrained on large-scale text corpus by solving self-supervised tasks, such as predicting masked tokens (Devlin et al.,

. [†]The work was done during internship at UCSD.

. ^{*}Equal contribution.

2018), generating future tokens (Radford et al., 2019), denoising corrupted tokens (Lewis et al., 2019), etc. In these works, the targets to be predicted are mostly at the word level. As a result, the global semantics at the sentence level may not be sufficiently captured.

To address this issue, we propose CERT: Contrastive self-supervised Encoder Representations from Transformers, which uses contrastive self-supervised learning (CSSL) (He et al., 2019; Chen et al., 2020a) to learn sentence-level representations. Recently, CSSL has shown promising results in learning visual representations in an unsupervised way (He et al., 2019; Chen et al., 2020a). The key idea of CSSL is: create augments of original examples, then learn representations by predicting whether two augments are from the same original data example or not. CERT creates augments of sentences using back-translation (Edunov et al., 2018), then finetunes a pretrained language representation model (e.g., BERT, BART) by predicting whether two augments are from the same original sentence or not. Different from existing pretraining methods where the prediction tasks are defined on tokens, CERT defines the prediction task on sentences, which can presumably better capture global semantics at the sentence level.

CERT uses back-translation (Edunov et al., 2018) to perform sentence augmentation. Given a sentence x in source language S , we use an S-to-T translation model to translate x into a sentence y in target language T . Then we use a T-to-S translation model to translate y into x' in the source language. x' is regarded as an augment of x . Translation models for different target languages are used to create different augments of a source sentence. Given these augmented sentences, a Momentum Contrast (MoCo) (He et al., 2019) method is used to perform CSSL. MoCo maintains a queue of augmented sentences (called keys) which are encoded using a pretrained text-encoder (e.g., BERT) with momentum updates. Given an augmented sentence (called query), a similarity score is calculated between the BERT (or any other pretrained text-encoder) encoding of the query and each key in the queue. The query and a key are labeled as a positive pair if they are augments of the same original sentence and as a negative pair if otherwise. These binary labels and similarity scores are used to define contrastive losses (Hadsell et al., 2006). The weights of the pretrained text encoder are further pretrained by minimizing the contrastive losses. To apply the pretrained CERT model on a downstream task, we finetune the CERT weights using input data and labels from the downstream task. CERT is a flexible module that can be integrated with any pretrained language representation models, such as BERT, BART, ERNIE 2.0 (Sun et al., 2019), T5 (Raffel et al., 2019), etc. We evaluate CERT on 11 natural language understanding tasks in the GLUE (Wang et al., 2018) benchmark where CERT outperforms BERT on 7 tasks, achieves the same performance as BERT on 2 tasks, and performs worse than BERT on 2 tasks. On the averaged score of the 11 tasks, CERT outperforms BERT. These results demonstrate the effectiveness of contrastive self-supervised learning for language representation by capturing sentence-level semantics.

The major contributions of this paper are as follows:

- We propose CERT, a new language representation pretraining method based on contrastive self-supervised learning. The predictive tasks of CERT are defined at the sentence level, thus presumably can better capture sentence-level semantics.
- We perform evaluation of CERT on 11 natural language understanding tasks in the GLUE benchmark, where CERT outperforms BERT on the averaged score of 11 tasks.

- We perform ablation studies to investigate how the performance of CERT is affected by sentence augmentation methods and the source of pretraining corpora.

The rest of the papers are organized as follows. Section 2 and 3 present the methods and experiments. Section 4 reviews related works and Section 5 concludes the paper.

2. Pretraining of Transformers for Language Understanding

Among the recent works for pretraining language representation models, most of them are based on the Transformer (Vaswani et al., 2017) architecture. For example, BERT pretrains Transformer encoder. GPT pretrains Transformer decoder. BART pretrains Transformer encoder and decoder jointly.

2.1. Transformer

Transformer (Vaswani et al., 2017) is an encode-decoder architecture for sequence-to-sequence (seq2seq) modeling (Sutskever et al., 2014). Different from seq2seq models (Sutskever et al., 2014) that are based on recurrent neural networks (e.g., LSTM (Hochreiter and Schmidhuber, 1997), GRU (Chung et al., 2014)) which model a sequence of tokens via a recurrent manner and hence is computationally inefficient. Transformer eschews recurrent computation and instead uses self-attention which not only can capture the dependency between tokens but also is amenable for parallel computation with high efficiency. Self-attention calculates the correlation among every pair of tokens and uses these correlation scores to create “attentive” representations by taking weighted summation of tokens’ embeddings. Transformer is composed of building blocks, each consisting of a self-attention layer and a position-wise feed-forward layer. Residual connection (He et al., 2016) is applied around each of the two sub-layers, followed by layer normalization (Ba et al., 2016). Given the input sequence, an encoder, which is a stack of such building blocks, is applied to obtain a representation for each token. Then the decoder takes these representations as inputs and decodes the sequence of output tokens. To decode the i -th token, the decoder first uses self-attention to encode the already decoded sequence y_1, \dots, y_{i-1} , then performs input-output attention between the encodings of y_1, \dots, y_{i-1} and those of the input sequence. The “attentive” representations are then fed into a feed-forward layer. The three steps are repeated for multiple times. Finally, the representation is fed into a linear layer to predict the next token. The weight parameters in Transformer are learned by maximizing the conditional likelihood of output sequences conditioned on the corresponding input sequences.

2.2. BERT

BERT (Devlin et al., 2018) aims to learn a Transformer encoder for representing texts. BERT’s model architecture is a multi-layer bidirectional Transformer encoder. In BERT, the Transformer uses bidirectional self-attention. To train the encoder, BERT masks some percentage of the input tokens at random, and then predicts those masked tokens by feeding the final hidden vectors (produced by the encoder) corresponding to the mask tokens into an output softmax over the vocabulary. To apply the pretrained BERT to a downstream task such as sentence classification, one can add an additional layer on top of the BERT architecture and train this newly-added layer using the labeled data in the target task.

3. Contrastive Self-supervised Learning

Self-supervised learning (SSL) (Wu et al., 2018; He et al., 2019; Chen et al., 2020b,a) is a learning paradigm which aims to capture the intrinsic patterns and properties of input data without using human-provided labels. The basic idea of SSL is to construct some auxiliary tasks solely based on the input data itself without using human-annotated labels and force the network to learn meaningful representations by performing the auxiliary tasks well, such as rotation prediction (Gidaris et al., 2018), image inpainting (Pathak et al., 2016), automatic colorization (Zhang et al., 2016), context prediction (Nathan Mundhenk et al., 2018), etc. The auxiliary tasks in SSL can be constructed using many different mechanisms. Recently, a contrastive mechanism (Hadsell et al., 2006) has gained increasing attention and demonstrated promising results in several studies (He et al., 2019; Chen et al., 2020b). The basic idea of contrastive SSL is: generate augmented examples of original data examples, create a predictive task where the goal is to predict whether two augmented examples are from the same original data example or not, and learn the representation network by solving this task.

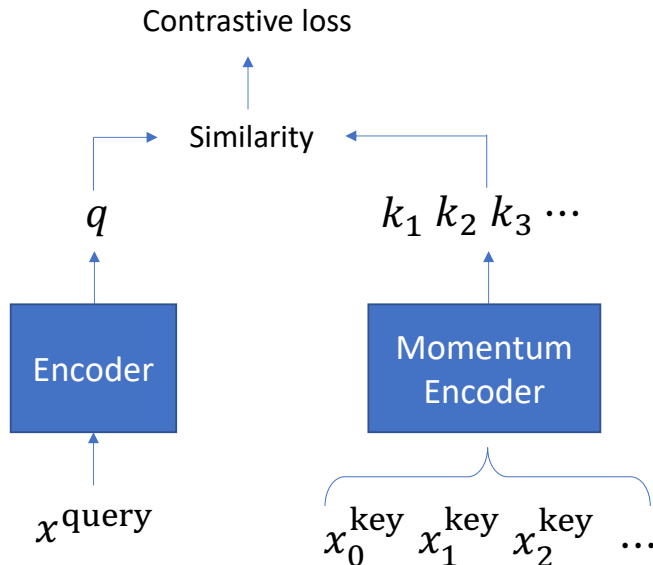


Figure 1: Keys in the queue are encoded using a momentum encoder. Given an augmented data example in the current minibatch (called query) and a key in the queue, they are considered as a positive pair if they originate from the same data example, and a negative pair if otherwise. A similarity score is calculated between the encoding of the query and the encoding of each key. Contrastive losses are defined on the similarity scores and binary labels.

Different methods have been proposed to implement contrastive SSL. In SimCLR (Chen et al., 2020a) designed for image data, given the input images, random data augmentation is applied to these images. If two augmented images are created from the same original image, they are labeled as being similar; otherwise, they are labeled as dissimilar. Then

SimCLR learns a network to fit these similar/dissimilar binary labels. The network consists of two modules: a feature extraction module $f(\cdot)$ which extracts the latent representation $\mathbf{h} = f(\mathbf{x})$ of an image \mathbf{x} and a multi-layer perceptron $g(\cdot)$ which takes \mathbf{h} as input and generates another latent representation $\mathbf{z} = g(\mathbf{h})$ used for predicting whether two images are similar. Given a similar pair $(\mathbf{x}_i, \mathbf{x}_j)$ and a set of images $\{\mathbf{x}_k\}$ that are dissimilar from \mathbf{x}_i , a contrastive loss can be defined as follows:

$$-\log \frac{\exp(\text{sim}(\mathbf{z}_i, \mathbf{z}_j)/\tau)}{\exp(\text{sim}(\mathbf{z}_i, \mathbf{z}_j)/\tau) + \sum_k \exp(\text{sim}(\mathbf{z}_i, \mathbf{z}_k)/\tau)} \quad (1)$$

where $\text{sim}(\cdot, \cdot)$ denotes cosine similarity between two vectors and τ is a temperature parameter. SimCLR learns the network weights by minimizing losses of this kind. After training, the feature extraction sub-network is used for downstream tasks and $g(\cdot)$ is discarded.

While SimCLR is easy to implement, it requires a large minibatch size to yield high performance, which is computationally prohibitive. MoCo (Chen et al., 2020a) addresses this problem by using a queue that is independent of minibatch size. This queue contains a dynamic set of augmented data examples (called keys). In each iteration, the latest minibatch of examples are added into the queue; meanwhile, the oldest minibatch is removed from the queue. In this way, the queue is decoupled from minibatch size. Figure 1 shows the architecture of MoCo. The keys are encoded using a momentum encoder. Given an augmented data example (called query) in the current minibatch and a key in the queue, they are considered as a positive pair if they originate from the same image, and a negative pair if otherwise. A similarity score is calculated between the encoding of the query and the encoding of each key. Contrastive losses are defined on the similarity scores and binary labels.

4. CERT

CERT takes a pretrained language representation model (e.g., BERT) and finetunes it using contrastive self-supervised learning on the input data of the target task. Figure 2 shows the workflow of CERT. For the ease of presentation, we use BERT as a running example of the pretrained language representation model. But note that CERT can be used on top of other pretrained language representation models such as XLNet, T5, etc. as well and is not specific to BERT. Given the large-scale input texts (without labels) from source tasks, a BERT model is first pretrained on these texts. Then we continue to train this pretrained BERT model using CSSL on the input texts (without labels) from the target task. We refer to this model as pretrained CERT model. Then we finetune the CERT model using the input texts and their associated labels in the target task and get the final model that performs the target task. In CSSL training, CERT augments the original sentences in the target task using back-translation. Two augmented sentences are considered as a positive pair if they are created from the same original sentence and a negative pair if otherwise. The augmented sentences are encoded with BERT and a similarity score is calculated on the BERT encodings of a pair of sentences. Contrastive losses are defined on the binary labels and similarity scores. Then the pretrained BERT encoder is further finetuned by minimizing the contrastive losses. We use MoCo to implement CSSL to avoid using large minibatches which are computationally heavy.

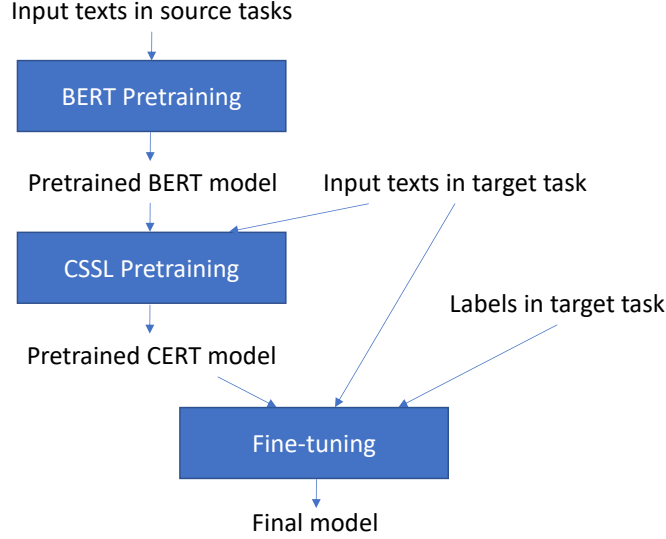


Figure 2: The workflow of CERT. Given the large-scale input texts (without labels) from source tasks, a BERT model is first pretrained on these texts. Then we continue to train this pretrained BERT model using CSSL on the input texts (without labels) from the target task. We refer to this model as pretrained CERT model. Then we finetune the CERT model using the input texts and their associated labels in the target task and get the final model that performs the target task.

Data Augmentation Figure 3 shows the workflow of data augmentation based on back translation. For each input sentence x in the target task, we augment it using back-translation (Edunov et al., 2018). Without loss of generality, we assume the language in the target task is English. We use an English-to-German machine translation (MT) model to translate x to y . Then we use a German-to-English translation model to translate y to x' . Then x' is regarded as an augmented sentence of x . Similarly, we use an English-to-Chinese MT model and a Chinese-to-English MT model to obtain another augmented sentence x'' . We use the machine translation models developed in (Britz et al., 2017) for back-translation.

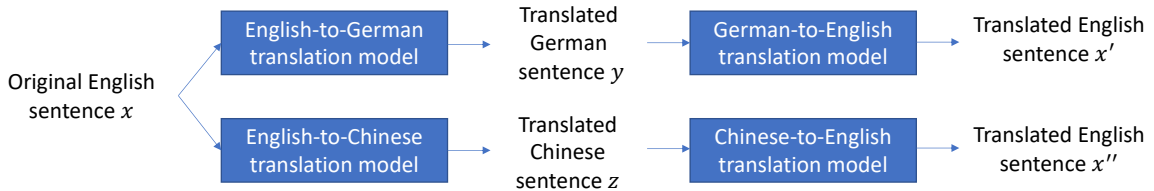


Figure 3: The workflow of data augmentation based on back translation.

CSSL Pretraining We use MoCo (He et al., 2019) to implement CSSL. Given two augmented sentences, if they originate from the same original sentence, they are labeled as a positive pair; if they are from different sentences, they are labeled as a negative pair. We use a queue to maintain a set of augmented sentences $\{k_i\}_{i=1}^K$ (called keys). Given an augmented sentence q (called query) in the currently sampled minibatch, it is compared against each key in the queue. The query is encoded with a pretrained BERT model $f_q(\cdot; \theta_q)$ where θ_q denotes the weights. Each key is encoded with a pretrained BERT $f_k(\cdot; \theta_k)$, where the weights θ_k are updated with momentum: $\theta_k \leftarrow m\theta_k + (1 - m)\theta_q$ (m is the momentum coefficient). Without loss of generality, we assume there is a single key k_+ in the queue that forms a positive pair with q . A contrastive loss can be defined as:

$$-\log \frac{\exp(\text{sim}(f_q(q; \theta_q), f_k(k_+; \theta_k))/\tau)}{\sum_{i=1}^K \exp(\text{sim}(f_q(q; \theta_q), f_k(k_i; \theta_k))/\tau)} \quad (2)$$

where τ is a temperature parameter. The weights of the BERT encoder are finetuned by minimizing losses of such kind. Note that in this step, only the input sentences of the target task are used. The labels of these sentences are not touched. To apply the pretrained CERT model to a downstream task, we further finetune its weights on both the input sentences and their labels in the target task.

5. Experiments

In this section, we evaluate CERT on eleven natural language understanding tasks in the GLUE (Wang et al., 2018) benchmark and compare with BERT.

5.1. Tasks and Datasets

The General Language Understanding Evaluation (GLUE) benchmark has 11 tasks, including 2 single-sentence tasks, 3 similarity and paraphrase tasks, and 5 inference tasks. The evaluation metric for a task is accuracy, unless otherwise noted. For each task, labels of the validation set are publicly available while those of the test set are not released. We obtain performance on the test sets by submitting inference results to the GLUE evaluation server.

- **CoLA** On the Corpus of Linguistic Acceptability (CoLA) (Warstadt et al., 2019), the task is to judge whether a sequence of words is a grammatical English sentence. Matthews correlation coefficient (Matthews, 1975) is used as the evaluation metric. The higher, the better.
- **SST-2** On the Stanford Sentiment Treebank (SST) (Socher et al., 2013), the task is to judge whether the sentiment of a sentence is positive or negative.
- **MRPC** On the Microsoft Research Paraphrase Corpus (MRPC) (Dolan and Brockett, 2005), the task is to predict whether a pair of sentences are semantically equivalent. Accuracy and F1 are used as evaluation metrics.

. <https://gluebenchmark.com/leaderboard>

- **QQP** On the Quora Question Pairs (QQP), the task is to determine whether a pair of questions are semantically equivalent. Accuracy and F1 are used as evaluation metrics.
- **STS-B** On the Semantic Textual Similarity Benchmark (STS-B) (Cer et al., 2017), the task is to predict the similarity score (from 1 to 5) of a pair of sentences. Pearson and Spearman correlation coefficients are used for evaluation.
- **MNLI** On the Multi-Genre Natural Language Inference (MNLI) corpus (Williams et al., 2017), given a premise sentence and a hypothesis sentence, the task is to predict whether the premise entails the hypothesis or not. The task contains two sub-tasks: MNLI-m and MNLI-mm which perform evaluation on matched (in-domain) and mismatched (cross-domain) sections.
- **QNLI** On the Stanford Question Answering Dataset (Rajpurkar et al., 2016), given a question and a paragraph, the task is to predict whether the paragraph contains an answer to the question.
- **RTE** The Recognizing Textual Entailment (RTE) (Dagan et al., 2005) task is defined as follows: given two sentences, judge whether one sentence can entail another. Entailment means the truth of one sentence follows from the other sentence.
- **WNLI** In the Winograd Schema Challenge (Levesque et al., 2012), the task is to read a sentence with a pronoun and select the reference of that pronoun from a list of choices.

Table 1 shows the statistics of data split in each task.

	COLA	RTE	QNLI	STS-B	MRPC	WNLI	SST-2	MNLI (m/mm)	QQP
Train	8551	2491	104742	5749	3668	636	67350	392702	363871
Dev	1043	278	5462	1500	408	72	873	9815/9832	40432
Test	1064	2985	5462	1379	1725	147	1821	9796/9847	390965

Table 1: Dataset statistics.

5.2. Experimental Settings

In MoCo, the size of the queue was set to 96606. The coefficient of MoCo momentum of updating the key encoder was set to 0.999. The temperature parameter in contrastive loss was set to 0.07. Multi-layer perceptron head was used. For MoCo training, a stochastic gradient descent solver with momentum was used. The minibatch size was set to 16. The initial learning rate was set to 4e-5. The learning rate was adjusted using cosine scheduling. The number of epochs was set to 100. Weight decay was used with a coefficient of 1e-5. For finetuning on GLUE tasks, the maximum sequence length was set to 128. Minibatch size was set to 16. The learning rate was set to 3e-5 for CoLA, MNLI, STS-B; 2e-5 for RTE, QNLI, MRPC, SST-2, WNLI; and 1e-5 for QQP. The number of training epochs was set to 20 for CoLA; 5 for RTE, WNLI, QQP; 3 for QNLI, MNLI; 15 for MRPC; 4 for SST-2; and 10 for STS-B.

. <https://www.quora.com/q/quoradata/First-Quora-Dataset-Release-Question-Pairs>

5.3. Results

Table 2 shows the performance on the development sets in GLUE tasks. Following (Lan et al., 2019), we perform 5 random restarts of the finetuning and report the median and best performance among the 5 runs. Due to randomness of the 5 restarts, our median performance is not the same as that reported in (Lan et al., 2019). But generally they are close. From this table, we make the following observations. First, in terms of median performance, our proposed CERT outperforms BERT (our run) on 5 tasks, including CoLA, RTE, QNLI, SST-2, and QQP. On the other 5 tasks, CERT is on par with BERT. This demonstrates the effectiveness of CERT in learning better language representations via contrastive self-supervised learning. Second, in terms of best performance, CERT outperforms BERT on 7 tasks, including CoLA, RTE, QNLI, STS-B, MNLI-m, MNLI-mm, and QQP. CERT is on par with BERT on MRPC and WNLI. CERT performs less well than BERT on SST-2. These results further demonstrate the effectiveness of CERT. Third, the improvement of CERT over BERT is more significant on tasks where the training data is small, such as CoLA and RTE. One possible reason is that small-sized training data is more prone to overfitting, which makes the necessity of CSSL pretraining more prominent. Fourth, on small-sized datasets such as CoLA and RTE, CERT achieves great improvement over BERT. This shows that CERT is promising in solving low-resource NLP tasks where the amount of training data is limited.

	CoLA	RTE	QNLI	STS-B	MRPC	WNLI	SST-2	MNLI (m/mm)	QQP
BERT (reported in Lan et al.2019 median)	60.6	70.4	92.3	90.0	-	-	93.2	86.6/-	91.3
BERT (our run, median)	59.8	71.4	91.9	89.8	91.1	56.3	93.4	86.3/86.2	91.2
CERT (ours, median)	62.1	72.2	92.3	89.8	91.0	56.3	93.6	86.3/86.2	91.4
BERT (our run, best)	60.9	72.1	92.1	90.1	92.5	56.3	94.4	86.4/86.3	91.4
CERT (ours, best)	62.9	74.0	92.5	90.6	92.5	56.3	93.9	86.6/86.5	91.7
XLNet	63.6	83.8	93.9	91.8	-	-	95.6	89.8/-	91.8
ERNIE2	65.4	85.2	94.3	92.3	-	-	96.0	89.1/-	92.5
RoBERTa	68.0	86.6	94.7	92.4	-	-	96.4	90.2/-	92.2
ALBERT	71.4	89.2	95.3	93.0	-	-	96.9	90.8/-	92.2

Table 2: Performance on the validation dataset. The metric for MRPC is F1. The metric for QQP is accuracy. The metric for STS-B is Pearson correlation.

For the convenience of the readers, we also show the results of state-of-the-art pretraining methods including XLNet (Yang et al., 2019), RoBERTa (Liu et al., 2019), ERNIE 2.0 (Sun et al., 2019), and ALBERT (Lan et al., 2019). CERT achieves a performance close to XLNet on CoLA, with a much lower consumption of computing resources and on a much smaller text corpus. XLNet, RoBERTa, ERNIE 2.0, and ALBERT are trained on hundreds of to

	BERT	CERT	XLNet	ERNIE2	T5	RoBERTa	ALBERT
Average	80.5	80.7	-	90.4	90.3	88.1	-
CoLA	60.5	58.9	70.2	74.4	71.6	67.8	69.1
RTE	70.1	71.2	88.5	90.9	92.8	88.2	89.2
QNLI	92.7	93.0	-	96.6	96.9	95.4	-
STS-B	87.6/86.5	87.9/86.8	93.0/92.6	93.0/92.6	93.1/92.8	92.2/91.9	92.5/92.0
MRPC	89.3/85.4	89.8/85.9	92.9/90.5	93.5/91.4	92.8/90.4	92.3/89.8	93.4/91.2
WNLI	65.1	65.1	92.5	94.5	94.5	89.0	91.8
SST-2	94.9	94.6	97.1	97.5	97.5	96.7	97.1
MNLI-m	86.7	87.2	90.9	91.4	92.2	90.8	91.3
MNLI-mm	85.9	86.4	90.9	91.0	91.9	90.2	91.0
QQP	72.1/89.3	72.5/90.3	74.7/90.4	75.2/90.9	75.1/90.6	74.3/90.2	74.2/90.5
AX	39.6	39.6	48.4	51.7	53.1	48.7	50.2

Table 3: Performance on the test datasets of GLUE. The metrics for MRPC and QQP are F1/accuracy. The metrics for STS-B are Pearson correlation and Spearman correlation.

thousands of GPU machines for several days, while CERT is trained using a single GPU for a dozen of hours. In addition, these models are trained on tens of or hundreds of gigabytes of texts while CERT is only trained on about 400 KB of texts. CERT can be built on top of these pretrained models as well, which will be left for future study.

Table 3 shows the performance on the test datasets of GLUE. Among the 11 tasks, CERT outperforms BERT on 7 tasks, including RTE, QNLI, STS-B, MRPC, MNLI-m, MNLI-mm, QQP. CERT achieves the same performance as BERT on WNLI and AX. CERT performs worse than BERT on CoLA and SST-2. CERT achieves an average score of 80.7, which is better than BERT. Overall, CERT performs better than BERT, which further demonstrates that contrastive self-supervised learning is an effective approach for learning better representations of language. While CERT achieves much better performance than BERT on the validation set of CoLA, it performs worse than BERT on the CoLA test set. This is probably because the test set and validation set in CoLA have a large domain difference. Table 3 also lists the performance of other state-of-the-art methods. For the next step, we plan to replace the BERT-based sentence encoder in CERT with XLNet, ERNIE2, T5, RoBERTa, and ALBERT, to see whether CSSL pretraining can improve the performance of these encoders.

Ablation on Data Augmentation One key ingredient in CERT is to create augmented sentences. By default, we use back-translation for augmentation. It is interesting to investigate other augmentation methods as well. We compare back-translation with a recently proposed text augmentation method – Easy Data Augmentation (EDA) (Wei and Zou, 2019). Given a sentence in the training set, EDA randomly chooses and performs one of the following operations: synonym replacement, random insertion, random swap, and random deletion.

Table 4 shows the results achieved by CERT using back-translation and EDA for augmentation respectively, on the CoLA and RTE tasks. As can be seen, in general, back-translation achieves better results than EDA, except that the median performance of back-

	CoLA	STS-B
Back-translation (median)	62.1	89.8
EDA (median)	60.5	89.9
Back-translation (best)	62.9	90.6
EDA (best)	62.3	90.2

Table 4: Performance on CoLA and STS-B, under different data-augmentation methods.

translation on STS-B is 0.1% lower than that of EDA. The reason that back-translation works better is probably because back-translation performs augmentation at the sentence level globally: the entire sentence is translated back and forth, while EDA performs augmentation at the word/phrase level locally. Therefore, back-translation can better capture the global semantics of sentences while EDA captures local semantics. Another reason might be that the sentences augmented by back-translation are more different from the original ones. In contrast, the sentences augmented by EDA are close to the original ones since EDA performs local edits of the original sentences and keeps the majority of a sentence untouched. It is more difficult to predict whether two augmented sentences by back-translation are from the same original sentence than to predict those augmented by EDA. Solving a more challenging CSSL task usually leads to better representations.

	CoLA	STS-B
Target Training Data (median)	62.1	89.8
BERT Training Data (median)	60.0	90.3
Target Training Data (best)	62.9	90.6
BERT Training Data (best)	61.3	90.8

Table 5: Performance on CoLA and STS-B, under different pretraining corpus of CSSL.

Ablation on CSSL Pretraining Corpora Another interesting point to study is what corpora should be used for training CSSL. In CERT, by default, we use the training data (excluding labels) of the target task for CSSL. We compare with the following setting. We randomly sample x sentences from the training corpora of BERT, where x is the number of training sentences in the target task. Table 5 shows the performance on CoLA and STS-B, with CSSL pretrained on different corpora. On the CoLA task, better performance is achieved when using the training data of CoLA for CSSL. On the STS-B task, better performance is achieved when using the BERT pretraining corpus for CSSL. From this study, we do not reach a clear conclusion regarding which one is better. In practice, it might be useful to try both and find out which one is more effective.

6. Related Works

6.1. Pretraining for learning language representation

Recently, pretraining on large-scale text corpus for language representation learning has achieved substantial success. The GPT model (Radford et al., a) is a language model (LM) based on Transformer. Different from Transformer which defines a conditional probability

on an output sequence given an input sequence, GPT defines a marginal probability on a single sequence. In GPT, the conditional probability of the next token given the historical sequence is defined using the Transformer decoder. The weight parameters are learned by maximizing the likelihood on the sequence of tokens. GPT-2 (Radford et al., 2019) is an extension of GPT, which modifies GPT by moving layer normalization to the input of each sub-block and adding an additional layer normalization after the final self-attention block. Byte pair encoding (BPE) (Sennrich et al., 2015) is used to represent the input sequence of tokens. BERT-GPT (Wu et al., 2019) is a model used for sequence-to-sequence modeling where pretrained BERT is used to encode the input text and GPT is used to generate the output text. In BERT-GPT, the pretraining of the BERT encoder and the GPT decoder is conducted separately, which may lead to inferior performance. Auto-Regressive Transformers (BART) (Lewis et al., 2019) has a similar architecture as BERT-GPT, but trains the BERT encoder and GPT decoder jointly. To pretrain the BART weights, the input text is corrupted randomly, such as token masking, token deletion, text infilling, etc., then the network is learned to reconstruct the original text. ALBERT (Lan et al., 2019) uses parameter-reduction methods to reduce the memory consumption and increase the training speed of BERT. It also introduces a self-supervised loss which models inter-sentence coherence. RoBERTa (Liu et al., 2019) is a replication study of BERT pretraining. It shows that the performance of BERT can be significantly improved by carefully tuning the training process, such as (1) training the model longer, with bigger batches, over more data; (2) removing the next sentence prediction objective; (3) training on longer sequences, etc. XLNet (Yang et al., 2019) learns bidirectional contexts by maximizing the expected likelihood over all permutations of the factorization order and uses a generalized autoregressive pretraining mechanism to overcome the pretrain-finetune discrepancy of BERT. T5 (Raffel et al., 2019) compared pretraining objectives, architectures, unlabeled datasets, transfer approaches on a wide range of language understanding tasks and proposed a unified framework that casts these tasks as a text-to-text task. The unified model was trained on a large Colossal Clean Crawled Corpus, which was then transferred to diverse downstream tasks. ERNIE 2.0 (Sun et al., 2019) proposed a continual pretraining framework which builds and learns incrementally pretraining tasks through constant multi-task learning, to capture the lexical, syntactic and semantic information from training corpora.

6.2. Contrastive Self-supervised learning

Contrastive self-supervised learning has arisen much research interest recently. Hnaff et al. (Hénaff et al., 2019) studied data-efficient image recognition based on contrastive predictive coding (Oord et al., 2018), which predicts the future in latent space by using powerful autoregressive models. Srinivas et al. (Srinivas et al., 2020) proposed to learn contrastive unsupervised representations for reinforcement learning. Khosla et al. (Khosla et al., 2020) investigated supervised contrastive learning, where clusters of points belonging to the same class are pulled together in embedding space, while clusters of samples from different classes are pushed apart. Klein and Nabi (Klein and Nabi, 2020) proposed a contrastive self-supervised learning approach for commonsense reasoning. He et al. (He et al., 2020) proposed an Self-Trans approach which applies contrastive self-supervised learning on top of networks pretrained by transfer learning.

7. Conclusions and Future Works

In this work, we propose CERT, a pretraining approach for language representation learning. CERT takes a pretrained language representation model such as BERT and continues to train it using contrastive self-supervised learning on the input texts of the target task. It uses back-translation to generate augmented sentences for each original sentence in the target data, and trains the network by predicting whether two augments are from the same original sentence or not. Then the pretrained CERT model is finetuned on the input texts and their labels in the target task. We evaluate CERT on 11 natural language understanding tasks in the GLUE benchmark. On both test set and validation set, CERT outperforms BERT on majority of tasks, which demonstrates the effectiveness of contrastive self-supervised learning in learning language representations. For future works, we plan to study more challenging loss functions for self-supervised learning. We are interested in investigating a ranking-based loss, where each sentence is augmented with a ranked list of sentences which have decreasing discrepancy with the original sentence. The auxiliary task is to predict the order given the augmented sentences. Predicting an order is presumably more challenging than binary classification as in contrastive SSL and may facilitate the learning of better representations.

References

- Jimmy Lei Ba, Jamie Ryan Kiros, and Geoffrey E Hinton. Layer normalization. *arXiv preprint arXiv:1607.06450*, 2016.
- Denny Britz, Anna Goldie, Minh-Thang Luong, and Quoc Le. Massive exploration of neural machine translation architectures. *arXiv preprint arXiv:1703.03906*, 2017.
- Daniel Cer, Mona Diab, Eneko Agirre, Inigo Lopez-Gazpio, and Lucia Specia. Semeval-2017 task 1: Semantic textual similarity-multilingual and cross-lingual focused evaluation. *arXiv preprint arXiv:1708.00055*, 2017.
- Ting Chen, Simon Kornblith, Mohammad Norouzi, and Geoffrey Hinton. A simple framework for contrastive learning of visual representations. *arXiv preprint arXiv:2002.05709*, 2020a.
- Xinlei Chen, Haoqi Fan, Ross Girshick, and Kaiming He. Improved baselines with momentum contrastive learning. *arXiv preprint arXiv:2003.04297*, 2020b.
- Junyoung Chung, Caglar Gulcehre, KyungHyun Cho, and Yoshua Bengio. Empirical evaluation of gated recurrent neural networks on sequence modeling. *arXiv preprint arXiv:1412.3555*, 2014.
- Ido Dagan, Oren Glickman, and Bernardo Magnini. The pascal recognising textual entailment challenge. In *Machine Learning Challenges Workshop*, pages 177–190. Springer, 2005.
- Jacob Devlin, Ming-Wei Chang, Kenton Lee, and Kristina Toutanova. Bert: Pre-training of deep bidirectional transformers for language understanding. *arXiv preprint arXiv:1810.04805*, 2018.

- William B Dolan and Chris Brockett. Automatically constructing a corpus of sentential paraphrases. In *Proceedings of the Third International Workshop on Paraphrasing (IWP2005)*, 2005.
- Sergey Edunov, Myle Ott, Michael Auli, and David Grangier. Understanding back-translation at scale. *arXiv preprint arXiv:1808.09381*, 2018.
- Spyros Gidaris, Praveer Singh, and Nikos Komodakis. Unsupervised representation learning by predicting image rotations. *arXiv preprint arXiv:1803.07728*, 2018.
- Raia Hadsell, Sumit Chopra, and Yann LeCun. Dimensionality reduction by learning an invariant mapping. In *2006 IEEE Computer Society Conference on Computer Vision and Pattern Recognition (CVPR’06)*, volume 2, pages 1735–1742. IEEE, 2006.
- Kaiming He, Xiangyu Zhang, Shaoqing Ren, and Jian Sun. Deep residual learning for image recognition. In *Proceedings of the IEEE conference on computer vision and pattern recognition*, pages 770–778, 2016.
- Kaiming He, Haoqi Fan, Yuxin Wu, Saining Xie, and Ross Girshick. Momentum contrast for unsupervised visual representation learning. *arXiv preprint arXiv:1911.05722*, 2019.
- Xuehai He, Xingyi Yang, Shanghang Zhang, Jinyu Zhao, Yichen Zhang, Eric Xing, and Pengtao Xie. Sample-efficient deep learning for covid-19 diagnosis based on ct scans. *medRxiv*, 2020.
- Olivier J Hénaff, Ali Razavi, Carl Doersch, SM Eslami, and Aaron van den Oord. Data-efficient image recognition with contrastive predictive coding. *arXiv preprint arXiv:1905.09272*, 2019.
- Sepp Hochreiter and Jürgen Schmidhuber. Long short-term memory. *Neural computation*, 9(8):1735–1780, 1997.
- Prannay Khosla, Piotr Teterwak, Chen Wang, Aaron Sarna, Yonglong Tian, Phillip Isola, Aaron Maschinot, Ce Liu, and Dilip Krishnan. Supervised contrastive learning. *arXiv preprint arXiv:2004.11362*, 2020.
- Tassilo Klein and Moin Nabi. Contrastive self-supervised learning for commonsense reasoning. *arXiv preprint arXiv:2005.00669*, 2020.
- Zhenzhong Lan, Mingda Chen, Sebastian Goodman, Kevin Gimpel, Piyush Sharma, and Radu Soricut. Albert: A lite bert for self-supervised learning of language representations. *arXiv preprint arXiv:1909.11942*, 2019.
- Hector Levesque, Ernest Davis, and Leora Morgenstern. The winograd schema challenge. In *Thirteenth International Conference on the Principles of Knowledge Representation and Reasoning*, 2012.
- Mike Lewis, Yinhan Liu, Naman Goyal, Marjan Ghazvininejad, Abdelrahman Mohamed, Omer Levy, Ves Stoyanov, and Luke Zettlemoyer. Bart: Denoising sequence-to-sequence pre-training for natural language generation, translation, and comprehension. *arXiv preprint arXiv:1910.13461*, 2019.

- Yinhan Liu, Myle Ott, Naman Goyal, Jingfei Du, Mandar Joshi, Danqi Chen, Omer Levy, Mike Lewis, Luke Zettlemoyer, and Veselin Stoyanov. Roberta: A robustly optimized bert pretraining approach. *arXiv preprint arXiv:1907.11692*, 2019.
- Brian W Matthews. Comparison of the predicted and observed secondary structure of t4 phage lysozyme. *Biochimica et Biophysica Acta (BBA)-Protein Structure*, 405(2):442–451, 1975.
- T Nathan Mundhenk, Daniel Ho, and Barry Y Chen. Improvements to context based self-supervised learning. In *Proceedings of the IEEE Conference on Computer Vision and Pattern Recognition*, pages 9339–9348, 2018.
- Aaron van den Oord, Yazhe Li, and Oriol Vinyals. Representation learning with contrastive predictive coding. *arXiv preprint arXiv:1807.03748*, 2018.
- Deepak Pathak, Philipp Krahenbuhl, Jeff Donahue, Trevor Darrell, and Alexei A Efros. Context encoders: Feature learning by inpainting. In *Proceedings of the IEEE conference on computer vision and pattern recognition*, pages 2536–2544, 2016.
- Alec Radford, Karthik Narasimhan, Tim Salimans, and Ilya Sutskever. Improving language understanding by generative pre-training. a.
- Alec Radford, Jeffrey Wu, Rewon Child, David Luan, Dario Amodei, and Ilya Sutskever. Language models are unsupervised multitask learners. b.
- Colin Raffel, Noam Shazeer, Adam Roberts, Katherine Lee, Sharan Narang, Michael Matena, Yanqi Zhou, Wei Li, and Peter J Liu. Exploring the limits of transfer learning with a unified text-to-text transformer. *arXiv preprint arXiv:1910.10683*, 2019.
- Pranav Rajpurkar, Jian Zhang, Konstantin Lopyrev, and Percy Liang. Squad: 100,000+ questions for machine comprehension of text. *arXiv preprint arXiv:1606.05250*, 2016.
- Rico Sennrich, Barry Haddow, and Alexandra Birch. Neural machine translation of rare words with subword units. *arXiv preprint arXiv:1508.07909*, 2015.
- Richard Socher, Alex Perelygin, Jean Wu, Jason Chuang, Christopher D Manning, Andrew Y Ng, and Christopher Potts. Recursive deep models for semantic compositionality over a sentiment treebank. In *Proceedings of the 2013 conference on empirical methods in natural language processing*, pages 1631–1642, 2013.
- Aravind Srinivas, Michael Laskin, and Pieter Abbeel. Curl: Contrastive unsupervised representations for reinforcement learning. *arXiv preprint arXiv:2004.04136*, 2020.
- Yu Sun, Shuohuan Wang, Yukun Li, Shikun Feng, Hao Tian, Hua Wu, and Haifeng Wang. Ernie 2.0: A continual pre-training framework for language understanding. *arXiv preprint arXiv:1907.12412*, 2019.
- Ilya Sutskever, Oriol Vinyals, and Quoc V Le. Sequence to sequence learning with neural networks. In *Advances in neural information processing systems*, pages 3104–3112, 2014.

- Ashish Vaswani, Noam Shazeer, Niki Parmar, Jakob Uszkoreit, Llion Jones, Aidan N Gomez, Lukasz Kaiser, and Illia Polosukhin. Attention is all you need. In *Advances in neural information processing systems*, pages 5998–6008, 2017.
- Alex Wang, Amanpreet Singh, Julian Michael, Felix Hill, Omer Levy, and Samuel R Bowman. Glue: A multi-task benchmark and analysis platform for natural language understanding. *arXiv preprint arXiv:1804.07461*, 2018.
- Alex Warstadt, Amanpreet Singh, and Samuel R Bowman. Neural network acceptability judgments. *Transactions of the Association for Computational Linguistics*, 7:625–641, 2019.
- Jason W Wei and Kai Zou. Eda: Easy data augmentation techniques for boosting performance on text classification tasks. *arXiv preprint arXiv:1901.11196*, 2019.
- Adina Williams, Nikita Nangia, and Samuel R Bowman. A broad-coverage challenge corpus for sentence understanding through inference. *arXiv preprint arXiv:1704.05426*, 2017.
- Qingyang Wu, Lei Li, Hao Zhou, Ying Zeng, and Zhou Yu. Importance-aware learning for neural headline editing. *arXiv preprint arXiv:1912.01114*, 2019.
- Zhirong Wu, Yuanjun Xiong, Stella X Yu, and Dahua Lin. Unsupervised feature learning via non-parametric instance discrimination. In *Proceedings of the IEEE Conference on Computer Vision and Pattern Recognition*, pages 3733–3742, 2018.
- Zhilin Yang, Zihang Dai, Yiming Yang, Jaime Carbonell, Russ R Salakhutdinov, and Quoc V Le. Xlnet: Generalized autoregressive pretraining for language understanding. In *Advances in neural information processing systems*, pages 5754–5764, 2019.
- Richard Zhang, Phillip Isola, and Alexei A Efros. Colorful image colorization. In *European conference on computer vision*, pages 649–666. Springer, 2016.