

Many-to-Many Voice Transformer Network

Hirokazu Kameoka, Wen-Chin Huang, Kou Tanaka, Takuhiro Kaneko, Nobukatsu Hojo, and Tomoki Toda

Abstract—This paper proposes a voice conversion (VC) method based on a sequence-to-sequence (S2S) learning framework, which enables simultaneous conversion of the voice characteristics, pitch contour, and duration of input speech. We previously proposed an S2S-based VC method using a transformer network architecture called the voice transformer network (VTN). The original VTN was designed to learn only a mapping of speech feature sequences from one domain into another. The main idea we propose is an extension of the original VTN that can simultaneously learn mappings among multiple domains. This extension, called the many-to-many VTN, makes it able to fully use available training data collected from multiple domains by capturing common latent features that can be shared across different domains. It also allows us to introduce a training loss called the identity mapping loss to ensure that the input feature sequence will remain unchanged when it already belongs to the target domain. Using this particular loss for model training has been found to be extremely effective in improving the performance of the model at test time. We conducted speaker identity conversion experiments and found that our model obtained higher sound quality and speaker similarity than baseline methods. We also found that our model, with a slight modification to its architecture, could handle any-to-many conversion tasks reasonably well.

Index Terms—Voice conversion (VC), sequence-to-sequence learning, attention, transformer network, many-to-many VC.

I. INTRODUCTION

Voice conversion (VC) is a technique for converting para/non-linguistic information contained in a given utterance such as the perceived identity of a speaker while preserving linguistic information. Potential applications of this technique include speaker-identity modification [1], speaking aids [2], [3], speech enhancement [4]–[6], and accent conversion [7].

Many conventional VC methods use parallel utterances of source and target speech to train acoustic models for feature mapping. A typical way to train an acoustic model consists of extracting acoustic features from source and target utterances, performing dynamic time warping (DTW) to obtain time-aligned parallel data, and training the acoustic model that maps the source features to the target features in a frame-by-frame manner. Examples of acoustic models include Gaussian mixture models (GMM) [8]–[10] and deep neural networks (DNNs) [11]–[15]. Recently, some attempts have also been made to formulate non-parallel methods, which require no parallel utterances, transcriptions, or time alignment procedures, by using variational autoencoders (VAEs), cycle-consistent generative adversarial networks (CycleGAN), and star generative adversarial networks (StarGAN) [16]–[20].

Although the methods mentioned above are successful in converting the local spectral features, they have difficulty in converting suprasegmental features that reflect long-term dependencies, such as the fundamental frequency (F_0) contour, duration, and rhythm of the input speech. This is because acoustic models in these methods are designed to describe mappings between local features only. This is why the time alignment process must be performed before and independently of the acoustic model training. However, since these suprasegmental features are as important factors as local features that characterize speaker identities and speaking styles, it would be desirable if these features could also be converted more flexibly. One solution to overcome this limitation would be to adopt a sequence-to-sequence (seq2seq or S2S) model, since it has a powerful ability to learn mappings between sequential data of variable lengths by capturing and using long-range dependencies.

S2S models [21], [22] have recently been applied with notable success in many tasks such as machine translation, automatic speech recognition (ASR) [22] and text-to-speech (TTS) [23]–[29]. They are composed mainly of two elements: an encoder and decoder. The encoder encodes an input sequence to its latent representation in the form of hidden state vectors whereas the decoder generates an output sequence according to this latent representation. With the original S2S model, all input sequences are encoded into a single context vector of a fixed dimension. One problem with this is that the ability of the model to capture long-range dependencies can be limited especially when input sequences are long. To overcome this limitation, a mechanism called attention [30] has been introduced, which allows the network to learn where to pay attention in the input sequence when producing each item in the output sequence.

While recurrent neural networks (RNNs) have initially been used as the default option for designing the encoder and decoder networks in S2S models, recent work has shown that convolutional neural network (CNN)-based architectures also have excellent potential for capturing long-term dependencies [31]. Subsequently, yet another type of architecture called the transformer has been proposed [32], which uses neither convolution nor recurrent layers in its network, but only the mechanism of attention. In particular, it uses multi-head self-attention layers to design the two networks. Self-attention is a type of attention mechanism, which offers an efficient way to relate different positions of a given sequence. The multi-head self-attention mechanism splits each element of a sequence into smaller parts and then computes the self-attention over the sequence of each part in parallel. Unlike RNNs, both these architectures have the advantage that they are suitable for parallel computations using GPUs.

Inspired by the success of many attempts that have been

H. Kameoka, K. Tanaka, T. Kaneko and N. Hojo are with NTT Communication Science Laboratories, Nippon Telegraph and Telephone Corporation, Atsugi, Kanagawa, 243-0198 Japan (e-mail: kameoka.hirokazu@lab.ntt.co.jp) and W.-C. Huang and T. Toda are with Nagoya University.

made to apply RNN-, CNN- and transformer-based S2S models to ASR and TTS, we have previously proposed VC methods based on these three models [33]–[37]. In our most recent work [36], [37], we have proposed a VC method based on the transformer architecture called the voice transformer network (VTN). Through this work, it transpired that the model trained from scratch did not perform as expected when the amount of training data was limited. To address this, we introduced a TTS pretraining technique to provide a good initialization for fast and sample-efficient VC model training with the aid of text-speech pair data, thus reducing the parallel data size requirement and training time.

In this paper, we propose several ideas to make the VTN perform well even without TTS pretraining. One limitation with regular S2S models including the original VTN is that they can only learn a mapping from one domain to another. Examples of the domains include speaker identities and speaking styles including emotional expressions and accents, but for concreteness, we restrict our attention to speaker identity conversion tasks in this paper. When we are concerned with converting speech among multiple speakers, one naive way of applying VTN would be to prepare and train a model for each speaker pair. However, this can be inefficient since the model for a particular pair of speakers fails to use the training data of the other speakers for its training, even though there must be a common set of latent features that can be shared across different speakers, especially when the languages are the same. To fully use available training data in multiple speakers, the main idea we propose is extending the VTN so that it can learn mappings among multiple speakers. We call this extended version the many-to-many VTN. On the basis of this model, we further propose several ideas to achieve even better performance, including the identity mapping loss and forward attention algorithm. We also show that the pre-layer normalization (Pre-LN) architecture, discussed in previous studies [38], [39], is effective in both the original (pairwise) and many-to-many versions of the VTN.

II. RELATED WORK

Several VC methods based on S2S models have been proposed, including the ones we proposed previously. Although regular S2S models usually require large-scale parallel corpora for training, collecting a sufficient number of parallel utterances is not always feasible. Thus, particularly in VC tasks, one challenge would be how best to train S2S models when only a limited amount of training data is available.

One idea involves using text labels as auxiliary information for model training, assuming they are readily available. For example, Miyoshi et al. proposed combining acoustic models for ASR and TTS with an S2S model [40], where the ASR model is used to convert a source speech feature sequence into a context posterior probability sequence. An S2S model is then used to convert the context posterior probability sequence, and the TTS model is finally used to generate a target speech feature sequence according to the converted context posterior probability sequence. Zhang et al. proposed an S2S model-based VC method guided by an ASR system, which augments

inputs with bottleneck features obtained from a pretrained ASR system [41]. Subsequently, Zhang et al. proposed a shared model for TTS and VC tasks that allows for joint training of the TTS and VC functions [42]. Recently, Biadys et al. proposed an end-to-end VC system called Parrotron, which is designed to train the encoder and decoder along with an ASR model based on a multitask learning strategy [43]. Our VTN [36], [37] is another example, which relies on TTS pretraining using text-speech pair data.

The proposed many-to-many VTN differs from the above methods in that it does not rely on ASR or TTS models and requires no text annotations for model training.

III. VOICE TRANSFORMER NETWORK

A. Feature Extraction and Normalization

First, we define acoustic features to be converted. Given the recent significant advances in high-quality neural vocoders [44]–[54], we find it reasonable to consider converting acoustic features such as the mel-cepstral coefficients (MCCs) [55] and $\log F_0$, since we can expect to obtain high-fidelity signals once acoustic features have successfully been converted. If we can design acoustic features in as compact a form as possible, we can expect to reduce the data size requirement for the model training accordingly. Motivated by the above, we choose to use the MCCs, $\log F_0$, aperiodicity, and voiced/unvoiced indicator of speech as acoustic features, as detailed below.

We first use the WORLD analyzer [56] to extract the spectral envelope, $\log F_0$, coded aperiodicity, and voiced/unvoiced indicator within each time frame of a speech utterance, then compute I MCCs from the extracted spectral envelope, and finally construct an acoustic feature vector by stacking the MCCs, $\log F_0$, coded aperiodicity, and voiced/unvoiced indicator. Thus, each acoustic feature vector consists of $I + 3$ elements. The $\log F_0$ contour is assumed to be filled with smoothly interpolated values in unvoiced segments. At training time, we normalize each element $x_{i,n}$ ($i = 1, \dots, I$) of the MCCs and $\log F_0$ $x_{I+1,n}$ at frame n to $x_{i,n} \leftarrow (x_{i,n} - \mu_i) / \sigma_i$ where i , μ_i , and σ_i denote the feature index, mean, and standard deviation of the i -th feature within all the voiced segments of the training samples of the same speaker.

To accelerate and stabilize training and inference, we found it useful to use a similar trick introduced in previous work [57]. Namely, we divide the acoustic feature sequence obtained above into non-overlapping segments of equal length r and use the stack of the acoustic feature vectors in each segment as a new feature vector so that the new feature sequence becomes r times shorter than the original feature sequence.

B. Model

We hereafter use $\mathbf{X}^{(s)} = [\mathbf{x}_1^{(s)}, \dots, \mathbf{x}_{N_s}^{(s)}] \in \mathbb{R}^{D \times N_s}$ and $\mathbf{X}^{(t)} = [\mathbf{x}_1^{(t)}, \dots, \mathbf{x}_{N_t}^{(t)}] \in \mathbb{R}^{D \times N_t}$ to denote the source and target speech feature sequences of non-aligned parallel utterances, where N_s and N_t denote the lengths of the two sequences and D denotes the feature dimension. The VTN [36], [37] has an encoder-decoder structure with a transformer architecture [32] that maps $\mathbf{X}^{(s)}$ to $\mathbf{X}^{(t)}$ (Fig. 1). The encoder

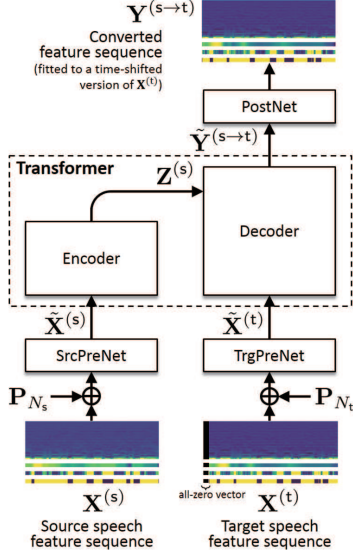


Fig. 1. Overall structure of VTN.

is expected to extract contextual information from source speech, and the decoder produces the target speech feature sequence according to the contextual information the encoder has generated. Unlike RNN-based and CNN-based S2S models, the transformer model does not have any sense of the order of the elements in a sequence. Thus, the sinusoidal position encodings [32], $\mathbf{P}_{N_s} \in \mathbb{R}^{D \times N_s}$, and $\mathbf{P}_{N_t} \in \mathbb{R}^{D \times N_t}$, are first added to the source and target feature sequences to make the model “aware” of the position at which an each element in the sequences is located. The source and target feature sequences are then passed through convolutional prenets, which we call the source and target prenets, before being fed into the encoder and decoder. The output $\tilde{\mathbf{Y}}^{(s \rightarrow t)}$ from the decoder is finally passed through a convolutional postnet before producing the final output $\mathbf{Y}^{(s \rightarrow t)}$. The two prenets and the postnet, each consisting of three convolution layers, are used to capture and express the local dynamics in source and target speech and convert input sequences into sequences of the same lengths. In the following, we use $\tilde{\mathbf{X}}^{(s)} \in \mathbb{R}^{d \times N_s}$ and $\tilde{\mathbf{X}}^{(t)} \in \mathbb{R}^{d \times N_t}$ to denote the outputs from the source and target prenets, respectively, where d is the output channel number of each prenet.

1) Encoder: The encoder takes $\tilde{\mathbf{X}}^{(s)}$ as the input and produces a context vector sequence $\mathbf{Z}^{(s)} = [\mathbf{z}_1^{(s)}, \dots, \mathbf{z}_N^{(s)}] \in \mathbb{R}^{d \times N_s}$. The encoder consists of L identical layers, each of which has self-attention (SA) and position-wise fully connected feed forward network (FFN) sub-layers. Residual connections and layer normalizations are applied in addition to the two sub-layers.

Multi-head self-attention sub-layer: By using $\mathbf{X} \in \mathbb{R}^{d \times N}$ and $\mathbf{Y} \in \mathbb{R}^{d \times N}$ to denote the input and output of an SA sub-layer, the process $\mathbf{Y} = \text{SA}(\mathbf{X})$, by which \mathbf{Y} is produced, is given as

$$[\mathbf{Q}; \mathbf{K}; \mathbf{V}] = \mathbf{W}_1 \mathbf{X} \in \mathbb{R}^{3d \times N}, \quad (1)$$

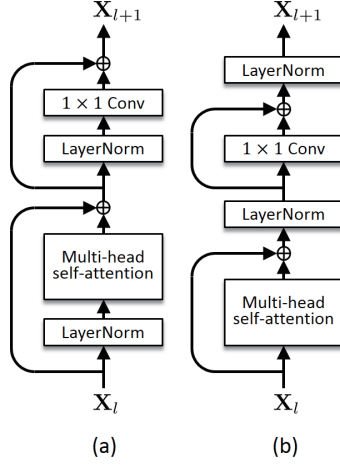


Fig. 2. Encoder layers with (a) Pre-LN and (b) Post-LN architectures.

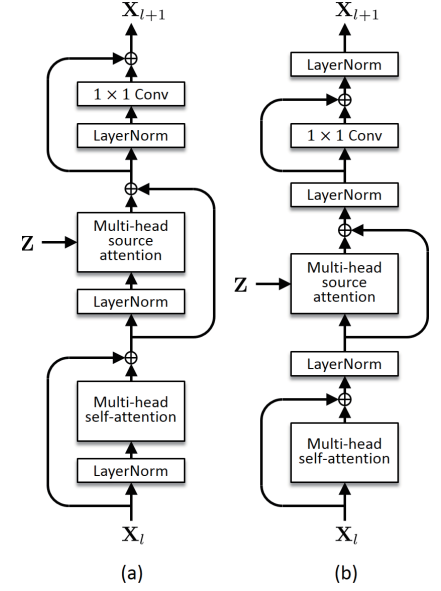


Fig. 3. Decoder layers with (a) Pre-LN and (b) Post-LN architectures.

$$\text{where } \begin{cases} \mathbf{Q} = [\mathbf{Q}_1; \dots; \mathbf{Q}_H] \\ \mathbf{K} = [\mathbf{K}_1; \dots; \mathbf{K}_H] \\ \mathbf{V} = [\mathbf{V}_1; \dots; \mathbf{V}_H] \end{cases}, \quad (2)$$

$$\mathbf{A}_h = \text{softmax}\left(\frac{\mathbf{K}_h^T \mathbf{Q}_h}{\sqrt{d}}\right) \quad (h = 1, \dots, H), \quad (3)$$

$$\mathbf{Y} = \mathbf{W}_2 [\mathbf{V}_1 \mathbf{A}_1; \dots; \mathbf{V}_H \mathbf{A}_H], \quad (4)$$

where $\mathbf{W}_1 \in \mathbb{R}^{3d \times d}$ and $\mathbf{W}_2 \in \mathbb{R}^{d \times d}$ are learnable weight matrices, softmax denotes a softmax operation performed on the first axis, H denotes the number of heads, and $[\cdot]$ denotes vertical concatenation of matrices (or vectors) with compatible sizes. Intuitively, this process can be understood as follows. First, an input vector sequence is converted into three types of vector sequences with the same shape, which can be metaphorically interpreted as the queries and the key-value pairs in a hash table. Each of the three vector sequences is further split into H homogeneous vector sequences with the same shape. By using the query and key pair, Eq. (3) computes a self-attention matrix, whose element measures how contextually similar each pair of vectors is in the given sequence \mathbf{X} . The splitting into H heads allows us to measure self-similarity in terms of H different types of context. The n -th column of $\mathbf{V}_h \mathbf{A}_h$ in Eq. (4) can be seen as a new feature vector given by activating the value vectors at all the positions that are similar to the current position n in terms of context h and adding them together. Eq. (4) finally produces the output sequence \mathbf{Y} after combining all these feature vector sequences using learnable weights.

Position-wise feed forward network sub-layer: By using $\mathbf{X} \in \mathbb{R}^{d \times N}$ and $\mathbf{Y} \in \mathbb{R}^{d \times N}$ again to denote the input and output of an FFN sub-layer, the process $\mathbf{Y} = \text{FFN}(\mathbf{X})$, by which \mathbf{Y} is produced, is given as

$$\mathbf{Y} = \mathbf{W}_4 \phi(\mathbf{W}_3 \mathbf{X} + \mathbf{B}_3) + \mathbf{B}_4, \quad (5)$$

where $\mathbf{W}_3 \in \mathbb{R}^{d' \times d}$, $\mathbf{W}_4 \in \mathbb{R}^{d \times d'}$ are learnable weight matrices, $\mathbf{B}_3 = [\mathbf{b}_3, \dots, \mathbf{b}_3] \in \mathbb{R}^{d' \times N}$ and $\mathbf{B}_4 = [\mathbf{b}_4, \dots, \mathbf{b}_4] \in$

$\mathbb{R}^{d \times N}$ are bias matrices, each consisting of identical learnable column vectors, and ϕ denotes an elementwise nonlinear activation function such as the rectified linear unit (ReLU) and gated linear unit (GLU) functions.

Layer normalization sub-layers: Recent work has shown that the location of the layer normalization in the transformer architecture affects the speed and stability of the training process as well as the performance of the trained model [38], [39]. While the original transformer architecture places layer normalization after the SA and FFN sub-layers, the architectures presented in the subsequent work [38], [39] are designed to place it before them, as depicted in Fig. 2. These architectures are called post-layer normalization (Post-LN) and Pre-LN architectures, respectively. We show later how differently these architectures actually performed in our experiments. Note that when we say we apply layer normalization to an input vector sequence, say $\mathbf{X} = [\mathbf{x}_1, \dots, \mathbf{x}_N]$, we mean applying layer normalization to all the vectors $\mathbf{x}_1, \dots, \mathbf{x}_N$ treated as mini-batch samples.

If we use \mathbf{X}_l and \mathbf{X}_{l+1} to denote the input and output of the l -th encoder layer (with the PreLN architecture), the process $\mathbf{X}_{l+1} = \text{Enc}_l(\mathbf{X}_l)$ of the l -th layer is given by

$$\mathbf{U} = \mathbf{X}_l + \text{SA}(\text{LayerNorm}_1(\mathbf{X}_l)), \quad (6)$$

$$\mathbf{X}_{l+1} = \mathbf{U} + \text{FFN}(\text{LayerNorm}_2(\mathbf{U})), \quad (7)$$

where LayerNorm_1 and LayerNorm_2 denote different LN sub-layers. As described above, each layer has learnable parameters in the SA and FFN sub-layers and the two LN sub-layers. The layer implemented as above is particularly attractive in that it is able to relate all the positions in the entire input sequence using only a single layer. This is in contrast to a regular convolution layer, which is only able to relate local positions near each position.

2) *Decoder:* The decoder takes $\mathbf{Z}^{(s)}$ and $\tilde{\mathbf{X}}^{(t)}$ as the inputs and produces a converted feature sequence $\tilde{\mathbf{Y}}^{(s \rightarrow t)} = [\tilde{\mathbf{y}}_1^{(s \rightarrow t)}, \dots, \tilde{\mathbf{y}}_{N_t}^{(s \rightarrow t)}] \in \mathbb{R}^{d \times N_t}$. Similar to the encoder, the decoder consists of L identical layers, each of which has SA and FFN sub-layers, residual connections, and layer normalization sub-layers. In addition to these sub-layers, each layer has a multi-head target-to-source attention (TSA) sub-layer, as illustrated in Fig. 3, whose role is to find which position in the source feature sequence contextually corresponds to each position in the target feature sequence and convert the context vector sequence according to the predicted corresponding positions.

Multi-head target-to-source attention sub-layer: By using $\mathbf{X} \in \mathbb{R}^{d \times N}$ and $\mathbf{Y} \in \mathbb{R}^{d \times N}$ to denote the output from the previous sub-layer and the output of the current TSA sub-layer, the process $\mathbf{Y} = \text{TSA}(\mathbf{X}, \mathbf{Z})$, by which \mathbf{Y} is produced, is given in the same manner as the SA sub-layer with the only difference being that the key and value pair (\mathbf{K}, \mathbf{V}) is computed using the output \mathbf{Z} from the encoder:

$$\mathbf{Q} = \mathbf{W}_5 \mathbf{X}, \quad (8)$$

$$[\mathbf{K}; \mathbf{V}] = \mathbf{W}_6 \mathbf{Z}, \quad (9)$$

$$\text{where } \begin{cases} \mathbf{Q} = [\mathbf{Q}_1; \dots; \mathbf{Q}_H] \\ \mathbf{K} = [\mathbf{K}_1; \dots; \mathbf{K}_H] \\ \mathbf{V} = [\mathbf{V}_1; \dots; \mathbf{V}_H] \end{cases}, \quad (10)$$

$$\mathbf{A}_h = \text{softmax}\left(\frac{\mathbf{K}_h^\top \mathbf{Q}_h}{\sqrt{d}}\right) \quad (h = 1, \dots, H), \quad (11)$$

$$\mathbf{Y} = \mathbf{W}_7 [\mathbf{V}_1 \mathbf{A}_1; \dots; \mathbf{V}_H \mathbf{A}_H], \quad (12)$$

where $\mathbf{W}_5 \in \mathbb{R}^{d \times d}$, $\mathbf{W}_6 \in \mathbb{R}^{2d \times d}$ and $\mathbf{W}_7 \in \mathbb{R}^{d \times d}$ are learnable weight matrices. Analogously to the SA sub-layer, Eq. (11) is used to compute a TSA matrix using the query and key pair, where the (n, m) -th element indicates the similarity between the n -th and m -th frames of source and target speech. The peak trajectory of \mathbf{A}_h can thus be interpreted as a time warping function that associates the frames of the source speech with those of the target speech. The splitting into H heads allows us to measure the similarity in terms of H different types of context. $\mathbf{V}_h \mathbf{A}_h$ in Eq. (12) can be thought of as a time-warped version of \mathbf{V}_h in terms of context h . Eq. (12) finally produces the output sequence \mathbf{Y} after combining all these time-warped feature sequences using learnable weights.

All the other sub-layers are defined in the same way as the encoder. The overall structures of the decoder layers with the PreLN and PostLN architectures are illustrated in Fig. 3. If we use \mathbf{X}_l and \mathbf{X}_{l+1} to denote the input and output of the l -th decoder layer (with the PreLN architecture), the process $\mathbf{X}_{l+1} = \text{Dec}(\mathbf{X}_l, \mathbf{Z})$ of the l -th layer is given by

$$\mathbf{U}_1 = \mathbf{X}_l + \text{SA}(\text{LayerNorm}_1(\mathbf{X}_l)), \quad (13)$$

$$\mathbf{U}_2 = \mathbf{U}_1 + \text{TSA}(\text{LayerNorm}_2(\mathbf{U}_1), \mathbf{Z}), \quad (14)$$

$$\mathbf{X}_{l+1} = \mathbf{U}_2 + \text{FFN}(\text{LayerNorm}_3(\mathbf{U}_2)). \quad (15)$$

Note that each layer has learnable parameters in the SA, FFN, and TSA sub-layers and the three LN sub-layers.

3) *Autoregressive structure:* Since the target feature sequence $\mathbf{X}^{(t)}$ is of course not accessible at test time, we would want to use a feature vector that the decoder has generated as the input to the decoder for the next time step so that feature vectors can be generated one-by-one in a recursive manner. To allow the model to behave in this manner, we must first take care that the decoder must not be allowed to use future information about the target feature vectors when producing an output vector at each time step. This can be ensured by simply constraining the convolution layers in the target prenet to be causal and replacing Eq. (3) in all the SA sub-layers in the decoder with

$$\mathbf{A}_h = \text{softmax}\left(\frac{\mathbf{K}_h^\top \mathbf{Q}_h}{\sqrt{d}} + \mathbf{E}\right), \quad (16)$$

where \mathbf{E} is a matrix whose (n, n') -th element is given by

$$e_{n, n'} = \begin{cases} 0 & (n \leq n') \\ -\infty & (n > n') \end{cases}, \quad (17)$$

so that the predictions for position n can depend only on the known outputs at positions less than n . Second, the output sequence $\mathbf{Y}^{(s \rightarrow t)}$ must correspond to a time-shifted version of $\mathbf{X}^{(t)}$ so that at each time step the decoder will be able to predict the target speech feature vector that is likely to appear at the next time step. To this end, we include an L_1 loss

$$\mathcal{L}_{\text{main}} = \frac{1}{M} \|\mathbf{Y}^{(s \rightarrow t)}[:, 1:M-1] - \mathbf{X}^{(t)}[:, 2:M]\|_1, \quad (18)$$

in the training loss to be minimized, where we have used the colon operator $:$ to specify the range of indices of the elements in a matrix we wish to extract. For ease of notation,

we use $:$ to represent all elements along an axis. For example, $[\mathbf{X}^{(t)}]_{:,2:M}$ denotes a submatrix consisting of the elements in all the rows and columns 2, 3, \dots , M of $\mathbf{X}^{(t)}$. Third, the first column of $\mathbf{X}^{(t)}$ must correspond to an initial vector with which the recursion is assumed to start. We thus assume that the first column of $\mathbf{X}^{(t)}$ is always set at an all-zero vector.

C. Constraints on Attention Matrix

It would be natural to assume that the time alignment between parallel utterances is usually monotonic and nearly linear. This implies that the diagonal region in the attention matrices obtained at each TSA sub-layer in the decoder should always be dominant. We expect that imposing such restrictions can significantly reduce the training effort since the search space can be greatly reduced. To penalize the attention matrices for not having a diagonally dominant structure, we introduce a diagonal attention loss (DAL) [27]:

$$\mathcal{L}_{\text{dal}} = \frac{1}{NMLH} \sum_l \sum_h \|\mathbf{G}_{N_s \times N_t} \odot \mathbf{A}_{l,h}\|_1, \quad (19)$$

where $\mathbf{A}_{l,h}$ denotes the TSA matrix of the h -th head in the TSA sub-layer in the l -th decoder layer, \odot denotes the elementwise product, and $\mathbf{G}_{N_s \times N_t} \in \mathbb{R}^{N_s \times N_t}$ is a non-negative weight matrix whose (n, m) -th element $w_{n,m}$ is defined as $w_{n,m} = 1 - e^{-(n/N_s - m/N_t)^2 / 2\nu^2}$.

D. Training loss

Given examples of parallel utterances, the total training loss for the VTN to be minimized is given as

$$\mathcal{L} = \mathbb{E}_{\mathbf{X}^{(s)}, \mathbf{X}^{(t)}} \{ \mathcal{L}_{\text{main}} + \lambda_{\text{dal}} \mathcal{L}_{\text{dal}} \}, \quad (20)$$

where $\mathbb{E}_{\mathbf{X}^{(s)}, \mathbf{X}^{(t)}} \{ \cdot \}$ denotes the sample mean over all the training examples and $\lambda_{\text{dal}} \geq 0$ is a regularization parameter, which weighs the importance of \mathcal{L}_{dal} relative to \mathcal{L}_{dec} .

E. Conversion Algorithm

At test time, a source speech feature sequence \mathbf{X} can be converted to the target speaker via the following recursion:

```

 $\mathbf{Z} \leftarrow \mathbf{X}, \mathbf{Y} \leftarrow \mathbf{0}$ 
for  $l = 1$  to  $L$  do
   $\mathbf{Z} \leftarrow \text{Enc}_l(\mathbf{Z})$ 
end for
for  $m = 1$  to  $M$  do
  for  $l = 1$  to  $L$  do
     $\mathbf{Y} \leftarrow \text{Dec}_l(\mathbf{Y}, \mathbf{Z})$ 
  end for
   $\mathbf{Y} \leftarrow [\mathbf{0}, \mathbf{Y}]$ 
end for
return  $\mathbf{Y}$ 

```

Once \mathbf{Y} has been obtained, we adjust the mean and variance of the generated feature sequence so that they match the pretrained mean and variance of the feature vectors of the target speaker. We can then generate a time-domain signal using the WORLD vocoder or any recently developed neural vocoder [44]–[54].

However, as Fig. 4 shows, it transpired that with the model trained from scratch, the attended time point did not always

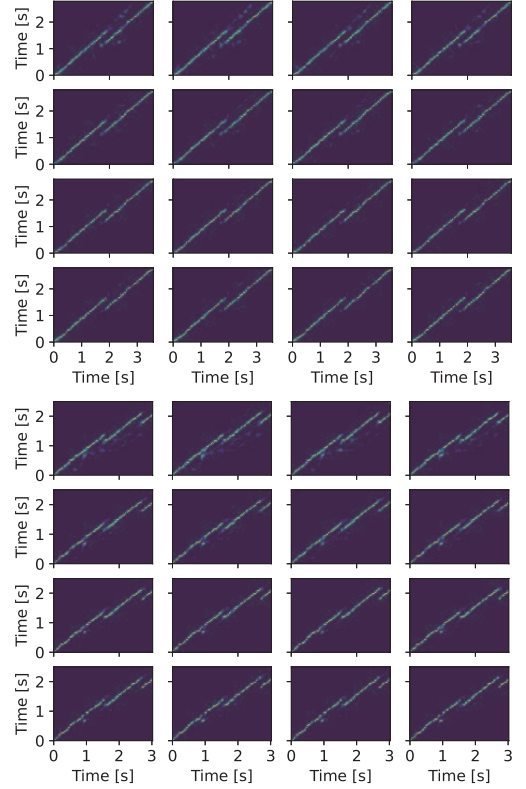


Fig. 4. Two examples of target-to-source attention matrices predicted using pairwise VTN with $L = 4$ and $H = 4$ trained from scratch (without pretraining). Graph of column h and row l shows plot of $\mathbf{A}_{l,h}$.

move forward monotonically and continuously at test time and occasionally made a sudden jump to a distant time point, resulting in some segments being skipped or repeated, even though the DAL was considered in training. In our previous work [36], [37], we proposed to introduce pretraining techniques exploiting auxiliary text labels to improve the behavior and performance of the conversion algorithm, as mentioned earlier. In the next section, we present several ideas that can greatly improve the behavior of the VTN even without pretraining using text labels.

IV. MANY-TO-MANY VTN

A. Many-to-Many Extension

The first and main idea is a many-to-many extension of the VTN, which uses a single model to enable mappings among multiple speakers by allowing the prenets, postnet, encoder, and decoder to take source and target speaker indices as additional inputs. The overall structure of the many-to-many VTN is shown in Fig. 5.

Let $\mathbf{X}^{(1)}, \dots, \mathbf{X}^{(K)}$ be examples of the acoustic feature sequences of different speakers reading the same sentence. Given a single pair of parallel utterances $\mathbf{X}^{(k)}$ and $\mathbf{X}^{(k')}$, where k and k' denote the source and target speaker indices (integers), the source and target prenets take tuples $(\mathbf{X}^{(k)}, k)$ and $(\mathbf{X}^{(k')}, k')$ as the inputs and produce modified feature sequences $\tilde{\mathbf{X}}^{(k)}$ and $\tilde{\mathbf{X}}^{(k')}$, respectively. The encoder takes a tuple $(\tilde{\mathbf{X}}^{(k)}, k)$ as the input and produces a context vector sequence $\mathbf{Z}^{(k)}$. The decoder takes $(\tilde{\mathbf{X}}^{(k')}, \mathbf{Z}^{(k)}, k')$ as the input

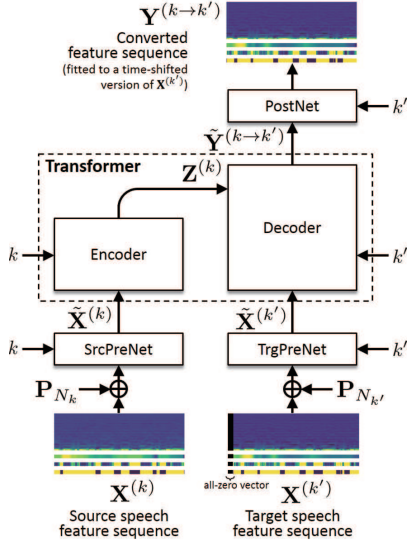


Fig. 5. Structure of many-to-many VTN.

and produces a converted feature sequence $\tilde{\mathbf{Y}}^{(k \rightarrow k')}$. The postnet takes $(\tilde{\mathbf{Y}}^{(k \rightarrow k')}, k')$ as the input and finally produces a modified version $\mathbf{Y}^{(k \rightarrow k')}$ of $\tilde{\mathbf{Y}}^{(k \rightarrow k')}$. Each of the networks incorporates the speaker index into its process by modifying the input sequence, say \mathbf{X} , via

$$\mathbf{S} = \text{repeat}(\text{embed}(k)), \quad (21)$$

$$\mathbf{X} \leftarrow [\mathbf{X}; \mathbf{S}], \quad (22)$$

every time before feeding \mathbf{X} into the SA, FFN, or TSA sub-layers, where embed denotes an operation that retrieves a continuous vector from an integer input and repeat denotes an operation that produces a vector sequence from an input vector by simply repeating it along the time axis.

The loss functions to be minimized given this single training example are given as

$$\mathcal{L}_{\text{main}}^{(k, k')} = \frac{1}{N_{k'}} \|\mathbf{Y}^{(k \rightarrow k')}[:, 1:N_{k'}-1] - \mathbf{X}^{(k')}[:, 2:N_{k'}]\|_1, \quad (23)$$

$$\mathcal{L}_{\text{dal}}^{(k, k')} = \frac{1}{N_k N_{k'} H L} \sum_h \sum_l \|\mathbf{G}_{N_k \times N_{k'}} \odot \mathbf{A}_{l, h}^{(k, k')}\|_1, \quad (24)$$

where $\mathbf{A}_{l, h}^{(k, k')}$ denotes the TSA matrix of the h -th head in the l -th decoder layer.

With the above model, we can also consider the case in which $k = k'$. Minimizing the sum of the above losses under $k = k'$ encourages the model to let the input feature sequence $\mathbf{X}^{(k)}$ remain unchanged when the source and target speakers are the same. We call this loss the identity mapping loss (IML). The total training loss including the IML thus becomes

$$\mathcal{L} = \sum_{k, k' \neq k} \mathbb{E}_{\mathbf{X}^{(k)}, \mathbf{X}^{(k')}} \{\mathcal{L}_{\text{all}}^{(k, k')}\} + \lambda_{\text{iml}} \sum_k \mathbb{E}_{\mathbf{X}^{(k)}} \{\mathcal{L}_{\text{all}}^{(k, k)}\},$$

where $\mathcal{L}_{\text{all}}^{(k, k')} = \mathcal{L}_{\text{main}}^{(k, k')} + \lambda_{\text{dal}} \mathcal{L}_{\text{dal}}^{(k, k')}$, (25)

where $\mathbb{E}_{\mathbf{X}^{(k)}, \mathbf{X}^{(k')}} \{\cdot\}$ and $\mathbb{E}_{\mathbf{X}^{(k)}} \{\cdot\}$ denote the sample means over all the training examples of parallel utterances of speakers k and k' , and $\lambda_{\text{iml}} \geq 0$ is a regularization parameter, which weighs the importance of the IML. The significant effect of the IML is shown later.

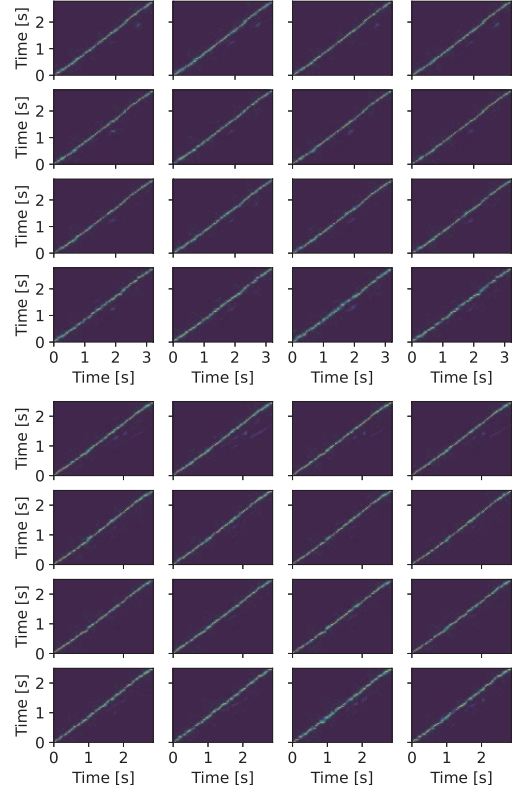


Fig. 6. Two examples of attention matrices predicted using many-to-many VTN with $L = 4$ and $H = 4$ trained from scratch. Graph of column h and row l shows plot of $\mathbf{A}_{l, h}$.

Fig. 6 shows examples of the TSA matrices predicted using the many-to-many VTN from the same test samples used in Fig. 4. As these examples show, the predicted attention matrices obtained with the many-to-many VTN exhibit more monotonic and continuous trajectories than those with the pairwise VTN, demonstrating the impact of the many-to-many extension.

B. Forward Attention Algorithm

We present another idea that can be used alone or combined with the many-to-many extension. To assist the attended point to move forward monotonically and continuously at test time, we propose to modify the algorithm presented in Subsection III-E. Specifically, we limit the paths through which the attended point is allowed to move by forcing the attentions to all the time points distant from the previous attended time point to zeros. We assume the attended time point to be the peak of the attention distribution, given as the mean of all the TSA matrices in the TSA sub-layers in the decoder. This can be implemented by replacing Eq. (11) in the TSA sub-layer in each decoder layer l at the m' -th iteration of the for-loop for $m = 1, \dots, M$ in the conversion process with

$$\hat{\mathbf{A}}_{l, h} = \text{softmax}\left(\frac{\mathbf{K}_h^T \mathbf{Q}_h}{\sqrt{d}} + \mathbf{F}\right) \quad (h = 1, \dots, H), \quad (26)$$

where the (n, m) -th element $f_{n, m}$ of \mathbf{F} is given by

$$f_{n, m} = \begin{cases} -\infty & (m = m', n = 1, \dots, \hat{n} - N_0) \\ -\infty & (m = m', n = \hat{n} + N_1, \dots, N) \\ 0 & (\text{otherwise}) \end{cases}, \quad (27)$$

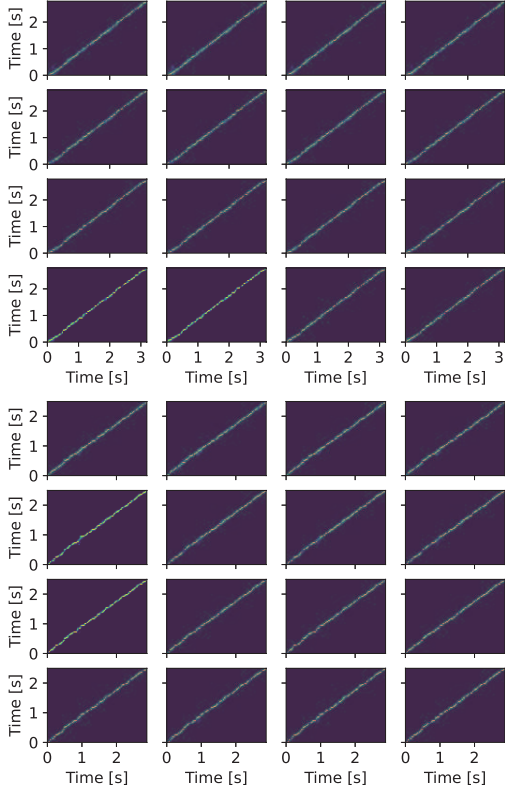


Fig. 7. Two examples of attention matrices predicted using FA algorithm based on pairwise VTN with $L = 4$ and $H = 4$ trained from scratch. Graph of column h and row l shows plot of $\mathbf{A}_{l,h}$.

so that all the elements of the last column of the resulting $\hat{\mathbf{A}}_{l,h}$ become zero except for the elements from row $\max(1, \hat{n} - N_0)$ to row $\min(\hat{n} + N_1, N)$. \mathbf{Z} denotes the final output of the encoder, \mathbf{X} and \mathbf{Y} denote the outputs of the previous and current sub-layers in the l -th decoder layer, and \hat{n} denotes the maximum point of the attention distribution obtained at the $(m' - 1)$ -th iteration:

$$\hat{n} = \begin{cases} 1 & (m' = 1) \\ \operatorname{argmax}_n \frac{1}{LH} \sum_l \sum_h [\hat{\mathbf{A}}_{l,h}]_{:,m'-1} & (m' \neq 1) \end{cases}. \quad (28)$$

Note that we set N_0 and N_1 at the nearest integers that correspond to 160[ms] and 320[ms], respectively. Fig. 7 shows examples of the TSA matrices obtained with this algorithm from the same test samples used in Fig. 4. As these examples show, this algorithm was found to have a certain effect on generating reasonably monotonic and continuous attention trajectories even without any modifications to the model structure of the original VTN.

It should be noted that we can also use the above algorithm as well as the algorithm presented in Subsection III-E for the many-to-many VTN, simply by replacing $\operatorname{Enc}_l(\mathbf{Z})$ and $\operatorname{Dec}_l(\mathbf{Y}, \mathbf{Z})$ with $\operatorname{Enc}_l(\mathbf{Z}, k)$ and $\operatorname{Dec}_l(\mathbf{Y}, \mathbf{Z}, k')$.

C. Any-to-Many VTN

With both the pairwise and many-to-many VTNs, the source speaker must be known and specified at both training and test time. However, in some cases we would need to handle *any*-to-many VC tasks, namely to convert the voice of an arbitrary

speaker or an arbitrary speaking style that is not included in the training dataset. Another important advantage of the many-to-many extension presented above is that it can be modified to handle any-to-many VC tasks by not allowing the source prenet and encoder to take the source speaker index k as inputs at training time. Namely, with this modified version, the output sequence of each layer in these networks is directly passed to the next layer without going through Eqs. (21) and (22). We show later how well this modified version performs on an any-to-many VC task in which the source speaker is unseen in the training dataset.

D. Real-Time System Setting

It is important to be aware of real-time requirements when building VC systems. To let the VTN work in real-time, we need to make two modifications. First, we must not let the source prenet and encoder use future information, as with the target prenet, decoder, and postnet during training. This requirement can easily be implemented by constraining the convolution layers in the source prenet to be causal and replacing Eq. (3) with Eq. (16) for all the sub-layers in the encoder. Second, since the speaking rate and rhythm of input speech cannot be changed drastically at test time, we simply set all the TSA matrices to identity matrices so that the speaking rate and rhythm will be kept unchanged.

V. EXPERIMENTS

A. Experimental Settings

To confirm the effectiveness of the ideas proposed in Section IV, we conducted objective and subjective evaluation experiments involving a speaker identity conversion task. We used the CMU Arctic database [58], which consists of recordings of 1132 phonetically balanced English utterances spoken by four US English speakers. We used all the speakers, clb (female), bdl (male), slt (female), and rms (male), for training and evaluation. Thus, there were a total of twelve different combinations of source and target speakers. The audio files for each speaker were manually divided into 1000 and 132 files, which were provided as training and evaluation sets, respectively. All the speech signals were sampled at 16 kHz. As already detailed in Subsection III-A, for each utterance, the spectral envelope, $\log F_0$, coded aperiodicity, and voiced/unvoiced information were extracted every 8 ms using the WORLD analyzer [56]. 28 MCCs were then extracted from each spectral envelope using the Speech Processing Toolkit (SPTK) [59]. The reduction factor r was set to 3. Hence, the dimension of the acoustic feature was $D = (28 + 3) \times 3 = 93$. Adam optimization [60] was used for model training.

B. Network Architecture Details

Dropouts with rate 0.1 were applied to the input sequences before being fed into the source and target prenets and the postnet only at training time. For the nonlinear activation function ϕ in each FFN sub-layer, we chose to use the GLU function since it yielded slightly better performance than the ReLU function. The two prenets and the postnet were each

designed using three 1D dilated convolution layers with kernel size of 5, each followed by a GLU activation function, where weight normalization [61] was applied to each layer. The channel number d was set at 256 for the pairwise VTN and 512 for the many-to-many counterpart, respectively. The middle channel number d' of each FFN sub-layer was set at 512 for the pairwise version and 1024 for the many-to-many counterpart, respectively.

C. Hyperparameter Settings

λ_{dal} and λ_{iml} were set at 2000 and 1, respectively, and ν was set at 0.3 for both the pairwise and many-to-many VTNs. The L_1 norm $\|\mathbf{X}\|_1$ used in Eqs. (18) and (23) were defined as a weighted norm

$$\|\mathbf{X}\|_1 = \sum_{n=1}^N \frac{1}{r} \sum_{j=1}^r \sum_{i=1}^{31} \gamma_i |x_{ij,n}|,$$

where $x_{1j,n}, \dots, x_{28j,n}, x_{29j,n}, x_{30j,n}$, and $x_{31j,n}$ denote the entries of \mathbf{X} corresponding to the 28 MCCs, $\log F_0$, coded aperiodicity, and voiced/unvoiced indicator at time n , and the weights were set at $\gamma_1 = \dots = \gamma_{28} = \frac{1}{28}$, $\gamma_{29} = \frac{1}{10}$, and $\gamma_{30} = \gamma_{31} = \frac{1}{50}$, respectively.

All the networks were trained simultaneously with random initialization. Adam optimization [60] was used for model training where the mini-batch size was 16 and 30,000 iterations were run. The learning rate and exponential decay rate for the first moment for Adam were set at 1.0×10^{-4} and 0.9 for the many-to-many version with the PreLN architecture and at 5.0×10^{-5} and 0.9 otherwise.

D. Objective Performance Measures

The test dataset consisted of speech samples of each speaker reading the same sentences. Thus, the quality of a converted feature sequence could be assessed by comparing it with the feature sequence of the reference utterance.

1) *Mel-Cepstral Distortion*: Given two mel-cepstra, $\hat{\mathbf{x}} = [\hat{x}_1, \dots, \hat{x}_{28}]^T$ and $\mathbf{x} = [x_1, \dots, x_{28}]^T$, we can use the mel-cepstral distortion (MCD):

$$\text{MCD}[\text{dB}] = \frac{10}{\ln 10} \sqrt{2 \sum_{i=2}^{28} (\hat{x}_i - x_i)^2}, \quad (29)$$

to measure their difference. We used the average of the MCDs taken along the DTW path between converted and reference feature sequences as the objective performance measure for each test utterance. Note that a smaller MCD indicates better performance.

2) *Log F_0 Correlation Coefficient*: To evaluate the $\log F_0$ contour of converted speech, we used the correlation coefficient between the predicted and target $\log F_0$ contours [62] as the objective performance measure. Since the converted and reference utterances were not necessarily aligned in time, we computed the correlation coefficient after properly aligning them. We used the MCC sequences $\hat{\mathbf{X}}_{1:28,1:N}$, $\mathbf{X}_{1:28,1:M}$ of converted and reference utterances to find phoneme-based alignment, assuming that the predicted and reference MCCs

at the corresponding frames were sufficiently close. Given the $\log F_0$ contours $\hat{\mathbf{X}}_{29,1:N}$, $\mathbf{X}_{29,1:M}$ and the voiced/unvoiced indicator sequences $\hat{\mathbf{X}}_{31,1:N}$, $\mathbf{X}_{31,1:M}$ of converted and reference utterances, we first warp the time axis of $\hat{\mathbf{X}}_{29,1:N}$ and $\hat{\mathbf{X}}_{31,1:N}$ according to the DTW path between the MCC sequences $\hat{\mathbf{X}}_{1:28,1:N}$, $\mathbf{X}_{1:28,1:M}$ of the two utterances and obtain their time-warped versions, $\tilde{\mathbf{X}}_{29,1:M}$, $\tilde{\mathbf{X}}_{31,1:M}$. We then extract the elements of $\tilde{\mathbf{X}}_{29,1:M}$ and $\mathbf{X}_{29,1:M}$ at all the time points corresponding to the voiced segments such that $\{m | \tilde{\mathbf{X}}_{31,m} = \mathbf{X}_{31,m} = 1\}$. If we use $\tilde{\mathbf{y}} = [\tilde{y}_1, \dots, \tilde{y}_{M'}]$ and $\mathbf{y} = [y_1, \dots, y_{M'}]$ to denote the vectors consisting of the elements extracted from $\tilde{\mathbf{X}}_{29,1:M}$ and $\mathbf{X}_{29,1:M}$, we can use the correlation coefficient between $\tilde{\mathbf{y}}$ and \mathbf{y}

$$R = \frac{\sum_{m'=1}^{M'} (\tilde{y}_{m'} - \tilde{\varphi})(y_{m'} - \varphi)}{\sqrt{\sum_{m'=1}^{M'} (\tilde{y}_{m'} - \tilde{\varphi})^2} \sqrt{\sum_{m'=1}^{M'} (y_{m'} - \varphi)^2}}, \quad (30)$$

where $\tilde{\varphi} = \frac{1}{M'} \sum_{m'=1}^{M'} \tilde{y}_{m'}$ and $\varphi = \frac{1}{M'} \sum_{m'=1}^{M'} y_{m'}$, to measure the similarity between the two $\log F_0$ contours. In the experiment, we used the average of the correlation coefficients taken over all the test utterances as the objective performance measure for $\log F_0$ prediction. Thus, the closer it is to 1, the better the performance. We call this measure the $\log F_0$ correlation coefficient (LFC).

3) *Local Duration Ratio*: To evaluate the speaking rate and rhythm of converted speech, we used the local slopes of the DTW path between converted and reference utterances to determine the objective performance measure. If the speaking rate and rhythm of the two utterances are the same, all the local slopes should be 1. Hence, the better the conversion, the closer the local slopes become to 1. To compute the local slopes, we undertook the following process. Given the MCC sequences $\hat{\mathbf{X}}_{1:28,1:N}$, $\mathbf{X}_{1:28,1:M}$ of converted and reference utterances, we first carried out DTW on $\hat{\mathbf{X}}_{1:28,1:N}$ and $\mathbf{X}_{1:28,1:M}$. We use $(p_1, q_1), \dots, (p_j, q_j), \dots, (p_J, q_J)$ to denote the obtained DTW path where $(p_1, q_1) = (1, 1)$ and $(p_J, q_J) = (M, N)$. We then computed the slope of the regression line fitted to the 33 local consecutive points for each j :

$$s_j = \frac{\sum_{j'=j-16}^{j+16} (p_{j'} - \bar{p}_j)(q_{j'} - \bar{q}_j)}{\sum_{j'=j-16}^{j+16} (p_{j'} - \bar{p}_j)^2}, \quad (31)$$

where $\bar{p}_j = \frac{1}{33} \sum_{j'=j-16}^{j+16} p_{j'}$ and $\bar{q}_j = \frac{1}{33} \sum_{j'=j-16}^{j+16} q_{j'}$, and finally computed the median of s_1, \dots, s_J . We call this measure the local duration ratio (LDR). The greater this ratio, the longer the duration of the converted utterance is relative to the reference utterance. In the following, we use the mean absolute difference between the LDRs and 1 (in percentage) as the overall measure for the LDRs. Thus, the closer it is to zero, the better the performance. For example, if the converted speech is 2 times faster than the reference speech, the LDR will be 0.5 everywhere, so its mean absolute difference from 1 will be 50%.

E. Baseline Methods

1) *sprocket*: We chose the open-source VC method called sprocket [63] for comparison in our experiments. To run this

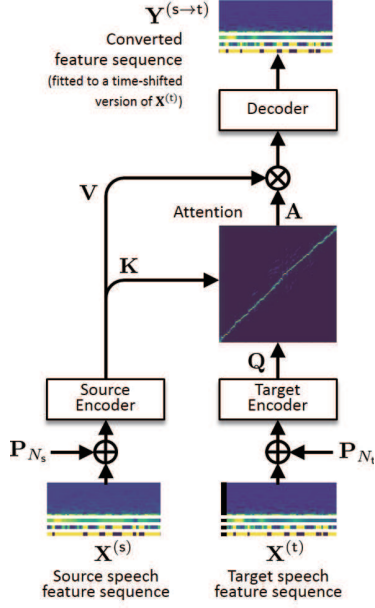


Fig. 8. Overall ConvS2S architecture

method, we used the source code provided by the author [64]. Note that this method was used as a baseline in the Voice Conversion Challenge (VCC) 2018 [65].

2) *RNN-S2S-VC and ConvS2S-VC*: To compare different types of network architectures, we also tested the RNN-based S2S model [33], inspired by the architecture introduced in an S2S model-based TTS system called Tacotron [23], and the CNN-based model we presented previously [34], [35]. We refer to these models as RNN-S2S-VC and ConvS2S-VC, respectively.

RNN-S2S-VC: Although the original Tacotron used mel-spectra as the acoustic features, the baseline method was designed to use the same acoustic features as our method. The architecture was specifically designed as follows. The encoder consisted of a bottleneck fully connected prenet followed by a stack of 1×1 1D GLU convolutions and a bi-directional long short-term memory (LSTM) layer. The decoder was an autoregressive content-based attention network consisting of a bottleneck fully connected prenet followed by a stateful LSTM layer producing the attention query, which was then passed to a stack of 2 uni-directional residual LSTM layers, followed by a linear projection to generate the features.

ConvS2S-VC: Fig. 8 shows the overall architecture of the ConvS2S model we implemented for this experiment. The model consisted of source/target encoders and a decoder, each of which had eight 1D GLU dilated convolution layers with kernel size of 5. We used single-step single-head scaled dot-product attention to compute attention distributions from the outputs of the source/target encoders. The convolutions in the target encoder and decoder were constrained to be causal, as with the target prenet and postnet in the pairwise and many-to-many VTNs. A residual connection and weight normalization were applied to each layer in the three networks.

We designed and implemented many-to-many extensions of the RNN-based and CNN-based models to compare them with the many-to-many VTN.

TABLE I
PERFORMANCE OF PAIRWISE AND MANY-TO-MANY VTN WITH POSTLN AND PRELN ARCHITECTURES WITH DEFAULT AND FA ALGORITHMS UNDER DIFFERENT L AND H SETTINGS

Versions	FA	Settings		Measures		
		L	H	MCD(dB)	LFC	LDR(%)
pairwise	-	4	1	7.09	0.710	4.97
			2	7.49	0.648	5.91
			4	7.46	0.631	7.83
		6	1	7.12	0.705	5.75
			2	7.28	0.651	4.98
			4	7.31	0.630	6.36
	✓	4	1	6.82	0.714	3.77
			2	7.12	0.697	4.17
			4	7.38	0.662	6.62
		6	1	6.96	0.734	5.45
			2	7.13	0.696	4.53
			4	7.32	0.666	5.76
pairwise	-	4	1	6.93	0.702	3.97
			2	6.89	0.721	4.81
			4	7.26	0.684	6.56
		6	1	6.82	0.678	4.48
			2	6.98	0.665	4.69
			4	7.23	0.639	5.45
	✓	4	1	6.72	0.702	4.07
			2	6.71	0.725	4.50
			4	7.02	0.712	4.03
		6	1	6.63	0.719	3.65
			2	6.69	0.718	4.09
			4	6.82	0.748	4.39
many-to-many	-	4	1	6.55	0.730	3.64
			2	6.37	0.747	3.73
			4	6.47	0.751	3.99
		6	1	6.34	0.727	4.21
			2	6.39	0.723	4.22
			4	6.54	0.735	5.01
	✓	4	1	6.54	0.729	3.75
			2	6.35	0.753	3.53
			4	6.35	0.761	3.90
		6	1	6.32	0.722	4.17
			2	6.38	0.736	4.04
			4	6.40	0.754	3.81
many-to-many	-	4	1	6.41	0.765	4.07
			2	6.39	0.757	4.16
			4	6.28	0.759	4.16
		6	1	6.40	0.732	3.06
			2	6.39	0.760	3.40
			4	6.39	0.734	4.45
	✓	4	1	6.44	0.775	3.59
			2	6.34	0.758	3.83
			4	6.28	0.792	2.51
		6	1	6.40	0.752	3.05
			2	6.34	0.763	3.63
			4	6.33	0.761	3.35

F. Objective Evaluations

1) *Ablation Studies*: We conducted ablation studies to confirm the effectiveness of the many-to-many VTN, IML, and FA algorithm, and compared the performances obtained with the PostLN and PreLN architectures. It should be noted that the models trained without the DAL were unsuccessful in producing recognizable speech, possibly due to the limited amount of training data. For this reason, we omit the results obtained when $\lambda_{dal} = 0$.

Tab. I lists the average MCDs, LFCs, and LDRs over the test samples obtained with the pairwise and many-to-many VTNs with the PostLN and PreLN architectures with the default and FA algorithms under different L and H settings. The number in bold face indicates the best performance among

TABLE II
PERFORMANCE OF MANY-TO-MANY VTN TRAINED WITH AND WITHOUT
IML UNDER DIFFERENT L AND H SETTINGS

Versions		Settings			Measures		
		IML	L	H	MCD _(dB)	LFC	LDR _(%)
many-to-many	PostLN	-	4	1	6.61	0.683	4.36
				2	6.96	0.659	5.73
				4	6.94	0.644	4.12
			6	1	7.13	0.652	3.69
				2	7.02	0.654	4.45
				4	7.72	0.576	5.17
		✓	4	1	6.54	0.729	3.75
				2	6.35	0.753	3.53
				4	6.35	0.761	3.90
			6	1	6.32	0.722	4.17
				2	6.38	0.736	4.04
				4	6.40	0.754	3.81
	PreLN	-	4	1	6.51	0.706	3.37
				2	6.53	0.698	3.51
				4	6.57	0.650	4.12
			6	1	6.58	0.716	3.43
				2	6.53	0.702	3.78
				4	6.62	0.661	3.87
		✓	4	1	6.44	0.775	3.59
				2	6.34	0.758	3.83
				4	6.28	0.792	2.51
			6	1	6.40	0.752	3.05
				2	6.34	0.763	3.63
				4	6.33	0.761	3.35

all the L and H settings. We observed that the effect of the many-to-many VTN was noticeable. Comparisons between the default and FA algorithms revealed that while the FA algorithm showed a certain effect in improving the pairwise version in terms of all the measures, it was found to be only slightly effective for the many-to-many version. This may imply that the prediction of attentions by the many-to-many version was already so successful that no correction by the FA algorithm was necessary. As for the PostLN and PreLN architectures, the latter performed consistently better than the former, especially for the pairwise version.

Tab. II shows the average MCDs, LFCs and LDRs over the test samples obtained with the many-to-many VTN trained with and without the IML. As these results indicate, the IML had a significant effect on performance improvements in terms of the MCD and LFC measures.

2) *Comparisons with Baseline Methods*: Tabs. III, IV, and V show the MCDs, LFCs and LDRs obtained with the proposed and baseline methods. It should be noted that sprocket was designed to only adjust the mean and variance of the log F_0 contour of input speech and keep the rhythm unchanged. Hence, the performance gains over sprocket in terms of the LFC and LDR measures show how well the competing methods are able to predict the F_0 contours and rhythms of target speech. As the results indicate, all the S2S models performed better than sprocket in terms of the LFC and LDR measures, thus demonstrating the ability to properly convert the prosodic features in speech. They also performed better than or comparably to sprocket in terms of the MCD measure. It is worth noting that the many-to-many extension was found to be significantly effective for all the architecture types of the S2S models. It is interesting to compare the performance of the many-to-many versions of

RNN-S2S-VC, ConvS2S-VC and VTN. The many-to-many version of ConvS2S-VC performed best in terms of the MCD and LFC measures whereas the many-to-many VTN performed best in terms of the LDR measure. This may indicate that the strengths of S2S models can vary depending on the type of architecture.

As mentioned earlier, one important advantage of the transformer architecture over its RNN counterpart is that it can be trained efficiently thanks to its parallelizable structure. In fact, while it took about 30 hours and 50 hours to train the pairwise and many-to-many versions of the RNN-S2S-VC model, it only took about 3 hours and 5 hours to train these two versions of the VTN under the current experimental settings. We implemented all the methods in PyTorch and used a single Tesla V100 GPU with a 32.0GB memory for training each model.

3) *Performance of Any-to-Many VTN*: We evaluated the performance of the any-to-many VTN described in Subsection IV-C under an open-set condition where the speaker of the test utterances is unseen in the training data. We used the utterances of speaker lnh (female) as the test input speech. The results are listed in Tab. VI (a). For comparison, Tab. VI (b) lists the results of sprocket performed on the same speaker pairs under a speaker-dependent closed-set condition. As these results indicate, the any-to-many VTN still performed better than sprocket, even though sprocket had an advantage in both the training and test conditions.

4) *Performance with Real-Time System Setting*: We evaluated the MCDs and LFCs obtained with the many-to-many VTN with the real-time system setting described in Subsection IV-D. The results are shown in Tab. VII. It is worth noting that it performed only slightly worse than with the default setting despite the restrictions related to the real-time system setting and performed still better than sprocket in terms of the MCD and LFC measures.

G. Subjective Listening Tests

We conducted mean opinion score (MOS) tests to compare the sound quality and speaker similarity of the converted speech samples obtained with the proposed and baseline methods.

With the sound quality test, we included the speech samples synthesized in the same manner as the proposed and baseline methods (namely, the WORLD synthesizer) using the acoustic features directly extracted from real speech samples. Hence, the scores of these samples were expected to show the upper limit of performance. We also included speech samples produced using the pairwise and many-to-many versions of RNN-S2S-VC, ConvS2S-VC, and VTN and sprocket in the stimuli. Speech samples were presented in random order to eliminate bias as regards the order of the stimuli. Ten listeners participated in our listening tests. Each listener was asked to evaluate the naturalness by selecting 5: Excellent, 4: Good, 3: Fair, 2: Poor, or 1: Bad for each utterance. The results are shown in Fig. 9. The pairwise VTN performed better than sprocket and the pairwise versions of the other S2S models. We also confirmed that the many-to-many extension had a significant

TABLE III
MCDs (DB) OBTAINED WITH BASELINE AND PROPOSED METHODS

Speakers		sprocket	RNN-S2S		ConvS2S		VTN	
source	target		pairwise	many-to-many	pairwise	many-to-many	pairwise	many-to-many
clb	bdl	6.98	6.87	6.94	7.30	6.42	6.76	6.77
	slt	6.34	6.22	6.26	6.46	5.82	6.23	6.04
	rms	6.84	6.45	6.23	6.55	6.00	6.59	6.20
bdl	clb	6.44	6.21	6.02	6.22	5.51	6.22	5.96
	slt	6.46	6.68	6.38	6.71	6.09	6.28	6.39
	rms	7.24	6.69	6.35	6.88	6.07	7.12	6.47
slt	clb	6.21	6.13	6.03	6.12	5.49	6.03	5.76
	bdl	6.80	7.08	7.09	7.27	6.72	7.07	6.88
	rms	6.87	6.64	6.38	6.81	5.98	7.06	6.40
rms	clb	6.43	6.26	6.23	6.57	5.58	6.18	5.89
	bdl	7.40	7.11	7.22	7.64	6.63	7.57	6.79
	slt	6.76	6.53	6.41	6.79	6.11	7.18	6.27
All pairs		6.73	6.57	6.46	6.71	6.02	6.63	6.28

TABLE IV
LFCs OBTAINED WITH BASELINE AND PROPOSED METHODS

Speakers		sprocket	RNN-S2S		ConvS2S		VTN	
source	target		pairwise	many-to-many	pairwise	many-to-many	pairwise	many-to-many
clb	bdl	0.643	0.851	0.875	0.764	0.862	0.765	0.843
	slt	0.790	0.765	0.815	0.881	0.850	0.782	0.793
	rms	0.556	0.784	0.787	0.765	0.798	0.727	0.714
bdl	clb	0.642	0.748	0.840	0.811	0.851	0.690	0.797
	slt	0.632	0.738	0.797	0.765	0.817	0.711	0.669
	rms	0.467	0.719	0.715	0.666	0.739	0.668	0.793
slt	clb	0.820	0.847	0.776	0.784	0.837	0.735	0.724
	bdl	0.663	0.812	0.834	0.810	0.831	0.800	0.813
	rms	0.611	0.753	0.773	0.688	0.745	0.612	0.726
rms	clb	0.632	0.753	0.818	0.691	0.827	0.761	0.713
	bdl	0.648	0.817	0.854	0.822	0.813	0.796	0.851
	slt	0.674	0.783	0.785	0.780	0.760	0.499	0.672
All pairs		0.653	0.798	0.808	0.766	0.823	0.719	0.792

TABLE V
LDR DEVIATIONS (%) OBTAINED WITH BASELINE AND PROPOSED METHODS

Speakers		sprocket	RNN-S2S		ConvS2S		VTN	
source	target		pairwise	many-to-many	pairwise	many-to-many	pairwise	many-to-many
clb	bdl	17.66	0.52	1.30	6.71	3.12	2.42	2.84
	slt	9.74	2.95	1.24	4.49	3.11	1.12	2.12
	rms	3.24	2.27	4.92	4.84	3.37	4.61	3.60
bdl	clb	16.65	3.52	4.94	4.17	3.98	3.93	3.61
	slt	4.58	7.76	7.18	2.17	5.10	7.55	2.39
	rms	15.20	2.65	3.72	2.65	4.03	1.86	2.27
slt	clb	9.25	2.63	3.49	5.45	4.10	1.73	0.60
	bdl	5.52	4.61	0.01	4.58	4.04	6.57	3.19
	rms	11.46	3.36	3.92	5.89	6.30	10.42	1.53
rms	clb	2.84	2.80	5.40	3.79	3.87	2.75	1.94
	bdl	17.76	4.53	3.19	5.54	3.08	2.65	2.44
	slt	11.95	6.84	4.15	4.11	6.23	4.78	4.78
All pairs		10.60	3.62	3.56	4.50	3.98	3.65	2.51

effect in improving the audio quality of all the S2S models. It is worth noting that the many-to-many VTN performed better than all the competing methods including the many-to-many version of ConvS2S-VC, even though the many-to-many version of ConvS2S-VC was found to outperform the many-to-many VTN in terms of the MCD and LFC measures through the objective evaluation experiments, as reported earlier.

With the speaker similarity test, each listener was given a converted speech sample and a real speech sample of the corresponding target speaker and was asked to evaluate how likely they are to be produced by the same speaker by

selecting 5: Definitely, 4: Likely, 3: Fair, 2: Not very likely, or 1: Unlikely. We used converted speech samples generated by the pairwise and many-to-many versions of RNN-S2S-VC and ConvS2S-VC, and sprocket for comparison as with the sound quality test. Each listener was presented 5×10 pairs of utterances. The results are shown in Fig. 10. The many-to-many versions of ConvS2S-VC and VTN performed comparably and slightly better than all other methods.

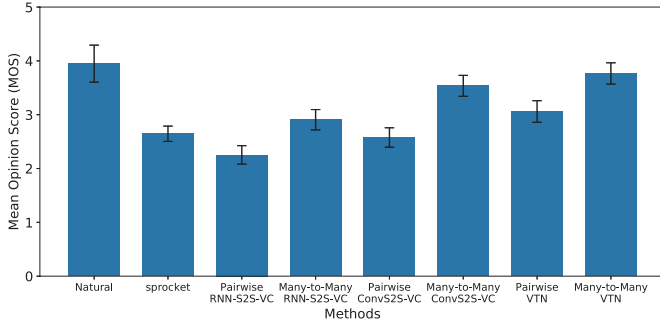


Fig. 9. Results of MOS test for sound quality

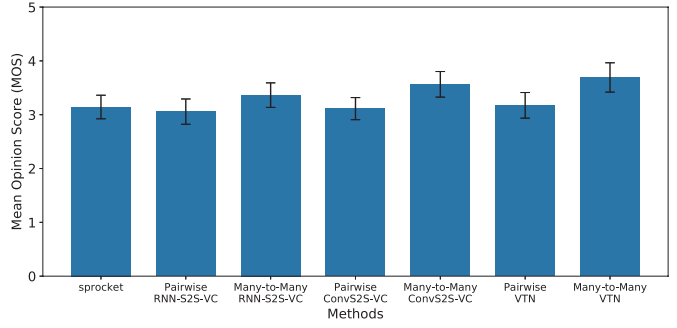


Fig. 10. Results of MOS test for speaker similarity

TABLE VI

PERFORMANCE OF MANY-TO-MANY VTN WITH ANY-TO-MANY SETTING UNDER OPEN-SET CONDITION AND SPROCKET UNDER CLOSED-SET CONDITION TESTED ON SAME SAMPLES

(a) any-to-many VTN				
Speaker pair		Measures		
source	target	MCD(dB)	LFC	LDR(%)
Inh	clb	6.49	0.690	2.18
	bdl	7.24	0.636	4.44
	slt	6.59	0.693	4.40
	rms	6.87	0.466	8.65
All pairs		6.71	0.630	4.41

(b) sprocket				
Speaker pair		Measures		
source	target	MCD(dB)	LFC	LDR(%)
Inh	clb	6.76	0.716	6.61
	bdl	8.26	0.523	13.38
	slt	6.62	0.771	5.72
	rms	7.22	0.480	4.87
All pairs		7.21	0.579	7.61

TABLE VII

PERFORMANCE OF MANY-TO-MANY VTN WITH REAL-TIME SYSTEM SETTING.

Speaker pair		Measures	
source	target	MCD(dB)	LFC
clb	bdl	7.27	0.735
	slt	6.13	0.791
	rms	6.75	0.693
bdl	clb	6.36	0.685
	slt	6.61	0.715
	rms	6.61	0.660
slt	clb	6.12	0.743
	bdl	7.10	0.673
	rms	6.55	0.609
rms	clb	6.06	0.737
	bdl	7.22	0.612
	slt	6.60	0.730
All pairs		6.58	0.703

VI. CONCLUSIONS

We proposed an extension of VTN, which provides the flexibility of handling many-to-many, any-to-many, and real-time VC tasks without relying on ASR models and text annotations. Through ablation studies, we confirmed the effectiveness of each of the proposed ideas. Objective and subjective evaluation experiments on a speaker identity conversion task showed that the proposed method could perform better than baseline methods.

ACKNOWLEDGMENTS

This work was supported by JSPS KAKENHI 17H01763 and JST CREST Grant Number JPMJCR19A3, Japan.

REFERENCES

- [1] A. Kain and M. W. Macon, "Spectral voice conversion for text-to-speech synthesis," in *Proc. ICASSP*, 1998, pp. 285–288.
- [2] A. B. Kain, J.-P. Hosom, X. Niu, J. P. van Santen, M. Fried-Oken, and J. Staehely, "Improving the intelligibility of dysarthric speech," *Speech Commun.*, vol. 49, no. 9, pp. 743–759, 2007.
- [3] K. Nakamura, T. Toda, H. Saruwatari, and K. Shikano, "Speaking-aid systems using GMM-based voice conversion for electrolaryngeal speech," *Speech Commun.*, vol. 54, no. 1, pp. 134–146, 2012.
- [4] Z. Inanoglu and S. Young, "Data-driven emotion conversion in spoken English," *Speech Commun.*, vol. 51, no. 3, pp. 268–283, 2009.
- [5] O. Türk and M. Schröder, "Evaluation of expressive speech synthesis with voice conversion and copy resynthesis techniques," *IEEE Trans. ASLP*, vol. 18, no. 5, pp. 965–973, 2010.
- [6] T. Toda, M. Nakagiri, and K. Shikano, "Statistical voice conversion techniques for body-conducted unvoiced speech enhancement," *IEEE Trans. ASLP*, vol. 20, no. 9, pp. 2505–2517, 2012.
- [7] D. Felps, H. Bortfeld, and R. Gutierrez-Osuna, "Foreign accent conversion in computer assisted pronunciation training," *Speech Communication*, vol. 51, no. 10, pp. 920–932, 2009.
- [8] Y. Stylianou, O. Cappé, and E. Moulines, "Continuous probabilistic transform for voice conversion," *IEEE Trans. SAP*, vol. 6, no. 2, pp. 131–142, 1998.
- [9] T. Toda, A. W. Black, and K. Tokuda, "Voice conversion based on maximum-likelihood estimation of spectral parameter trajectory," *IEEE Trans. ASLP*, vol. 15, no. 8, pp. 2222–2235, 2007.
- [10] E. Helander, T. Virtanen, J. Nurminen, and M. Gabbouj, "Voice conversion using partial least squares regression," *IEEE Trans. ASLP*, vol. 18, no. 5, pp. 912–921, 2010.
- [11] S. Desai, A. W. Black, B. Yegnanarayana, and K. Prahallad, "Spectral mapping using artificial neural networks for voice conversion," *IEEE Trans. ASLP*, vol. 18, no. 5, pp. 954–964, 2010.
- [12] S. H. Mohammadi and A. Kain, "Voice conversion using deep neural networks with speaker-independent pre-training," in *Proc. SLT*, 2014, pp. 19–23.
- [13] Y. Saito, S. Takamichi, and H. Saruwatari, "Voice conversion using input-to-output highway networks," *IEICE Trans. Inf. Syst.*, vol. E100-D, no. 8, pp. 1925–1928, 2017.
- [14] L. Sun, S. Kang, K. Li, and H. Meng, "Voice conversion using deep bidirectional long short-term memory based recurrent neural networks," in *Proc. ICASSP*, 2015, pp. 4869–4873.
- [15] T. Kaneko, H. Kameoka, K. Hiramatsu, and K. Kashino, "Sequence-to-sequence voice conversion with similarity metric learned using generative adversarial networks," in *Proc. Interspeech*, 2017, pp. 1283–1287.
- [16] C.-C. Hsu, H.-T. Hwang, Y.-C. Wu, Y. Tsao, and H.-M. Wang, "Voice conversion from non-parallel corpora using variational auto-encoder," in *Proc. APSIPA*, 2016.
- [17] —, "Voice conversion from unaligned corpora using variational autoencoding Wasserstein generative adversarial networks," in *Proc. Interspeech*, 2017, pp. 3364–3368.
- [18] H. Kameoka, T. Kaneko, K. Tanaka, and N. Hojo, "ACVAE-VC: Non-parallel voice conversion with auxiliary classifier variational auto-encoder," *IEEE Trans. ASLP*, vol. 27, no. 9, pp. 1432–1443, 2019.

- [19] T. Kaneko and H. Kameoka, "Non-parallel voice conversion using cycle-consistent adversarial networks," in *Proc. EUSIPCO*, 2018, pp. 2114–2118.
- [20] H. Kameoka, T. Kaneko, K. Tanaka, and N. Hojo, "StarGAN-VC: Non-parallel many-to-many voice conversion using star generative adversarial networks," in *Proc. SLT*, 2018, pp. 266–273.
- [21] I. Sutskever, O. Vinyals, and Q. V. Le, "Sequence to sequence learning with neural networks," in *Adv. NIPS*, 2014, pp. 3104–3112.
- [22] J. Chorowski, D. Bahdanau, D. Serdyuk, K. Cho, and Y. Bengio, "Attention-based models for speech recognition," in *Adv. NIPS*, 2015, pp. 577–585.
- [23] Y. Wang, R. Skerry-Ryan, D. Stanton, Y. Wu, R. J. Weiss, N. Jaitly, Z. Yang, Y. Xiao, Z. Chen, S. Bengio, Q. Le, Y. Agiomyriannakis, R. Clark, and R. A. Saurous, "Tacotron: Towards end-to-end speech synthesis," in *Proc. Interspeech*, 2017, pp. 4006–4010.
- [24] S. O. Arık, M. Chrzanowski, A. Coates, G. Diamos, A. Gibiansky, Y. Kang, X. Li, J. Miller, A. Ng, J. Raiman, S. Sengupta, and M. Shoenybi, "Deep voice: Real-time neural text-to-speech," in *Proc. ICML*, 2017.
- [25] S. O. Arık, G. Diamos, A. Gibiansky, J. Miller, K. Peng, W. Ping, J. Raiman, and Y. Zhou, "Deep voice 2: Multi-speaker neural text-to-speech," in *Proc. NIPS*, 2017.
- [26] J. Sotelo, S. Mehri, K. Kumar, J. F. Santos, K. Kastner, A. Courville, and Y. Bengio, "Char2Wav: End-to-end speech synthesis," in *Proc. ICLR*, 2017.
- [27] H. Tachibana, K. Uenoyama, and S. Aihara, "Efficiently trainable text-to-speech system based on deep convolutional networks with guided attention," in *Proc. ICASSP*, 2018, pp. 4784–4788.
- [28] W. Ping, K. Peng, A. Gibiansky, S. O. Arık, A. Kannan, S. Narang, J. Raiman, and J. Miller, "Deep Voice 3: Scaling text-to-speech with convolutional sequence learning," in *Proc. ICLR*, 2018.
- [29] J. Shen, R. Pang, R. J. Weiss, M. Schuster, N. Jaitly, Z. Yang, Z. Chen, Y. Zhang, Y. Wang, R. Skerry-Ryan, R. A. Saurous, Y. Agiomyriannakis, and Y. Wu, "Natural tts synthesis by conditioning WaveNet on mel spectrogram predictions," in *Proc. ICASSP*, 2018, pp. 4779–4783.
- [30] M.-T. Luong, H. Pham, and C. D. Manning, "Effective approaches to attention-based neural machine translation," in *Proc. EMNLP*, 2015.
- [31] J. Gehring, M. Auli, D. Grangier, D. Yarats, and Y. N. Dauphin, "Convolutional sequence to sequence learning," *arXiv:1705.03122 [cs.CL]*, May 2017.
- [32] A. Vaswani, N. Shazeer, N. Parmar, J. Uszkoreit, L. Jones, A. N. Gomez, L. Kaiser, and I. Polosukhin, "Attention is all you need," in *Adv. NIPS*, 2017.
- [33] K. Tanaka, H. Kameoka, T. Kaneko, and N. Hojo, "AttS2S-VC: Sequence-to-sequence voice conversion with attention and context preservation mechanisms," in *Proc. ICASSP*, 2019, pp. 6805–6809.
- [34] H. Kameoka, K. Tanaka, T. Kaneko, and N. Hojo, "ConvS2S-VC: Fully convolutional sequence-to-sequence voice conversion," *arXiv:1811.01609 [cs.SD]*, Nov. 2018.
- [35] —, "ConvS2S-VC: Fully convolutional sequence-to-sequence voice conversion," *IEEE Trans. ASLP*, submitted.
- [36] W.-C. Huang, T. Hayashi, Y.-C. Wu, H. Kameoka, and T. Toda, "Voice transformer network: Sequence-to-sequence voice conversion using transformer with text-to-speech pretraining," *arXiv:1912.06813 [eess.AS]*, Dec. 2019.
- [37] —, "Voice transformer network: Sequence-to-sequence voice conversion using transformer with text-to-speech pretraining," in *Proc. Interspeech*, submitted.
- [38] Q. Wang, B. Li, T. Xiao, J. Zhu, C. Li, D. F. Wong, and L. S. Chao, "Learning deep transformer models for machine translation," *arXiv:1906.01787 [cs.CL]*, Jun. 2019.
- [39] R. Xiong, Y. Yang, D. He, K. Zheng, S. Zheng, C. Xing, H. Zhang, Y. Lan, L. Wang, and T.-Y. Liu, "On layer normalization in the transformer architecture," *arXiv:2002.04745 [cs.LG]*, Feb. 2020.
- [40] H. Miyoshi, Y. Saito, S. Takamichi, and H. Saruwatari, "Voice conversion using sequence-to-sequence learning of context posterior probabilities," in *Proc. Interspeech*, 2017, pp. 1268–1272.
- [41] J.-X. Zhang, Z.-H. Ling, L.-J. Liu, Y. Jiang, and L.-R. Dai, "Sequence-to-sequence acoustic modeling for voice conversion," *IEEE/ACM Trans. ASLP*, pp. 631–644, 2019.
- [42] M. Zhang, X. Wang, F. Fang, H. Li, and J. Yamagishi, "Joint training framework for text-to-speech and voice conversion using multi-source Tacotron and WaveNet," in *Proc. Interspeech*, 2019, pp. 1298–1302.
- [43] F. Biadsy, R. J. Weiss, P. J. Moreno, D. Kanevsky, and Y. Jia, "Parrottron: An end-to-end speech-to-speech conversion model and its applications to hearing-impaired speech and speech separation," in *Proc. Interspeech*, 2019, pp. 4115–4119.
- [44] A. van den Oord, S. Dieleman, H. Zen, K. Simonyan, O. Vinyals, A. Graves, N. Kalchbrenner, A. Senior, and K. Kavukcuoglu, "WaveNet: A generative model for raw audio," *arXiv:1609.03499 [cs.SD]*, Sep. 2016.
- [45] A. Tamamori, T. Hayashi, K. Kobayashi, K. Takeda, and T. Toda, "Speaker-dependent WaveNet vocoder," in *Proc. Interspeech*, 2017, pp. 1118–1122.
- [46] N. Kalchbrenner, E. Elsen, K. Simonyan, S. Noury, N. Casagrande, E. Lockhart, F. Stimberg, A. van den Oord, S. Dieleman, and K. Kavukcuoglu, "Efficient neural audio synthesis," in *Proc. MLR*, 2018, pp. 2410–2419.
- [47] S. Mehri, K. Kumar, I. Gulrajani, R. Kumar, S. Jain, J. Sotelo, A. Courville, and Y. Bengio, "SampleRNN: An unconditional end-to-end neural audio generation model," in *Proc. ICLR*, 2017.
- [48] Z. Jin, A. Finkelstein, G. J. Mysore, and J. Lu, "FFTNet: A real-time speaker-dependent neural vocoder," in *Proc. ICASSP*, 2018, pp. 2251–2255.
- [49] A. van den Oord, Y. Li, I. Babuschkin, K. Simonyan, O. Vinyals, K. Kavukcuoglu, G. van den Driessche, E. Lockhart, L. C. Cobo, F. Stimberg, N. Casagrande, D. Grewe, S. Noury, S. Dieleman, E. Elsen, N. Kalchbrenner, H. Zen, A. Graves, H. King, T. Walters, D. Belov, and D. Hassabis, "Parallel WaveNet: Fast high-fidelity speech synthesis," in *Proc. MLR*, 2018, pp. 3918–3926.
- [50] W. Ping, K. Peng, and J. Chen, "ClariNet: Parallel wave generation in end-to-end text-to-speech," in *Proc. ICLR*, 2019.
- [51] R. Prenger, R. Valle, and B. Catanzaro, "WaveGlow: A flow-based generative network for speech synthesis," in *Proc. ICASSP*, 2019, pp. 3617–3621.
- [52] S. Kim, S. Lee, J. Song, and S. Yoon, "FloWaveNet: A generative flow for raw audio," in *Proc. MLR*, 2019, pp. 3370–3378.
- [53] X. Wang, S. Takaki, and J. Yamagishi, "Neural source-filter-based waveform model for statistical parametric speech synthesis," in *Proc. ICASSP*, 2019, pp. 5916–5920.
- [54] K. Tanaka, T. Kaneko, N. Hojo, and H. Kameoka, "Synthetic-to-natural speech waveform conversion using cycle-consistent adversarial networks," in *Proc. SLT*, 2018, pp. 632–639.
- [55] T. Fukada, K. Tokuda, T. Kobayashi, and S. Imai, "An adaptive algorithm for mel-cepstral analysis of speech," in *Proc. ICASSP*, 1992, pp. 137–140.
- [56] M. Morise, F. Yokomori, and K. Ozawa, "WORLD: a vocoder-based high-quality speech synthesis system for real-time applications," *IEICE Trans. Inf. Syst.*, vol. E99-D, no. 7, pp. 1877–1884, 2016.
- [57] Y. Wang, R. Skerry-Ryan, D. Stanton, Y. Wu, R. J. Weiss, N. Jaitly, Z. Yang, Y. Xiao, Z. Chen, S. Bengio, Q. Le, Y. Agiomyriannakis, R. Clark, and R. A. Saurous, "Tacotron: Towards end-to-end speech synthesis," in *Proc. Interspeech*, 2017, pp. 4006–4010.
- [58] J. Kominek and A. W. Black, "The CMU Arctic speech databases," in *Proc. SSW*, 2004, pp. 223–224.
- [59] <https://github.com/r9y9/pysptk>.
- [60] D. Kingma and J. Ba, "Adam: A method for stochastic optimization," in *Proc. ICLR*, 2015.
- [61] T. Salimans and D. P. Kingma, "Weight normalization: A simple reparameterization to accelerate training of deep neural networks," in *Adv. NIPS*, 2016, pp. 901–909.
- [62] D. J. Hermes, "Measuring the perceptual similarity of pitch contours," *J. Speech Lang. Hear. Res.*, vol. 41, no. 1, pp. 73–82, 1998.
- [63] K. Kobayashi and T. Toda, "sprocket: Open-source voice conversion software," in *Proc. Odyssey*, 2018, pp. 203–210.
- [64] <https://github.com/k2kobayashi/sprocket>, (Accessed on 01/28/2019).
- [65] J. Lorenzo-Trueba, J. Yamagishi, T. Toda, D. Saito, F. Villavicencio, T. Kinnunen, and Z. Ling, "The voice conversion challenge 2018: Promoting development of parallel and nonparallel methods," in *Proc. Odyssey*, 2019.