
Noisy Differentiable Architecture Search

Xiangxiang Chu

Xiaomi AI Lab

chuxiangxiang@xiaomi.com

Bo Zhang[†]

Xiaomi AI Lab

zhangbo11@xiaomi.com

Xudong Li^{†*}

University of Chinese Academy of Sciences

lixudong16@mailsucas.edu.cn

Abstract

Simplicity is the ultimate sophistication. Differentiable Architecture Search (DARTS) has now become one of the mainstream paradigms of neural architecture search. However, it largely suffers from several disturbing factors of the optimization process whose results are unstable to reproduce. Chu et al. [2019a] point out that skip connections natively have an unfair advantage in exclusive competition which primarily leads to dramatic performance collapse. While FairDARTS (Chu et al. [2019a]) turns the unfair competition into a collaborative one, we instead impede such unfair advantage by injecting unbiased random noise into skip operations' output. In effect, the optimizer should perceive this difficulty at each training step and refrain from overshooting on skip connections, but in a long run, it still converges to the right solution area since no bias is added to the gradient in terms of expectation. We name this novel approach as NoisyDARTS. Our experiments on CIFAR-10 and ImageNet attest that it can effectively break the skip connections' unfair advantage and yield better performance. It generates a series of models that achieve state-of-the-art results on both datasets. Code will be made available here².

1 Introduction

Performance collapse from an excessive number of skip connections in the inferred model is a fatal drawback for the differentiable architecture search approaches (Liu et al. [2019], Chen et al. [2019a], Zela et al. [2020], Chu et al. [2019a]). Quite an amount of previous research has focused on addressing this issue. FairDARTS (Chu et al. [2019a]) concludes the cause of this collapse to be an unfair advantage in an exclusively competitive environment. Under this perspective, they summarize several current effective approaches as different ways of avoiding the unfair advantage. Inspired by their empirical observations, we adopt quite a different and straightforward approach by injecting unbiased noise to skip connections' output. The underlying philosophy is simple: the injected noise would bring perturbations into the gradient flow via skip connections so that its unfair advantage doesn't comfortably take effect.

Our contributions can be summarized in the following aspects.

- We propose a simple but effective approach to address the performance collapse issue in the differentiable architecture search: injecting noise into the gradient flow of skip connections.

^{*}Work done as an intern. [†]Equal Contribution.

²<https://github.com/xiaomi-automl/NoisyDARTS>

- We dive into the requirements of the desired noise, which should be of small variance as well as unbiased for the gradient flow in terms of expectation. Particularly, we found that Gaussian noise with zero mean and small variance is a handy solution.
- Our research corroborates the root cause analysis of performance collapse in FairDARTS (Chu et al. [2019a]) since suppressing the unfairness from skip connections does generate substantial results.
- We performed extensive experiments on two widely used search spaces and two standard datasets to verify the effectiveness and robustness of the proposed approach. With efficient search, we achieve state-of-the-art results on both CIFAR-10 (**97.61%**) and ImageNet (**77.9%**). Good transferability is also verified on object detection tasks.

2 Related Work

Performance collapse in DARTS. The notorious performance collapse of DARTS is unanimously confirmed by many (Chen et al. [2019a], Zela et al. [2020], Chu et al. [2019a]). To remedy this failure, Chen et al. [2019a] carefully set a hard constraint to limit the number of skip connections. This is a strong prior since architectures within this regularized search space generally perform well, as indicated by Chu et al. [2019a]. Meantime, Zela et al. [2020] devised several search spaces to prove that DARTS leads to degenerate models where skip connections are dominant. To robustify the searching process, they proposed to monitor the sharpness of validation loss curvature, which correlates with the induced model’s performance. This, however, adds too much extra computation, as it needs to calculate the eigenspectrum of the Hessian matrix. Chu et al. [2019a] instead relaxes the search space to avoid exclusive competition. They allow each operation to have independent architecture weight by using *sigmoid* to mimic a multi-hot encoding other than the original *softmax* for a one-hot encoding. This modification enlarges the search space as it allows multiple choices between every two nodes, whereas the intrinsic collapse in the original DARTS search space still calls for a better solution.

Noise tricks. Noise injection is a common and effective trick in many deep learning scenarios. Vincent et al. [2008] add noises into auto-encoders to extract robust features. Fortunato et al. [2018] propose NoisyNet which utilizes random noise to perform exploration in reinforcement learning. Chen et al. [2015] make use of noises to handle network expansion on knowledge transfer tasks. Meanwhile, Injecting noise to gradients has been proved to greatly facilitate the training of deep neural networks (Neelakantan et al. [2015], Zhang et al. [2019]). Most recently, a noisy student is also devised to progressively manipulate unlabelled data (Xie et al. [2019a]).

3 Noisy DARTS

3.1 Motivation

FairDARTS (Chu et al. [2019a]) proves that skip connections usually overperform during searching under the competitive environment, resulting in a degenerate model where they contribute less. In view of this, Chu et al. [2019a] convert the competition into collaboration by giving each operation an independent coefficient (applying *sigmoid* instead of *softmax* over architectural parameter α) so that each α obtains gain not at the cost of suppressing others, but profiting from the collaborative work according to its proper share. Enlightened by their perspective, we propose a more natural approach to suppress skip connection from overshooting. Straightforwardly, injecting noise into the skip connection operations would simply do. The added noise will play a role of troubling the overwhelming gradient flow via skip connections so that the unfair advantage is directly weakened. The remaining problem, however, is to study what type of noise will be more effective.

3.2 Requirements for the Injected Noise

We let \tilde{x} be the noise injected into the skip operation, and α^{skip} be the corresponding architectural weight. The loss of skip operation can then be written as,

$$\mathcal{L} = g(y), \quad y = f(\alpha^{skip}) \cdot (x + \tilde{x}) \quad (1)$$

where $g(y)$ is the validation loss function and $f(\alpha^{skip})$ is the softmax operation for α^{skip} . Approximately, when the noise is much smaller than the output features, we also have

$$y^* \approx f(\alpha) \cdot x \quad \text{when} \quad \tilde{x} \ll x. \quad (2)$$

In the noisy scenario, the gradient of the architectural parameters via the skip connection operation becomes,

$$\frac{\partial \mathcal{L}}{\partial \alpha^{skip}} = \frac{\partial \mathcal{L}}{\partial y} \frac{\partial y}{\partial \alpha^{skip}} = \frac{\partial \mathcal{L}}{\partial y} \frac{\partial f(\alpha^{skip})}{\partial \alpha^{skip}} (x + \tilde{x}). \quad (3)$$

As random noise \tilde{x} brings uncertainty to the gradient update, skip connections have to overcome this difficulty in order to win over other operations. Their unfair advantage is then much weakened. However, not all types of noise are equally effective in this regard. A basic requirement is that, while assuring suppression on the unfair advantage, it shouldn't bring in any bias to the gradient in terms of its expectation. Formally, the expectation of the gradient can be written as,

$$\mathbb{E} [\nabla_{skip}] = \mathbb{E} \left[\frac{\partial \mathcal{L}}{\partial y} \frac{\partial f(\alpha^{skip})}{\partial \alpha^{skip}} (x + \tilde{x}) \right] \approx \frac{\partial \mathcal{L}}{\partial y^*} \frac{\partial f(\alpha^{skip})}{\partial \alpha^{skip}} (\mathbb{E}[x] + \mathbb{E}[\tilde{x}]). \quad (4)$$

Based on the premise stated in Equation 2, we take $\frac{\partial \mathcal{L}}{\partial y^*}$ out of the expectation in Equation 4 to make an approximation. As there is still an extra $\mathbb{E}[\tilde{x}]$ in the gradient of skip connection, to keep the gradient unbiased, $\mathbb{E}[\tilde{x}]$ must be 0. It's thus natural to introduce small and unbiased noise, i.e. with **zero mean and small variance**. For simplicity, we just use Gaussian noise and other options should work as well.

3.3 Stepping out of the Performance Collapse by Noise

Based on the above analysis, we propose NoisyDARTS to step out of the performance collapse of DARTS. In practice, we inject Gaussian noise $\tilde{x} \sim \mathcal{N}(\mu, \sigma)$ into skip connections to weaken the unfair advantage.

Formally, the edge $e_{i,j}$ from node i to j in each cell operates on the input feature x_i and its output is denoted as $o_{i,j}(x_i)$. The intermediate node j gathers all inputs from the incoming edges:

$$x_j = \sum_{i < j} o_{i,j}(x_i) \quad (5)$$

Let $\mathcal{O} = \{o_{i,j}^0, o_{i,j}^1, \dots, o_{i,j}^{M-1}\}$ be the set of M candidate operations on edge $e_{i,j}$. Specially, let $o_{i,j}^0$ be the skip connection $o_{i,j}^{skip}$. NoisyDARTS injects the additive noise \tilde{x} into skip operation $o_{i,j}^{skip}$ to get a mixed output,

$$\bar{o}_{i,j}(x) = \sum_{k=1}^{M-1} f(\alpha_{o^k}) o^k(x) + f(\alpha_{o^{skip}}) o^{skip}(x + \tilde{x}). \quad (6)$$

To ensure the gradient of a skip connection is unbiased and the noise $\tilde{x} \sim \mathcal{N}(\mu, \sigma)$ is small enough, we set $\mu = 0$ and $\sigma = \lambda \cdot std(x)$, where λ is a positive coefficient. That is to say, the standard deviation of the noise changes accordingly with a mini-batch of samples x , i.e., λ times that of x . Setting a low λ , we meet $\tilde{x} \ll x$ as required by Equation 2.

Compared with DARTS, the only modification is injecting the noise into the skip connections. The architecture search problem remains the same as the original DARTS, which is to interleavely learn α^* and network weights w^* that minimize the validation loss $\mathcal{L}_{val}(\alpha^*, w^*)$, as shown in Equation 7.

$$\begin{aligned} & \min_{\alpha} \mathcal{L}_{val}(\alpha^*, w^*) \\ \text{s.t.} \quad & w^*(\alpha) = \arg \min_w \mathcal{L}_{train}(w, \alpha) \end{aligned} \quad (7)$$

The modified optimization process codenamed NoisyDARTS is shown in Algorithm 1.

Algorithm 1 NoisyDARTS-Noisy Differentiable Architecture Search

- 1: **Input:** Architecture parameters $\alpha_{i,j}$, network weights w , noise control parameter λ , $Epoch_{max}$.
 - 2: **while** not reach $Epoch_{max}$ **do**
 - 3: Inject random Gaussian noise \tilde{x} into the skip connections' output.
 - 4: Update weights w by $\nabla_w \mathcal{L}_{train}(w, \alpha)$
 - 5: Update architecture parameters α by $\nabla_\alpha \mathcal{L}_{val}(w, \alpha)$
 - 6: **end while**
 - 7: Derive the final architecture according to $\arg \max(\alpha)$.
-

4 Experiments

4.1 Search Space

To verify the validity of our method, we adopt two widely used search spaces: the DARTS search space Liu et al. [2019] and MobileNetV2's search space as in Cai et al. [2019]. The former consists of a stack of duplicate normal cells and reduction cells, which are represented by a DAG of 7 nodes with each edge among intermediate nodes having 7 possible operations (max pooling, average pooling, skip connection, separable convolution 3×3 and 5×5 , dilation convolution 3×3 and 5×5). The latter comprises 19 layers and each contains 7 choices: inverted bottleneck blocks denoted as Ex_Ky (expansion rate $x \in \{3, 6\}$, kernel size $y \in \{3, 5, 7\}$) and a skip connection.

4.2 Searching on CIFAR-10

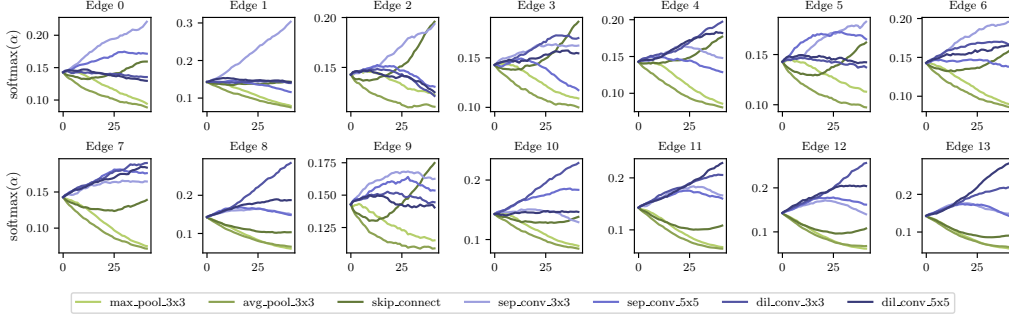
In the search phase, we use similar hyperparameters and tricks as Liu et al. [2019]. All experiments are done on a Tesla V100 with PyTorch 1.0 (Paszke et al. [2019]). The search phase takes about 7 GPU hours, which is less than the previously reported cost (12 GPU hours) due to a better implementation. We only use the first-order approach for optimization since it is more effective. The best models are selected under the noise with a zero mean and $\lambda = 0.2$. An example of the evolution of the architectural weights during the search phase is exhibited in Figure 1.

For training a single model, we use the same strategy and data processing tricks as Chen et al. [2019a], Liu et al. [2019], and it takes about 16 GPU hours. The results are shown in Table 1. The best NoisyDARTS model achieves a new state-of-the-art result of 97.61% with only 534M FLOPS and 3.25M parameters. The searched cells are shown in Figure 2 and Table 7 (supplementary). It's interesting to see that this model chooses as many as 4 skip connections for reduction cells, it still obtains highly competitive result. However, we can attribute it to the elimination of the unfair advantage (Chu et al. [2019a]). In other words, the unfair advantage is suppressed to a level that the activated skip connections indeed contribute to the performance of the selected model.

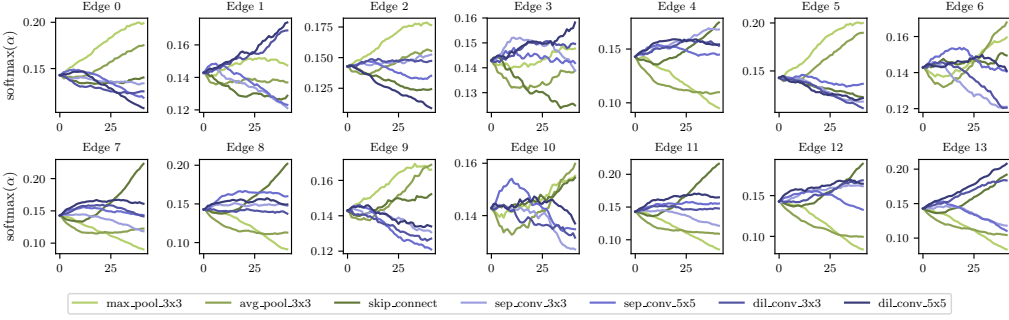
4.3 Searching Proxylessly on ImageNet

For ImageNet experiments, we use exactly the same space as Cai et al. [2019], Chu et al. [2019b]. In the search phase, the Gaussian noise with zero mean and a variance of 0.2 is injected to the skip connection operations. We split the original training set into two datasets with equal capacity to act as our training and validation dataset. The original validation set is treated as the test set. We use the SGD optimizer with a batch size of 768. The learning rate for the network weights is initialized as 0.045 and it decays to 0 within 30 epochs following the cosine decay strategy. Besides, we utilize Adam optimizer ($\beta_1 = 0.5, \beta_2 = 0.999$) and a constant learning rate of 0.001. This stage takes about 12 GPU days on Tesla V100 machines. In the training phase for inferred standalone models, we use similar training tricks as EfficientNet (Tan and Le [2019]). Similar to Liu et al. [2019, 2018], the objective of this experiment is to find the best model without considering other constraints on FLOPS or the number of parameters. The evolution of dominating operations during the search is illustrated in Figure 4. Compared with DARTS, the injected noise in NoisyDARTS successfully eliminates the unfair advantage.

The ImageNet classification results are shown in Table 2. Our model NoisyDARTS-A obtains the new state of the art results: 76.1% top-1 accuracy on ImageNet validation dataset with 4.9M number of parameters. After being equipped with more tricks as in EfficientNet, namely, squeeze and excitation

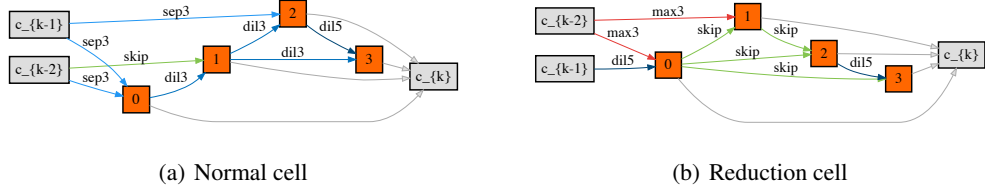


(a) Normal cell



(b) Reduction cell

Figure 1: Evolution of architectural weights during the NoisyDARTS searching phase on CIFAR-10. Skip connections in normal cells are largely suppressed.



(a) Normal cell

(b) Reduction cell

Figure 2: NoisyDARTS-a cells searched on CIFAR-10.

(Hu et al. [2018]), Swish activation, and AutoAugment (Cubuk et al. [2019]), it obtains 77.9% top-1 accuracy with 5.5M parameters. The searched architecture is shown in Figure 5.

4.4 Transferring to CIFAR-10

We transferred our NoisyDARTS-A model searched on ImageNet to CIFAR-10. The model is trained for 200 epochs with a batch size of 256 and a learning rate of 0.05. We set the weight decay to be 0.0, a dropout rate of 0.1 and a drop connect rate of 0.1. In addition, we also use AutoAugment to avoid overfitting. Specifically, the transferred model NoisyDARTS-A-t achieved 98.28% top-1 accuracy with only 447M FLOPS, as shown in Table 1.

4.5 Transferred Results on Object Detection

We further evaluate the transferability of our searched models on the COCO objection task (Lin et al. [2014]). Particularly, we utilize a drop-in replacement for the backbone based on the Retina framework (Lin et al. [2017]). Besides, we use the MMDetection tool box since it provides a good implementation for various detection algorithms (Chen et al. [2019b]). Following the same training

Table 1: Results on CIFAR-10. [†]: MultAdds computed using the genotypes provided by the authors. *: Averaged on training the best model for several times. GD: Gradient-based, TF: Transferred from ImageNet.

Models	Params (M)	$\times +$ (M)	Top-1 (%)	Type
NASNet-A (Zoph et al. [2018])	3.3	608 [†]	97.35	RL
ENAS (Pham et al. [2018])	4.6	626 [†]	97.11	RL
MdeNAS (Zheng et al. [2019])	3.6	599 [†]	97.45	MDL
DARTS(first order)* (Liu et al. [2019])	3.3	528 [†]	97.00 \pm 0.14	GD
SNAS* (Xie et al. [2019b])	2.8	422 [†]	97.15 \pm 0.02	GD
GDAS (Dong and Yang [2019])	3.37	519 [†]	97.07	GD
SGAS (Cri.2 avg.) (Li et al. [2019])	3.9	-	97.33 \pm 0.21	GD
P-DARTS (Chen et al. [2019a])	3.4	532 [†]	97.5	GD
PC-DARTS (Xu et al. [2020])	3.6	558 [†]	97.43	GD
RDARTS (Zela et al. [2020])	-	-	97.05	GD
FairDARTS (Chu et al. [2019a])	3.32 \pm 0.46	458 \pm 61	97.46 \pm 0.05	GD
NoisyDARTS-a (Ours)	3.25	534	97.61	GD
NoisyDARTS-b (Ours)	3.01	494	97.53	GD
NoisyDARTS-A-t (Ours)	4.3	447	98.28	TF

Table 2: Classification results on ImageNet. *: Based on its published code. [†]: Searched on CIFAR-10. ^{††}: Searched on CIFAR-100. [‡]: Searched on ImageNet. [◊]: w/ SE and Swish

Models	$\times +$ (M)	Params (M)	Top-1 (%)	Top-5 (%)
MobileNetV2(1.4) (Sandler et al. [2018])	585	6.9	74.7	92.2
NASNet-A (Zoph et al. [2018])	564	5.3	74.0	91.6
AmoebaNet-A (Real et al. [2018])	555	5.1	74.5	92.0
MnasNet-92 (Tan et al. [2019])	388	3.9	74.79	92.1
MdeNAS (Zheng et al. [2019])	-	6.1	74.5	92.1
DARTS (Liu et al. [2019])	574	4.7	73.3	91.3
SNAS (Xie et al. [2019b])	522	4.3	72.7	90.8
GDAS (Dong and Yang [2019])	581	5.3	74.0	91.5
PNAS (Liu et al. [2018])	588	5.1	74.2	91.9
FBNet-C (Wu et al. [2019])	375	5.5	74.9	92.3
FairNAS-C [‡] (Chu et al. [2019c])	321	4.4	74.7	92.1
P-DARTS ^{††} (Chen et al. [2019a])	577	5.1	74.9*	92.3*
FairDARTS-B (Chu et al. [2019a])	541	4.8	75.1	92.5
NoisyDARTS-A (Ours)	446	4.9	76.1	93.0
MobileNetV3 (Howard et al. [2019])	219	5.4	75.2	92.2
MoGA-A (Chu et al. [2020])	304	5.1	75.9	92.8
MixNet-M (Tan and Le. [2019])	360	5.0	77.0	93.3
EfficientNet B0 (Tan and Le [2019])	390	5.3	76.3	93.2
NoisyDARTS-A (Ours) [◊]	449	5.5	77.9	94.0

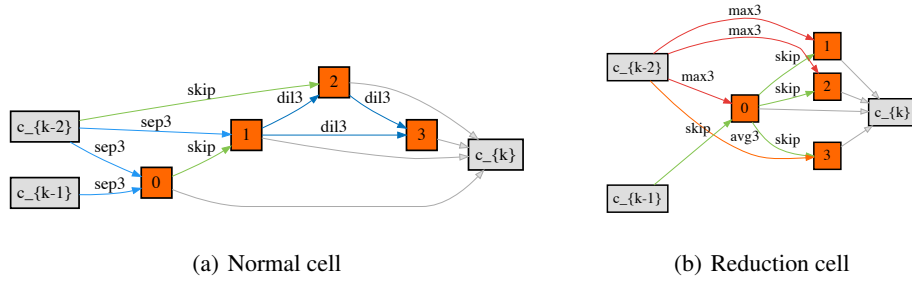


Figure 3: NoisyDARTS-b cells searched on CIFAR-10 with $\lambda = 0.1$.

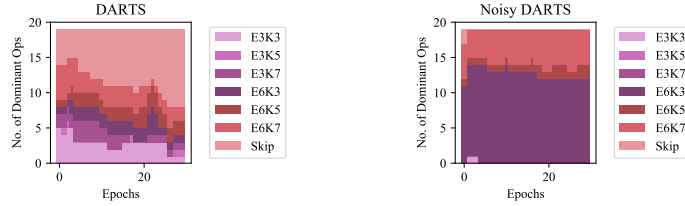


Figure 4: Stacked plot of dominant operations during searching on ImageNet. The inferred model of DARTS (left) obtains 66.4% top-1 accuracy on ImageNet validation dataset. The inferred model of NoisyDARTS (right) obtains 76.1% top-1 accuracy.

setting as Lin et al. [2017], all models in Table 3 are trained and evaluated on the COCO dataset for 12 epochs. The learning rate is initialized as 0.01 and decayed by $0.1 \times$ at epoch 8 and 11. As shown in Table 3, our model obtains the best transferability than other models under the mobile settings.

4.6 Ablation Study

4.6.1 With vs Without Noise

We compare the searched models with and without noises on two commonly used search spaces in Table 4. NoisyDARTS robustly escape from the performance collapse across different search spaces and datasets. Note that without noise, such differentiable approach performs severely worse and obtains only 66.4% top-1 on the ImageNet classification task. In contrast, our simple yet effective method can find a state-of-the-art model with 76.1% top-1 accuracy.

4.6.2 Zero-mean (unbiased) Noise vs. Biased Noise

According to Equation 4, good noise should interfere little with overall gradient flow in terms of global expectation but prevent skip connections from benefiting too much locally. Our ablation experiments confirm this hypothesis, as shown in Table 5. The searched cells are shown in Table 8 (supplementary). When a non-zero mean noise is injected, it brings in a deterministic bias that

Table 3: Object detection of various drop-in backbones. † : w/ SE and Swish

Backbones	$\times +$ (M)	Acc (%)	AP (%)	AP ₅₀ (%)	AP ₇₅ (%)	AP _S (%)	AP _M (%)	AP _L (%)
MobileNetV2 (Sandler et al. [2018])	300	72.0	28.3	46.7	29.3	14.8	30.7	38.1
SingPath NAS (Stamoulis et al. [2019])	365	75.0	30.7	49.8	32.2	15.4	33.9	41.6
MnasNet-A2 (Tan et al. [2019])	340	75.6	30.5	50.2	32.0	16.6	34.1	41.1
MobileNetV3 (Howard et al. [2019])	219	75.2	29.9	49.3	30.8	14.9	33.3	41.1
MixNet-M (Tan and Le. [2019])	360	77.0	31.3	51.7	32.4	17.0	35.0	41.9
NoisyDARTS-A (Ours)	449	77.9	33.1	53.4	34.8	18.5	36.6	44.4

Table 6: Ablation experiments on different types of noise and mixing operations. *: σ for multiplicative noise.

Noise Type	μ	λ	Avg. Top-1 (%)	Noise Mixture	μ	$\lambda \sigma^*$	Top-1 (%)
Gaussian	0.0	0.1	97.21 \pm 0.21	Additive	0.0	0.1	97.21 \pm 0.21
Uniform	0.0	0.1	97.12 \pm 0.15	Multiplicative	1.0	0.1	97.15 \pm 0.23
Gaussian	0.0	0.2	97.30 \pm 0.23	Additive	0.0	0.2	97.30 \pm 0.23
Uniform	0.0	0.2	97.15 \pm 0.23	Multiplicative	1.0	0.2	97.22 \pm 0.23

References

- Xiangxiang Chu, Tianbao Zhou, Bo Zhang, and Jixiang Li. Fair darts: Eliminating unfair advantages in differentiable architecture search. *arXiv preprint arXiv:1911.12126*, 2019a.
- Hanxiao Liu, Karen Simonyan, and Yiming Yang. DARTS: Differentiable Architecture Search. In *ICLR*, 2019.
- Xin Chen, Lingxi Xie, Jun Wu, and Qi Tian. Progressive Differentiable Architecture Search: Bridging the Depth Gap between Search and Evaluation. In *ICCV*, 2019a.
- Arber Zela, Thomas Elsken, Tonmoy Saikia, Yassine Marrakchi, Thomas Brox, and Frank Hutter. Understanding and robustifying differentiable architecture search. In *ICLR*, 2020. URL <https://openreview.net/forum?id=H1gDNyrKDS>.
- Pascal Vincent, Hugo Larochelle, Yoshua Bengio, and Pierre-Antoine Manzagol. Extracting and composing robust features with denoising autoencoders. In *Proceedings of the 25th international conference on Machine learning*, pages 1096–1103, 2008.
- Meire Fortunato, Mohammad Gheshlaghi Azar, Bilal Piot, Jacob Menick, Matteo Hessel, Ian Osband, Alex Graves, Volodymyr Mnih, Remi Munos, Demis Hassabis, Olivier Pietquin, Charles Blundell, and Shane Legg. Noisy networks for exploration. In *International Conference on Learning Representations*, 2018. URL <https://openreview.net/forum?id=rywHCPkAW>.
- Tianqi Chen, Ian Goodfellow, and Jonathon Shlens. Net2Net: Accelerating Learning via Knowledge Transfer. In *ICLR*, 2015.
- Arvind Neelakantan, Luke Vilnis, Quoc V Le, Ilya Sutskever, Lukasz Kaiser, Karol Kurach, and James Martens. Adding Gradient Noise Improves Learning for Very Deep Networks. *arXiv preprint arXiv:1511.06807*, 2015.
- Baochang Zhang, Chen Chen, Qixiang Ye, Jianzhuang Liu, David Doermann, et al. Calibrated Stochastic Gradient Descent for Convolutional Neural Networks. In *Proceedings of the AAAI Conference on Artificial Intelligence*, volume 33, pages 9348–9355, 2019.
- Qizhe Xie, Eduard Hovy, Minh-Thang Luong, and Quoc V Le. Self-training with Noisy Student improves ImageNet classification. *arXiv preprint arXiv:1911.04252*, 2019a.
- Han Cai, Ligeng Zhu, and Song Han. ProxylessNAS: Direct Neural Architecture Search on Target Task and Hardware. In *ICLR*, 2019.
- Adam Paszke, Sam Gross, Francisco Massa, Adam Lerer, James Bradbury, Gregory Chanan, Trevor Killeen, Zeming Lin, Natalia Gimelshein, Luca Antiga, et al. PyTorch: An imperative style, high-performance deep learning library. In *NIPS*, pages 8024–8035, 2019.
- Barret Zoph, Vijay Vasudevan, Jonathon Shlens, and Quoc V Le. Learning Transferable Architectures for Scalable Image Recognition. In *CVPR*, volume 2, 2018.
- Hieu Pham, Melody Y Guan, Barret Zoph, Quoc V Le, and Jeff Dean. Efficient Neural Architecture Search via Parameter Sharing. In *ICML*, 2018.
- Xiawu Zheng, Rongrong Ji, Lang Tang, Baochang Zhang, Jianzhuang Liu, and Qi Tian. Multinomial Distribution Learning for Effective Neural Architecture Search. In *ICCV*, pages 1304–1313, 2019.

- Sirui Xie, Hehui Zheng, Chunxiao Liu, and Liang Lin. SNAS: Stochastic Neural Architecture Search. *ICLR*, 2019b.
- Xuanyi Dong and Yi Yang. Searching for a Robust Neural Architecture in Four GPU Hours. In *CVPR*, pages 1761–1770, 2019.
- Guohao Li, Guocheng Qian, Itzel C Delgadillo, Matthias Müller, Ali Thabet, and Bernard Ghanem. SGAS: Sequential Greedy Architecture Search. *arXiv preprint arXiv:1912.00195*, 2019.
- Yuhui Xu, Lingxi Xie, Xiaopeng Zhang, Xin Chen, Guo-Jun Qi, Qi Tian, and Hongkai Xiong. PC-DARTS: Partial Channel Connections for Memory-Efficient Architecture Search. In *ICLR*, 2020. URL <https://openreview.net/forum?id=BJ1S634tPr>.
- Xiangxiang Chu, Bo Zhang, Jixiang Li, Qingyuan Li, and Ruijun Xu. Scarletnas: Bridging the gap between scalability and fairness in neural architecture search. *arXiv preprint arXiv:1908.06022*, 2019b.
- Mingxing Tan and Quoc V Le. EfficientNet: Rethinking Model Scaling for Convolutional Neural Networks. In *ICML*, 2019.
- Chenxi Liu, Barret Zoph, Maxim Neumann, Jonathon Shlens, Wei Hua, Li-Jia Li, Li Fei-Fei, Alan Yuille, Jonathan Huang, and Kevin Murphy. Progressive Neural Architecture Search. In *ECCV*, pages 19–34, 2018.
- Jie Hu, Li Shen, and Gang Sun. Squeeze-and-Excitation Networks. In *CVPR*, pages 7132–7141, 2018.
- Ekin D Cubuk, Barret Zoph, Dandelion Mane, Vijay Vasudevan, and Quoc V Le. AutoAugment: Learning Augmentation Policies from Data. *CVPR*, 2019.
- Mark Sandler, Andrew Howard, Menglong Zhu, Andrey Zhmoginov, and Liang-Chieh Chen. MobileNetV2: Inverted Residuals and Linear Bottlenecks. In *CVPR*, pages 4510–4520, 2018.
- Esteban Real, Alok Aggarwal, Yanping Huang, and Quoc V Le. Regularized Evolution for Image Classifier Architecture Search. *International Conference on Machine Learning, AutoML Workshop*, 2018.
- Mingxing Tan, Bo Chen, Ruoming Pang, Vijay Vasudevan, and Quoc V Le. Mnasnet: Platform-Aware Neural Architecture Search for Mobile. In *CVPR*, 2019.
- Bichen Wu, Xiaoliang Dai, Peizhao Zhang, Yanghan Wang, Fei Sun, Yiming Wu, Yuandong Tian, Peter Vajda, Yangqing Jia, and Kurt Keutzer. FBNet: Hardware-Aware Efficient ConvNet Design via Differentiable Neural Architecture Search. *CVPR*, 2019.
- Xiangxiang Chu, Bo Zhang, Ruijun Xu, and Jixiang Li. FairNAS: Rethinking Evaluation Fairness of Weight Sharing Neural Architecture Search. *arXiv preprint. arXiv:1907.01845*, 2019c.
- Andrew Howard, Mark Sandler, Grace Chu, Liang-Chieh Chen, Bo Chen, Mingxing Tan, Weijun Wang, Yukun Zhu, Ruoming Pang, Vijay Vasudevan, et al. Searching for MobileNetV3. *ICCV*, 2019.
- Xiangxiang Chu, Bo Zhang, and Ruijun Xu. MoGA: Searching Beyond MobileNetV3. In *ICASSP*, pages 4042–4046, 2020.
- Mingxing Tan and Quoc V. Le. MixConv: Mixed Depthwise Convolutional Kernels. *BMVC*, 2019.
- Tsung-Yi Lin, Michael Maire, Serge J. Belongie, Lubomir D. Bourdev, Ross B. Girshick, James Hays, Pietro Perona, Deva Ramanan, Piotr Dollár, and C. Lawrence Zitnick. Microsoft COCO: Common Objects in Context. In *ECCV*, 2014.
- Tsung-Yi Lin, Priya Goyal, Ross Girshick, Kaiming He, and Piotr Dollár. Focal Loss for Dense Object Detection. In *ICCV*, pages 2980–2988, 2017.

Kai Chen, Jiaqi Wang, Jiangmiao Pang, Yuhang Cao, Yu Xiong, Xiaoxiao Li, Shuyang Sun, Wansen Feng, Ziwei Liu, Jiarui Xu, et al. MMDetection: Open mmlab detection toolbox and benchmark. *arXiv preprint arXiv:1906.07155*, 2019b.

Dimitrios Stamoulis, Ruizhou Ding, Di Wang, Dimitrios Lymberopoulos, Bodhi Priyantha, Jie Liu, and Diana Marculescu. Single-Path NAS: Designing Hardware-Efficient ConvNets in less than 4 Hours. *ECML PKDD*, 2019.

A Analysis of Multiplicative Noise

We set the output of skip connection with multiplicative noise is $\bar{x} = x \cdot \tilde{x}$, where \tilde{x} is sampled from a certain distribution. Similar to Section 3.2, the expectation of the gradient under multiplicative noise can be written as:

$$\mathbb{E} [\nabla_{skip}] = \mathbb{E} \left[\frac{\partial \mathcal{L}}{\partial y} \frac{\partial f(\alpha^{skip})}{\partial \alpha^{skip}} (\tilde{x}) \right] \approx \frac{\partial \mathcal{L}}{\partial y^*} \frac{\partial f(\alpha^{skip})}{\partial \alpha^{skip}} (\mathbb{E}[x] \cdot \mathbb{E}[\tilde{x}]). \quad (8)$$

Again notice that taking $\frac{\partial \mathcal{L}}{\partial y^*}$ out of the expectation in Equation 8 requires Equation 2 be satisfied. To keep the gradient unbiased, \tilde{x} should be close to 1. We use Gaussian distribution $\tilde{x} \sim \mathcal{N}(1, \sigma)$ with a small σ .

B NoisyDARTS Architectures

Following tables give the genotypes of best models searched under noise of various settings.

Table 7: Best NoisyDARTS architecture genotypes searched on CIFAR-10 with unbiased noise.

Model	Architecture Genotype
NoisyDARTS-a	Genotype(normal=[('sep_conv_3x3', 1), ('sep_conv_3x3', 0), ('skip_connect', 0), ('dil_conv_3x3', 2), ('dil_conv_3x3', 3), ('sep_conv_3x3', 1), ('dil_conv_5x5', 4), ('dil_conv_3x3', 3)], normal_concat=range(2, 6), reduce=[('max_pool_3x3', 0), ('dil_conv_5x5', 1), ('skip_connect', 2), ('max_pool_3x3', 0), ('skip_connect', 2), ('skip_connect', 3), ('skip_connect', 2), ('dil_conv_5x5', 4)], reduce_concat=range(2, 6))
NoisyDARTS-b	Genotype(normal=[('sep_conv_3x3', 1), ('sep_conv_3x3', 0), ('skip_connect', 2), ('sep_conv_3x3', 0), ('dil_conv_3x3', 3), ('skip_connect', 0), ('dil_conv_3x3', 3), ('dil_conv_3x3', 4)], normal_concat=range(2, 6), reduce=[('max_pool_3x3', 0), ('skip_connect', 1), ('max_pool_3x3', 0), ('skip_connect', 2), ('skip_connect', 2), ('max_pool_3x3', 0), ('skip_connect', 2), ('avg_pool_3x3', 0)], reduce_concat=range(2, 6))

Table 8: Best NosiDARTS architecture genotypes searched on CIFAR-10 under biased noise.

(μ, λ)	Architecture Genotype
(0.5, 0.1)	Genotype(normal=[('sep_conv_3x3', 0), ('sep_conv_3x3', 1), ('skip_connect', 0), ('dil_conv_3x3', 2), ('dil_conv_5x5', 3), ('dil_conv_3x3', 2), ('dil_conv_3x3', 4), ('dil_conv_3x3', 3)], normal_concat=range(2, 6), reduce=[('max_pool_3x3', 1), ('skip_connect', 0), ('skip_connect', 2), ('avg_pool_3x3', 1), ('skip_connect', 2), ('avg_pool_3x3', 1), ('dil_conv_5x5', 3), ('skip_connect', 4)], reduce_concat=range(2, 6))
(1.0, 0.1)	Genotype(normal=[('sep_conv_3x3', 0), ('sep_conv_3x3', 1), ('skip_connect', 1), ('skip_connect', 0), ('dil_conv_3x3', 3), ('dil_conv_5x5', 2), ('dil_conv_5x5', 4), ('dil_conv_3x3', 3)], normal_concat=range(2, 6), reduce=[('max_pool_3x3', 0), ('sep_conv_3x3', 1), ('max_pool_3x3', 0), ('dil_conv_5x5', 2), ('skip_connect', 3), ('skip_connect', 2), ('skip_connect', 3), ('skip_connect', 4)], reduce_concat=range(2, 6))
(0.5, 0.2)	Genotype(normal=[('sep_conv_3x3', 0), ('sep_conv_3x3', 1), ('sep_conv_3x3', 1), ('skip_connect', 0), ('dil_conv_5x5', 3), ('dil_conv_5x5', 2), ('dil_conv_5x5', 4), ('dil_conv_3x3', 1)], normal_concat=range(2, 6), reduce=[('avg_pool_3x3', 0), ('skip_connect', 1), ('avg_pool_3x3', 0), ('skip_connect', 2), ('avg_pool_3x3', 0), ('dil_conv_3x3', 3), ('dil_conv_5x5', 4), ('avg_pool_3x3', 0)], reduce_concat=range(2, 6))
(1.0, 0.2)	Genotype(normal=[('sep_conv_3x3', 1), ('skip_connect', 0), ('dil_conv_5x5', 2), ('sep_conv_3x3', 1), ('dil_conv_3x3', 3), ('dil_conv_3x3', 2), ('dil_conv_3x3', 4), ('dil_conv_5x5', 3)], normal_concat=range(2, 6), reduce=[('max_pool_3x3', 0), ('max_pool_3x3', 1), ('max_pool_3x3', 0), ('max_pool_3x3', 1), ('dil_conv_5x5', 3), ('max_pool_3x3', 0), ('dil_conv_5x5', 3), ('avg_pool_3x3', 0)], reduce_concat=range(2, 6))

Table 9: Best NosiDARTS architecture genotypes searched on CIFAR-10 with uniform noise.

(μ, λ)	Architecture Genotype
(0.0, 0.1)	Genotype(normal=[('skip_connect', 0), ('sep_conv_3x3', 1), ('sep_conv_3x3', 2), ('sep_conv_3x3', 1), ('dil_conv_3x3', 3), ('dil_conv_3x3', 2), ('dil_conv_3x3', 2), ('dil_conv_3x3', 3)], normal_concat=range(2, 6), reduce=[('avg_pool_3x3', 0), ('max_pool_3x3', 1), ('skip_connect', 2), ('max_pool_3x3', 0), ('skip_connect', 3), ('skip_connect', 2), ('skip_connect', 3), ('avg_pool_3x3', 0)], reduce_concat=range(2, 6))
(0.0, 0.2)	Genotype(normal=[('sep_conv_3x3', 0), ('sep_conv_5x5', 1), ('skip_connect', 2), ('skip_connect', 0), ('dil_conv_5x5', 3), ('sep_conv_3x3', 1), ('sep_conv_3x3', 1), ('dil_conv_3x3', 4)], normal_concat=range(2, 6), reduce=[('avg_pool_3x3', 0), ('sep_conv_5x5', 1), ('avg_pool_3x3', 0), ('skip_connect', 2), ('dil_conv_5x5', 3), ('avg_pool_3x3', 0), ('avg_pool_3x3', 0), ('skip_connect', 3)], reduce_concat=range(2, 6))

Table 10: Best NosiyaDARTS architecture genotypes searched on CIFAR-10 with multiplicative noise.

(μ, λ)	Architecture Genotype
(1.0, 0.1)	Genotype(normal=[('sep_conv_3x3', 1), ('sep_conv_3x3', 0), ('skip_connect', 0), ('skip_connect', 2), ('skip_connect', 0), ('dil_conv_3x3', 2), ('dil_conv_3x3', 4), ('dil_conv_5x5', 3)], normal_concat=range(2, 6), reduce=[('max_pool_3x3', 1), ('max_pool_3x3', 0), ('skip_connect', 2), ('max_pool_3x3', 0), ('dil_conv_5x5', 3), ('skip_connect', 2), ('skip_connect', 2), ('skip_connect', 4)], reduce_concat=range(2, 6))
(1.0, 0.2)	Genotype(normal=[('sep_conv_3x3', 1), ('sep_conv_3x3', 0), ('sep_conv_5x5', 1), ('skip_connect', 0), ('dil_conv_3x3', 3), ('sep_conv_3x3', 0), ('dil_conv_5x5', 4), ('skip_connect', 2)], normal_concat=range(2, 6), reduce=[('max_pool_3x3', 0), ('max_pool_3x3', 1), ('skip_connect', 2), ('avg_pool_3x3', 0), ('skip_connect', 3), ('skip_connect', 2), ('skip_connect', 3), ('skip_connect', 2)], reduce_concat=range(2, 6))