

Optimization-based modal decomposition for systems with multiple transports

Julius Reiss*

July 21, 2024

Abstract

Mode-based model-reduction is used to reduce the degrees of freedom of high dimensional systems, often by describing the system state by a linear combination of spatial modes. Transport dominated phenomena, ubiquitous in technical and scientific applications, often require a large number of linear modes to obtain a small representation error. This difficulty, even for the most simple transports, originates from the inappropriateness of the decomposition structure in time dependent amplitudes of purely spatial modes.

In this article an approach is discussed, which decomposes a flow field into several fields of co-moving frames, where each one can be approximated by a few modes. The method of decomposition is formulated as an optimization problem. Different singular-value-based objective functions are discussed and connected to former formulations. A boundary treatment is provided. The decomposition is applied to generic cases and to a technically relevant flow configuration of combustion physics.

keywords: model reduction, flow mechanics, non-linear model reduction, singular value decomposition, modal decomposition, boundary treatment, transport, POD

AMS: 65Z05, 35Q35

1 Introduction

Model reduction aims at reducing the computational complexity or the numerical cost of a systems by reducing its degrees of freedom. Often a mode-based approach is used, since it allows to characterize the internal dynamics and works for non-linear systems [8].

In standard mode-based approaches, a snapshot-matrix, as a discrete representation of a field $q_{ij} = q(x_i, t_j)$, $q \in \mathbb{R}^{m,n}$ in space and time, is approximated

*Institut für Strömungsmechanik und Technische Akustik, Technical University Berlin, Germany, reiss@tnt.tu-berlin.de.

by

$$q \approx \tilde{q} = \sum_{l=1}^r \phi_l \otimes \alpha_l, \quad (1)$$

a sum of r dyadic pairs $(\phi_l \otimes \alpha_l)_{ij} = \phi_l(x_i)\alpha_l(t_j)$ where $\phi_l(x_i)$ are spatial modes and $\alpha_l(t_j)$ are time dependent amplitudes. Parameter dependence is treated in the same way as time dependence. The corresponding r -dimensional subspace can be used to build a reduced-order model (ROM), for instance by an interpolation procedure or by a Galerkin projection of the original system.

Various decomposition methods are known, such as the balanced proper orthogonal decomposition [44, 46] or the dynamic mode decomposition [9, 38, 43]. All share the structure of (1). One of the most popular modal decomposition approaches is the POD (proper orthogonal decomposition), [16, 30], which technically reduces to a singular value decomposition (SVD) of the snapshot matrix. The singular values depict the 2-norm associated with each dyadic pair. Thus, a rapid singular value decay implies that a corresponding large part of the matrix is represented by the first pairs and, thereby, a good low-rank approximation. The optimality of the SVD in the 2-norm is often referred to as the Eckart-Young theorem [41].

Transport-dominated phenomena usually pose a challenge for classical mode-based methods, since their dynamical behavior cannot be captured accurately by the linear combination of a few modes of the form 1. A generic example for multiple transports or waves is

$$q_{ij}^w = q^w(x_i, t_j) = \sum_{k=1}^N q_k(x_i - c_k t_j, t_j), \quad (2)$$

where $q_k(x, t)$ are strongly localized functions in space x , and c_k are wave velocities describing the translation with time t_j . We assume that functions $q_k(x, t)$ change slowly in time, i.e., is weakly dependent or even independent of its second argument. Physical realizations are sound pulses, shock waves or flame fronts associated with rapid variation of pressure or temperature in space, and which are transported over long distances with a (nearly) constant shape. The data q^w typically needs large r for a small approximation error $\|q - \tilde{q}\|$ in (1), in spite of its simple construction, which is formalized by the Kolmogorov n -width [15, 29]. As example, consider one wave ($N = 1$) with q_1 and c_1 chosen such that $q_{ik}^w = \delta_{i,j}$ is the (diagonal) unity matrix. Here, all singular values are one, so that no decay is found which means that a good approximation needs many modes [35]. As a problem of fundamental and practical importance it has recently attracted the attention of different groups suggesting various approaches to overcome this problem.

For a single discontinuity the solution domain can be split by the position of the front and a condition for the jump can be used [42], which resembles classical shock fitting [25] of the numerical treatment of shocks. A similar splitting of the domain is performed in [10], where the Euler equations are applied as the full

model at the shock location. A dynamical procedure to handle moving shocks by splitting the support of the base functions to enrich the approximation subspace is presented in [7].

Many of the transport dedicated methods compensate the transports by a transformation, e.g. $T : r(x - ct, t) \rightarrow r(x, t)$, and thereby align the localized structure for all snapshots. This can strongly improve the convergence of the approximation [45]. A time or parameter dependent shift can handle a single transport [6, 20, 40]. This is similar to the framework of symmetry reduction [37, 12]. Instead of a shift, a grid transformation can be used with a similar effect, as shown in one and two dimensions with complex shock and flame topologies [26] or transport maps for parameter dependent domains [27]. The reduction of the case of a flame front in two dimensions with topology changes is reported in [18]. To extend methods developed for a one dimensional to multidimensional setting, the Radon transformation can be used, producing a set of one-dimensional projections [33]. Moreover, the transports challenge not only the reduction, but also the projections to create reduced models, which is discussed in [1, 5, 47].

To identify the transports or transport velocities, different approaches are available. If the transport is considered as the action of a Lie group, the correct transport is associated with minimal change of the transported quantity [3], which was exploited for model reduction by [28]. Transport velocities are identified by maximizing the leading singular value as a function of the transport velocity in [31]. Optimal transport based on the concept of Wasserstein distance is applied in [17, 2], or similar displacement interpolation [34] introduced by matching pieces of positive or negative slope. An automatic velocity termination for the below discussed shifted POD was reported recently [24]. A formally different approach is basis propagation by Lax-pair to create time dependent bases [13].

A more automatic creation of reduced order models is obtained by the use of neural networks, where the transports are not explicitly handled, but one relies on the general approximation strength of the nonlinear approach. This can deliver very good reductions for the price of a reduced structural insight [19, 23].

In this report multiple transports, $N > 1$ in 2, are considered. The central point is how to find, from given data q^w , a combination of q_k which can be approximated by few modes. This is also addressed in [31], by the author and co-workers, as well as by [35]. Both methods use transformations for multiple transports to align the transported quantities and reduce these with a truncated SVD. The first method, the shifted POD, uses an iterative procedure to attribute components of the data to the velocity frame, where it gives lowest rank and finds, for the tested simple hyperbolic examples ($q_k(x, t) \equiv r(x)$), the expected representation by one dyadic pair per transport frame. In contrast, the second method uses a simple greedy approach, where a component associated with one frame cannot be re-attributed to a different, hindering a perfect decomposition. While the shifted POD works well for the considered cases [31], the

given algorithm is difficult to analyze and the defining properties of determined decomposition are unclear.

In this work, we (I) reformulate the decomposition, i.e., finding suitable q_k , as an optimization problem based on the singular values in the different co-moving frames. This not only allows to use various methods of optimization, but (II) provides a better mathematical access to analyze and characterize the obtained results. We also seek to (III) reduce non-uniqueness, which was observed in [31]. Further, we (IV) introduce a simple and flexible boundary treatment. As in the previous method [31], we (V) demand the method to be purely data-based, since this promises a wide application area. We especially refrain from using special properties like hyperbolicity of the governing equation. First results of this approach were presented in [32]. We focus on the decomposition, while the construction of a dynamical reduced-order model on this base is not within the scope of this report. It is discussed for scalar laws e.g. in [36] and for multiple transports in [4], see also [19].

In [39], the shifted POD decomposition was already formulated as an optimization, which is, in contrast to the here proposed, based on the residuum of the approximation and not on the singular values. The methods are compared in sec. 7.

The paper is organized as follows: In section 2 the optimization is formulated and the gradient of the objective functions is derived. Uniqueness of the decompositions is discussed in sec. 3. The method is tested on generic examples in sec. 4. A generic treatment of boundaries is given in sec. 5. Sec. 6 discusses the resulting decomposition method and in sec. 7 the connection with the former formulations of the shifted POD is given. In sec. 8, the method is applied to a reactive flow case, showing a deflagration to detonation transition. Finally, we conclude and summarize in sec. 9.

2 Decomposition as an Optimization Problem

We aim for a decomposition of a field $q(x, t)$ into multiple transported quantities $q^k(x, t)$, assuming the field q can be approximated by a structure like (2). For transport dominated phenomena, q^k are expected to have a more rapid singular value decay compared with q . A discrete setting $(q)_{i,j} := q(x_i, t_j)$, $q \in \mathbb{R}^{m,n}$ is always assumed, as typically only discrete values from simulation or measurement are available. Thus, we seek an representation of the form

$$q = \sum_{k=1}^N T^{\Delta^k} [q^k], \quad (3)$$

with the transformation operator as a discrete approximation of the translation operation $T^{\Delta^k} : f(x, t) \rightarrow f(x + \Delta^k(t), t)$. $T^{\Delta^k}[\cdot]$ maps data from the N co-moving frames to the reference frame of the original data, called lab frame. The form (3) accommodates problems like (2) with a time dependent shift $\Delta_j^k = \Delta^k(t_j)$ presenting the location of the moving structures, $\Delta^k(t_j) = c_k t_j$ for the

special case of constant transport velocities. In this report we make use of the linearity of the transformation $T^{\Delta^k}[\cdot]$ in its argument q^k , while it is nonlinear in Δ_j^k , since q^k approximates a nonlinear function $q^k(\cdot, t)$, in general. Further, the existence of an inverse $T^{-\Delta^k}T^{\Delta^k} = T^{\Delta^k}T^{-\Delta^k} = \mathbf{1}$ and orthogonality of T^{Δ^k} is assumed. These assumptions allow to replace a constrained by an unconstrained optimization, see sec. 2.2.

The translation is implemented by a Lagrange interpolation (based on a fixed number of neighboring points) at the location shifted by Δ_j^k . Since shifting builds on an interpolation, the transformation with negative shift might only approximate the inverse operation, as values at neighboring points are included in $T^{-\Delta^k}[T^{\Delta^k}[\cdot]]$.

The relevance of (3) is that it allows to find a good approximation with smaller number of modes compared with (1) for phenomena with multiple transports. Wave like phenomena typically change slowly in the co-moving frame, so that q^k has in this case a much more rapid singular value decay than q . Thereby, the residuum

$$R = q - \tilde{q} \quad (4)$$

is expected to be smaller for the approximation $\tilde{q} = \sum_{k=1}^N T^{\Delta^k}[\tilde{q}^k]$ with $\tilde{q}^k = \sum_{l=1}^{r_k} \phi_l^k \otimes \alpha_l^k$, compared with the form (1) with the same total number of modes. If the transports Δ^k are known or can be deduced from data, the decomposition of the matrix q into matrices q^k remains as the crucial step for a good reduction.

2.1 The Objective Function

Finding the decomposition (3), i.e., finding appropriate q^k can be approached in different ways. One can try to identify structures which can be represented well in the different co-moving frames by reducing transformed data, as done in [31]. Or one can directly optimize the norm of the residuum (4), this approach was taken in [39].

Alternatively one can define an arbitrary decomposition of $q \in \mathbb{R}^{m,n}$ into multiple co-moving frames with values $q^k \in \mathbb{R}^{m,n}$ by using (3) as a constraint. This ensures that the combination of the data of the co-moving frames q^k yields the original data. For any given decomposition, one can try to measure by an appropriate expression the low rank approximation quality by the singular value decay of q^k . Optimizing such an expression, or objective function, by varying the data q^k identifies the desired decomposition.

To introduce a possible objective function for a given set of q^k , the singular value decomposition $q^k = U^k S^k (V^k)^T$ is used, with the orthogonal matrices $U^k \in \mathbb{R}^{m,d}$ and $V^k \in \mathbb{R}^{n,d}$ and the diagonal matrix $S^k \in \mathbb{R}^{d,d}$ containing the singular values $\text{diag}(S^k) = s_1^k, s_2^k, \dots, s_d^k$ in descending order. Here, $d = \min(m, n)$ is the maximal rank of the matrix. We define the objective function

as

$$J_2 = \sum_{k=1}^N \underbrace{\left(1 - \left(\sum_{l=1}^{r_k} (s_l^k)^2\right)/n_k^2\right)}_{=J_2^k}, \quad (5)$$

with the Frobenius norm $n_k = \|q^k\|_F$. Since the Frobenius norm $n_k = \|q^k\|_F = \sqrt{\sum_{i,j} (q_{ij}^k)^2}$ satisfies $n_k^2 = \sum_l (s_l^k)^2$ and $s_l^k \geq 0$, it follows that $n_k^2 \geq \sum_{l=1}^{r_k} (s_l^k)^2$, so that $J_2 \geq 0$ for any values $r_k \leq d$. If the matrices q^k are of rank r_k , the sum of squares leading singular value equals the square of the norm and each term J_2^k vanishes. In this case, J_2 attains its minimum zero. Minimizing (5) respecting the constraint (3), equals optimizing towards a decomposition into multiple matrices of rank r_k .

This objective function is not the only possible way to measure the singular value decay. An alternative is to build on the sum of the singular values, which is in analogy to the l_1 vector norm, which is used to obtain sparse approximations:

$$J_1 = \sum_{k=1}^N \left(\sum_{l=1}^d s_l^k \right) = \sum_{k=1}^N \|q^k\|_* \quad (6)$$

This 1-norm of the singular values is called the Schatten 1-Norm $\|\cdot\|_*$ or nuclear norm or Ky-Fan norm. It was already noted by [11] that this serves as a heuristic rank minimization.

The objective function J_1 can be rewritten as the Schatten-1-norm of a single matrix by defining a block matrix Q composed from the matrices of the co-moving frames:

$$J_1 = \|Q\|_* = \left\| \begin{array}{cccc} q^1 & & & \\ & q^2 & & \\ & & \ddots & \\ & & & q^N \end{array} \right\|_* \quad (7)$$

The last frame can be defined as $q^N = T^{-\Delta^N} \left(q - \sum_{k=1}^{N-1} T^{\Delta^k} [q^k] \right)$ to include the constraint (3), while all other q^k are arbitrary.

By rewriting J_1 as the norm of a single matrix, the decomposition problem is reduced to the known problem of Schatten-1 optimization [11]. Thereby, it is known that $\min_Q J_1$ is convex if the set of all Q is convex. Since the matrices q^k , $k = 1, \dots, N-1$ are arbitrary and q^N is created from an affine map this is fulfilled. However, it is not strictly convex so that the minimum is not unique, but every minimum is a global minimum.¹

¹ Remark: For Schatten-1-norm optimizations, dedicated methods are available, see e.g. [22]. Application of those methods might offer methodological and practical benefits. Investigation of these methods is beyond the scope of this report, concerned with *finding* possible formulations of the decomposition problem.

The disadvantage of J_1 is that it inherently needs all singular values, which is unfeasible for (typical) large problems. To mitigate this, we estimate the remaining singular values if only the first r_k singular values are known. The total square sum of the remaining singular values in each frame can be calculated from the Frobenius norm

$$\sum_{l=r_k+1}^d (s_l^k)^2 = n_k^2 - \sum_{l=1}^{r_k} (s_l^k)^2 = n_k^2 J_2^k =: \bar{J}_2^k. \quad (8)$$

The upper estimate for J_1 is obtained for an equal distribution of \bar{J}_2^k over all remaining singular values so that we approximate $\tilde{s}_l^k = \sqrt{\bar{J}_2^k / (d - r)}$ for $l > r$, yielding

$$J_{1,2} = \sum_{k=1}^N \left(\sum_{l=1}^{r_k} s_l^k + \sqrt{(d-r)} \sqrt{\bar{J}_2^k} \right) \quad (9)$$

The second term \bar{J}_2^k equals up to a factor n_k^2 the components J_2^k of the objective function (5). This suggests an alternative objective function

$$\bar{J}_2 = \sum_{k=1}^N \left(n_k^2 - \sum_{l=1}^{r_k} (s_l^k)^2 \right) = \sum_{k=1}^N \bar{J}_2^k. \quad (10)$$

The difference between J_2 and \bar{J}_2 is discussed further in section 6.

2.2 Deriving the Gradient

For solving the optimization problem, gradient based methods are used in this work. The gradient is derived in two steps. First, the change of the objective function is evaluated per frame, second, the constraint (3) is incorporated.

To this end, consider an (infinitesimal) small perturbation of the matrix entries $q_{ij}^k \rightarrow q_{ij}^k + \delta q_{ij}^k$. For the Frobenius norm $n_k^2 = \sum_{i=1}^m \sum_{j=1}^n (q_{ij}^k)^2$ the variation directly yields

$$\frac{\partial(n_k^2)}{\partial q_{ij}^k} \delta q_{ij}^k = 2q_{ij}^k \delta q_{ij}^k. \quad (11)$$

Assuming the singular values to be simple, the change of the l^{th} singular value of $A = USV^T$ by $A \rightarrow A + \delta A$ is $u_l^T \delta A v_l = \delta s_l$, [41]. Choosing $A = q^k = U^k S^k (V^k)^T$ and $\delta A = \delta q^k$, we find $\delta s^k / \delta q_{ij}^k = (u_l^k \otimes v_l^k)_{ij}$. The change of (5) by perturbing q^k by δq^k is thereby found

$$\delta J_2^k = 2 \sum_{l=1}^{r_k} \left(-s_l^k \frac{(u_l^k \otimes v_l^k)_{ij}}{n_k^2} + \frac{(s_l^k)^2}{(n_k^2)^2} q_{ij}^k \right) \delta q_{ij}^k. \quad (12)$$

The constraint (3) can be incorporated by a simple consideration. A more formal derivation is found in appendix A. The variation in one frame implies

a variation in the lab frame $T^{\Delta^k}[\delta J_2^k/\delta q^k]$ which needs to be redistributed to keep the constraint (3) unaltered. Redistributing to all frames equally² yields

$$\frac{\delta J_2}{\delta q^k} = \frac{\delta J_2^k}{\delta q^k} - \frac{1}{N} T^{-\Delta^k} \left[\sum_{k'=1}^N T^{\Delta^{k'}} \left[\frac{\delta J_2^{k'}}{\delta q^{k'}} \right] \right]. \quad (13)$$

Any linear combination of gradients does not change the constraint 3, so that any gradient method which constructs a solution from a start value satisfying the constraint and the linear space spanned by the gradients is guaranteed to satisfy the constraint. Note, that the existence of an inverse is assumed in (13). Orthogonality is used in the formal proof of (13) in the appendix A.

Non-simple singular values were excluded in the derivation of (12). Associated with such singular values are (left and right) linear spaces, where any orthogonal basis vector set serves as singular vectors. If one assumes a double singular value, $s_{r_k}^k = s_{r_{k+1}}^k$, only the singular vectors associated with the 'first' singular value enters the gradient. This non-uniqueness cannot be uniquely lifted in an infinitesimal neighborhood, since the different small perturbations of the q^k field choose different singular vectors [41]. We conclude that if multiple singular values exist, r_k should be chosen to either include or exclude all multiple singular values (for this optimization step) by which a unique gradient is defined. However, using an ill-defined gradient during an intermediate step of an optimization might work without noticeable problems and no special measures were taken in the examples.

For J_1 the construction follows the same lines yielding a sub-gradient for each frame $J_1^k = \|q^k\|_*$,

$$\delta J_1^k = \sum_{l=1}^{\bar{d}} (u_l^k \otimes v_l^k)_{ij} \delta q_{ij}^k, \quad (14)$$

where, \bar{d} , is the number of non-zero singular values. For vanishing singular values J_1 is non-smooth, so that only a sub-gradient can be constructed. It is used with the same redistribution (13) to incorporate the constraint without any further ado.

3 Uniqueness of the Decomposition and Extensions

We now proceed to analyze two weaknesses of J_2 and \bar{J}_2 . If more modes per frame or more frames are admitted than necessary for a perfect decomposition, these extra degrees of freedom are not automatically zero. By this, an essential and in practice disadvantageous non-uniqueness is introduced. Both weaknesses

² The redistribution does not need to be equal for all frames to satisfy the constraint. By using non-equal distributions, families of gradients can be constructed, a freedom which might be beneficial for the optimization, but which is not used in this report.

are shared with the previous approaches [31, 39]. We will find that, here, the objective J_1 (6) has advantages.

Many modes per frame Consider first the limit $r_k \rightarrow d$ of J_2 (5), where $d = \min(m, n)$ is the maximal possible rank of the matrix $q \in \mathbb{R}^{m, n}$. If all singular values are summed, i.e., a full rank description is used in the co-moving frames, *any* decomposition yields $J_2 = 0$ and, therefore, no separation in co-moving structures is created. However, we have already argued that the functional J_1 (6) acts at concentrating the norm to large singular values. It needs, in its basic form, the full spectrum of singular values. It can therefore be used to define the limit $r_k \rightarrow d$.

A redundant frame A similar problem arises if more frames, a larger N , are used than needed for a low rank description. In practical applications the necessary number of frames might be unknown. Ideally, the matrix q^k of the frame k which is not needed becomes identical to zero. A simple example shows that this is in general not the case for J_2 , by considering the acoustic example (15) and adding a frame of zero velocity $\Delta(t) = 0$, i.e. the frame which corresponds to the standard POD. A simple sine wave in space and time is of rank one in this POD frame, which could be interpreted as the lowest mode of a vibrating string. If the time-frequency is chosen consistently with the transport velocity it can also be decomposed into two traveling structures, see [31] for a detailed example. Thus, the standing wave can be compensated by extra terms in the moving frames so that the extra frame induces a non-trivial family of rank one solutions, including a zero field in the POD frame. Indeed, practical tests usually yield such structures in extra frames, if admitted.

We find that for our test cases the J_1 objective function removes such an extra structure, yet slowly. It was shown that can be rewritten as *one* Schatten-1-norm, $J_1 = |Q|_*$, see (7). The Schatten-1-norm was suggested as a heuristic method to reduce the rank [11]. If this heuristic works it implies that a redundant frame should be set to zero, since by this the rank of the block matrix Q containing the various frames q^k is reduced. Therefore, we expect that J_1 can remove redundant frames by driving the associated field to zero.

Additional Regularizations The objective function J_2 (5) can be improved by increasing the norm in each frame, by e.g. adding a constant value everywhere and compensate it by the other frames. This contradicts the intended purpose, but did rarely happen in numerical tests. In such a case, a simple regularization by penalizing some norm in each frame can mitigate this issue.

The spatial or temporal modes are not necessarily smooth. As an example consider two, equally shaped, crossing pulses with different signs. At the crossing moment they perfectly compensate, so that the time amplitude in each frame is arbitrary and in fact zero is typically produced by the optimization. While mathematically sound, for physical models a continuous behavior in amplitudes is often assumed. By adding a regularization penalizing, e.g. the second

derivative, this smoothness of the amplitude could be promoted, however this is not further investigated here.

4 First Examples

Now we illustrate the gradient and the optimization for some generic cases. While the method allows for non-constant velocities and changing wave forms, we first consider the case of two simple waves (2w as annotation) with constant transport velocities $c_{1,2} = \pm 1$

$$q_{ij}^{2w} = r_1(x_i - c_1 t_j) + r_2(x_i - c_2 t_j). \quad (15)$$

The discrete field size is $m = 100, n = 50$ in this section. The transported quantities $r_i(x)$, $i = 1, 2$, are Gaussian distributions around $L/4$ and $(3/4)L$ with $\sigma = 0.06 \cdot L$, where the system length is $L = 2\pi$. While apparently simple, it yields a slow convergence with the POD method [31] and the two waves also hinder the use of a single transformation. With introducing shifts $\Delta^k = t c_k$ and thereby $T^{\Delta^k}[r_k(x)] = r_k(x - c_k t)$, (15) can be exactly represented in the form (3) with rank one ($r_k = 1$) and constant time amplitudes α^k .

A method of convective decomposition should ideally find the structure from the data q^{2w} , which is a vertical line in the co-moving frame, evidently of rank one. As an initial guess the original data q is equally distributed over the two co-moving frames by transforming it to each frame by $T^{-\Delta^k}$ divided by two, see fig. (1), top left.

The gradient $(\delta J_2)/(\delta q^k)$ is shown in fig. 1, bottom middle and left. It suggests to increase the wave at rest in each reference frame (dark blue area) and to reduce the other wave (red). In the overlap region, little change is depicted. With an appropriate step size as the diagonal structures are removed and re-attributed to the respectively other frame. By this one gradient step yields already a reasonable decomposition with only small errors in the overlap region.

In spite of the high-dimensionality of the optimization, a simple steepest gradient method produces a (numerically) perfect decomposition after a few iterations, see fig. 1, left bottom. The necessary step size is estimated by doubling test steps until J_2 increases. The values of the last three steps determine a parabolic interpolation, which yields the step as its minimum. For this estimator J_2 has to be evaluated several times, and with this the expensive SVD. The latter can be avoided by calculating the change of the singular values by

$$\delta S = U^T \delta A V \quad (16)$$

where δA is the change of the scaled gradient. Evaluating J_2 on the base of this estimated singular values is much cheaper. It yields a slower convergence (fig. 1, bottom left), but the overall cost to reach a certain quality were found to be cheaper for the cases studied in this report. For this example, the step

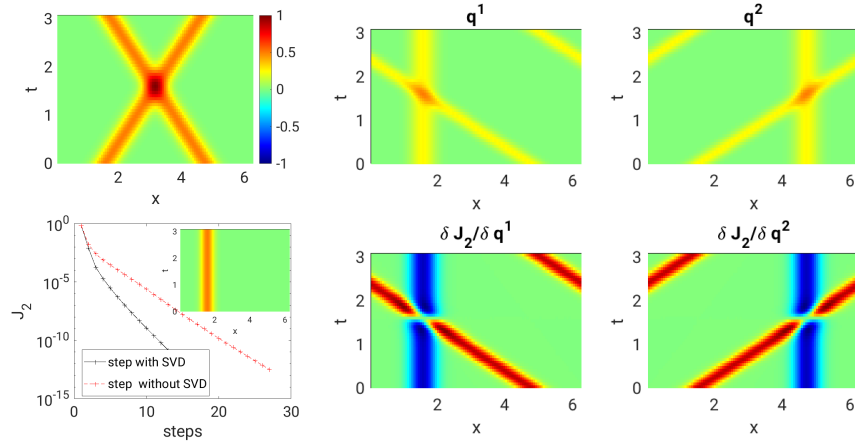


Figure 1: Top left: A generic case of two crossing waves in the space-time diagram, as the sum of two simple waves (15). Bottom left: The convergence of a steepest descent method for different step estimators and the final result for the first frame, evidently of rank one. Top middle and right: The initial matrices in the two frames is the (shifted) equal distribution of the given data $q_k = T^{-\Delta^k} [q^{2w}]/2$ $k = 1, 2$. The final decomposition of the test data q^{2w} based on J_2 with $r_k = 1$ finds the expected simple standing pulse in each frame (left, middle). Bottom middle and right: The gradient of the objective function J_2 (5) for the initial guess suggests to strengthen the vertical structure and remove the diagonal to improve the rank one approximation, see text.

size estimation with exact singular values needs about three times as many SVD evaluations.

To test the objective function with higher ranks $r_k > 1$ we consider the test function

$$\begin{aligned} q^{2\text{wd}}(x_i, t_j) = & p_1(x_i - c_+ t_j) + t_j \mu d_1(x_i - c_+ t_j) \\ & + p_2(x_i - c_- t_j) + t_j \mu d_2(x_i - c_- t_j) \end{aligned} \quad (17)$$

where $p_\alpha(x) = \frac{1}{2} \exp\left(-\frac{(x-x_\alpha)^2}{\sigma^2}\right)$, $d_\alpha(x) = \partial_x^2 p_\alpha(x)$ and $c_\pm = \pm 1$, $x_1 = L/4$, $x_1 = 3L/4$. The term proportional to μ mimics a diffusion with a diffusion constant μ . The data can be described by two modes in the two frames used before.

It turns out that the convergence rate of a steepest decent method is strongly reduced. This can be improved by starting with one mode in (5), $r_k = 1$ and increasing r_k when the value of J_2 saturates. Instead, one can use a more sophisticated optimization method, which will be done in the following. Here, we use the BFGS method implemented in the MATLAB package HANSO described in [21]. The rank two description $r_k = 2$ found by this is shown together with the convergence in fig. 2.

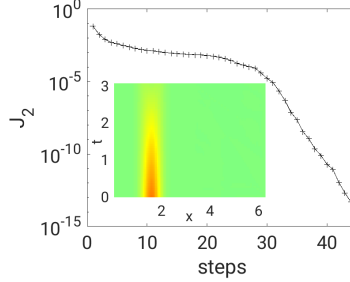


Figure 2: The final decomposition of the test data q^{w2d} with the objective functional J_2 using two modes in each frame ($r_k = 2$). The expected decaying structure of rank two is found in each frame. The convergence of the BFGS method is shown in the inset.

Next, the performance of the J_1 objective function (6) is investigated for the test case 15. The gradient is shown in fig. 3. Again the data q^{g1} is equally distributed over both frames. The gradient resembles the one of the J_2 functional but the structures are smaller and a high frequency jitter is visible. This first gradient cannot remove but only reduce the diagonal structures in the first step, which is reflected in a much worse convergence of the BFGS, see fig. 3, right, where $\sum(\tilde{q}_{ij} - q_{ij})^2 / \sum(q_{ij})^2$ is plotted, with \tilde{q} constructed by (3) with one mode in each frame.

Beside the slower convergence, the J_1 function has, as noted before, the disadvantage to demand all singular values. To overcome this, the modified

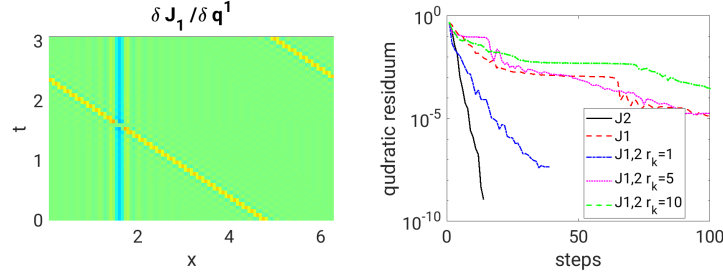


Figure 3: Left: The gradient of the objective function J_1 (6) for a equally split data $q_k = T^{-\Delta^k}[q^{2w}]/2$. Right: The convergence of the J_1 and it approximations with a lower number of singular values (9) comparison to the J_2 functional.

objective function (9) was derived. The convergence varies strongly for different numbers of singular values, $r = 1, 5, 10$. For one singular value it is close to the rate of J_2 which is, due to its similarity, not surprising. This suggests that adopting r_k is a strategy to use J_1 with an improved convergence.

5 Boundary Treatment

The shift operation implies that areas from outside the original or available domain are mapped inside. These unknown values have to be filled in some sensibly manner. Extending the data by a constant induces, in general, jumps at the boundary which are harmful for a low rank description. The derived formulation naturally extends to a boundary treatment, which results in an implicit extrapolation for values outside the original domain.

To handle boundaries we extend the original domain Ω to $\bar{\Omega} = \Omega \cup \Omega^{\text{ext}}$, in order to be big enough to hold all values that are mapped into the original domain by the shift operations, i.e. the spatial domain is extended by the maximal occurring shifts. The values are initialized by a constant, which is in principle arbitrary. In this work, we use typical values for all variables like the atmospheric pressure for pressures or use a constant extrapolation, to give a good starting point for the optimization. The boundary is treated simply by relaxing the restriction (3) to

$$wq = w \sum_{k=1}^N T^{\Delta^k}[q^k], \quad (18)$$

where w are weights defined by

$$w = \begin{cases} 1 & \text{in } \Omega \\ 0 & \text{in } \Omega^{\text{ext}} \end{cases} . \quad (19)$$

By this, the decomposition restriction is enforced only in the original domain and the redistribution of the gradient (13) applies only inside the original domain.

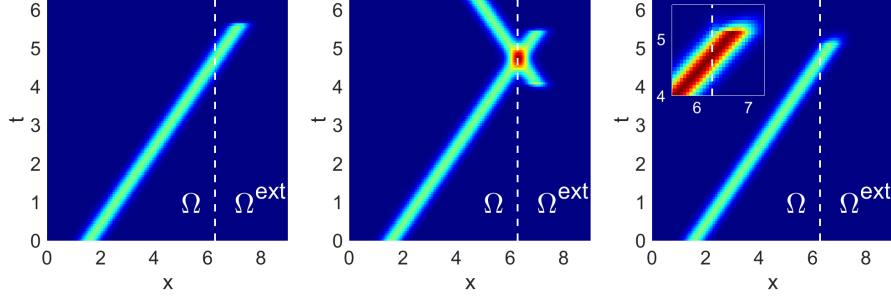


Figure 4: Left: A simple wave leaving the domain, domain boundary marked by the broken line. The values left of it are prescribed, the values right of it are constructed by the boundary treatment. Middle: A reflected wave. Here, the outgoing and the ingoing waves are implied by demanding low rank in each co-moving frame. Right: The boundary extrapolation by the J_1 objective deviates slightly from rank one, visible in the detailed view in the inset, as an asymmetry of the extrapolated pulse at the boundary. Color values scaled between 0 to 1, and 0 to 1/2 in the inset respectively.

Values in Ω^{ext} , outside the original domain, can be modified to improve a low rank approximation.

To evaluate this procedure, consider the simple example of a wave leaving the domain. The wave is Gaussian with $\sigma = 0.06L$ with a domain length $L = 2\pi$. We use the objective function J_2 with only one frame with the correct wave velocity of one. The domain extension was initialized by zero. The cut at the original domain boundary increases the rank in the co-moving frame, since this cut creates a diagonal structure in the co-moving frame. It is obvious that extrapolating the solution along the transport in the extended domain allows to produce a rank one structure. We find that this solution is indeed created, yet the extension has only finite length. As the Gaussian pulse decreases exponentially away from its center, the gain from extending the wave further into Ω^{ext} becomes very small, so that it is numerically a valid result.

The previous example is extended by a second wave crossing at the boundary, which corresponds to a wave reflection, see fig. 4, middle. Two frames with the corresponding velocities are used. Again, the extended domain is filled with zeros. The desired extension of each wave is found. It is noteworthy that this is structurally the boundary treatment by a mirror pulse in the acoustic theory.

If we allow the two frames with velocities 1 and -1 for the simple, leaving wave, we again face non-uniqueness, which can be treated by a simple regularization if it poses a problem for the subsequent application. Here for example, adding the 2-norm to the objective with a factor of $\epsilon = 10^{-4}$ on all frames reduces the norm of the unneeded frame to 1/100 of the other frame after 200 BFGS steps.

The same strategy works in principle also for the J_1 functional. We find, however, a small, hardly visible kink at the boundary, see fig. 4, right, which

presumably originates from a competition between a quick singular value decay on the one hand and a small total norm on the other hand; increasing the norm of the frame is in the J_1 in contrast to J_2 penalized and leads to more zeros in the modes. However, we find a factor of roughly 100 between the leading and the second singular value so that in practice both objective functions, J_1 and J_2 yield a satisfactory boundary treatment.

6 Investigation of the Decomposition

In the following we analyze the gradient and the optimization based on this. The gradient of J_2 per frame, without incorporating the constraint (3) is given by (12). By factoring $1/n_k^2$ in (5) the gradient can be rewritten as

$$\frac{\delta J_2^k}{\delta q_{ij}^k} = 2 \left(q_{ij}^k - \sum_l^{r_k} s_l^k (u_l^k \otimes v_l^k)_{ij} \right) \frac{1}{n_k^2} + 2 \left(n_k^2 - \sum_l^{r_k} (s_l^k)^2 \right) \frac{-q_{ij}^k}{(n_k^2)^2}. \quad (20)$$

The first term is essentially the residuum of the truncated SVD

$$R^k = q^k - \sum_l^{r_k} s_l^k (u_l^k \otimes v_l^k)_{ij} \quad (21)$$

in each frame, which combines for all frames to the total residuum. It simply states that it is advantageous to remove the residual part - the part not described by the rank r_k approximation - to improve the objective function. The modified gradient (13), which is constructed to respect the decomposition constraint (3), redistributes all residua over all frames.

The second term originates from the variation of the norm, so that the gradient produces the values q_{ij}^k as a factor in each frame. Decreasing the norm in one frame without changing the singular values reduces the respective term in the objective function, so that it can reduce the total objective function as long as the increase in other parts is not overcompensating it. A change of the objective function by redistributing the residuum is not helpful for finding a low rank decomposition and is therefore collateral to the intention.

This form of the gradient yields a simple picture of the decomposition procedure. The goal is to capture as much as possible by the admitted number the singular vectors. The residuum in each frame is the part which is likely attributed to the wrong frame, as it might be possible included in singular vectors in another frame. Changing along the gradient, which is constructed from the residuum of all other frames, adds this parts to the other frames. If there is an overlap of this gradient or residuum with the singular vectors of a frame, the singular values can be increased, improving the objective function. This allows to re-attribute parts to other frames. Thus, the singular values are increased if there is an overlap. For a finite step the singular vectors are also modified. The step estimator used in the section 4 makes this interpretation explicit as the overlap of this residuum with the resolved (low rank) part in each frame is calculated.

The same interpretation holds for \bar{J}_2 , eqn. 10. Here the gradient is simply $\delta J_2^k / \delta q_{ij}^k = 2R^k$ and a pure relocation of the residuum between frames has less effect on the value of the objective function. This seems favorable in principle, however, in numerical examples little difference was observed between J_2 and \bar{J}_2 .

The sub-gradient of the J_1 functional (14) is simply the sum over all singular modes without the singular values. By this, the modes with small singular values are over-represented, so that using this as a gradient reduces these trailing modes strongest. This explains the way in which the separation is archived. But since the gradient also contains the desired low rank part, it is less specific in separating the desired and undesired parts, explaining its poorer performance for simple gradient based methods.

7 Comparison with Former Formulations

The connection with the two previous formulations, the shift&reduce-method [31] and the residuum minimization method [39], are now discussed.

The shift&reduce-method builds on a shift of the data aligning with each co-moving frame, which is followed by a low rank approximation by truncating an SVD

$$P_{r_k} T^{-\Delta^k} [q(x, t)], \quad (22)$$

where P_r is a projector replacing a matrix by a low rank approximation by a truncated SVD with the leading r singular values. It is acting as an effective filter for the structure, which is moving with the according frame, since a transported structure changes, if at all, slowly in the co-moving frame and can be described well by the leading (few) modes. In contrast, structures moving relative to the frame are distributed over many modes and conversely have little weight in the first modes. Thus, the reduction in the co-moving frame is likely to be dominated by the desired structure. The interference by the other velocity component causes a pollution, for which an iterative cleaning procedure was developed, where again, the shifted&reduced method is used on the residuum to identify possible corrections, see [31] for details.

This can be compared with the J_2 or \bar{J}_2 optimization. Initially distributing q equally over the frames is followed by calculating the leading singular values. The residuum R^k , (21), is the essential part of the gradient. Instead of doing a shift&reduce of the residuum, which was observed to become less effective with each step as the co-moving structures become less and less pronounced in the residuum, it here acts as a gradient. Due to the constraint (3), the residuum is redistributed over all frames (13). In a simple descent method, the gradient is added to the already identified low rank structure in order to increase the leading singular values. The last point is evident from the step estimator which builds on the overlap of the gradient with the identified structure by setting $\delta A \sim \delta J_2 / \delta q^k$ in (16). Calculating the overlap with the dominant structures

helps to identify parts which are beneficial in this frame, which explains its quick convergence for simple cases. Further, enforcing the constraint in the gradient avoids double accounting of structures, which are well represented in all frames, e.g. points in space time, which was a core problem in the report [31].

The residuum was the target of the optimization in the second method [39]. The objective function \bar{J}_2 (10) can be used to bound residuum³

$$R = q - \tilde{q} = \sum_{k=1}^N T^{\Delta^k} [q^k - \tilde{q}^k] , \quad (23)$$

where (3) is used and the abbreviation $\tilde{q}^k = \sum_{l=1}^{r_k} u_l^k s_l^k (v_l^k)^T$ for the low rank approximation in each frame. It follows for the Frobenius norm

$$\begin{aligned} \|R\|_F &= \left\| \sum_{k=1}^N T^{\Delta^k} [q^k - \tilde{q}^k] \right\|_F \leq \sum_{k=1}^N \|T^{\Delta^k} [q^k - \tilde{q}^k]\|_F \\ &= \sum_{k=1}^N \|q^k - \tilde{q}^k\|_F = \sum_{k=1}^N \left(n_k^2 - \sum_{l=1}^{r_k} (s_l^k)^2 \right) = \bar{J}_2 \end{aligned} \quad (24)$$

The linearity of the shift operator was exploited and the conservation of the Frobenius norm, which is valid for the (non-constant) shear transformations in space-time used here. Rotations in space-time would also be admissible. By this, we have basically the same optimization target as in the formulation of [39], without directly enforcing a dyadic structure by using the entries of the dyadic pairs as optimization parameters as it is done there. In contrast J_2 cannot be used to bound the residuum, as the principally arbitrary norm of each frame rescales the residuum of terms in (5). If the norms are bound, as found in practice, a similar estimate can be derived.

Since we do not have uniqueness of the solution for any of the methods we cannot guarantee that the final solutions are identical. However, if the data can exactly be decomposed into low rank parts $r_k \geq \text{rank}(q^k)$, the objective functions J_2 or \bar{J}_2 attain the minimal possible value zero. At the same time the residuum (4) is zero. This is a fixed point of the shift&reduce algorithm and the goal of the residuum minimization so that such a decomposition is a solution for all these methods. It is, however, not clear if the shift&reduce algorithm is always able to reach this fixed point, as the convergence properties remained obscure in [31], despite its ability to find known decompositions in the considered cases.

The comparison with J_1 is more involved as it removes some non-uniqueness as discussed in the next section and, further, the rank minimization property is heuristic so that not always the minimal rank might be obtained, as seen in section 5.

³I am indebted to Philipp Schulze for pointing this out.

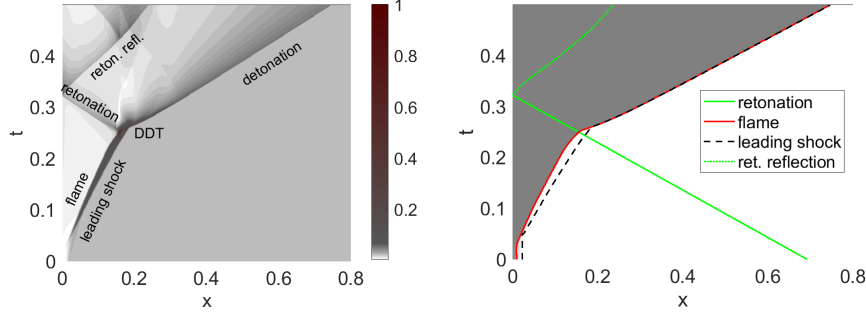


Figure 5: Left: The density field in space and time of the pulse detonation combustor shows a rich combination of transport phenomena. Close to $x = 0$ a flame is ignited, which propagates and pushes like a piston creating a leading shock wave. Close to $x = 0.2$ the flame changes to a detonation wave marked with DDT. This event is accompanied by a high pressure peak creating a backwards traveling retonation wave which is reflected multiple times. The peak at the DDT event is larger than the other processes by a factor of 10. Right: The fraction of the reactant showing a burned ($Y = 1$, gray) and unburned part ($Y = 0$, white). The flame front can be determined by $Y = 0.5$. The shock wave, found by a pressure threshold, merges the flame front after the DDT. The retonation wave location and its reflection are determined by inspection.

8 Application Example

In this section, we apply the developed method to the numerical description of a pulse combustion chamber derived by data assimilation. The experiment and assimilation is presented in detail in [14]. The situation is characterized by multiple transports with sharp fronts, including transitional behavior hindering a composition into steady state solutions of the individual phenomena. This data was not tailored for the discussed method, but is a real world example from engineering research. This application area is the original motivation of this method development, since the multiple sharp transports impede the use of classical mode based decompositions. The same configuration was investigated in [39] by the earlier mentioned residuum-based decomposition technique.

The original data is shown in figure 5. It shows a traveling flame (deflagration) which has, due to the thermal expansion, a piston-like effect and thereby creates a shock wave with increasing strength. At a certain point, a detonation wave is created from this flame, which is called a deflagration to detonation transition (DDT). First, this detonation has an increased detonation speed (overdriven detonation), which is then continuously reduced to a steady state detonation (CJ velocity). A high pressure peak accompanies the DDT, also creating a backwards traveling shock called the retonation wave. This retonation wave is reflected at the left wall boundary. A varying cross-section of the combustion chamber, not depicted here, creates internal reflections at $x \approx 0.2$.

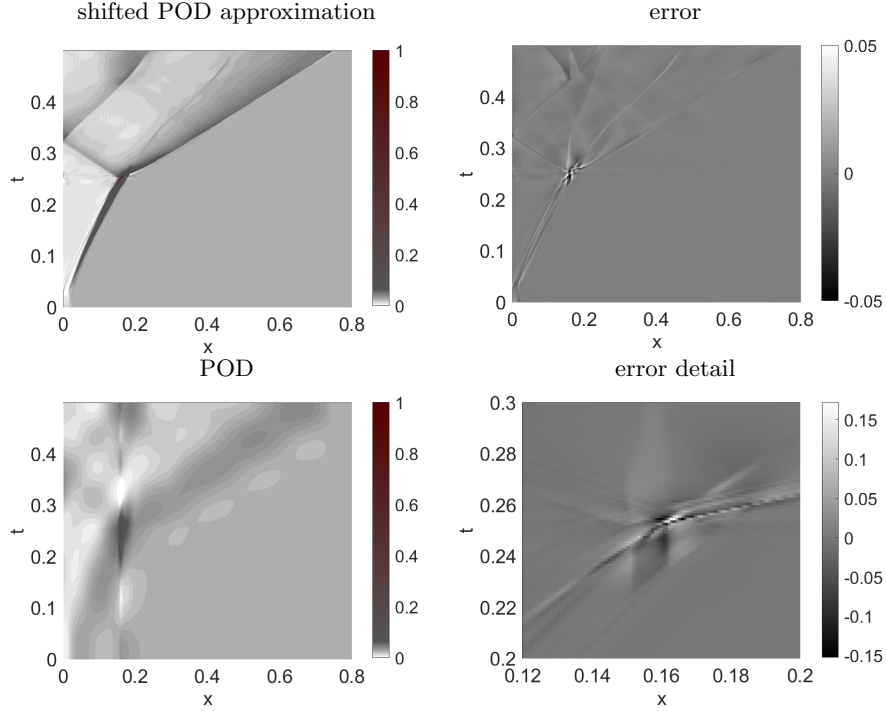


Figure 6: Top left: The approximation of the density by the shifted POD with seven modes shows a good agreement with the original data. Top right: The difference with the original data, (color-scale restricted) shows differences for the DDT event, the flanks of the described waves and some missing small, extra reflections. An additional wave is created parallel to the retonation reflection. Bottom left: Details of the difference close to the DDT event show the highest derivation. Bottom right: The POD with seven modes performs poorly.

The complexity challenges any data based decomposition approach. The data contains four variables: the density ρ , the momentum density ρu (density weighted velocity), the pressure p and the fraction of the reactant Y , varying from 1 (unburned) to 0 (burned), see fig. 5, right. Each field is rescaled so that the maximum value is one, avoiding a units-dependent bias. All fields but Y reached the maximum at the DDT location, where this peak excels all other structures by a factor of 10. The resolution is 1024 points in space and 500 points in time.

The velocity of the transported quantities is easily detected with the help of sharp structures. This is done by peak search or threshold value search, whatever was found to give results matching visual inspection. Recently, an automatic velocity termination for the shifted POD was reported [24]. Here, four velocity components are considered most important, shown in fig. 5, right: (1) The flame or reaction front, as given by threshold of $Y = 0.5$. (2) The shock

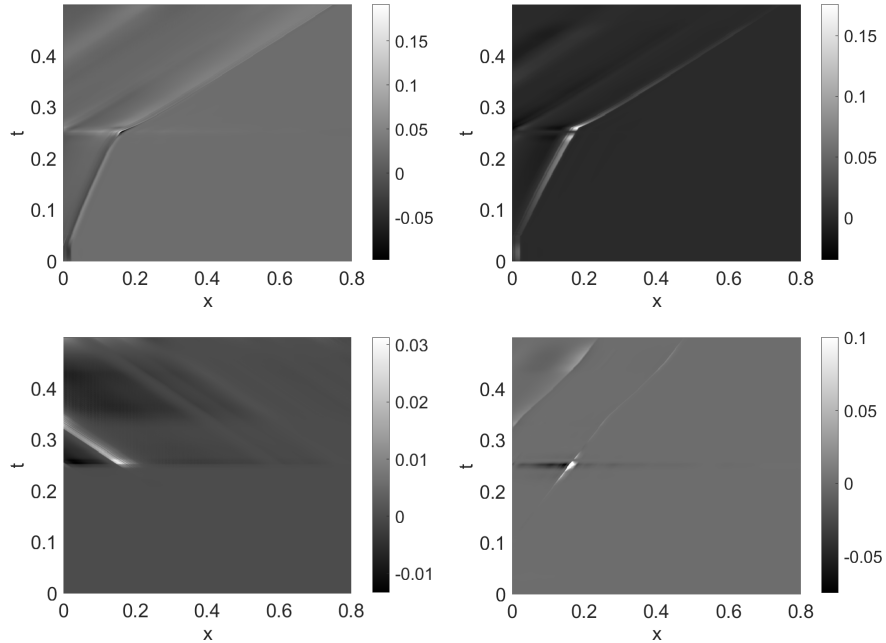


Figure 7: The decomposition into the different frames, transformed to laboratory frame, density shown. While the flame (top left), the leading shock (top right) and the retonation wave (bottom left) show the expected structure, the reflected retonation wave contributes strongly to the DDT peak (bottom right). The color scale has to be restricted to make the reflected wave visible. This is due to an approximative coincidence in the velocity of the reflected wave and the DDT event.

wave created by this rapid expanding burning gas, combining after the DDT with the flame to a detonation wave. The DDT event is associated with a very strong and narrow pressure peak creating a backward traveling shock wave called the retonation wave (3). Its reflection (4) is also included in the decomposition approach. Secondary reflections of it close to $x = 0.2$ and $t \approx 0.45\text{ms}$ are created by the carrying cross section of the combustion chamber (not depicted) and are not explicitly treated.

The decomposition based on J_2 is done with four modes for the flame, and one for each of the other frames, in total 7 modes. To improve and accelerate the decomposition, at first only the flame-frame with one mode is permitted, so that the jump in Y is directly attributed to this frame. This approximation is used to start a decomposition with three modes for the flame and one in all others, which again serves as a base with the finale number of modes. The BFGS method, in the implementation [21], is allowed to optimize for 50 steps using 25 modes to approximate the Hessian.

The final approximation is shown in fig. 6, top left. The main features are well represented with a relative error in Frobenius norm of 0.44%. The difference to the original data is shown in fig. 6, top right. Here, the color range is restricted to reveal fine structures. The largest errors are close to the DDT location, presented in the zoom in fig. 6, bottom right, which shows that the approximation fails to fully represent the maximal values there. It can be seen that the above mentioned reflections of the reflected retonation wave close to $x = 0.2$ are missing. Further an additional fine structure emerges from the DDT location parallel to the reflected retonation wave.

While not perfect, the qualitative and quantitative improvement is shown by a comparison with the POD, also with seven modes, see fig. 6 left bottom. The POD description has a much higher L_2 error of 10.24% and, what is considered to be more important, hardly shows any features of the flow dynamics.

It is informative to investigate the individual co-moving frames, transformed into the lab frame for better inspection. The flame frame has its main features along the flame, as expected, see fig. 7, top left. Some structures parallel to it in the top part, are visible, and a horizontal line of higher values at the time of the DDT event. The shock frame, top right, looks similar, but with reduced values at times close to the DDT event. The retonation wave depicts mainly the desired retonation wave, bottom left. The reflected retonation wave does not only show the desired wave, but it has an even much stronger contribution at the DDT location. By coincidence, the velocity of this wave is very similar to the DDT event so that from a pure decomposition perspective it is profitable to use the same frame to describe it. Here, due to a very similar velocity, the velocity criterion is not sufficient for a separation of physically different features. In a practical application one could add constraints, as zero weight before the reflection event, but we refrain here from doing so. The different horizontal lines visible close to the DDT event cancel, so that the original data is well represented. It is difficult to determine whether this is optimal for the given data and modes, or if this is due to a not fully converged solution. However, this very high and narrow DDT peak was found to be challenging. It is so narrow that the data on this resolution is non-smooth, so that the interpolation-based shift operation (here linear between the next points) has severe limitations in this region. The same holds true for the sharp gradients at the shocks. This technical difficulties currently hinder a further improvement, but in light of the improvements over the POD, the result is satisfactory for this complex example.

9 Conclusion

A new way to derive low rank approximation for transport phenomena was presented. It is designed for configurations where multiple transports with different, possibly non-constant transport speeds, are relevant. It builds on decomposing the original data into several frames, where for each the transport is compensated by a mapping compensating the transport. Each of these partial data can thereby be low rank, even if no low rank description for the original data is

possible.

The method builds on the same decomposition concept as previous works, the the shift&reduce shifted POD [31] and residuum based shifted POD [39]. It is, in contrast, formulated in terms of a singular values based objective functions, yielding a transparent mathematical interpretation. It contains a generic boundary treatment which produces an extrapolation of the values of the available domain outside the boundaries. Different possible objective functions are proposed and discussed. Namely, the functionals J_2 (5) and \bar{J}_2 (10) built on comparing a truncated 2-norm of the singular values with the Frobenius norm. They differ in the weighting of the contribution per frame by the Frobenius norm associated with this frame. In contrast, J_1 (6) builds on the sum of the singular values, the Schatten-1-norm. J_1 can be recast in a single Schatten-1-norm (7), which connects the problem to existing literature. The estimation of J_1 by a small number of singular values (9) yields a functional closely connected to \bar{J}_2 , so that minimizing \bar{J}_2 for a small number of singular values in tendency improves J_1 alike. Moreover \bar{J}_2 confines the residuum of a low rank description (24) and thereby connects the formulation introduced here to the two existing methods for the shifted POD.

Numerical tests underpin an efficient numerical performance for generic and applied cases. Here, J_2 or \bar{J}_2 was found to converge in examples much faster than J_1 . This is however a preliminary finding as the special properties of J_1 as a Schatten-1-norm optimization were not exploited, i.e., no dedicated methods were utilized.

Acknowledgments

I thank Philipp Schulze, Philipp Krah and Volker Mehrmann for valuable discussions.

Funding

Funded by the Deutsche Forschungsgemeinschaft (DFG, German Research Foundation) - Projektnummer 200291049 - SFB 1029

A Formal calculation of the gradient

To incorporate the constraint (3), an auxiliary fields $\bar{q}^k(x, t)$ without this constraint can be defined. A projection

$$q^k = \bar{q}^k + \frac{1}{N} T^{-\Delta^k} \left[q - \sum_{k'=1}^N T^{\Delta_{k'}} \bar{q}^{k'} \right] \quad (25)$$

is introduced to handle the constraint. In the numerical implementation, the fields \bar{q}^k are used to allow an unconstrained optimization, and calculates q^k at

the end. Since q^k is a subset of \bar{q}^k this does not reduce the set of solutions. Linearizing this produces

$$\begin{aligned}\delta q^k &= \delta \bar{q}^k - \frac{1}{N} T^{-\Delta^k} \sum_{k'=1}^N T^{\Delta_{k'}} \delta \bar{q}^{k'} \\ &= \sum_{k'=1}^N \underbrace{\left(\delta_{k,k'} - \frac{1}{N} T^{-\Delta^k} T^{\Delta_{k'}} \right)}_{=A^{k'k}} \delta \bar{q}^{k'}.\end{aligned}\quad (26)$$

It yields the linear connection between $\delta \bar{q}_{\mathbf{i}'}^{k'} = \sum_{k,\mathbf{m}} A_{\mathbf{m}',\mathbf{m}}^{k',k} \delta q_{\mathbf{m}}^k$, where the space-time index $\mathbf{m} = (i, n)$ was introduced. This can simply be used with (12) to provide

$$\frac{\delta J_2}{\delta \bar{q}_{\mathbf{m}}^k} = \sum_{k',\mathbf{m}'} \frac{\delta \tilde{J}_r}{\delta q_{\mathbf{m}'}^{k'}} \frac{\partial q_{\mathbf{m}'}^{k'}}{\partial \bar{q}_{\mathbf{m}}^k} = \sum_{k',\mathbf{m}'} (A^T)_{\mathbf{m},\mathbf{m}'}^{k,k'} \frac{\delta J_2}{\delta q_{\mathbf{m}'}^{k'}} \quad (27)$$

or $(\delta J_2 / \delta \bar{q}) = A^T (\delta J_2 / \delta q)$. To calculate the transpose A^T we assume that the transformation is an orthogonal matrix (and that $T^{-\Delta^k}$ is the inverse of T^{Δ^k}) so that.

$$\begin{aligned}(A^T)^{k',k} &= [\delta_{k,k'} - \frac{1}{N} (T^{\Delta_k})^T (T^{-\Delta_{k'}})^T] \\ &= [\delta_{k,k'} - \frac{1}{N} (T^{-\Delta_k})^T (T^{\Delta_{k'}})^T]\end{aligned}\quad (28)$$

This is true for the time dependent shift considered here. Such a shift operator is a block diagonal matrix with simple shift matrices as blocks. Each of these simple shifts is an orthogonal matrix, which might be approximate if interpolation between grid points is used. But also rotations in space time, as used in [40], fulfill this property.

References

- [1] R. Abgrall and R. Crisovan. Model reduction using l1-norm minimization as an application to nonlinear hyperbolic problems. *International Journal for Numerical Methods in Fluids*, 87(12):628–651, 2018.
- [2] Florian Bernard, Angelo Iollo, and Sbastien Riffaud. Reduced-order model for the bgk equation based on pod and optimal transport. *Journal of Computational Physics*, 373:545 – 570, 2018.
- [3] W. J. Beyn and V. Thümmler. Freezing solutions of equivariant evolution equations. *SIAM J. Appl. Dyn. Syst.*, 3(2):85–116, 2004.
- [4] Felix Black, Philipp Schulze, and Benjamin Unger. Nonlinear galerkin model reduction for systems with multiple transport velocities. *aeXiv*: 1912.11138, 2019.

- [5] J. Brunken, K. Smetana, and K. Urban. (parametrized) first order transport equations: Realization of optimally stable petrov–galerkin methods. *SIAM Journal on Scientific Computing*, 41(1):A592–A621, 2019.
- [6] Nicolas Cagniard, Yvon Maday, and Benjamin Stamm. *Model Order Reduction for Problems with Large Convection Effects*, pages 131–150. Springer International Publishing, Cham, 2019.
- [7] Kevin Carlberg. Adaptive h-refinement for reduced-order models. *International Journal for Numerical Methods in Engineering*, 102(5):1192–1210, 2015.
- [8] S. Chaturantabut and D. C. Sorensen. Nonlinear model reduction via discrete empirical interpolation. *SIAM J. Sci. Comput.*, 32(5):2737–2764, 2010.
- [9] K. K. Chen, J. H. Tu, and C. W. Rowley. Variants of dynamic mode decomposition: Boundary condition, Koopman, and Fourier analyses. *J. Nonlinear Sci.*, 22(6):887–915, 2012.
- [10] PG Constantine and G Iaccarino. Reduced order models for parameterized hyperbolic conservation laws with shock reconstruction. *Center for Turbulence Research*, 2012.
- [11] M. Fazel, H. Hindi, and S. Boyd. A rank minimization heuristic with application to minimum order system approximation. In *Proceedings of the American Control Conference*, volume 6, pages 4734–4739, 2001.
- [12] F. Fedele, O. Abessi, and P. J. Roberts. Symmetry reduction of turbulent pipe flows. *J. Fluid Mech.*, 779(3):390–410, 2015.
- [13] Jean-Frédéric Gerbeau and Damiano Lombardi. Approximated lax pairs for the reduced order integration of nonlinear evolution equations. *Journal of Computational Physics*, 265:246 – 269, 2014.
- [14] J.A.T. Gray, M. Lemke, J. Reiss, C.O. Paschereit, J. Sesterhenn, and J.P. Moeck. A compact shock-focusing geometry for detonation initiation: Experiments and adjoint-based variational data assimilation. *Combustion and Flame*, 183:144 – 156, 2017.
- [15] Constantin Greif and Karsten Urban. Decay of the kolmogorov n -width for wave problems. *arXiv preprint arXiv:1903.08488*, 2019.
- [16] M. Hinze and S. Volkwein. Proper orthogonal decomposition surrogate models for nonlinear dynamical systems: Error estimates and suboptimal control. In P. Benner, D. C. Sorensen, and V. Mehrmann, editors, *Dimension reduction of large-scale systems*, pages 261–306. Springer Berlin/Heidelberg, Germany, 2005.

- [17] Angelo Iollo and Damiano Lombardi. Advection modes by optimal mass transfer. *Physical Review E*, 89, 01 2014.
- [18] Philipp Krah, Mario Sroka, and Julius Reiss. Model order reduction of combustion processes with complex front dynamics. *arXiv:1912.03004*, 2019.
- [19] Kookjin Lee and Kevin Carlberg. Model reduction of dynamical systems on nonlinear manifolds using deep convolutional autoencoders. *arXiv preprint arXiv:1812.08373*, 2018.
- [20] Mathias Lemke, Agnieszka Miedlar, Julius Reiss, Volker Mehrmann, and Jörn Sesterhenn. Model reduction of reactive processes. In Rudibert King, editor, *Active Flow and Combustion Control 2014*, volume 127 of *Notes on Numerical Fluid Mechanics and Multidisciplinary Design*, pages 397–413. Springer International Publishing, 2015.
- [21] Adrian S. Lewis and Michael L. Overton. Nonsmooth optimization via quasi-newton methods. *Mathematical Programming*, 141(1):135–163, 2013.
- [22] Zhang. Liu and Lieven. Vandenberghe. Interior-point method for nuclear norm approximation with application to system identification. *SIAM Journal on Matrix Analysis and Applications*, 31(3):1235–1256, 2010.
- [23] Hugo F. S. Lui and William R. Wolf. Construction of reduced order models for fluid flows using deep feedforward neural networks. *arXiv:1903.05206v1*, 2019.
- [24] Ariana Mendible, Steven L. Brunton, Aleksandr Y. Aravkin, Wes Lowrie, and J. Nathan Kutz. Dimensionality reduction and reduced order modeling for traveling wave physics. *arXiv:1911.00565*, 2019.
- [25] G Moretti. Computation of flows with shocks. *Annual Review of Fluid Mechanics*, 19(1):313–337, 1987.
- [26] Nirmal J. Nair and Maciej Balajewicz. Transported snapshot model order reduction approach for parametric, steady-state fluid flows containing parameter-dependent shocks. *International Journal for Numerical Methods in Engineering*, 117(12):1234–1262, 2019.
- [27] Monica Nonino, Francesco Ballarin, Gianluigi Rozza, and Yvon Maday. Overcoming slowly decaying kolmogorov n-width by transport maps: application to model order reduction of fluid dynamics and fluid–structure interaction problems, 2019.
- [28] Mario Ohlberger and Stephan Rave. Nonlinear reduced basis approximation of parameterized evolution equations via the method of freezing. *Comptes Rendus Mathématique*, 351(23-24):901–906, 2013.
- [29] Mario Ohlberger and Stephan Rave. Reduced basis methods: Success, limitations and future challenges. *arXiv preprint arXiv:1511.02021*, 2015.

- [30] M. Rathinam and L. R. Petzold. A new look at proper orthogonal decomposition. *SIAM J. Numer. Anal.*, 41(5):1893–1925, 2003.
- [31] J. Reiss, P. Schulze, J. Sesterhenn, and V. Mehrmann. The shifted proper orthogonal decomposition: A mode decomposition for multiple transport phenomena. *SIAM Journal on Scientific Computing*, 40(3):A1322–A1344, 2018.
- [32] Julius Reiss. Model reduction for convective problems: formulation and application. volume 51, pages 186 – 189, 2018. 9th Vienna International Conference on Mathematical Modelling.
- [33] Donsub Rim. Dimensional splitting of hyperbolic partial differential equations using the radon transform. arXiv:1705.03609, 2018.
- [34] Donsub Rim and Kyle T. Mandli. Model reduction of a parametrized scalar hyperbolic conservation law using displacement interpolation. arXiv:1805.05938, 2018.
- [35] Donsub. Rim, Scott. Moe, and Randall J. LeVeque. Transport reversal for model reduction of hyperbolic partial differential equations. *SIAM/ASA Journal on Uncertainty Quantification*, 6(1):118–150, 2018.
- [36] Donsub Rim, Benjamin Peherstorfer, and Kyle T. Mandli. Manifold approximations via transported subspaces: Model reduction for transport-dominated problems, 2019.
- [37] C. W. Rowley, I. G. Kevrekidis, J. E. Marsden, and K. Lust. Reduction and reconstruction for self-similar dynamical systems. *Nonlinearity*, 16(4):1257–1275, 2003.
- [38] P. J. Schmid and J. L. Sesterhenn. Dynamic mode decomposition of numerical and experimental data. In *61st Annual Meeting of the APS Division of Fluid Dynamics*, 2008.
- [39] Philipp Schulze, Julius Reiss, and Volker Mehrmann. Model reduction for a pulsed detonation combustor via shifted proper orthogonal decomposition. In Rudibert King, editor, *Active Flow and Combustion Control 2018*, pages 271–286, Cham, 2019. Springer International Publishing.
- [40] J. Sesterhenn and A. Shahirpour. A Lagrangian dynamic mode decomposition. ArXiv preprint 1603.02539, 2016. Available from <https://arxiv.org/abs/1603.02539>.
- [41] G. W. Stewart. Perturbation theory for the singular value decomposition. Cs-tr-2539, University of Maryland, 1991. Appeared in SVD and Signal Processing, II, R. J. Vacarro ed., Elsevier, Amsterdam.
- [42] T. Taddei, S. Perotto, and A. Quarteroni. Reduced basis techniques for nonlinear conservation laws. *ESAIM: M2AN*, 49(3):787–814, 2015.

- [43] Jonathan H. Tu. *Dynamic mode decomposition: Theory and applications*. PhD thesis, Princeton University, USA, 2013.
- [44] Jonathan H. Tu and Clarence W. Rowley. An improved algorithm for balanced POD through an analytic treatment of impulse response tails. *J. Comput. Phys.*, 231(16):5317–5333, 2012.
- [45] Gerrit Welper. Interpolation of functions with parameter dependent jumps by transformed snapshots. *SIAM Journal on Scientific Computing*, 39(4):A1225–A1250, 2017.
- [46] K. Willcox and J. Peraire. Balanced model reduction via the proper orthogonal decomposition. *AIAA Journal*, 40(11):2323–2330, 2002.
- [47] Masayuki Yano, Anthony T. Patera, and Karsten Urban. A space-time hp-interpolation-based certified reduced basis method for burgers’ equation. *Mathematical Models and Methods in Applied Sciences*, 24(09):1903–1935, 2014.