
MNIST-NET10: A HETEROGENEOUS DEEP NETWORKS FUSION BASED ON THE DEGREE OF CERTAINTY TO REACH 0.1 ERROR RATE. ENSEMBLES OVERVIEW AND PROPOSAL

Siham Tabik

Andalusian Research Institute
in Data Science and
Computational Intelligence
University of Granada 18071 Spain
siham@ugr.es

Ricardo F. Alvear-Sandoval

GAMMA-L+/DTSC
Universidad Carlos III de Madrid
Spain
r.f.alvear.s@gmail.com

María M. Ruiz

Andalusian Research Institute
in Data Science and
Computational Intelligence
University of Granada
18071 Spain
mariadelmaruiz25@gmail.com

José-Luis Sancho-Gómez

TDAM/DTIC
Universidad Politécnica de Cartagena
Spain
josel.sancho@upct.es

Aníbal R. Figueiras-Vidal

GAMMA-L+/DTSC
Universidad Carlos III de Madrid
Spain
anibalrfrv@tsc.uc3m.es

Francisco Herrera

Andalusian Research Institute
in Data Science and
Computational Intelligence
University of Granada
18071 Spain
herrera@ugr.es

February 12, 2022

ABSTRACT

Ensemble methods have been widely used for improving the results of the best single classification model. A large body of works have achieved better performance mainly by applying one specific ensemble method. However, very few works have explored complex fusion schemes using heterogeneous ensembles with new aggregation strategies. This paper is three-fold: 1) It provides an overview of the most popular ensemble methods, 2) analyzes several fusion schemes using MNIST as guiding thread and 3) introduces MNIST-NET10, a complex heterogeneous fusion architecture based on a degree of certainty aggregation approach; it combines two heterogeneous schemes from the perspective of data, model and fusion strategy. MNIST-NET10 reaches a new record in MNIST with only 10 misclassified images. Our analysis shows that such complex heterogeneous fusion architectures based on the degree of certainty can be considered as a way of taking benefit from diversity.

1 Introduction

In the last decade, several types of Deep Neural Networks (DNNs) have shown impressive results in extracting patterns from different data types. For instance, Convolutional Neural Networks (CNNs) constitute the state-of-the art in extracting patterns from images [23], while Recurrent Neural Networks with Long Short-Term Memory units constitute the state-of-the art in extracting patterns from text data [36].

On the other hand, since the 70's, a large number of works in many fields has demonstrated that fusing several classifiers using a specific diversity strategy achieve a more stable and accurate global model with respect to the best individual one [31]. Given this high potential, there exist a large variety of ensemble methods, some train the learners in parallel on different partitions of the data, others train the learners sequentially on selected sets of samples and so on. In general, the more diverse is the ensemble, the better is the global model. Diversity can be introduced 1) through the involved base-learners in the ensemble; for example by using different architectures or training algorithms or 2) through the

data by adopting a specific data-partition scheme or by using different representations of the training samples or 3) by combining both strategies.

The most adopted fusion schemes in the literature include one ensemble strategy. Very few works analyze complex fusion schemes that involve more than two ensemble methods. Since 1998, an important number of these works have analyzed their approaches using the popular handwritten digits classification problem with the well known MNIST database [24].

MNIST was the first largest public dataset in machine learning and since its creation it was utilized as a benchmark for evaluating different ensemble architectures. Several ensembles have been built to continuously reduce its test error rate. Currently, the most accurate fusion architecture misclassifies only 13 images over 10,000 test images [4].

In this paper, we do not intend to give an exhaustive overview of ensemble methods as we are aware that there is a wide variety of these fusion methods. Our aim is to provide a brief overview of fundamental ensemble methods in machine learning, then focus our attention on the most used deep learning based fusion methods for MNIST digits classification as guiding thread. Following the fusion idea, we propose and analyze MNIST-NET10, a new complex fusion scheme combined with a new aggregation technique that reduces the error rate in MNIST to 0.1%. We show that using such complex fusion schemes can increase diversity and performance.

The contributions of this paper can be summarized as follows:

- It presents a brief overview of most popular ensemble methods.
- It provides the state-of-the art in MNIST with ensembles.
- It introduces MNIST-NET10, a complex heterogeneous fusion architecture based on a new degree of certainty aggregation strategy, that reaches a new record in MNIST with only 10 misclassified images. MNIST-NET10 combines two complex heterogeneous schemes from the perspective of data, learners architecture and fusion scheme. The first scheme is based on multiple well performing CNN architectures in combination with different data-augmentation techniques. The second is a pipeline of two different ensemble methods, ECOC in the first stage and Bagging or Label Switching in the second stage in combination with CapsNet as data transforming model.

Our experiments show that such complex heterogeneous fusion schemes in combination with the degree of certainty aggregation technique can be used for getting benefit from diversity.

This paper is organized as follows: An overview of fundamental ensemble methods is presented in Section 2. Preliminaries and background to understand the contributions of this paper are given in Section 3. The design and evaluation of the proposed complex fusion scheme and aggregation method are provided in Section 4, and finally, conclusions in Section 5.

2 Overview of most used ensemble methods

Ensemble learning consists of first creating multiple predictive models then combining their predictions to obtain a better global model with a smaller generalization error rate than the best single model. Ensembles effectiveness increases with learners diversity [31], where diversity can be obtained by using different partitions or representations of the original training data and/or different designs of the learners, i.e., different architectures, optimization algorithms, and hyper parameters.

When building an ensemble, several aspects should be taken into account:

- How diversity is introduced into the ensemble. Through data, through the model design or both. Ensembles can be homogeneous by including base learners of the same type or heterogeneous by including base learners of different type.
- The number of learners. In some cases, the number of learners depends on the adopted ensemble strategy in others depends on the training-data partitions. For instance, One Versus One binarisation technique produces $n * (n - 1)/2$ base learners, where n is the number of object classes in the target problem.
- The order in which these learners are trained can be either sequential or parallel.
- The aggregation strategy to deduce the final prediction from the individual predictions can be 1) a linear combination, e.g., sum, median, maximum, minimum or weighted sum functions, 2) a voting strategy, e.g., majority voting, plurality voting, weighted voting or soft voting, 3) meta-combiner, which trains another learner, called meta-model, on the predictions of the base learners, specific examples of this strategy include stacking and blending (see description below).

The most used ensemble strategies are bagging, boosting, label switching, mixture of experts, stacking, blending, combination of well performing models and binarization techniques.

Bagging (Bootstrap aggregating) [9] introduces diversity through data. The learners of the same design are trained in parallel on bootstrapped versions of the original training data, created using extraction with replacement sampling. The final prediction of the ensemble is calculated usually by averaging the values or using a majority vote.

Boosting, also known as Adaptive Resampling [16], in its basic form, each instance in the training dataset has a weight according to the previous results. The successive classifiers are generated by increasing the weight of the instances that are not predicted correctly and decreasing the weight of the instances that are correctly predicted. Each classifier specializes in the difficult instances for the previous classifier. This weight mechanism is also called pre-emphasis.

Boosting was used for the first time with CNNs on MNIST in [24] and it reduced the test error of LeNet of MNIST from 0.8% to 0.7%.

Label switching (LS) is a variant of the output flipping strategy proposed in [10]. It introduces diversity by altering the labels of a proportion of the training samples using a stochastic mechanism. The simplest mechanism is based on a purely random selection. The selection of the switching rate depends on the data and the problem itself [3].

Mixture of experts was first designed for problems whose data space can be divided into multiple homogeneous regions, because the data was produced under different regimes [21]. Each learner becomes an expert on a sub-space by employing a special error function. In general, a supervised gating network is dedicated to combine the experts decisions [28].

Stacking and Blending. In stacking method the base learners are trained using a k-fold partition then the predictions are made on the left out fold. The predictions on this left out fold are then used to train another learner, called meta model, which will make the final prediction [38]. Blending can be considered as a simple variation of stacking. Instead of creating out-of-fold predictions using k-fold, it creates a small hold-out data-set which will then be used to train the meta-model [37]

Combination of well performing classifiers consists of combining multiple well performing classification models that were trained on the entire sample space considering that all the data points have equal weight [33]. The final decision of this ensemble is calculated either using a stacked model or using a simple voting approach.

Ensembles of multiple binary classifiers converts one multi-class classification problem into a number of binary classifiers and calculates the final prediction as a combination of the predictions of the corresponding classifiers. The most known binarization approaches are One-Versus-All (OVA), One-Versus-One (OVO) and Error Correcting Output Code (ECOC).

- In OVA strategy [14, 6], each classifier learns how to distinguish each individual class versus all the rest of classes together. This approach produces as many classifiers as the number of classes in the original problem. The final prediction is obtained using an aggregation method called Maximum confidence strategy (MAX), which considers the class with the largest output value as the predicted class.
- OVO strategy [22, 30, 1] translates the original multi-class problem into as many binary problems as all the possible combinations between pairs of classes so that each classifier learns to discriminate between each pair. That is, a m -class problem will be converted into $m(m-1)/2$ classifiers. OVO can use diverse aggregation strategies. Namely, the Max-Wins rule (VOTE), Weighted Voting strategy (WV), Learning Valued Preference for Classification (LVPC), Preference relations solved by Non-Dominance criterion (ND), Classification by Pairwise Coupling (PC), Probability Estimates by pairwise coupling approach (PE) and Distance-based relative competence weighting combination for OVO (DRCW-OVO).
- ECOC binarization scheme assigns a unique binary string, also called codeword, to each class [15]. These codewords are organized in a table, in which each row represents one class by means of a binary codeword. The table has n rows (n is the number of classes) and m columns that induce m binary classification problems. Thus, m binary classifiers are learned for each column. To classify a new data point, all m binary classifiers are evaluated to obtain a m -bit string. Finally, the class (row in the table) whose codeword is closest to the m -length output string is chosen. According to this scheme, 15 binary classifiers are obtained for MNIST [15]. To classify a new test image, all 15 binary classifiers are evaluated to obtain a 15-bit string. The predicted label is the class whose codeword is the closest to the output string.

The selection of the correct number of learners in ensembles has a significant impact on the performance of the global model. A low number of learners may cause unstable classification accuracy, whereas a large number of learners may increase the probability of redundant classifiers and hence result in less diversity. Instead of combining all the learners, pruning approaches can be used to minimize the number of learners without losing generalization capacity [17]. This approach is frequently used to achieve a better trade-off between performance and computational cost.

3 Background and Ensembles in MNIST digits classification

MNIST classification problem has been addressed with many approaches related to data pre-processing, deep neural networks and ensemble methods. This section provides a brief description of all these aspects, data pre-processing (Section 2.1), deep learning (Section 2.2) and a summary of top-4 fusion schemes in MNIST digits classification (Section 2.3).

3.1 Data pre-processing

Data pre-processing is an essential element for the automatic learning process [18]. We can distinguish between two types of data pre-processing techniques. The first type is used to correct the data deficiencies that may affect the learning process, such as missing values, noise and outliers. The second type is used to simplify and optimize the training of the classification model by adapting the data, modifying its dimensionality or increasing the number of training samples. The second type of pre-processing techniques is essential for supervised training of DNN models.

Data augmentation: As the process of manually constructing new labeled data sets is costly, in practice, data augmentation is used to increase the number of instances in the training dataset. It applies specific deformations, such as translation and rotation, to the samples of the training dataset without altering the existing spacial pattern in the original data [33]. This type of pre-processing techniques makes the classification model more robust to these transformations in the images.

In this work, for building and analyzing several deep learning ensembles in MNIST, we will consider the following data-augmentation techniques: rotation, translation, cropping, elastic deformation and Gaussian smoothing.

Transformation of data: Transforming models which produce cleaner representation of the input are also shown to be useful for improving robustness of DL models. Examples of these methods are Auto-encoders (AE) [12], Denoising Auto-encoders (DAE) [7, 8] and Stacked Denoising Auto-encoders (SDAE) [34]. CapsNet can be considered as a type of AE that can be used to create cleaner data with lower dimensionality [32]. DAE train a simple AE to reconstruct the input from a corrupted version of it, obtained by applying a stochastic corruption step on the input. Deeper representational models such as SDAE are obtained by stacking multiple DAE layers. Each layer is trained as a DAE by minimizing the error in reconstructing its input (which is the output code of the previous layer).

In this work, to develop different ensemble methods for MNIST, we used CapsNet as data-transformer method as well as classification model. We also used SDAE as a data transformer.

3.2 Deep learning for handwritten digit classification

In general, a CNN is built by staking three main building blocks, known as layers: 1) Convolutional layer, which is used to extract features at different levels of the CNN hierarchy, 2) pooling layer, which is essentially a reduction operation used to increase the abstraction level of the extracted features, and 3) fully connected layer, which is used as a classifier at the end of the pipeline. Under the supervised paradigm, CNN models are trained in an end-to-end fashion using a large labeled dataset.

Four of the most important architectures for MNIST problem are Network3 [24], DropConnect [35], MCDNN[13] and CapsNet [32].

Network3 is based on the well known LeNet and it was presented in [29]. Network3 consists of two convolutional layers (each one followed by max pooling) and three fully connected layers with Rectified Linear Unit (relu) as activation function. Cross entropy is used as loss function and the output layer consists of 10 neurons with softmax activation function. Both architectures have been trained using the SGD algorithm.

Layer	Filter size	Stride	Activation
conv1	$5 \times 5 \times 20$	1	–
maxpool1	2×2	2	–
conv2	$5 \times 5 \times 40$	1	relu
maxpool2	2×2	2	–
fc1	500	–	relu & Dropout rate =0.5
fc2	1000	–	relu & Dropout rate =0.5
fc3	10	–	SoftMax

Table 1: Topology of Network3.

DropConnect network has a similar architecture as Network3. The main difference is that it applies DropConnect instead of Dropout as regularization technique to the first fully connected layer [35]. DropConnect technique can be considered as a generalization of Dropout [26], for regularizing large fully connected layers. During the training process Dropout sets a randomly selected subset of neurons or nodes to zero; while DropConnect sets a randomly selected subset of weights within the network to zero.

Layer	Filter size	Stride	Activation
conv1	$5 \times 5 \times 32$	1	–
maxpool1	2×2	2	–
conv2	$5 \times 5 \times 64$	1	–
maxpool2	2×2	2	–
fc1	150	–	relu & DropConnect rate: 0.5
fc2	10	–	softMax

Table 2: Topology of DropConnect network.

MCDNN combines several DNN columns to form a Multi-column DNN (MCDNN) [13]. This architecture achieved a test error 0.23% using diverse data pre-processing and a specific MCDNN architecture. In particular, they created six datasets from the original MNIST by normalizing the digits from 28×28 to 10×10 , 12×12 , 14×14 , 16×16 , 18×18 , and 20×20 pixels. Then they trained five DNN columns per normalization, resulting in a total of 35 columns for the entire MCDNN. Each DNN has a convolutional layer with 100 maps and 5×5 filters, a max-pooling layer over non overlapping regions of size 2×2 , a convolutional layer with 40 maps and 5×5 filters, a max-pooling layer over non overlapping regions of size 3×3 , a fully connected layer with 150 hidden units and, a fully connected layer with 10 neurons (one per class). The scaled hyperbolic tangent activation function is used for convolutional and fully connected layers, a linear activation function for max-pooling layers and a softmax activation function for the output layer. Each DNN column is trained using on-line gradient descent with an annealed learning rate. During training, images are continually translated, scaled and rotated (even elastically distorted in case of characters), whereas only the original images are used for validation. The learning rate is initialized with 0.001 multiplied by a factor of 0.993/epoch until it reaches 0.00003.

Capsule Networks (CapsNet) was proposed to avoid the destruction of information produced by the max pooling operation [32, 4]. This architecture contains two capsule layers, which are nonlinear computational elements whose inputs and outputs are vectors instead of scalar values. Using dynamic routing training algorithms, the probability and the information included in an input image (an object, for example) are coded by the length and the direction of the corresponding vector. This makes CapsNets equivariant, i.e., they are invariant to the point of view of the image. Such property means that a CapsNet can identify new, unseen variations of the class images without ever being trained with them. Other forms of dynamic routing algorithms are presented in [25, 5]. Figure 1 shows a scheme of CapsNet network.

This network is actually an encoder-decoder network with the topology described in Table 3.

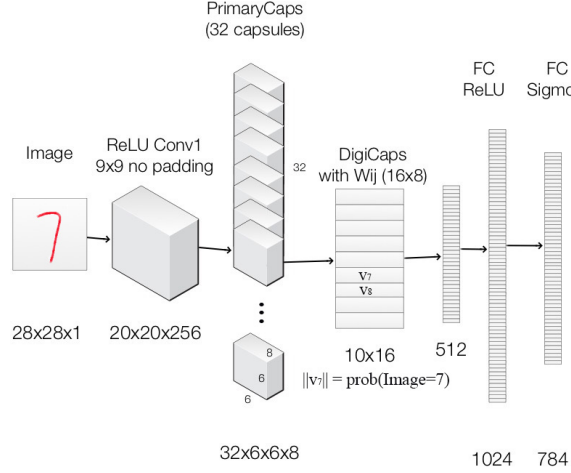


Figure 1: An illustration of CapsNet architecture.

	Layer	Input	Output	Capsules #/size	Kernels #/size	Activation
Encoder	Conv	28×28	$20 \times 20 \times 256$	–	$256/(9 \times 9)$	ReLU
	PrimaryCaps	$20 \times 20 \times 256$	$6 \times 6 \times 8 \times 32$	$1152/(8 \times 1)$	$256/(9 \times 9 \times 256)$	–
	DigitCaps	$6 \times 6 \times 8 \times 32$	16×10	$10/(16 \times 1)$	–	Squash
Decoder	FC	16×10	512×1	–	–	ReLU
	FC	512×1	1024×1	–	–	ReLU
	FC	1024×1	784×1	–	–	Sigmoid

Table 3: Topology of CapsNet. Label “#/size” refers to the number of capsules and their dimension.

3.3 State-of-the art of fusion methods for MNIST digits classification

Since 1998, a large variety of fusion methods combining up to two ensemble strategies and different diversity methods have been used to further reduce the error rate in MNIST. Currently, the top four accurate ensembles for classifying handwritten digits are as follows.

- The top-4 ensemble achieves a test error of 0.21% (i.e., 21 misclassified images) by using five well performing CNN models [35]. The CNN base learners are based on the same architecture called DropConnect network and were trained on different sequences of random permutations of the training data. As pre-processing, the data was augmented by 1) randomly selecting cropped regions from the images, 2) flipping images horizontally, 3) introducing 15% scaling and rotation variations. The final prediction is obtained using the most voted strategy.
- The top-3 model [3] used a two-level ensemble which achieves an average test error of 0.19% (i.e., 19 misclassified images). In the first level, the Error Correcting Output Code (ECOC) binarization technique described in [15] was used in combination with a pre-emphasis weighting strategy. SDAEs [34] were used as base learners trained using elastic deformation as data augmentation technique. In a second level, a bagging ensemble is applied and the final decision is calculated according to a max vote.
- The top-2 ensemble achieved an error rate of 0.17% (i.e., 17 misclassified images) [27]. The authors combined seven CNNs, from CNN0 to CNN6, and fifteen traditional classifiers, e.g., Random Forest and K-Nearest Neighbors. CNN0, CNN2, CNN3, and CNN4 were used as feature extractors. The generated predictions are finally combined using a unsupervised meta-classifier called meta-Net based on the Einstein sum defined in [11]. The used data-augmentation techniques were not specified in the paper.
- The top-1 ensemble achieved an average error rate of 0.13% (i.e., 13 misclassified images) [4] by first employing ECOC binarization technique described in [15] combined with a pre-emphasis weighting strategy. The authors used the elastic deformation as data augmentation technique to train the CNN learners. The output of the CNNs was processed using a SDAE [34] to produce a new representation of the data. Then, finally, a Bagging ensemble was applied.

4 Complex fusion schemes for MNIST

In this section, we introduce and evaluate MNIST-NET10, a complex heterogeneous fusion architecture based on a new aggregation strategy named degree of certainty aggregation method. In particular, we first describe all the data pre-processing used in the experiments (Subsection 4.1). We then evaluate two different fusion designs. The first design is based on multiple well performing CNN architectures in combination with different data-augmentation techniques (Subsection 4.2). The second design is a pipeline of two different ensemble methods, ECOC in the first stage and Bagging or Label Switching in the second stage in combination with CapsNet as data transforming model (Subsection 4.3). Finally, we combine the best fusion schemes based on the new aggregation strategy into a complex heterogeneous one called, MNIST-NET10 (Subsection 4.4).

The experimental analysis uses the standard division of MNIST database 50,000/10,000/10,000 for training, validation and test respectively. The final results are calculated by averaging 50 runs, to ensure a stable standard variation value.

In this section, we first provide a description of all the used pre-processing techniques, then we present an analysis of the two analyzed fusion schemes.

4.1 Dataset preprocessing

To evaluate the considered fusion architectures, we built seven datasets, labeled as Dataset-1, -2, -3, -4 -5, -6 and -7 using different combinations of data pre-processing techniques as follows:

- Dataset-1 was built by applying four random rotations followed by random elastic deformations then random rotations using the same parameters as in the previous cases. The obtained dataset is nine times larger than the original one.
- Dataset-2 was built by applying random horizontal and vertical pixel translations plus a Gaussian smoothing. The selected parameters for the translation and the Gaussian variance do not alter the digits visually. The obtained dataset is $4\times$ larger than the original dataset.
- Dataset-3 is obtained from Dataset-2 using the pre-trained CapsNet available in this link: <https://github.com/Sarasra/models/tree/master/research/capsules>. Each 28×28 input image of the original MNIST database is transformed into a 784×1 array. It is worth noting that both encoder and decoder parts are used in this pre-processing.

Table 4 summaries the employed data pre-processing techniques to create Dataset-1, 2 and 3.

Dataset	Pre-processing	size w.r.t original
Original	-	$1\times$
Dataset-1	rotation + elastic deformation	$9\times$
Dataset-2	translation + Gaussian smoothing	$4\times$
Dataset-3	Dataset-2 pre-processed using CapsNet Dataset-3 = CapsNet(Dataset-2)	$4\times$

Table 4: The datasets created by applying different data preprocessing techniques to the original dataset.

4.2 A weighted fusion scheme based on well performing classifiers and data-augmentation

We selected a set of well performing networks on MNIST: DropConnect_1 and DropConnect_2 [13] (trained on dataset-1 and -2 respectively) and Network3 [29], MCDNN [35] and CapsNet [32] (trained on the original dataset). The performance of these models is shown in Table 5.

Network	test error (%)
DropConnect_2	0.18
DropConnect_1	0.25
CapsNet	0.24
MCDNN	0.28
Network3	0.56

Table 5: Test error obtained by the five analyzed CNNs: Network3, CapsNet and MCDNN (trained on the original dataset), and DropConnect_1 and DropConnect_2 (trained on dataset-1 and -2 respectively).

Afterwards, we analyzed different combinations of these five well performing networks and found that fusion schemes **F1**, CapsNet|MCDNN|DropConnect_2, and **F2**, CapsNet|MCDNN|DropConnect_1|DropConnect_2, provide the best results. Symbol | indicates that the involved models are run in parallel. We also analyzed the fusion scheme labeled as **FS1** by aggregating **F1**, **F2** and Dropconnect_2 using the majority vote. Notice that in this new fusion Dropconnect_2, MCDNN, CapsNet and Network3 has a weight of 3, 2, 2 and 1 respectively. As shown in Table 6, **FS1** reduces the test error to 0.12%. The twelve misclassified images are shown in Figure 3(a). The codes of the five well performing base learners are provided through this link: <https://github.com/SihamTabik/MNIST-NET10>.

Fusion scheme	Fusion structure	Test error in %
F1	CapsNet MCDNN DropConnect_2	0.14
F2	CapsNet MCDNN DropConnect_1 DropConnect_2 Network3	0.14
FS1	F1 F2 Dropconnect_2	0.12

Table 6: Test error of fusion schemes, **F1**, **F2**, and **FS1**. Symbol | indicates that the involved models are run in parallel.

4.3 A multi-level fusion scheme with heterogeneous ensemble methods

In this section, we evaluate a more sophisticated fusion scheme that combines multiple heterogeneous ensemble methods with data transformation as pre-processing technique. In particular, inspired from the top-1 fusion architecture [3], we evaluated two fusion designs, **FS2** and **FS3**, as described below. For simplicity, we express their architecture using symbols | and \rightarrow to indicate that the involved strategies in the same ensemble level are applied in parallel or in serial respectively. The base learners in these fusions are actually a MultiLayer Perceptron (MLP) with one hidden layer. As pre-processing technique we used CapsNet to transform Dataset-2 into Dataset-3. All the needed codes to build fusion schemes, **FS2** and **FS3**, are provided through this link <https://github.com/SihamTabik/MNIST-NET10>.

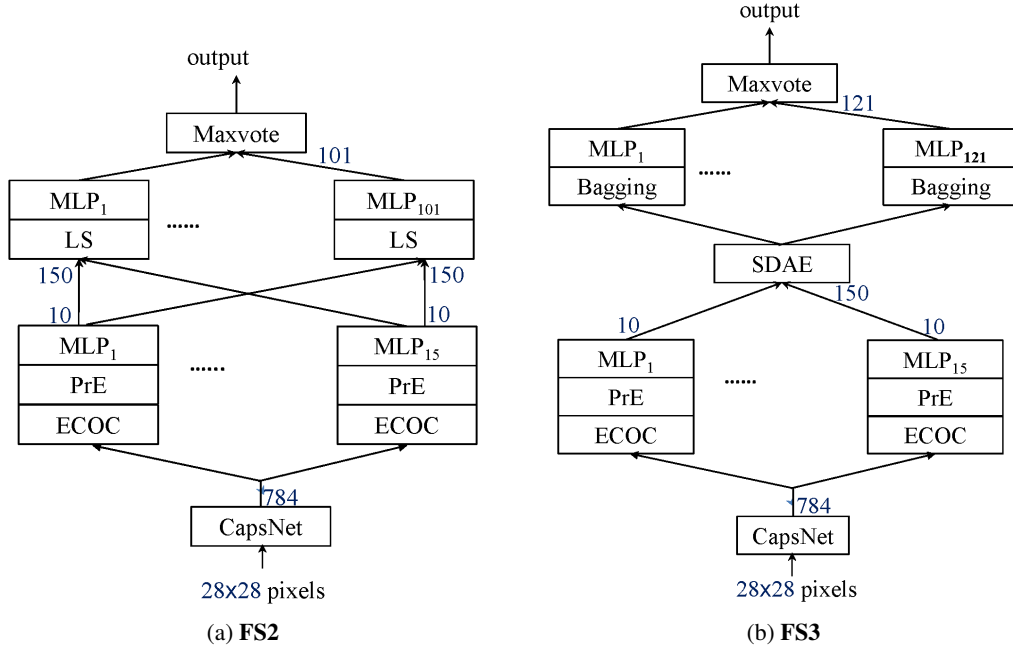


Figure 2: An illustration of fusion schemes **FS2** and **FS3** when trained/tested on the transformed digits with CapsNet. The dimension of the input and output is indicated at each level (in dark blue color).

FS2: ECOC|PrE|MLP \rightarrow LS|MLP, the base-learners of the first level in this scheme are trained on Dataset-2. An adjustable weighting of the training samples, or Pre-Emphasis (PrE), is separately applied to each dichotomy as follows:

$$w(\mathbf{x}^{(n)}) = \alpha + (1 - \alpha)[\beta(t^{(n)} - o^{(n)})^2 + (1 - \beta)(1 - o^{(n)2})] \quad (1)$$

where $\mathbf{x}^{(n)}, t^{(n)} \in \{-1, 1\}$, and $o^{(n)} \in [-1, 1]$ are the training samples, its target and the corresponding model prediction, respectively, and $\alpha, \beta \in [0, 1]$ are convex combination parameters obtained by means of a

grid 5-fold cross-validation process. Note that there is a constant term, a term which is proportional to the square of the classification error, and a term which emphasizes the proximity to the classification border.

This weighting form is a block version of the adjustable emphasis weights that were introduced in [20] and successfully applied to construct boosting ensembles [19, 2].

Label Switching (LS) was used as diversity mechanism in the second level, where the considered switching rate (S) and the number of classifiers (M) are selected among $\{10\%, 20\%, 30\%, 40\%\}$ and $\{11, 21, 51, 101\}$, respectively, according to the classification performance with the validation set for each dichotomy.

FS3: ECOC|PrE|MLP→Bagging|SDAE|MLP, the base-learners of the first level in this ensemble are trained using Dataset-3, which was produced by CapsNet previously trained on MNIST¹.

The architecture of SDAE includes three layers of 1000 units each after a compression layer of 960 units, the final classification is obtained by a bagging ensemble of one hidden (1000 units) layer, selecting the bootstrap population sizes (B) and number of learners (M) among $\{60\%, 80\%, 100\%, 120\%\}$ and $\{21, 51, 101, 121\}$, respectively, according to the classification results in the validation set. As expected, there is a saturation effect since after a certain number of Switching (in FS2) or bagging (in FS3) ensembles there is no variation in the results and hence it is not necessary to explore a larger number.

The final decision in both fusion designs is taken by the majority of the highest outputs of all these networks. The intrinsic redundancy of the resulting ensemble of binary problems produces improvements when applying minimum Hamming distance classification. Fusion schemes FS2 and FS3 are depicted in Figure 2.

Fusion Scheme	Training Dataset	
	Dataset-2	Dataset-3
FS2: ECOC PrE MLP→LS MLP	0.14 ± 0.01	0.12 ± 0.00
FS3: ECOC PrE MLP→Bagging SDAE MLP	0.13 ± 0.00	0.12 ± 0.02

Table 7: Test error rates, expressed in % average \pm standard deviation, for fusions schemes **FS2** and **FS3**. Note that Dataset-3 is obtained by applying CapsNet as transforming model to Dataset-2

Table 7 presents the experimental results, % test average error rate \pm standard deviation, for the two considered ensemble designs, **FS2** and **FS3**.

It has been checked that validation performances saturate for the extreme values of the switching and bagging ensemble sizes (M=101 and M=121, respectively).

As it can be observed, using the representations produced by CapsNets, i.e., Dataset-3, provides slight but clear and consistent improvements with respect to the MNIST input counterpart, i.e., Dataset-2, in both fusion schemes **FS2** and **FS3**. It must be highlighted that replacing the LS layer by Bagging|SDAE increases the effectiveness of **FS3** with respect to **FS2** when using Dataset-2 but does not affect the performance of **FS3** on Dataset-3. This seems to be a consequence of the highest capacity of CapsNet in extracting information from the original data, which makes useless the attempt of extracting more information at the second level of the ensemble by stacking SDAE and Bagging.

4.4 MNIST-NET10: A heterogeneous deep learning networks fusion based on the degree of certainty

In this section, we introduce and evaluate MNIST-10, a heterogeneous fusion scheme in combination with a aggregation method, called the degree of certainty aggregation approach.

The fusion schemes presented in Subsections 4.2 and 4.3 are heterogeneous from the perspectives of data, learners architecture and also fusion scheme. Indeed, as it can be observed from Figure 3, the misclassified test digits by each fusion design are completely different. This finding encouraged us to explore whether aggregating both ensemble outputs would produce improvements.

We propose MNIST-NET10 by aggregating the best ensembles, **FS1** from section 4.2 and **FS2** from section 4.3. A reasonable and easy to implement aggregation strategy is as follows. If digits d_1 and d_2 are the winners for **FS1** and **FS2** respectively and $d_2 \neq d_1$, we compute the predicted digit of the combination of both ensembles, d , such that

$$d = \arg \max_{d_i} [v_1(d_i)/9 + v_2(d_i)/101]$$

¹pre-trained CapsNet weights were obtained from: <https://github.com/Sarasra/models/tree/master/research/capsules>




Figure 3: Misclassified test digits (label → results) by (a) a run of ensemble **FS1** (Subsection 4.2) and (b) a run of ensemble **FS2** with CapsNet input (Subsection 4.3).

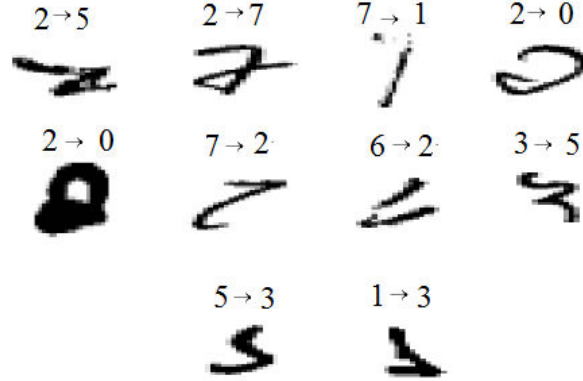


Figure 4: Misclassified test digits (label → result) obtained from fusing **FS1** and **FS2**.

where $v_j(d_i)$, with $i, j = 1, 2$, is the number of votes that d_i receives at the output of the j th ensemble. This is an aggregation based on the degree of certainty of each fusion architecture for the candidate digits. Values 9 and 101 corresponds respectively to the number of classifiers in **FS1** and the number of classifiers in the last level of **FS2**.

The performance result for 10 runs of this fusion scheme is $0.10 \pm 0.02\%$, which is better than the test error of the independent fusion schemes. The misclassified digits for a run of the aggregated ensembles are shown in Figure 4. As we can observe from this figure, ten and four misclassified digits respectively by **FS1** and **FS2** from Figure 3(a) and (b) are now correctly classified by the fusion of both ensembles. However, two and eight misclassified digits by **FS1** and **FS2** respectively are still misclassified by the fusion of both ensembles.

It is interesting to note that the remaining misclassified digits have strange shapes and are impossible to be correctly classified by a human eye. However, further exploiting the idea of combining heterogeneous ensembles could provide even (statistically) better results, although practical differences would be minor.

5 Conclusions

This paper introduces MNIST-NET10, a complex heterogeneous fusion architecture based on a novel degree of certainty aggregation strategy, that achieves the state-of-the art accuracy in the problem of MNIST with only 10 misclassified images. Moreover, we present an overview of the most popular ensemble methods and pre-processing techniques

that when combined together can improve robustness and accuracy with respect to the best individual model. The state-of-the-art in MNIST with ensembles is also presented.

As learnt lessons from our study, we can state that building complex deep learning fusions, by combining different heterogeneous ensemble methods considering deep learning neural networks, data augmentation and data transformation increases diversity and consequently increase robustness and efficiency of the global model.

In general, current research in deep neural networks can be split into two groups, the first group of studies focuses on further increasing performance of models while the second focuses on improving explainability and accountability of single classification models [39]. Improving performance by combining different forms of diversity with deep neural network designs is an important and still open area of research. Hence, exploring this large space of combinations is essential as it is plausible to expect excellent results in many fields of application. In the mid and long term, explainability methods must be extended and adapted to the context of ensembles.

References

- [1] S Abe. Analysis of multiclass support vector machines. *Thyroid*, 21(3):3772, 2003.
- [2] A Ahachad, L Álvarez-Pérez, and A R Figueiras-Vidal. Boosting ensembles with controlled emphasis intensity. *Pattern Recognition Letters*, 88:1–5, 2017.
- [3] R F Alvear-Sandoval and A R Figueiras-Vidal. On building ensembles of stacked denoising auto-encoding classifiers and their further improvement. *Information Fusion*, 39:41–52, 2018.
- [4] R F Alvear-Sandoval, J L Sancho-Gómez, and A R Figueiras-Vidal. Improving CNNs performance: The case of MNIST. *Information Fusion*, 52:106–109, 2019.
- [5] M Amer and T Maul. Path capsule networks. *CoRR*, abs/1902.03760, 2019.
- [6] R Anand, K Mehrotra, C K Mohan, and S Ranka. Efficient classification for multiclass problems using modular neural networks. *IEEE Transactions on Neural Networks*, 6(1):117–124, 1995.
- [7] Y Bengio, A Courville, and P Vincent. Representation learning: A review and new perspectives. *IEEE Trans. Pattern Analysis and Machine Intell.*, 35:1798–1828, 2013.
- [8] P R Brahma, W Wu, and She Y. Why deep learning works: A manifold disentanglement perspective. *IEEE Trans. Neural Networks and Learning Systems*, 27:1997–2008, 2016.
- [9] L Breiman. Bagging predictors. *Machine Learning*, 24(2):123–140, 1996.
- [10] L Breiman. Randomizing outputs to increase prediction accuracy. *Machine Learning*, 40(3):229–242, 2000.
- [11] M Buscema, W J Tastle, and S Terzi. Meta net: A new meta-classifier family. In *Data mining applications using artificial adaptive systems*, pages 141–182. Springer, 2013.
- [12] D Charte, F Charte, S García, M J del Jesus, and F Herrera. A practical tutorial on autoencoders for nonlinear feature fusion: Taxonomy, models, software and guidelines. *Information Fusion*, 44:78–96, 2018.
- [13] D Cireşan, U Meier, and J Schmidhuber. Multi-column deep neural networks for image classification. *arXiv preprint arXiv:1202.2745*, 2012.
- [14] P Clark and R Boswell. Rule induction with cn2: Some recent improvements. In *European Working Session on Learning*, pages 151–163. Springer, 1991.
- [15] T G Dietterich and G Bakiri. Solving multiclass learning problems via error-correcting output codes. *Journal of Artificial Intelligence Research*, 2:263–286, 1995.
- [16] Y Freund, R Schapire, and N Abe. A short introduction to boosting. *Journal-Japanese Society For Artificial Intelligence*, 14(771-780):1612, 1999.
- [17] M Galar, A Fernández, E Barrenechea, H Bustince, and F Herrera. Ordering-based pruning for improving the performance of ensembles of classifiers in the framework of imbalanced datasets. *Information Sciences*, 354:178–196, 2016.
- [18] S García, J Luengo, and F Herrera. *Data preprocessing in data mining*. Springer, 2015.
- [19] V Gómez-Verdejo, J Arenas-García, and A R Figueiras-Vidal. A dynamically adjusted mixed emphasis method for building boosting ensembles. *IEEE Transactions on Neural Networks*, 19:3–17, 2008.
- [20] V Gómez-Verdejo, M Ortega-Moral, J Arenas-García, and A R Figueiras-Vidal. Boosting by weighting critical and erroneous samples. *Neurocomputing*, 69:679–685, 2006.

- [21] R A Jacobs, M I Jordan, S J Nowlan, and G E et al. Hinton. Adaptive mixtures of local experts. *Neural Computation*, 3(1):79–87, 1991.
- [22] S. Knerr, L. Personnaz, and G. Dreyfus. Single-layer learning revisited: a stepwise procedure for building and training a neural network. In *Neurocomputing*, pages 41–50. Springer, 1990.
- [23] A Krizhevsky, I Sutskever, and G E Hinton. Imagenet classification with deep convolutional neural networks. In *Advances in neural information processing systems*, pages 1097–1105, 2012.
- [24] Y LeCun et al. Gradient-based learning applied to document recognition. *Proceedings of the IEEE*, 86(11):2278–2324, 1998.
- [25] H Li and Y Wang. Cognitive consistency routing algorithm of capsule-network. *CoRR, abs/1808.09062*, 2018.
- [26] G Hinton, N Srivastava, A Krizhevsky, I Sutskever, and R Salakhutdinov. Improving neural networks by preventing co-adaptation of feature detectors. *CoRR, abs/1207.0580*, 2012.
- [27] A Loquercio, F Della Torre, and M Buscema. Computational eco-systems for handwritten digits recognition. *arXiv preprint arXiv:1703.01872*, 2017.
- [28] S Masoudnia and R Ebrahimpour. Mixture of experts: a literature survey. *Artificial Intelligence Review*, 42(2):275–293, 2014.
- [29] M A Nielsen. Neural networks and deep learning. *Determination Press*, 2015.
- [30] J C Platt, N Cristianini, and J Shawe-Taylor. Large margin dags for multiclass classification. In *Advances in neural information processing systems*, pages 547–553, 2000.
- [31] L Rokach. Ensemble methods for classifiers. In *Data mining and knowledge discovery handbook*, pages 957–980. Springer, 2005.
- [32] S Sabour, N Frosst, and G E Hinton. Dynamic routing between capsules. In *Advances in Neural Information Processing Systems*, pages 3856–3866, 2017.
- [33] S Tabik, D Peralta, A Herrera-Poyatos, and F Herrera. A snapshot of image pre-processing for convolutional neural networks: case study of mnist. *International Journal of Computational Intelligence Systems*, 10(1):555–568, 2017.
- [34] P Vincent, H Larochelle, I Lajoie, Y Bengio, and P A Manzagol. Stacked denoising autoencoders: Learning useful representations in a deep network with a local denoising criterion. *J. Machine Learning Res.*, 11:3371–3408, 2010.
- [35] L Wan, M Zeiler, S Zhang, Y Le Cun, and R Fergus. Regularization of neural networks using DropConnect. In *International conference on machine learning*, pages 1058–1066, 2013.
- [36] W Zaremba, I Sutskever and O Vinyals. Recurrent neural network regularization. *arXiv preprint arXiv:1409.2329*, 2014.
- [37] J Sill, G Takacs, L Mackey and D Lin. Feature-weighted linear stacking. *arXiv preprint arXiv:0911.0460*, 2009.
- [38] D Wolpert. Stacked generalization. *Neural networks*. 5(2), pages 241–259, 1992.
- [39] A Arrieta, N Diaz-Rodriguez, J Del Ser, A Bennetot, S Tabik, A Barbado, S Garcia, S Gil-Lopez, D Molina, R Benjamins, R Chatila, F Herrera. Explainable Artificial Intelligence (XAI): Concepts, taxonomies, opportunities and challenges toward responsible AI. *Information Fusion*. 58, pages 82–115, 2020.