arXiv:2001.06472v1 [cs.LG] 17 Jan 2020

Gradient descent with momentum — to accelerate or to super-accelerate?

Goran Nakerst[1], John Brennan[1], and Masudul Haque[1,2]

[1]Department of Theoretical Physics, Maynooth University, Co. Kildare, Ireland
[2]Max-Planck Institute for the Physics of Complex Systems, Dresden, Germany

Abstract

We consider gradient descent with 'momentum', a widely used method for loss function minimization in machine learning. This method is often used with 'Nesterov acceleration', meaning that the gradient is evaluated not at the current position in parameter space, but at the estimated position after one step. In this work, we show that the algorithm can be improved by extending this 'acceleration' — by using the gradient at an estimated position several steps ahead rather than just one step ahead. How far one looks ahead in this 'super-acceleration' algorithm is determined by a new hyperparameter. Considering a one-parameter quadratic loss function, the optimal value of the super-acceleration can be exactly calculated and analytically estimated. We show explicitly that super-accelerating the momentum algorithm is beneficial, not only for this idealized problem, but also for several synthetic loss landscapes and for the MNIST classification task with neural networks. Super-acceleration is also easy to incorporate into adaptive algorithms like RMSProp or Adam, and is shown to improve these algorithms.

1 Introduction and Main Result

Training machine learning models very often involves minimizing a scalar function of a large number of real parameters. This function is usually called the loss function or cost function in machine learning, and often called the objective function in the optimization literature. Arguably, the most popular class of methods for minimization are first-order methods based on gradient descent (LeCun et al., 2015; Ruder, 2016; Goodfellow et al., 2016). For example, for training (deep) neural networks, these are the preferred class of methods because gradients of the loss function with respect to parameters can be easily calculated via backpropagation (Rumelhart et al., 1986; LeCun et al., 1998; Nielsen, 2015), whereas calculating second derivatives or the Hessian is expensive.

The algorithm for basic gradient descent is the iteration

$$\theta^{(i+1)} = \theta^{(i)} - \eta \nabla L(\theta^{(i)}), \tag{1}$$

Here θ is a D-dimensional vector, consisting of the parameters of the machine learning model. The superscripts represent the iteration count. The objective function to be minimized, $L(x)$, is a $\mathbb{R}^D \to \mathbb{R}$ function known as the loss function or cost function. The positive constant η is the learning rate. It is often modified during minimization, i.e., could depend on the iteration count i. In this work, we will mainly focus on constant η.

We consider a commonly used variation of gradient descent:

$$\begin{aligned} m^{(i)} &= gm^{(i-1)} - \eta \nabla L(\theta^{(i)}) \\ \theta^{(i+1)} &= \theta^{(i)} + m^{(i)}. \end{aligned} \tag{2}$$

This is generally known as gradient descent with momentum, and also as Polyak's heavy ball method (Polyak, 1964). The direction of descent at each step is a linear combination of the direction of the gradient and the direction of the previous step. The hyperparameter g provides an 'intertia'. Although some suggestions for varying g can be found in the literature (Srinivasan et al., 2018; Chen and Kyrillidis, 2019), the value $g = 0.9$ is so widely used that we will mostly focus on this value unless explicitly stated. Momentum is often used by evaluating the gradient not at the current position in parameter space, but rather at the estimated position at the next iteration:

$$\begin{aligned} m^{(i)} &= gm^{(i-1)} - \eta \nabla L(\theta^{(i)} + gm^{(i-1)}) \\ \theta^{(i+1)} &= \theta^{(i)} + m^{(i)}. \end{aligned} \tag{3}$$

This modification is commonly known as Nesterov's accelerated momentum (Nesterov, 1983). The original algorithm of Nesterov (1983) looks somewhat different, but the form (3), introduced in Sutskever et al. (2013), is what is more commonly known in current machine learning literature as Nesterov acceleration. The words 'momentum' and 'acceleration' are both used in a different sense from their meaning in physics/mechanics.

In this paper, we propose and analyze the following modification to the algorithm (3):

$$\begin{aligned} m^{(i)} &= gm^{(i-1)} - \eta \nabla L(\theta^{(i)} + \sigma m^{(i-1)}) \\ \theta^{(i+1)} &= \theta^{(i)} + m^{(i)}. \end{aligned} \tag{4}$$

We have introduced a new hyperparameter, σ. When $\sigma = 0$, one obtains the heavy-ball method (2), and when $\sigma = g$, one obtains Nesterov's usual acceleration, (3). In this work we show that it can be advantageous to use values of σ significantly larger than $g \approx 1$. Instead of using the gradient at an estimated point one step ahead, this is using the gradient at an estimated point *several* steps ahead. As this is an extension/strengthening of Nesterov's "acceleration" idea, we refer to $\sigma \gtrsim 1$ as "super-acceleration".

We will first examine the benefit of super-acceleration in the 'toy' setting for convex optimization: a parabolic loss function in a one-parameter system, $L(\theta) = \frac{1}{2}k\theta^2$. The detailed analysis is in Section 2, but here we provide an summary of the main lessons. The algorithm (4) moves the parameters exponentially toward the minimum (possibly with oscillatory factors). The decay constant in the exponent provides the time scale T for minimization. In Figure 1 we show the value of the super-accelearation parameter

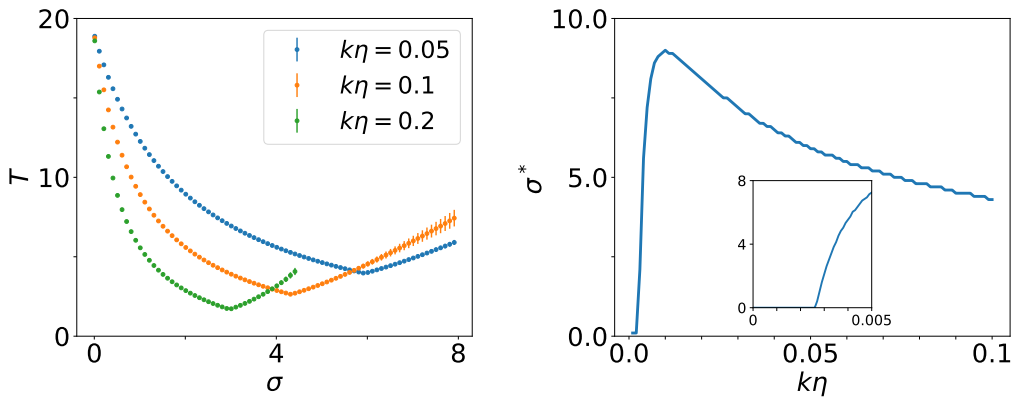

Figure 1: The advantage of super-accelerating the Nesterov momentum algorithm, for minimization of the parabolic objective function $L(\theta) = \frac{1}{2}k\theta^2$ of a single parameter θ. (a) The time scale T for reaching the minimum of $L(\theta)$ is a non-monotonic function of the super-acceleration parameter σ, and has a well-defined minimum. (b) The optimal value of σ, i.e., the value of σ for which T is minimal is plotted as a function of $k\eta$, where η is the learning rate. Except for very small and very large $k\eta$, the optimal value is seen to be significantly larger than 1.

σ that minimizes this time scale. The optimal value σ^* of σ depends on the learning rate η in the combination $k\eta$. Except for extremely small $k\eta$, the optimal σ is generally significantly larger than 1. This provides basic support for our proposal that super-accelerating Nesterov momentum (using $\sigma \gtrsim 1$, i.e., looking ahead several estimated steps) may be advantageous in training by gradient descent. Of course, the generalization from a quadratic one-dimensional problem to a generic machine-learning problem is highly nontrivial. We therefore tested the effect of σ for two-dimensional and ≈ 50-dimensional minimization problems (Section 3), and for training neural networks for handwritten digit classification on the MNIST dataset (Section 4). In all cases, we find that extending σ beyond 1 provides significant speedup in the optimization/training process.

In addition to momentum and acceleration defined above, many other variants and improvements of gradient descent are in use or under discussion in the machine learning community. Listings and discussions of the most common algorithms can be found in (Ruder, 2016; Mehta et al., 2019; Sun et al., 2019; Zhang, 2019). Overviews are also provided in Chapter 8 of Goodfellow et al. (2016), and Chapter 5 of Kochenderfer and Wheeler (2019). Specially prominent are methods that adaptively modify the learning rate η, such as AdaGrad (Duchi et al., 2011), RMSProp (Tieleman and Hinton, 2012), Adam (Kingma and Ba, 2014) and Adadelta (Zeiler, 2012). Momentum and acceleration can be readily incorporated into these adaptive schemes (Dozat, 2016; Ruder, 2016; Goodfellow et al., 2016). Hence, super-acceleration (arbitrary σ) can also be defined. The analysis of super-accelerating one of the modern adaptive algorithms is significantly complicated. However, we provide a preliminary analysis for RMSProp (Section 5) which shows that using $\sigma > 1$ should benefit RMSProp as well.

This Article is organized as follows. In Section 2, we provide a detailed treatment of the one-parameter parabolic problem. The exponential relaxation can be understood by approximating the algorithm by an ordinary differential equation (ODE) which describes the damped harmonic oscillator. Optimizing the algorithm is then seen to be equivalent to tuning parameters to "critical damping"; this allows us to predict the optimal super-acceleration, as presented in Figure 1. In Section 3 we explore our algorithm in two higher-dimensional cases: a synthetic non-quadratic objective function and a 51-dimensional quadratic objective function resulting from linear regression. This exploration shows that super-acceleration is broadly advantageous, but also reveals possible interesting side-effects such as non-linear instabilities. In Section 4 the algorithm is applied to the MNIST digit classification problem. Super-acceleration is applied to examples using both non-stochastic and stochastic gradient descent. In Section 5 we show how super-acceleration is readily incorporated into RMSProp, and the benefits of this combination. Finally, Section 6 provides context and discussion.

2 Quadratic loss function for one parameter — damped harmonic oscillators and optimal super-acceleration

In this section we analyze the effect of super-acceleration on the minmization of a quadratic objective function of a single parameter θ. In the Introduction (Figure 1) we have provided an 'executive summary'; here we consider the problem in some detail.

We are interested in gradient descent with super-acceleration applied to minimizing the loss function of the form $L(\theta) = \frac{1}{2}k\theta^2$. Here θ is a single real variable, and k is a positive constant. This is the simplest and most natural model potential for a convex function of a single variable. The algorithm for this special case is

$$\begin{aligned} m^{(i)} &= gm^{(i-1)} - k\eta(\theta^{(i)} + \sigma m^{(i-1)}) \\ \theta^{(i+1)} &= \theta^{(i)} + m^{(i)}, \end{aligned} \tag{5}$$

which can be rewritten as

$$\begin{aligned} m^{(i)} - m^{(i-1)} &= \alpha m^{(i-1)} - k\eta\theta^{(i)} \\ \theta^{(i+1)} - \theta^{(i)} &= m^{(i)}, \end{aligned} \tag{6}$$

with $\alpha = g - k\eta\sigma - 1$ a negative real number. Written in this form, the iteration equations are reminiscent of difference equaions that are obtained upon discretizing ordinary differential equations (ODEs), as commonly done in numerical solutions of ODEs (Golub and Ortega, 1992; Stoer and Bulirsch, 2002). It turns out that equations (6) can be obtained as approximations to a differential equation representing damped harmonic motion (Qian, 1999; Su et al., 2014; Kovachki and Stuart, 2019). In fact, there are multiple differential equations which, upon discretization, can lead to the scheme of Eq. (6), depending on whether the derivatives are approximated by a forward differnce rule, a backward difference rule, or a midpoint rule.

In Subsection 2.1, we explain how the representation in terms of a damped harmonic oscillator allows us to define a time scale for the optimization process and thus leads to

the prediction of optimal values of σ, as presented in the Introduction. In Subsection 2.2, we will outline several possible ODEs and compare how their predictions match the behavior of the algorithm. Subsection 2.3 discusses the optimal values of the super-acceleration predicted by this analysis.

2.1 Time scale for minimization — critical damping

We will argue below that the algorithm (6) minimizes the variable θ exponentially, with possible oscillations, i.e., the evolution of θ is well-described by the form $e^{-t/T}\cos(\bar{\omega}t+\delta)$, where t is a continuous counterpart of the iteration count i. When the dynamics is of this form, the quantity T is the "timescale" for the minimization process, i.e., the inverse of the rate at which the algorithm approaches the minimum $\theta = 0$. The goal of optimizing the algorithm is thus to choose hyperparameters that will minimize the timescale T. Other criteria, such as minimizing the time it takes to come within a small distance ϵ from $\theta = 0$, is often used in the more mathematical literature on optimization. We consider the smallness of the relaxation timescale T to be a more practically relevant and physical measure of the performance of an optimization algorithm.

The algorithm (6) is approximated by a differential equation of the form

$$\frac{d^2x}{dt^2} + A\frac{dx}{dt} + Bx = 0, \tag{7}$$

with $B > 0$ and $A > 0$. Here the function $x(t)$ is a continuous version of $\theta^{(i)}$. Expressions for A and B in terms of α and $k\eta$ are discussed in the next subsection. Here, we consider the consequence of this form of differential equation.

Eq. (7) describes damped harmonic oscillation, well-known from introductory classical mechanics (Landau and Lifshitz, 1982; Greiner, 2003; Thornton and Marion, 2004). The solution has the form

$$x(t) = e^{-tA/2}\left[Ce^{i\omega t} + De^{-i\omega t}\right], \tag{8}$$

with $\omega = \sqrt{k\eta - A^2/4}$. For small A ('underdamped' regime), the solution is oscillatory with an exponentially decreasing envelop. In this regime the relaxation constant can be read off from the exponential factor to be $T = 2/A$, which decreases with A.

For $A > \sqrt{4B}$ ('overdamped' regime), the oscillation frequency ω becomes imaginary ($\omega = i\omega''$), so that the dynamics is non-oscillatory. Now, the dynamics consists of two exponentially decaying terms, with rate constants $A/2 \pm \omega''$. There are different timescales corresponding to the initial and the long-time relaxation. One may interpret either of $A/2 \pm \omega''$ as $1/T$. In either case, T increases with A in the overdamped regime. (When we plot T in Figure 1, we use the initial relaxation timescale, because this seems more relevant to the efficiency of training a machine learning model.)

In Figure 2(a), we show some example trajectories of the algorithm (5) starting from $\theta = 1$, together with fits to the function $e^{-t/T}\cos(\bar{\omega}t + \delta)$, with fit parameters T, $\bar{\omega}$ and δ. The fits are seen to be excellent, demonstrating that the minimization process of algorithm (5) is well-described by exponential relaxation with or without oscillations, as predicted by the ODE approximation (7).

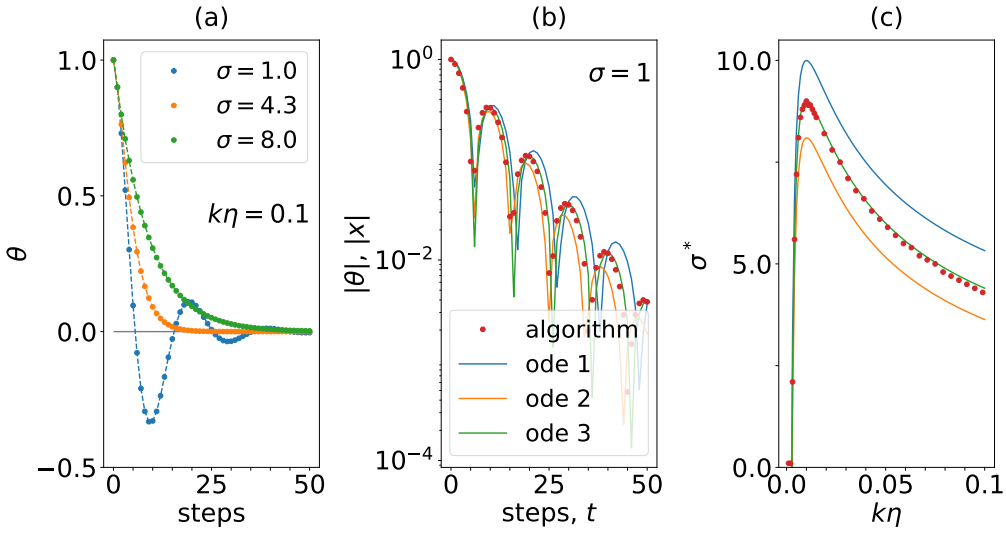

Figure 2: (a) The points show the $\theta^{(i)}$ values followed by the algorithm for $k\eta = 0.01$, for various super-acceleration values σ. We show an underdamped, an overdamped and a critical case. Each trajectory is fitted by an oscillatory exponental (dashed lines). (b) For $k\eta = 0.01$ and $\sigma = 1$, we compare $\theta^{(i)}$ with the predictions for $x(t)$ from the three ODE's, Eqs. (9) (10), (11), labeled as ode 1, 2 and 3 respectively. (c) The value of σ at which the relaxation is fastest, compared with predictions for the critical value obtained from the three ODE's.

As the relaxation constant T decreases in the underdamped regime and increases in the overdamped regime, the point of 'critical' damping ($\omega = 0$ or $A = \sqrt{4B}$) is where T is smallest. It turns out that A is a monotonically increasing function of σ (Subsection 2.2). Thus there is an optimal value, $\sigma = \sigma^*$, at which T is a minimum. This was the result shown and discussed in Figure 1. In Figure 1 we obtained the optimization timescale T simply by fitting data from the algorithm to the form $e^{-\theta/T}\cos(\bar{\omega}t + \delta)$. Approximate analytical expressions for σ^* can be obtained from the differential equations, by finding the parameter values corresponding to critical damping (Subsection 2.3).

2.2 Damped harmonic oscillators: ODEs approximating Eq. (6)

In the numerical solution of ordinary differential equations describing evolution, say Newton's equation for the motion of a particle, it is common to distretize time into small steps and represent derivatives as finite differences (Golub and Ortega, 1992; Stoer and Bulirsch, 2002). Here, we reverse the approximation procedure: our starting point, the algorithm (5) or (6), is a finite difference equation which we relate approximately to an ODE. The procedure is not unique and several slightly different ODEs can serve this purpose. Fortunately, they all have the same form (7).

In Eq. (6), we interpret $\theta^{(i)}$ as the discretized values of a position variable $x(t)$. The i's are then integer values of t. The second line of Eq. (6) then suggests that m_i should

be interpreted as the discretized values of velocity, $v = \frac{dx}{dt}$, because the left side of this equation, $\theta^{(i+1)} - \theta^{(i)}$, is the first-order forward difference formula for the derivative of x, with step size unity. In the first line of Eq. (6), we could identify the difference $m^{(i)} - m^{(i-1)}$ as the acceleration $\frac{d^2x}{dt^2}$. We thus have the ODE

$$\frac{d^2x}{dt^2} - \alpha\frac{dx}{dt} + k\eta x = 0. \tag{9}$$

An inconsistency in this procedure is that both $m^{(i)}$ and $m^{(i-1)}$ have been separately identified as $v(t)$. However, the error due to this inconsistency is of the same order as the difference formulas. If one insists on identifying $m^{(i)}$ as $v(t)$ also in the first line of Eq. (6), one obtains by using the backward difference for the derivative of $v(t)$:

$$\frac{d^2x}{dt^2} - \frac{\alpha}{1+\alpha}\frac{dx}{dt} + \frac{k\eta}{1+\alpha}x = 0, \tag{10}$$

Another approach would be to identify $\frac{1}{2}\left[m^{(i)} + m^{(i-1)}\right]$ as $v(t)$, so that the difference formula used for $v'(t)$ is now a second-order approximation. This leads to

$$\frac{d^2x}{dt^2} - \frac{\alpha}{1+\alpha/2}\frac{dx}{dt} + \frac{k\eta}{1+\alpha/2}x = 0. \tag{11}$$

Since the difference formula for $x'(t)$ is still first-order, the relation between this last equation (11) and the original discrete algorithm is still a first-order approximation.

In Figure 2(b) we compare the oscillatory minimization dynamics of the algorithm (5) or (6) to numerically exact solutions of the three ODEs. It is clear that Eq. (11) performs best as an approximation.

Although it is not of higher order than the other two ODEs, the empirical observation is that Eq. (11) reproduces features of the discrete algorithm (such as the value of σ^*) more faithfully than the other two ODEs, (9) and (10). This is presumably because Eq. (11) incorporates a second-order discretization approximation.

Of course, there may be additional ODEs which approximate the same finite difference equations, but we confine ourselves to these three. Our purpose is not to explore the space of possible ODE approximations, but rather to show that all reasonable approximations are of the form (7), i.e., describe damped harmonic motion.

2.3 Optimal parameter σ^*

The three ODE's, (9), (10), and (11), each have the form (7) discussed in Subsection 2.1. Each of these equations describe damped harmonic oscillations. In each case, A and B can be expressed in terms of $k\eta$ and $\alpha = g - k\eta\sigma - 1$. The case of critical damping is obtained from the condition $A = \sqrt{4B}$. Solving this condition for σ gives estimates for the optimal super-acceleration:

$$\sigma^* = \frac{2}{\sqrt{k\eta}} - \frac{1-g}{k\eta}, \tag{12}$$

$$\sigma^* = -2 + 2\sqrt{1 + \frac{1}{k\eta}} - \frac{1-g}{k\eta} \tag{13}$$

and

$$\sigma^* = -1 + \sqrt{1 + \frac{4}{k\eta}} - \frac{1-g}{k\eta}. \tag{14}$$

We can obtain the optimal super-acceleration parameter σ^* directly from the discrete algorithm, by fitting a function of the form $e^{-t/T}\cos(\bar{\omega}t + \delta)$ to the $\theta^{(i)}$ vs i data (identfying i with time), and then finding the value of σ for which the timescale T is minimal. In Figure 2(c) we compare the numerically determined σ^* with the approximations derived above. The overall shape is described qualitatively by any of the ODE approximations, but the midpoint approximation (11) performs best quantitatively.

2.4 Very small $k\eta$

The value of σ^* calculated numerically for the algorithm becomes ill-defined when $k\eta$ is very small, namely, when $k\eta \lesssim 0.0027$ (Figure 1). The analytic predictions, (12), (13), (14), give negative answers for very small $k\eta$. This indicates that, in very shallow valleys or when a very small learning parameter is used, the benefit of super-acceleration disappears.

At such small values of $k\eta$, any positive σ is 'above' the σ^* curve and hence the algorithm is automatically in the over-damped regime, so that the minimization dynamics is non-oscillatory. Moreover, since σ appears in the algorithm only through the quantity $\alpha = g - k\eta\sigma - 1$, when $k\eta\sigma \ll (1-g)$ the super-acceleration parameter does not affect the algorithm at all. We will later see an example of this effect for a high-dimensional system (Subsection 3.2).

2.5 Summary of one-parameter analysis

In this Section, we provided details and derivations related to the message presented in the Introduction (Figure 1): that super-accelerating momentum-based gradient descent is beneficial for minimization in the one-dimensional parabolic case.

Our analysis shows that either Nesterov-accelerated ($\sigma = g$) or super-accelerated ($\sigma > g$) gradient descent relaxes to the minimum exponentially. We can therefore associate a timescale T to the relaxation dynamics. Optimizing our algorithm means minimizing T. With continuous-time approximations, these algorithms are well-described as damped harmonic oscillators. Since T decreases with σ in the underdamped regime and increases with σ in the overdamped regime, the σ corresponding to *critical* damping provides the minimal relaxation time. Thus there is a well-defined optimal super-acceleration σ^*. This was presented in the Introduction (Figure 1).

The result of the analysis is that $\sigma > 1$ is preferable for all $k\eta$ values above a minimum. (Numerically, we find this value to be ≈ 0.0027.) This indicates that super-accelerating the algorithm will give no benefit for minimization along very shallow valleys. We will see examples of this effect later.

3 Higher-dimensional examples

We now turn to the performance of super-acceleration in the minimization of multi-variable loss functions. In our analysis of the one-variable case with quadratic objective function, we found a well-defined optimal value σ^* of the super-acceleration parameter σ. It is, of course, impossible to generalize this prediction to an arbitrary multi-dimensional problem. Even if the dependences of $L(\theta)$ on each direction θ_i could be approximated as quadratic ($\approx \frac{1}{2}k_i\theta_i^2$), the constants k_i corresponding to different directions can be wildly different, making it impossible to identify an optimal super-acceleration σ. Nevertheless, we expect that when the learning rate is not forced to be too small, super-acceleration would be beneficial for many of the directions of θ-space, so that it is likely to be beneficial for the overall optimization.

In this Section, we test this idea on two synthetic multi-dimensional objective functions. Subsection 3.1 treats a non-quadratic function of two parameters. In Subsection 3.2 we treat quadratic ≈ 50-dimensional problems. In both cases, we show that using $\sigma > 1$ provides benefits; at the same time we learn of some possible pitfalls.

3.1 Minimizing 2D function(s)

In Figure 3 we show the effect of super-acceleration on gradient descent minimization for the objective function

$$L(\theta_1, \theta_2) = (\theta_1^2 + 2\theta_2 - 7)^2 + (2\theta_1 + \theta_2 - 5)^2 + 10^{-3}(\theta_1^6 + \theta_2^6) \tag{15}$$

of two variables, (θ_1, θ_2). The selected function is non-convex and its gradient is non-linear. It is designed to have a valley around which the 'hills' have some spatial non-isotropic structure, as seen in the contour plots in Figure 3. The last term ensures that the minimization procedure does not escape to infinity in any direction, and could be thought of as mimicking a regularization term for machine learning. In this Subsection, we consider the effects of adding momentum and (super-)acceleration to gradient descent for this potential, starting at the initial point $(-1, -3.8)$ and using a learning rate $\eta = 0.01$. We will see that a super-acceleration value around $\sigma \approx 4$ provides the best minimization. Of course, the exact performance and the benefits of super-acceleration will depend on the initial point and the learning rate, even for this particular objective function. However, we expect that there are broadly applicable lessons to be learned from analyzing this particular case.

In Figure 3 we show the trajectories of gradient descent with(out) momentum and with various values of super-acceleration σ. The first 180 steps are shown for each minimization algorithm. In the top row (a-c), trajectories are shown on the θ_1-θ_2 plane. To avoid excessive clutter, each panel shows the trajectories of only two algorithms, one with large empty red circles and one with small blue stars. Successive positions are joined with straight lines for better visualization of the trajectories. In the bottom row, trajectories are characterized using the Euclidean distance to the position of the minimum.

Panel 3(a) shows pure gradient descent without momentum, and also with acceleration-less momentum, i.e., the heavy ball algorithm of Eq. (2) corresponding to $\sigma = 0$. Both

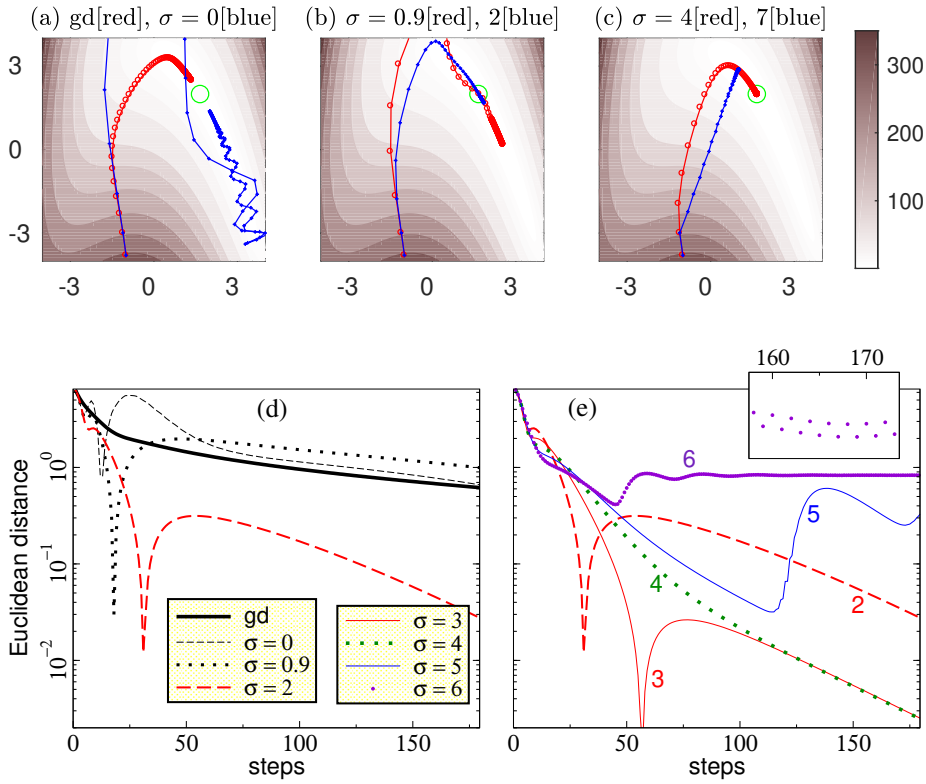

Figure 3: Minimization of the objective function of Eq. 15. First 180 steps, fixed $\eta = 0.01$, starting point $(-1, -3.8)$. (a-c) Trajectories shown on (θ_1, θ_2) plane, together with contour lines of the function. Green circle marks the minimum $\approx (1.690, 1.963)$. (a) Pure gradient descent (gd) and heavy ball ($\sigma = 0$). (b) $\sigma = 0.9 = g$ (Nesterov, red) and $\sigma = 2$ (blue). (c) $\sigma = 4$ (red) and 7 (blue). Lower panels (d,e): evolution of the Euclidean distance to the minimum. In (e), curves are marked with σ values for easy identification. Inset to (e) zooms onto the $\sigma = 6$ trajectory.

these algorithms fall short of reaching the minimum in 180 steps. The striking effect of adding momentum is that the trajectory performs wide oscillations and overshoots. It is often stated that adding momentum *dampens* oscillation (Ruder, 2016; Goodfellow et al., 2016), in apparent contradiction to the observation in panel 3(a). The situation in which momentum has a dampening effect is when the learning rate is so large that pure gradient descent moves from one side of a valley to another in each step, which appears to be the example(s) considered in (Ruder, 2016; Goodfellow et al., 2016). If η is sufficiently small, the situation observed in panel (a) is probably more typical: adding momentum causes strong oscillations, but can speed up the minimization because the step sizes tend to be much larger.

In 3(b) we see that adding acceleration, $\sigma > 0$, has a dampening effect on the trajectory. Also, super-acceleration ($\sigma = 2$) works significantly better than usual Nesterov acceleration ($\sigma = g = 0.9$). This improvement is also clearly seen in panel (d), where the Eucledean distance to the minimum (θ_1^*, θ_2^*) is plotted. The distance falls much faster

with super-acceleration $\sigma = 2$. (In this particular case, adding momentum or Nesterov acceleration does not improve the minimization compared to pure gradient descent, but this is not generic — typically momentum by itself will improve the algorithm.)

In 3(c) and 3(e) we show the effect of further increasing σ. For this case, the optimal values appear to be around 3 or 4. As σ is further increased, the algorithm tends to get trapped in regions other than the minimum. For example, 3(c) shows that the $\sigma = 7$ algorithm shoots commendably fast into the valley, but after that, gets stuck in a region which is not at the minimum. We find that the iteration oscillates between two nearby points. In 3(e), inset, we show the $\sigma = 6$ algorithm approaching a similar situation. It appears that the nonlinear map defined by the super-accelearted iteration has attractors composed of points which are not at the minimum of the loss function. The difference equations (map) describing the algorithm is nonlinear due to the nonlinearity of the potential (15). In the algorithm (4), the σ parameter appears inside the (gradient of the) loss function; hence it is not surprising that nonlinear effects are enhanced when σ is increased. In the present case, when σ is increased too far, nonlinear effects are enhanced to the point of developing attractors at locations which are not at the minimum.

Comparing in 3(e) the curves for $\sigma = 3$ or $\sigma = 4$, one notices that $\sigma = 3$ curve has a dip indicating that the algorithm overshoots the minimum and then returns along the valley (as with smaller values of σ), but $\sigma = 4$ does not have such an overshooting behavior. This can be understood from our previous one-parameter analysis applied to dynamics within the valley: presumably, $\sigma \lesssim 3$ corresponds to underdamping, and $\sigma = 4$ is closer to criticial damping. This interpretation is meaningful only to the extent that the valley may be approximated as a one-dimensional quadratic structure.

To summarize, we have found that the advantages of super-acceleration, i.e., increasing σ beyond $g \approx 1$, extends beyond the toy one-parameter problem analyzed in Section 2, and holds for non-quadratic potentials such that the gradient is a nonlinear function of parameters. However, in such a potential, for sufficiently large σ, the nonlinearity may give rise to unwanted trapping effects.

3.2 Linear regression

We now consider applying gradient descent with super-acceleration to a many-variable regression problem.

Consider real-valued observations y which are functions of $N_{\rm f}$ real-valued features, x_α, with $\alpha = 1, 2, 3, \ldots, N_{\rm f}$. Given $N_{\rm data}$ such sets of feature values and corresponding observations, the regression problem fits the data using a linear model

$$h_\theta(x) = \theta_0 + \theta_1 x_1 + \theta_2 x_2 + \theta_3 x_3 + \ldots = \theta_0 + \sum_{\alpha=1}^{N_{\rm f}} \theta_\alpha x_\alpha .$$

The parameter space (θ space) is $(1 + N_{\rm f})$-dimensional. The loss function to be minimized in linear regression is

$$L(\theta) = \frac{1}{N_{\rm data}} \sum_{i=1}^{N_{\rm data}} \left(y^{(i)} - h_\theta(x^{(i)}) \right)^2 = \frac{1}{N_{\rm data}} \sum_{i=1}^{N_{\rm data}} \left(y^{(i)} - \theta_0 - \sum_{\alpha=1}^{N_{\rm f}} \theta_\alpha x_\alpha^{(i)} \right)^2 .$$

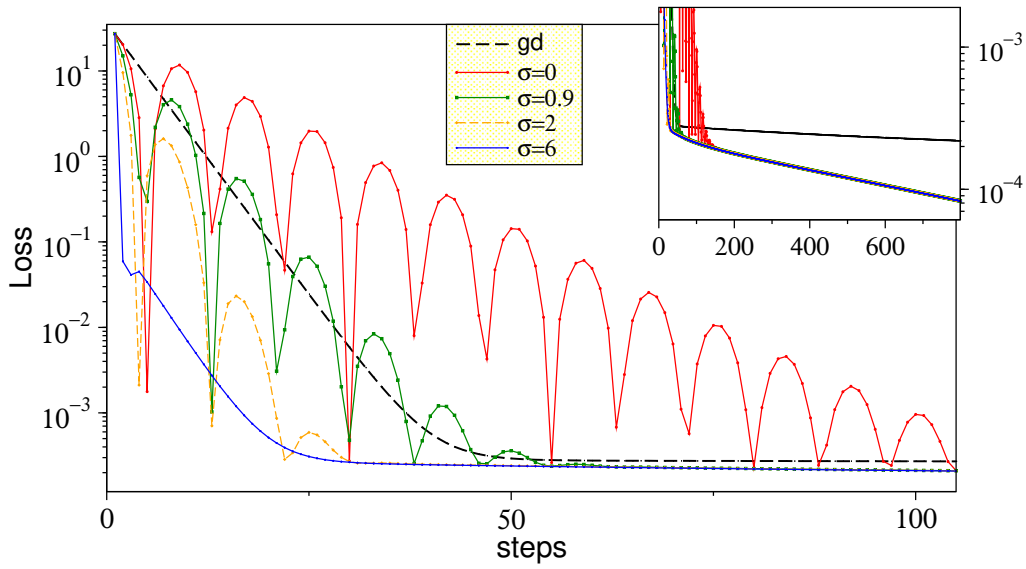

Figure 4: The loss function for a 51-parameter linear regression model, evolving during gradient descent training with $\eta = 0.005$. Inset shows long-time behavior.

Of course, linear regression can be solved by matrix methods which may be more efficient than gradient descent. Nevertheless, this is a standard pedagogical setup for introducing gradient descent. The loss function for linear regression is known to be convex. Here we apply our algorithm, Eq. (4), to this toy problem, to gain intuition about super-acceleration in many-dimensional situations.

In Figure 4 we present minimization algorithms for $N_{\rm f} = 50$, i.e., a 51-dimensional problem. We used $N_{\rm data} = 1000$ data points, i.e., $N_{\rm data} = 1000$ sets of (x_α, y) values. The x_α were chosen uniformly in $(0, 1)$ and the y values were $y^{(i)} = \sum_i \left(x_\alpha^{(i)}/N_{\rm f}\right)^3$. All θ_α are set to the same value 0.2 at the start of each iteration.

Of course, the details are modified when other datasets, initialization, or η are used. We have explored a number of variants, and observed that the aspects we emphasize below are broadly applicable.

A curious aspect visible in Figure 4 (inset) is that, at late times in the iteration, the iterations with momentum all follow the same path, irrespective of super-acceleration σ. Asymptotically, there appears to be a universal, σ-independent $L(\theta)$. In contrast, pure gradient descent without momentum trains slower (the loss function decreases slower) than any of the momentum-based procedures. The asymptotic curve is reached differently for different σ, as seen in the main panel. As σ is increased, the initial minimization is more effective. In fact, in this particular case, for initial minimization the $\sigma = 0$ case is slower even than pure gd, while the $\sigma = 0.9$ case (Nesterov acceleration) is similar to pure gd. The momentum-based methods perform better than pure gd only when super-acceleration, $\sigma \gtrsim 1$, is used.

These dynamical behaviors can be understood by decomposing the loss function into the "eigen-directions" of its hessian at the minimum. Since the loss function is quadratic,

it can then be regarded as a sum of decoupled one-parameter quadratic objective functions, $L = \sum k_i \gamma_i^2$, where the γ_i's are linear combinations of the θ parameters. The qualitative features of Figure 4 can be understood as a sum of the decoupled cases of the one-parameter case treated in Section 2. The steeper directions (with larger k_i) are minimized faster by the algorithm. For $k_i\eta \gtrsim 0.027$, we expect super-acceleration to be beneficial, this explains why larger σ provides faster initial minimization. At late times, the directions with larger k_i have already been minimized, so that only the smallest k_i value is relevant. The dynamics is then in the regime discussed in Subsection 2.4. Any nonzero σ puts us in the overdamped region (above the σ^* line of Figure 1(b)); hence we have the slow non-oscillatory decay seen at late times. The timescale of this decay is nearly independent of σ, as σ appears in the theory only in the combination $\alpha = g - 1 - k\eta\sigma$, which becomes effectively σ-independent when $k\eta\sigma \ll (1-g)$.

Given that the long-time behavior is identical for a range of σ, one might object that super-acceleration provides no benefit in this case. However, for practical machine-learning, the initial rapid minimization is often the most relevant process, and the late-time fine minimization might not even be desirable (e.g., might lead to overfitting). For the initial minimization, Figure 4 shows super-acceleration to be very beneficial.

3.3 Lessons learned

From our studies with the two synthetic objective functions in this section, we have seen that super-accelerating Nesterov momentum in general speeds up minimization, but that there could be pitfalls. In Subsection 3.1, we found that at large σ nonlinearities might cause convergence to spurious fixed points not located at the minimum. In Subsection 3.2 we saw a case where late-time minimization happens in an extremely shallow direction, for which super-acceleration is no better (but no worse) than Nesterov acceleration or even pure momentum.

4 MNIST classification with neural networks

Having explored synthetic potentials and datasets in the previous section, we now turn to applying super-acceleration to a standard machine learning benchmark problem: handwritten digit recognition using neural networks, using the MNIST dataset (LeCun, 1998; Nielsen, 2015). In Figure 5 we show results obtained with gradient descent without stochasticity, i.e., instead of using mini-batches, all of the training data is used for computing the gradient. Thus each step is an epoch.

As usual, the training data consists of 60k images and the test data consists of 10k images. Figure 5 shows the accuracy and the loss function computed on the *test* data, as training progresses. The input layer has $28^2 = 784$ nodes, each input being a pixel value. The output layer has 10 nodes, representing desired classification results for the digits from 0 to 9. The loss function used is the Euclidean distance of the output from the one-hot vector corresponding to the digit label, averaged over the images.

To display the robustness of our results, we show the training process for two different network architectures. The panels on the top row, 5(a,b), are for a network with a single

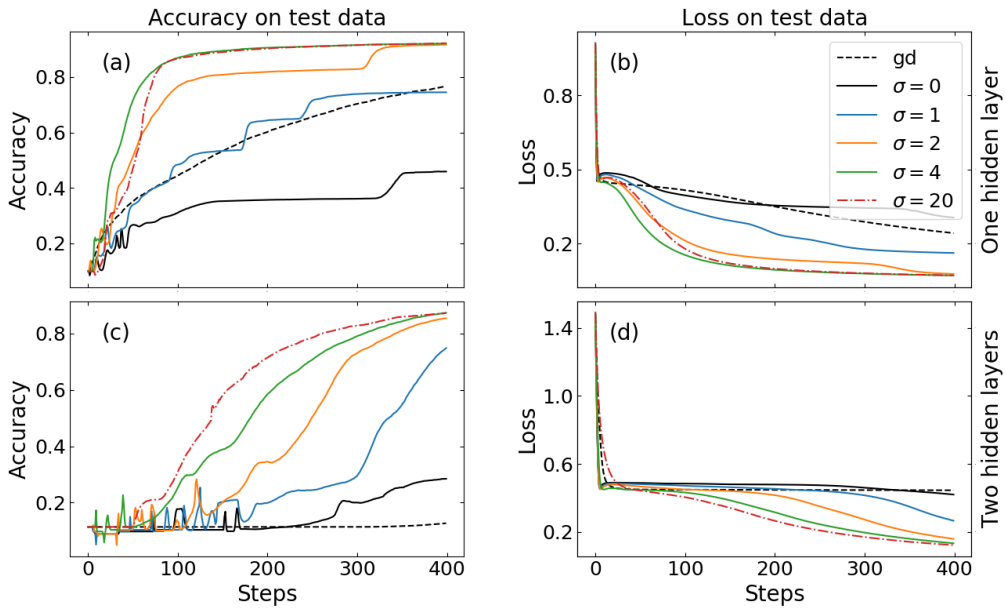

Figure 5: Super-acceleration tested on training neural networks on MNIST digit classification. The accuracy and loss are calculated on test data during training. The gradient descent is non-stochastic: each step is an 'epoch'. (a,b) Single hidden layer: architecture 784–30–10. (c,d) Two hidden layers: 784–15–15–10.

hidden layer with 30 nodes, i.e., a 784–30–10 architecture. The lower row shows data for training a 784–15–15–10 network, with two hidden layers.

We show both the classification accuracy and loss function on the test data. (The curves for the training data are very similar as there is little or no overfitting at these training stages.) In both cases, each training algorithm is started with the same values of parameters. The weights and biases are each drawn randomly from a gaussian distribution, centred at zero and with widths either unity (biases) or normalized by the number of nodes in that layer (weights), as suggested in Chapter 3 of Nielsen (2015). We run the minimization algorithms with learning rate $\eta = 0.5$ in each case.

Although some details are different for the two networks (top and bottom row of Figure 5), the outstanding feature in both cases is that super-acceleration provides clear improvement in the training process. In both networks, $\sigma = 4$ provides superior training compared to smaller values of σ. We have also tested $\sigma = 20$. In the synthetic examples of Section 3, such large values generally led to instabilities or overflow errors. However, in the MNIST classification tasks, super-acceleration $\sigma = 20$ apears to function well, and even outperforms $\sigma = 4$ in the two-layer case. According to our one-dimensional analysis in Section 2, $\sigma = 20$ would be beyond the optimal value of σ, but in the MNIST case large σ values apparently continue to be performant.

Similar to the multi-dimensional quadratic case studied in Subsection 3.2, we note that, late in the training process, the curves with momentum appear to merge together independent of σ. In our data up to 400 steps, the curves for $\sigma \geq 2$ have already merged.

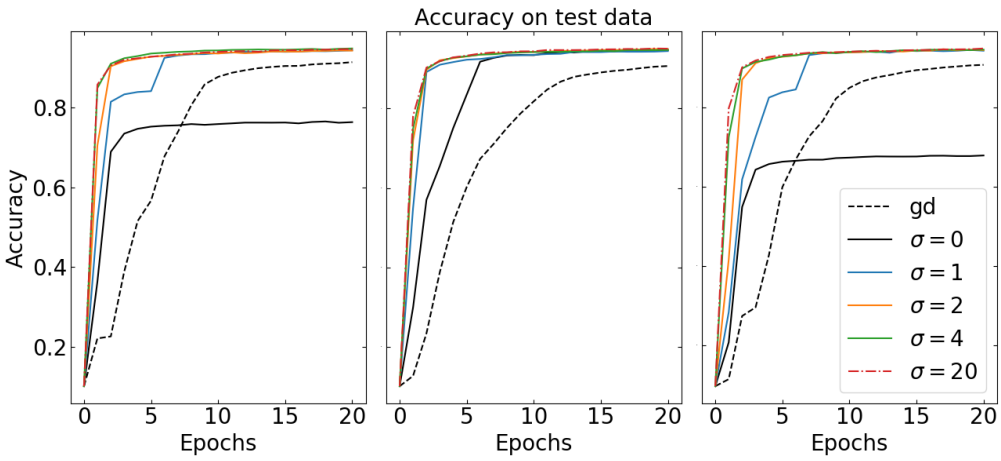

Figure 6: Super-acceleration tested on training neural networks on MNIST digit classification, with the 784–30–10 network described for the previous figure. Now, stochastic gradient descent is used. The training set is divided into mini-batches, each containing 200 training images. Each epoch now consists of $60000/200 = 300$ steps. Three different stochastic runs are shown.

In analogy to Figure 4, one surmises that the other curves will merge later on during training. This suggests that the loss landscape for MNIST classification has some similarities to that of the regression problem, i.e., to a multi-dimensional quadratic function with a range of curvatures in different directions.

In Figure 6, we show evaluations of super-acceleration using *stochastic* gradient descent, which is more common in practical machine learning. The training set is now stochastically divided into mini-batches, and the mini-batches are used to calculate approximations to the gradient. The overall features are similar to the non-stochastic case of Figure 5:

$[a]$ Larger σ allows rapid optimization; hence super-acceleration is beneficial.

$[b]$ In the long-time limit, the accuracy or loss tends to become independent of σ.

5 Combining with adaptive methods (RMSProp)

The learning rate η is a hyperparameter that obviously affects the minimization process strongly. Therefore, it is tempting to modify the effective learning rate based on data acquired during the process. In recent years, many such adaptive algorithms have appeared, and at this time these algorithms have arguably become more common than gradient descent with constant or pre-determined η. In particular, RMSProp (Tieleman and Hinton, 2012) and Adam (Kingma and Ba, 2014) are often mentioned as default minimization algorithms.

When RMSProp is combined with momentum, it is almost identical to Adam (Ruder, 2016; Goodfellow et al., 2016). Nesterov-accelerating these methods, by evaluating the

gradient at the estimated one-step-forward position, have also been discussed (Dozat, 2016; Ruder, 2016). Clearly, if the algorithm can be Nesterov accelerated, it can also be super-accelerated, in the sense introduced in the present work. A thorough understanding of the effects and potential benefits of combining adaptive learning rates with super-acceleration would require a very extensive study; here we present some basic calculations.

The RMSProp algorithm with momentum and super-acceleration is

$$\begin{aligned} r^{(i)} &= \beta_2 r^{(i-1)} + (1-\beta_2)\left[\nabla L(\theta^{(i)} + \sigma m^{(i-1)})\right]^2 \\ m^{(i)} &= g m^{(i-1)} - \frac{\eta}{\sqrt{r^{(i)}+\epsilon}} \nabla L(\theta^{(i)} + \sigma m^{(i-1)}) \\ \theta^{(i+1)} &= \theta^{(i)} + m^{(i)}. \end{aligned} \tag{16}$$

We have taken the RMSProp+momentum algorithm as described in (Ruder, 2016; Goodfellow et al., 2016), and added super-acceleration, i.e., the gradient is now evaluated not at the current values of the parameters, but at an estimated forward point $\theta^{(i)} + \sigma m^{(i-1)}$. The values $\beta_2 = 0.999$ and $\epsilon = 10^{-7}$ are reasonably standard; we confine ourselves to these values. The 'division' in the second line is component-wise division, which is not standard mathematical notation but standard in this field. The intuition behind this algorithm is that directions in θ space which have seen little change (smaller gradient magnitudes) in recent iterations are favored at the expense of those directions that have enjoyed rapid changes (larger gradient magnitudes). This is supposed to help escape from saddle points and minimize rapidly along shallow directions.

The Adam and Nadam algorithms are based on almost the same ideas (Kingma and Ba, 2014; Dozat, 2016; Ruder, 2016; Goodfellow et al., 2016). The main differences are (1) that the adaptive factor appears in the third equation for θ rather than in the second equation for m; (2) a bias correction that is important for initial iterations, which we believe does not play much of a role in determining the timescale. We do not currently have a good theoretical understanding of the differences between RMSProp (with momentum) and Adam. It is reasonable to expect that the basic intuitions obtained below for combining super-accelearation with RMSProp should also hold for combining super-acceleration with other adaptive algorithms.

We provide below some results for the algorithm (16) for the one-parameter case with a parabolic loss function (Subsection 5.1) and with the two-parameter loss function, Eq. (15), used previously (Subsection 5.2). We reiterate that this should be a regarded as an initial overview and a full analysis exploring various parameter regimes would involve a substantial study in its own right.

5.1 One-parameter parabolic function

As we did in Section 2 for the non-adaptive super-acceleration algorithm, we now examine RMSProp with super-acceleration for the simplest model: a loss function of the form $L(\theta) = \frac{1}{2}k\theta^2$, where θ is a single real variable, and k is a positive constant. The

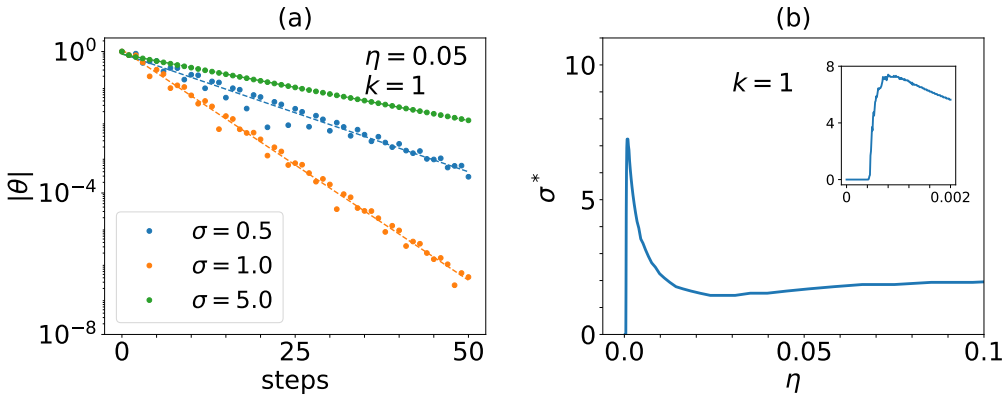

Figure 7: Super-accelerating RMSProp with momentum: parabolic objective function for a single θ parameter. Hyperparameters: $\beta_2 = 0.999$ and $\epsilon = 10^{-7}$. (a) $|\theta^{(i)}|$ vs i, fitted to exponentials, in order to extract 'timescale' T. (b) Optimal super-acceleration as a function of learning rate.

algorithm (16) for this special case becomes

$$\begin{aligned} r^{(i)} &= \beta_2 r^{(i-1)} + (1-\beta_2)k^2 \left[\theta^{(i)} + \sigma m^{(i-1)}\right]^2 \\ m^{(i)} &= g m^{(i-1)} - \frac{k\eta}{\sqrt{r^{(i)}+\epsilon}} \left[\theta^{(i)} + \sigma m^{(i-1)}\right] \\ \theta^{(i+1)} &= \theta^{(i)} + m^{(i)}. \end{aligned} \tag{17}$$

with the understanding that θ, m and r now have single-component real values instead of having many components. (If they are regarded as vectors in $\mathbb{R}^D$, then $D = 1$.) If Eq. (17) is regarded as a map of the variable θ, then it is clearly a heavily nonlinear map. As in Section 2, we can find ordinary differential equations approximating this discrete algorithm; these ODE's are nonlinear and therefore not as easy to draw lessons from as was the case with the damped harmonic oscillators. Instead, we present in Figure 7 results from direct analysis of numerical runs of the algorithm (17).

Unlike the non-adaptive case in Section 2, in Eq. (17) the constant k, parameterizing the steepness of the parabolic potential, cannot be absorbed into a factor $k\eta$. It is thus an independent parameter, meaning that an exploration of k values is necessary for a full understanding of the algorithm. For the purpose of the present preliminary exploration, we restrict to $k = 1$.

Although the damped harmonic oscillator (7) is no longer an excellent approximation, we find that the algorithm has the same overall qualitative features as in Section 2: for small σ we obtain oscillatory relaxation to the minimum $\theta = 0$, and the relaxation time scale T decreases with increasing σ, while above a 'critical' σ the relaxation is non-oscillatory and increases with further increase of σ. Thus there is an optimal value of σ which minimizes T. Despite the qualitative similarity, a function of the form $e^{-t/T}\cos(\bar{\omega}t + \delta)$ does not provide quantitative fits to the $\theta^{(i)}$ vs i data (identfying i with time as before). Therefore, we simply fit the function $\propto e^{-t/T}$ to $\left|\theta^{(i)}\right|$, in order to

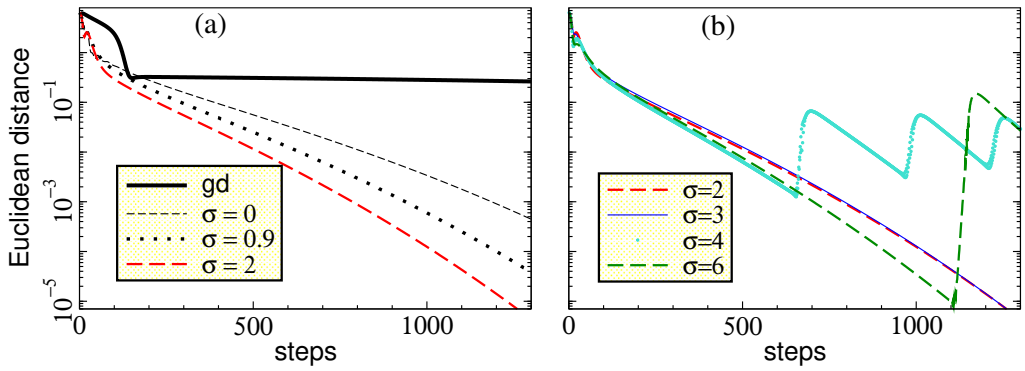

Figure 8: Minimization of the objective function of Eq. 15, using RMSProp with momentum and (super-)acceleration, shown using the Euclidean distance from the minimum. As in Figure 3, $\eta = 0.01$ and the starting point is $(\theta_1, \theta_2) = (-1, -3.8)$. RMSProp hyperparameters are $\beta_2 = 0.999$ and $\epsilon = 10^{-7}$.

extract T, effectively averaging over the oscillations, Figure 7(a). This procedure is not theoretically rigorous but suffices to extract a relaxation time scale. As before, plotting T against σ provides us with the optimal super-acceleration value σ^*. Figure 7(b) shows σ^* as a function of η for $k = 1$.

From Figure 7(b) we conclude that a super-acceleration parameter σ considerably larger than $g \approx 1$ is beneficial, as long as the learning parameter η is not very small. This is very similar to the non-adaptive case.

5.2 Two-dimensional function

We have performed some exploratory calculations of RMSProp with super-acceleration, algorithm (16), for two-dimensional test functions. Overall, the situation is less clear than the non-adaptive case, and the algorithm seems more likely to show classic behaviors associated with nonlinearlities, such as attractions to regions other than the minimum. However, the general trend is still that super-acceleration with $\sigma > 1$ is beneficial.

In Figure 8, we show the minimization process for the two-parameter function, Eq. 15, explored in Subsection 3.1, for $\eta = 0.1$ and the same starting point as in Figure 3. As in the non-adaptive case, the minimization becomes faster as σ is increased beyond $g \approx 1$, but when σ is too large, nonlinearities cause the algorithm to converge elsewhere instead of at the minimum. These results suggest that it might be generally advantageous to start with a large σ for rapid initial minimization, and then at later times reduce σ so as to avoid nonlinearities.

6 Discussion, Context and Recommendations

Currently, there is no consensus on the 'best' variant of gradient descent for use in machine learning, and minimization methods continue to be an active research topic. The

most basic improvements of gradient descent are momentum and Nesterov acceleration. There is a large body of current research either analyzing or suggesting modifications to (non-adaptive) momentum-based methods (Wibisono and Wilson, 2015; Wilson et al., 2016; Wibisono et al., 2016; Yuan et al., 2016; Jin et al., 2017; Lucas et al., 2018; Ma and Yarats, 2018; Cyrus et al., 2018; Srinivasan et al., 2018; Kovachki and Stuart, 2019; Chen and Kyrillidis, 2019; Gitman et al., 2019).

The present work can be considered a contribution of this type. We have proposed a simple twist on the idea of accelerated momentum — extending the acceleration idea of 'looking ahead' to beyond a single estimated step. We have also presented an analysis of the momentum and Nesterov acceleration algorithms in terms of continuous-time ordinary differential equations (ODEs), and exploited the interpretation of these ODE's as damped harmonic motion to predict the optimal super-acceleration parameter, σ. The idea that moving toward the critical point is advantageous has appeared before in the literature (Qian, 1999). We have used this idea quantitatively to predict the optimal σ.

Although adaptive methods (RMSProp, Adam, etc.) are generally considered to be better performant, the relative merits of adaptive versus non-adaptive methods are not yet fully understood (Wilson et al., 2017; Reddi et al., 2019; Choi et al., 2019). Naturally, there is also a significant amount of current research on analyzing and improving adaptive methods (Basu et al., 2018; Zhou et al., 2018; Ma and Yarats, 2018; Barakat and Bianchi, 2018; Luo et al., 2019; Tong et al., 2019; Wu et al., 2019; Zhang et al., 2019). In the present work, we have presented some preliminary results on how our super-acceleration ideas can also be incorporated into adaptive methods such as RMSProp or Adam/Nadam.

We have described a variety of cases where super-acceleration ($\sigma > 1$) speeds up optimization. Our exploration has also revealed two ways in which super-acceleration may fail to provide an advantage. First, in a very shallow part of the landscape, the algorithm may be in the regime of ulra-small $k\eta$, in the language of Section 2. In such a case, the algorithm becomes nearly σ-independent. Another possible pitfall is due to large nonlinearities, which can be amplified by σ to the extent that the algorithm can get trapped in a non-extremal region. Examples were seen in Subsections 3.1 and 5.2. For the severely non-quadratic synthetic function of Eq. (15), such instabilities or attractors appeared for $\sigma \gtrsim 4$. Note however that we did not see this type of phenomenon in our experimentation with neural networks (MNIST classification, Section 4), even for much larger σ values, which suggests that these problems (nonlinear instabilities) might not be serious in practical applications.

In view of these considerations, we can provide the following recommendation for using gradient descent with super-acceleration: start the algorithm with a relatively large σ, say around 5, and then gradually lower σ to around 2 so as to avoid spurious nonlinear phenomena.

This work opens up some questions which require further investigation. (1) First, a thorough analysis and exploration of super-acceleration in combination with the standard adaptive methods — RMSProp, Adam and Adadelta — remains to be performed. In Section 5 we have provided a very preliminary look. Our initial results are promising and suggest that super-accleration might improve these algorithms significantly. In particular, it is possible that in combination with Adadelta, super-acceleration might not

suffer from the small $k\eta$ problem, as the effective learning rate η might be increased when the slope (effective k) becomes too small. (2) Second, we have focused on non-stochastic minimization, except for a cursory exploration in Section 4 in the context of MNIST digit classification. A thorough analysis of super-acceleration for stochastic gradient descent remains another task for future work.

References

Anas Barakat and Pascal Bianchi. Convergence of the adam algorithm from a dynamical system viewpoint. *arXiv preprint arXiv:1810.02263*, 2018.

Amitabh Basu, Soham De, Anirbit Mukherjee, and Enayat Ullah. Convergence guarantees for rmsprop and adam in non-convex optimization and their comparison to nesterov acceleration on autoencoders. *arXiv preprint arXiv:1807.06766*, 2018.

John Chen and Anastasios Kyrillidis. Decaying momentum helps neural network training. *arXiv preprint arXiv:1910.04952*, 2019.

Dami Choi, Christopher J Shallue, Zachary Nado, Jaehoon Lee, Chris J Maddison, and George E Dahl. On empirical comparisons of optimizers for deep learning. *arXiv preprint arXiv:1910.05446*, 2019.

Saman Cyrus, Bin Hu, Bryan Van Scoy, and Laurent Lessard. A robust accelerated optimization algorithm for strongly convex functions. In *2018 Annual American Control Conference (ACC)*, pages 1376–1381. IEEE, 2018.

Timothy Dozat. Incorporating nesterov momentum into adam. In *ICLR Workshop*, 2016.

John Duchi, Elad Hazan, and Yoram Singer. Adaptive subgradient methods for online learning and stochastic optimization. *Journal of Machine Learning Research*, 12(Jul): 2121–2159, 2011.

Igor Gitman, Hunter Lang, Pengchuan Zhang, and Lin Xiao. Understanding the role of momentum in stochastic gradient methods. In *Advances in Neural Information Processing Systems*, pages 9630–9640, 2019.

G.H. Golub and J.M. Ortega. *Scientific Computing and Differential Equations: An Introduction to Numerical Methods*. Academic Press, 1992.

Ian Goodfellow, Yoshua Bengio, and Aaron Courville. *Deep learning*. MIT press, 2016.

W. Greiner. *Classical Mechanics: Point Particles and Relativity*. Springer New York, 2003.

Chi Jin, Praneeth Netrapalli, and Michael I Jordan. Accelerated gradient descent escapes saddle points faster than gradient descent. *arXiv preprint arXiv:1711.10456*, 2017.

Diederik P Kingma and Jimmy Ba. Adam: A method for stochastic optimization. *arXiv preprint arXiv:1412.6980*, 2014.

Mykel J Kochenderfer and Tim A Wheeler. *Algorithms for optimization*. 2019.

Nikola B Kovachki and Andrew M Stuart. Analysis of momentum methods. *arXiv preprint arXiv:1906.04285*, 2019.

L.D. Landau and E.M. Lifshitz. *Mechanics*. Elsevier Science, 1982.

Y. LeCun, L. Bottou, G. Orr, and K. Muller. Efficient backprop. In G. Orr and K. Muller, editors, *Neural Networks: Tricks of the trade*. Springer, 1998.

Yann LeCun. The mnist database of handwritten digits. *http://yann. lecun. com/exdb/mnist/*, 1998.

Yann LeCun, Yoshua Bengio, and Geoffrey Hinton. Deep learning. *Nature*, 521(7553): 436–444, 2015.

James Lucas, Shengyang Sun, Richard Zemel, and Roger Grosse. Aggregated momentum: Stability through passive damping. *arXiv preprint arXiv:1804.00325*, 2018.

Liangchen Luo, Yuanhao Xiong, Yan Liu, and Xu Sun. Adaptive gradient methods with dynamic bound of learning rate. *arXiv preprint arXiv:1902.09843*, 2019.

Jerry Ma and Denis Yarats. Quasi-hyperbolic momentum and adam for deep learning. *arXiv preprint arXiv:1810.06801*, 2018.

Pankaj Mehta, Marin Bukov, Ching-Hao Wang, Alexandre GR Day, Clint Richardson, Charles K Fisher, and David J Schwab. A high-bias, low-variance introduction to machine learning for physicists. *Physics reports*, 2019.

Yurii Nesterov. A method for unconstrained convex minimization problem with the rate of convergence $o(1/k^2)$. *Soviet Mathematics Doklady*, 269:543–547, 1983.

M.A. Nielsen. *Neural Networks and Deep Learning*. Determination Press, 2015. URL `https://books.google.nl/books?id=STDBswEACAAJ`.

Boris T Polyak. Some methods of speeding up the convergence of iteration methods. *USSR Computational Mathematics and Mathematical Physics*, 4:1–17, 1964.

Ning Qian. On the momentum term in gradient descent learning algorithms. *Neural networks*, 12(1):145–151, 1999.

Sashank J Reddi, Satyen Kale, and Sanjiv Kumar. On the convergence of adam and beyond. *arXiv preprint arXiv:1904.09237*, 2019.

Sebastian Ruder. An overview of gradient descent optimization algorithms. *arXiv preprint arXiv:1609.04747*, 2016.

D Rumelhart, G Hinton, and R Williams. Learning representations by back-propagating error. *Nature*, 323(9):533–536, 1986.

Vishwak Srinivasan, Adepu Ravi Sankar, and Vineeth N Balasubramanian. Adine: An adaptive momentum method for stochastic gradient descent. *Proceedings of the ACM India Joint International Conference on Data Science and Management of Data - CoDS-COMAD 18*, 2018.

J. Stoer and R. Bulirsch. *Introduction to Numerical Analysis*. Springer New York, 2002.

Weijie Su, Stephen Boyd, and Emmanuel Candes. A differential equation for modeling nesterovs accelerated gradient method: Theory and insights. In *Advances in Neural Information Processing Systems*, pages 2510–2518, 2014.

Shiliang Sun, Zehui Cao, Han Zhu, and Jing Zhao. A survey of optimization methods from a machine learning perspective. *IEEE Transactions on Cybernetics*, pages 1–14, 2019.

Ilya Sutskever, James Martens, George Dahl, and Geoffrey Hinton. On the importance of initialization and momentum in deep learning. In *International conference on machine learning*, pages 1139–1147, 2013.

S.T. Thornton and J.B. Marion. *Classical dynamics of particles and systems*. Thompson Brooks/Cole, 5th edition, 2004.

Tijmen Tieleman and Geoffrey Hinton. Lecture 6.5-rmsprop: Divide the gradient by a running average of its recent magnitude. *COURSERA: Neural networks for machine learning*, 4(2):26–31, 2012.

Qianqian Tong, Guannan Liang, and Jinbo Bi. Calibrating the learning rate for adaptive gradient methods to improve generalization performance. *arXiv preprint arXiv:1908.00700*, 2019.

Andre Wibisono and Ashia C Wilson. On accelerated methods in optimization. *arXiv preprint arXiv:1509.03616*, 2015.

Andre Wibisono, Ashia C Wilson, and Michael I Jordan. A variational perspective on accelerated methods in optimization. *proceedings of the National Academy of Sciences*, 113(47):E7351–E7358, 2016.

Ashia C Wilson, Benjamin Recht, and Michael I Jordan. A lyapunov analysis of momentum methods in optimization. *arXiv preprint arXiv:1611.02635*, 2016.

Ashia C Wilson, Rebecca Roelofs, Mitchell Stern, Nati Srebro, and Benjamin Recht. The marginal value of adaptive gradient methods in machine learning. In *Advances in Neural Information Processing Systems*, pages 4148–4158, 2017.

Xiaoxia Wu, Simon S Du, and Rachel Ward. Global convergence of adaptive gradient methods for an over-parameterized neural network. *arXiv preprint arXiv:1902.07111*, 2019.

Kun Yuan, Bicheng Ying, and Ali H. Sayed. On the influence of momentum acceleration on online learning. *Journal of Machine Learning Research*, 17(192):1–66, 2016.

Matthew D Zeiler. Adadelta: an adaptive learning rate method. *arXiv preprint arXiv:1212.5701*, 2012.

Jiawei Zhang. Gradient descent based optimization algorithms for deep learning models training. *arXiv preprint arXiv:1903.03614*, 2019.

Michael Zhang, James Lucas, Jimmy Ba, and Geoffrey E Hinton. Lookahead optimizer: k steps forward, 1 step back. In *Advances in Neural Information Processing Systems*, pages 9593–9604, 2019.

Dongruo Zhou, Yiqi Tang, Ziyan Yang, Yuan Cao, and Quanquan Gu. On the convergence of adaptive gradient methods for nonconvex optimization. *arXiv preprint arXiv:1808.05671*, 2018.