

# Online Diverse Learning to Rank from Partial-Click Feedback

Prakhar Gupta<sup>\*†</sup>      Gaurush Hiranandani<sup>\*‡</sup>      Harvineet Singh<sup>\*§</sup>  
 prakharg@cs.cmu.edu      gaurush2@illinois.edu      hs3673@nyu.edu

Branislav Kveton<sup>¶</sup>      Zheng Wen<sup>||</sup>  
 bkveton@google.com      zwen@adobe.com

Iftikhar Ahamath Burhanuddin<sup>||</sup>  
 burhanud@adobe.com

March 4, 2022

## Abstract

Learning to rank is an important problem in machine learning and recommender systems. In a recommender system, a user is typically recommended a list of items. Since the user is unlikely to examine the entire recommended list, partial feedback arises naturally. At the same time, diverse recommendations are important because it is challenging to model all tastes of the user in practice. In this paper, we propose the first algorithm for online learning to rank diverse items from partial-click feedback. We assume that the user examines the list of recommended items until the user is attracted by an item, which is clicked, and does not examine the rest of the items. This model of user behavior is known as the cascade model. We propose an online learning algorithm, **CascadeLSB**, for solving our problem. The algorithm actively explores the tastes of the user with the objective of learning to recommend the optimal diverse list. We analyze the algorithm and prove a gap-free upper bound on its  $n$ -step regret. We evaluate **CascadeLSB** on both synthetic and real-world datasets, compare it to various baselines, and show that it learns even when our modeling assumptions do not hold exactly.

---

<sup>\*</sup>Equal Contribution

<sup>†</sup>Carnegie Mellon University

<sup>‡</sup>University of Illinois Urbana-Champaign

<sup>§</sup>New York University

<sup>¶</sup>Google Research

<sup>||</sup>Adobe Research

# 1 Introduction

Learning to rank is an important problem with many practical applications in web search [3], information retrieval [18], and recommender systems [24]. Recommender systems typically recommend a list of items, which allows the recommender to better cater to the various tastes of the user by the means of diversity [5, 19, 2]. In practice, the user rarely examines the whole recommended list, because the list is too long or the user is satisfied by some higher-ranked item. These aspects make the problem of learning to rank from user feedback challenging.

User feedback, such as clicks, have been found to be an informative source for training learning to rank models [3, 29]. This motivates recent research on online learning to rank [22, 25], where the goal is to interact with the user to collect clicks, with the objective of learning good items to recommend over time. Online learning to rank methods have shown promising results when compared to state-of-the-art offline methods [11]. This is not completely unexpected. The reason is that offline methods are inherently limited by past data, which are biased due to being collected by production policies. Online methods overcome this bias by sequential experimentation with users.

The concept of diversity was introduced in online learning to rank in ranked bandits [22]. Yue and Guestrin [30] formulated this problem as learning to maximize a submodular function and proposed a model that treats clicks as cardinal utilities of items. Another line of work is by Raman et al. [23], who instead of treating clicks as item-specific cardinal utilities, only rely on preference feedback between two rankings. However, these past works on diversity do not address a common bias in learning to rank, which is that lower-ranked items are less likely to be clicked due to the so-called *position bias*. One way of explaining this bias is by the cascade model of user behavior [9]. In this model, the user examines the recommended list from the first item to the last, clicks on the first attractive item, and then leaves without examining the remaining items. This results in *partial-click feedback*, because we do not know whether the items after the first attractive item would be clicked. Therefore, clicks on lower-ranked items are biased due to higher-ranked items. Although the cascade model may seem limited, it has been found to be extremely effective in explaining user behavior [7]. Several recent papers proposed online learning to rank algorithms in the cascade model [14, 15, 32, 17]. None of these papers recommend a diverse list of items.

In this paper, we propose a novel approach to online learning to rank from clicks that addresses both the challenges of partial-click feedback due to position bias and diversity in the recommendations. In particular, we make the following contributions:

- We propose a *diverse cascade model*, a novel click model that models both partial-click feedback and diversity.
- We propose a *diverse cascading bandit*, an online learning framework for learning to rank in the diverse cascade model.
- We propose **CascadeLSB**, a computationally-efficient algorithm for learning to rank in the diverse cascading bandit. We analyze this algorithm and derive a  $O(\sqrt{n})$  upper bound on its  $n$ -step regret.

- We comprehensively evaluate **CascadeLSB** on one synthetic problem and three real-world problems, and show that it consistently outperforms baselines, even when our modeling assumptions do not hold exactly.

The paper is organized as follows. In Section 2, we present the necessary background to understand our work. We propose our new diverse cascade model in Section 3. In Section 4, we formulate the problem of online learning to rank in our click model. Our algorithm, **CascadeLSB**, is proposed in Section 5 and analyzed in Section 6. In Section 7, we empirically evaluate **CascadeLSB** on several problems. We review related work in Section 8. Conclusions and future work are discussed in Section 9.

We define  $[n] = \{1, \dots, n\}$ . For any sets  $A$  and  $B$ , we denote by  $A^B$  the set of all vectors whose entries are indexed by  $B$  and take values from  $A$ . We treat all vectors as column vectors.

## 2 Background

This section reviews two *click models* [7]. A click model is a stochastic model that describes how the user interacts with a list of items. More formally, let  $E = [L]$  be a *ground set* of  $L$  items, such as the set of all web pages or movies. Let  $A = (a_1, \dots, a_K) \in \Pi_K(E)$  be a *list of*  $K \leq L$  *recommended items*, where  $a_k$  is the  $k$ -th recommended item and  $\Pi_K(E)$  is the set of all  $K$ -*permutations* of the set  $E$ . Then the click model describes how the user *examines* and *clicks* on items in any list  $A$ .

### 2.1 Cascade Model

The *cascade model* [9] explains a common bias in recommending multiple items, which is that lower ranked items are less likely to be clicked than higher ranked items. The model is parameterized by  $L$  *item-dependent attraction probabilities*  $\bar{w} \in [0, 1]^E$ .

The user examines a recommended list  $A \in \Pi_K(E)$  from the first item  $a_1$  to the last  $a_K$ . When the user examines item  $a_k$ , the item attracts the user with probability  $\bar{w}(a_k)$ , independently of the other items. If the user is attracted by an item  $a_k$ , the user clicks on it and does not examine any of the remaining items. If the user is not attracted by item  $a_k$ , the user examines the next item  $a_{k+1}$ . The first item is examined with probability one.

Since each item attracts the user independently, the probability that item  $a_k$  is examined is  $\prod_{i=1}^{k-1} (1 - \bar{w}(a_i))$ , and the probability that at least one item in  $A$  is attractive is

$$1 - \prod_{k=1}^K (1 - \bar{w}(a_k)). \quad (1)$$

Clearly, this objective is maximized by  $K$  most attractive items.

### 2.2 Diverse Click Model - Yue and Guestrin [30]

Submodularity is well established in diverse recommendations [5]. In the model of Yue and Guestrin [30], the probability of clicking on an item depends on the gains in topic coverage by that item and the interests of the user in the covered topics.

Before we discuss this model, we introduce basic terminology. The *topic coverage* by items  $S \subseteq E$ ,  $c(S) \in [0, 1]^d$ , is a  $d$ -dimensional vector whose  $j$ -th entry is the coverage of topic  $j \in [d]$  by items  $S$ . In particular,  $c(S) = (c_1(S), \dots, c_d(S))$ , where  $c_j(S)$  is a *monotone* and *submodular* function in  $S$  for all  $j \in [d]$ , that is

$$\begin{aligned} \forall A \subseteq E, e \in E : c_j(A \cup \{e\}) &\geq c_j(A), \\ \forall A \subseteq B \subseteq E, e \in E : c_j(A \cup \{e\}) - c_j(A) &\geq c_j(B \cup \{e\}) - c_j(B). \end{aligned}$$

For topic  $j$ ,  $c_j(S) = 0$  means that topic  $j$  is not covered at all by items  $S$ , and  $c_j(S) = 1$  means that topic  $j$  is completely covered by items  $S$ . For any two sets  $S$  and  $S'$ , if  $c_j(S) > c_j(S')$ , items  $S$  cover topic  $j$  better than items  $S'$ .

The *gain in topic coverage* by item  $e$  over items  $S$  is defined as

$$\Delta(e \mid S) = c(S \cup \{e\}) - c(S). \quad (2)$$

Since  $c_j(S) \in [0, 1]$  and  $c_j(S)$  is monotone in  $S$ ,  $\Delta(e \mid S) \in [0, 1]^d$ . The *preferences* of the user are a distribution over  $d$  topics, which is represented by a vector  $\theta^* = (\theta_1^*, \dots, \theta_d^*)$ .

The user examines all items in the recommended list  $A$  and is attracted by item  $a_k$  with probability

$$\langle \Delta(a_k \mid \{a_1, \dots, a_{k-1}\}), \theta^* \rangle, \quad (3)$$

where  $\langle \cdot, \cdot \rangle$  is the dot product of two vectors. The quantity in (3) is the gain in topic coverage after item  $a_k$  is added to the first  $k - 1$  items weighted by the preferences of the user  $\theta^*$  over the topics. Roughly speaking, if item  $a_k$  is diverse over higher-ranked items in a topic of user's interest, then that item is likely to be clicked.

If the user is attracted by item  $a_k$ , the user clicks on it. It follows that the expected number of clicks on list  $A$  is  $\langle c(A), \theta^* \rangle$ , where

$$\langle c(A), \theta \rangle = \sum_{k=1}^K \langle \Delta(a_k \mid \{a_1, \dots, a_{k-1}\}), \theta \rangle \quad (4)$$

for any list  $A$ , preferences  $\theta$ , and topic coverage  $c$ .

### 3 Diverse Cascade Model

Our work is motivated by the observation that none of the models in Section 2 explain both the position bias and diversity together. The optimal list in the cascade model are  $K$  most attractive items (Section 2.1). These items are not guaranteed to be diverse, and hence the list may seem repetitive and unpleasing in practice. The diverse click model in Section 2.2 does not explain the position bias, that lower ranked items are less likely to be clicked. We illustrate this on the following example. Suppose that item 1 completely covers topic 1,  $c(\{1\}) = (1, 0)$ , and that all other items completely cover topic 2,  $c(\{e\}) = (0, 1)$  for all  $e \in E \setminus \{1\}$ . Let  $c(S) = \max_{e \in S} c(\{e\})$ , where the maximum is taken entry-wise, and  $\theta^* = (0.5, 0.5)$ . Then, under the model in Section 2.2, item 1 is clicked with probability 0.5 in any list  $A$  that contains it, irrespective of its position. This means that the position bias is not modeled well.

### 3.1 Click Model

We propose a new click model, which addresses both the aforementioned phenomena, diversity and position bias. The diversity is over  $d$  topics, such as movie genres or restaurant types. The preferences of the user are a distribution over these topics, which is represented by a vector  $\theta^* = (\theta_1^*, \dots, \theta_d^*)$ .

We refer to our model as a *diverse cascade model*. The user interacts in this model as follows. The user scans a list of  $K$  items  $A = (a_1, \dots, a_K) \in \Pi_K(E)$  from the first item  $a_1$  to the last  $a_K$ , as described in Section 2.1. If the user examines item  $a_k$ , the user is attracted by it proportionally to its gains in topic coverage over the first  $k - 1$  items weighted by the preferences of the user  $\theta^*$  over the topics. The attraction probability of item  $a_k$  is defined in (3). Roughly speaking, if item  $a_k$  is diverse over higher-ranked items in a topic of user's interest, then that item is likely to attract the user. If the user is attracted by item  $a_k$ , the user clicks on it and does not examine any of the remaining items. If the user is not attracted by item  $a_k$ , then the user examines the next item  $a_{k+1}$ . The first item is examined with probability one.

We assume that each item attracts the user independently, as in the cascade model (Section 2.1). Under this assumption, the probability that at least one item in  $A$  is attractive is  $f(A, \theta^*)$ , where

$$f(A, \theta) = 1 - \prod_{k=1}^K (1 - \langle \Delta(a_k \mid \{a_1, \dots, a_{k-1}\}), \theta \rangle) \quad (5)$$

for any list  $A$ , preferences  $\theta$ , and topic coverage  $c$ .

### 3.2 Optimal List

To the best of our knowledge, the list that maximizes (5) under user preferences  $\theta^*$ ,

$$A^* = \arg \max_{A \in \Pi_K(E)} f(A, \theta^*), \quad (6)$$

cannot be computed efficiently. Therefore, we propose a greedy algorithm that maximizes  $f(A, \theta^*)$  approximately. The algorithm chooses  $K$  items sequentially. The  $k$ -th item  $a_k$  is chosen such that it maximizes its gain over previously chosen items  $a_1, \dots, a_{k-1}$ . In particular, for any  $k \in [K]$ ,

$$a_k = \arg \max_{e \in E \setminus \{a_1, \dots, a_{k-1}\}} \langle \Delta(e \mid \{a_1, \dots, a_{k-1}\}), \theta^* \rangle. \quad (7)$$

We would like to comment on the quality of the above approximation. First, although the value of adding any item  $e$  diminishes with more previously added items,  $f(A, \theta^*)$  is not a set function of  $A$  because its value depends on the order of items in  $A$ . Therefore, we do not maximize a monotone and submodular set function, and thus we do not have the well-known  $1 - 1/e$  approximation ratio [20]. Nevertheless, we can still establish the following guarantee.

**Theorem 1** *For any topic coverage  $c$  and user preferences  $\theta^*$ , let  $A^{\text{greedy}}$  be the solution computed by the greedy algorithm in (7). Then*

$$f(A^{\text{greedy}}, \theta^*) \geq (1 - 1/e) \max \left\{ \frac{1}{K}, 1 - \frac{K-1}{2} c_{\max} \right\} f(A^*, \theta^*), \quad (8)$$

where  $c_{\max} = \max_{e \in E} \langle c(\{e\}), \theta^* \rangle$  is the maximum click probability. In other words, the approximation ratio of the greedy algorithm is  $(1 - 1/e) \max \left\{ \frac{1}{K}, 1 - \frac{K-1}{2} c_{\max} \right\}$ .

**Proof 1** The proof is in Appendix A.

Note that when  $c_{\max}$  in Theorem 1 is small, the approximation ratio is close to  $1 - 1/e$ . This is common in ranking problems where the maximum click probability  $c_{\max}$  tends to be small. In Section 7.1, we empirically show that our approximation ratio is close to one in practice, which is significantly better than suggested in Theorem 1.

## 4 Diverse Cascading Bandit

In this section, we present an online learning variant of the diverse cascade model (Section 3), which we call a *diverse cascading bandit*. An instance of this problem is a tuple  $(E, c, \theta^*, K)$ , where  $E = [L]$  represents a ground set of  $L$  items,  $c$  is the topic coverage function in Section 2.2,  $\theta^*$  are user preferences in Section 3, and  $K \leq L$  is the number of recommended items. The preferences  $\theta^*$  are unknown to the learning agent.

Our learning agent interacts with the user as follows. At time  $t$ , the agent recommends a list of  $K$  items  $A_t = (a_1^t, \dots, a_K^t) \in \Pi_K(E)$ . The attractiveness of item  $a_k$  at time  $t$ ,  $w_t(a_k^t)$ , is a realization of an independent Bernoulli random variable with mean  $\langle \Delta(a_k^t \mid \{a_1^t, \dots, a_{k-1}^t\}), \theta^* \rangle$ . The user examines the list from the first item  $a_1^t$  to the last  $a_K^t$  and clicks on the first attractive item. The *feedback* is the index of the click,  $C_t = \min \{k \in [K] : w_t(a_k^t) = 1\}$ , where we assume that  $\min \emptyset = \infty$ . That is, if the user clicks on an item, then  $C_t \leq K$ ; and if the user does not click on any item, then  $C_t = \infty$ . We say that item  $e$  is *examined* at time  $t$  if  $e = a_k^t$  for some  $k \in [\min \{C_t, K\}]$ . Note that the attractiveness of all examined items at time  $t$  can be computed from  $C_t$ . In particular,  $w_t(a_k^t) = \mathbb{1}\{C_t = k\}$  for any  $k \in [\min \{C_t, K\}]$ . The *reward* is defined as  $r_t = \mathbb{1}\{C_t \leq K\}$ . That is, the reward is one if the user is attracted by at least one item in  $A_t$ ; and zero otherwise.

The goal of the learning agent is to maximize its expected cumulative reward. This is equivalent to minimizing the expected cumulative regret with respect to the *optimal list* in (6). The regret is formally defined in Section 6.

## 5 Algorithm CascadeLSB

Our algorithm for solving diverse cascading bandits is presented in Algorithm 1. We call it **CascadeLSB**, which stands for a *cascading linear submodular bandit*. We choose this name because the attraction probability of items is a linear function of user preferences and a submodular function of items.

The algorithm knows the gains in topic coverage  $\Delta(e \mid S)$  in (2), for any item  $e \in E$  and set  $S \subseteq E$ . It does not know the user preferences  $\theta^*$  and estimates them through repeated interactions with the user. It also has two tunable parameters  $\sigma > 0$  and  $\alpha > 0$ , where  $\sigma$  controls the growth rate of the Gram matrix (line 16) and  $\alpha$  controls the degree of optimism (line 9).

---

**Algorithm 1** CascadeLSB for solving diverse cascading bandits.

---

```
1: Inputs: Tunable parameters  $\sigma > 0$  and  $\alpha > 0$  (Section 6)

2:  $M_0 \leftarrow I_d, B_0 \leftarrow \mathbf{0}$  ▷ Initialization
3: for  $t = 1, \dots, n$  do
4:    $\bar{\theta}_{t-1} \leftarrow \sigma^{-2} M_{t-1}^{-1} B_{t-1}$  ▷ Regression estimate of  $\theta^*$ 

5:    $S \leftarrow \emptyset$  ▷ Recommend list  $A_t$  and receive feedback  $C_t$ 
6:   for  $k = 1, \dots, K$  do
7:     for all  $e \in E \setminus S$  do
8:        $x_e \leftarrow \Delta(e \mid S)$ 
9:        $a_k^t \leftarrow \arg \max_{e \in E \setminus S} \left[ x_e^\top \bar{\theta}_{t-1} + \alpha \sqrt{x_e^\top M_{t-1}^{-1} x_e} \right]$ 
10:     $S \leftarrow S \cup \{a_k^t\}$ 
11:    Recommend list  $A_t \leftarrow (a_1^t, \dots, a_K^t)$ 
12:    Observe click  $C_t \in \{1, \dots, K, \infty\}$ 

13:    $M_t \leftarrow M_{t-1}, B_t \leftarrow B_{t-1}$  ▷ Update statistics
14:   for  $k = 1, \dots, \min\{C_t, K\}$  do
15:      $x_e \leftarrow \Delta(a_k^t \mid \{a_1^t, \dots, a_{k-1}^t\})$ 
16:      $M_t \leftarrow M_t + \sigma^{-2} x_e x_e^\top$ 
17:      $B_t \leftarrow B_t + x_e \mathbf{1}\{C_t = k\}$ 
```

---

At each time  $t$ , **CascadeLSB** has three stages. In the first stage (line 4), we estimate  $\theta^*$  as  $\bar{\theta}_{t-1}$  by solving a least-squares problem. Specifically, we take all observed topic gains and responses up to time  $t$ , which are summarized in  $M_{t-1}$  and  $B_{t-1}$ , and then estimate  $\bar{\theta}_{t-1}$  that fits these responses the best.

In the second stage (lines 5–12), we recommend the best list of items under  $\bar{\theta}_{t-1}$  and  $M_{t-1}$ . This list is generated by the greedy algorithm from Section 3.2, where the attraction probability of item  $e$  is overestimated as  $x_e^\top \bar{\theta}_{t-1} + \alpha \sqrt{x_e^\top M_{t-1}^{-1} x_e}$  and  $x_e$  is defined in line 8. This optimistic overestimate is known as the *upper confidence bound (UCB)* [4].

In the last stage (lines 13–17), we update the Gram matrix  $M_t$  by the outer product of the observed topic gains, and the response matrix  $B_t$  by the observed topic gains weighted by their clicks.

The time complexity of each iteration of **CascadeLSB** is  $\mathcal{O}(d^3 + K L d^2)$ . The Gram matrix  $M_{t-1}$  is inverted in  $\mathcal{O}(d^3)$  time. The term  $K L d^2$  is due to the greedy maximization, where we select  $K$  items out of  $L$ , based on their UCBs, each of which is computed in  $\mathcal{O}(d^2)$  time. The update of statistics takes  $\mathcal{O}(K d^2)$  time. **CascadeLSB** takes  $\mathcal{O}(d^2)$  space due to storing the Gram matrix  $M_t$ .

## 6 Analysis

Let  $\gamma = (1 - 1/e) \max \left\{ \frac{1}{K}, 1 - \frac{K-1}{2} c_{\max} \right\}$  and  $A^*$  be the optimal solution in (6). Then based on Theorem 1,  $A_t$  (line 11 of Algorithm 1) is a  $\gamma$ -approximation at any time  $t$ . Similarly to Chen *et al.* [6], Vaswani *et al.* [26], and Wen *et al.* [28], we define the  $\gamma$ -scaled  $n$ -step regret as

$$R^\gamma(n) = \sum_{t=1}^n \mathbb{E} [f(A^*, \theta^*) - f(A_t, \theta^*) / \gamma], \quad (9)$$

where the scaling factor  $1/\gamma$  accounts for the fact that  $A_t$  is a  $\gamma$ -approximation at any time  $t$ . This is a natural performance metric in our setting. This is because even the offline variant of our problem in (6) cannot be solved optimally computationally efficiently. Therefore, it is unreasonable to assume that an online algorithm, like **CascadeLSB**, could compete with  $A^*$ . Under the scaled regret, **CascadeLSB** competes with comparable computationally-efficient offline approximations. Our main theoretical result is below.

**Theorem 2** *Under the above assumptions, for any  $\sigma > 0$  and any*

$$\alpha \geq \frac{1}{\sigma} \sqrt{d \log \left( 1 + \frac{nK}{d\sigma^2} \right) + 2 \log(n) + \|\theta^*\|_2} \quad (10)$$

*in Algorithm 1, where  $\|\theta^*\|_2 \leq \|\theta^*\|_1 \leq 1$ , we have*

$$R^\gamma(n) \leq \frac{2\alpha K}{\gamma} \sqrt{\frac{dn \log \left[ 1 + \frac{nK}{d\sigma^2} \right]}{\log \left( 1 + \frac{1}{\sigma^2} \right)}} + 1. \quad (11)$$

**Proof 2** *The proof is in Appendix B.*

Theorem 2 states that for any  $\sigma > 0$  and a sufficiently optimistic  $\alpha$  for that  $\sigma$ , the regret bound in (11) holds. Specifically, if we choose  $\sigma = 1$  and

$$\alpha = \sqrt{d \log \left( 1 + \frac{nK}{d} \right) + 2 \log(n) + \eta}$$

for some  $\eta \geq \|\theta^*\|_2$ , then  $R^\gamma(n) = \tilde{O}(dK\sqrt{n}/\gamma)$ , where the  $\tilde{O}$  notation hides logarithmic factors. We now briefly discuss the tightness of this bound. The  $\tilde{O}(\sqrt{n})$ -dependence on the time horizon  $n$  is considered near-optimal in gap-free regret bounds. The  $\tilde{O}(d)$ -dependence on the number of features  $d$  is standard in linear bandits [1]. As we discussed above, the  $O(1/\gamma)$  factor is due to the fact that  $A_t$  is a  $\gamma$ -approximation. The  $\tilde{O}(K)$ -dependence on the number of recommended items  $K$  is due to the fact that the agent recommends  $K$  items. We believe that this dependence can be reduced to  $\tilde{O}(\sqrt{K})$  by a better analysis. We leave this for future work.

Finally, note that the list  $A_t$  in **CascadeLSB** is constructed greedily. However, our regret bound in Theorem 2 does not make any assumption on how the list is constructed. Therefore, the bound holds for any algorithm where  $A_t$  is a  $\gamma$ -approximation at any time  $t$ , for potentially different values of  $\gamma$  than in our paper.



Table 1: Approximation ratio of the greedy maximization (Section 3.2) for MovieLens 1M dataset achieved by exhaustive search for different values of  $K$ .

$K$	Approximation ratio
1	1.0000
2	0.9926
3	0.9997
4	0.9986

## 7 Experiments

This section is organized as follows. In Section 7.1, we validate the approximation ratio of the greedy algorithm from Section 3.2. In Section 7.2, we introduce our baselines and topic coverage function. A synthetic experiment, which highlights the advantages of our method, is presented in Section 7.3. In Section 7.4, we describe our experimental setting for the real-world datasets. We evaluate our algorithm on three real-world problems in the rest of the sections.

### 7.1 Empirical Validation of the Approximation Ratio

In Section 3.2, we showed that a near-optimal list can be computed greedily. The approximation ratio of the greedy algorithm is close to  $1 - 1/e$  when the maximum click probability is small. Now, we demonstrate empirically that the approximation ratio is close to one in a domain of our interest.

We experiment with MovieLens 1M dataset from Section 7.5 (described later). The topic coverage and user preferences are set as in Section 7.4 (described later). We choose 100 random users and items and vary the number of recommended items  $K$  from 1 to 4. For each user and  $K$ , we compute the optimal list  $A^*$  in (6) by exhaustive search. Let the corresponding greedy list, which is computed as in (7), be  $A^{\text{greedy}}$ . Then  $f(A^{\text{greedy}}, \theta^*)/f(A^*, \theta^*)$  is the approximation ratio under user preferences  $\theta^*$ .

For each  $K$ , we average approximation ratios over all users and report the averages in Table 1. The average approximation ratio is always more than 0.99, which means that the greedy maximization in (7) is near optimal. We believe that this is due to the diminishing character of our objective (Section 3.2). The average approximation ratio is 1 when  $K = 1$ . This is expected since the optimal list of length 1 is the most attractive item under  $\theta^*$ , which is always chosen in the first step of the greedy maximization in (7).

### 7.2 Baselines and Topic Coverage

We compare **CascadeLSB** to three baselines. The first baseline is **LSBGreedy** [30]. **LSBGreedy** captures diversity but differs from **CascadeLSB** by assuming feedback at all positions. The second baseline is **CascadeLinUCB** [32], an algorithm for cascading bandits with a linear generalization across items [27, 1]. To make it comparable to **CascadeLSB**, we set the feature vector of item  $e$  as  $x_e = \Delta(e \mid \emptyset)$ . This guarantees that **CascadeLinUCB** operates in the same feature space as **CascadeLSB**; except that it does not model interactions due to higher

ranked items, which lead to diversity. The third baseline is **CascadeKL-UCB** [14], a near-optimal algorithm for cascading bandits that learns the attraction probability of each item independently. This algorithm is expected to perform poorly when the number of items is large. Also, it does not model diversity.

All compared algorithms are evaluated by the  $n$ -step regret  $R^\gamma(n)$  with  $\gamma = 1$ , as defined in (9). We approximate the optimal solution  $A^*$  by the greedy algorithm in (7). The learning rate  $\sigma$  in **CascadeLSB** is set to 0.1. The other parameter  $\alpha$  is set to the lowest permissible value, according to (10). The corresponding parameter  $\sigma$  in **LSBGreedy** and **CascadeLinUCB** is also set to 0.1. All remaining parameters in the algorithms are set as suggested by their theoretical analyses. **CascadeKL-UCB** does not have any tunable parameter.

The topic coverage in Section 2.2 can be defined in many ways. In this work, we adopt the probabilistic coverage function proposed in El-Arini *et al.* [10],

$$c(S) = \left( 1 - \prod_{e \in S} (1 - \bar{w}(e, 1)), \dots, 1 - \prod_{e \in S} (1 - \bar{w}(e, d)) \right), \quad (12)$$

where  $\bar{w}(e, j) \in [0, 1]$  is the *attractiveness* of item  $e \in E$  in topic  $j \in [d]$ . Under the assumption that items cover topics independently, the  $j$ -th entry of  $c(S)$  is the probability that at least one item in  $S$  covers topic  $j$ . Clearly, the proposed function in (12) is monotone and submodular in each entry of  $c(S)$ , as required in Section 2.2.

### 7.3 Synthetic Experiment

The goal of this experiment is to illustrate the need for modeling both diversity and partial-click feedback. We consider a problem with  $L = 53$  items and  $d = 3$  topics. We recommend  $K = 2$  items and simulate a single user whose preferences are  $\theta^* = (0.6, 0.4, 0.0)$ . The attractiveness of items 1 and 2 in topic 1 is 0.5, and 0 in all other topics. The attractiveness of item 3 in topic 2 is 0.5, and 0 in all other topics. The remaining 50 items do not belong to any preferred topic of the user. Their attractiveness in topic 3 is 1, and 0 in all other topics. These items are added to make the learning problem harder, as well as to model a real-world scenario where most items are likely to be unattractive to any given user.

The optimal recommended list is  $A^* = (1, 3)$ . This example is constructed so that the optimal list contains only one item from the most preferred topic, either item 1 or 2. The  $n$ -step regret of all the algorithms is shown in Figure 1. We observe several trends.

First, the regret of **CascadeLSB** flattens and does not increase with the number of steps  $n$ . This means that **CascadeLSB** learns the optimal solution.

Second, the regret of **LSBGreedy** grows linearly with the number of steps  $n$ , which means **LSBGreedy** does not learn the optimal solution. This phenomenon can be explained as follows. When **LSBGreedy** recommends  $A^* = (1, 3)$ , it severely underestimates the preference for topic 2 of item 3, because it assumes feedback at the second position even if the first position is clicked. Because of this, **LSBGreedy** switches to recommending item 2 at the second position at some point in time. This is suboptimal. After some time, **LSBGreedy** switches back to recommending item 3, and then it oscillates between items 2 and 3. Therefore, **LSBGreedy** has a linear regret and performs poorly.

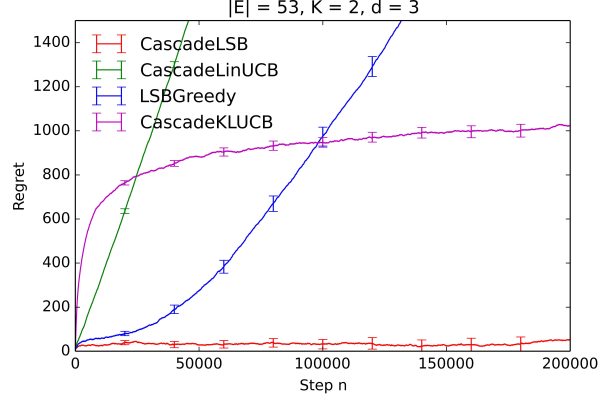


Figure 1: Evaluation on synthetic problem. **CascadeLSB**’s regret is the least and sublinear. **LSBGreedy** penalizes lower ranked items, thus oscillates between two lists making its regret linear. **CascadeLinUCB**’s regret is linear because it does not diversify. **CascadeKL-UCB**’s regret is sublinear, however, order of magnitude higher than **CascadeLSB**’s regret.

Third, the regret of **CascadeLinUCB** is linear because it converges to list  $(1, 2)$ . The items in this list belong to a single topic, and therefore are redundant in the sense that a higher click probability can be achieved by recommending a more diverse list  $A^* = (1, 3)$ .

Finally, the regret of **CascadeKL-UCB** also flattens, which means that the algorithm learns the optimal solution. However, because **CascadeKL-UCB** does not generalize across items, it learns  $A^*$  with an order of magnitude higher regret than **CascadeLSB**.

## 7.4 Real-World Datasets

Now, we assess **CascadeLSB** on real-world datasets. One approach to evaluating bandit policies without a live experiment is *off-policy evaluation* [16]. Unfortunately, off-policy evaluation is unsuitable for our problem because the number of actions, all possible lists, is exponential in  $K$ . Thus, we evaluate our policies by building an interaction model of users from past data. This is another popular approach and is adopted by most papers discussed in Section 8.

All of our real-world problems are associated with a set of users  $U$ , a set of items  $E$ , and a set of topics  $[d]$ . The relations between the users and items are captured by feedback matrix  $F \in \{0, 1\}^{|U| \times |E|}$ , where row  $u$  corresponds to user  $u \in U$ , column  $i$  corresponds to item  $i \in E$ , and  $F(u, i)$  indicates if user  $u$  was attracted to item  $i$  in the past. The relations between items and topics are captured by matrix  $G \in \{0, 1\}^{|E| \times d}$ , where row  $i$  corresponds to item  $i \in E$ , column  $j$  corresponds to topic  $j \in [d]$ , and  $G(i, j)$  indicates if item  $i$  belongs to topic  $j$ . Next, we describe how we build these matrices.

The *attraction probability of item  $i$  in topic  $j$*  is defined as the number of users who are attracted to item  $i$  over all users who are attracted to at least one item in topic  $j$ . Formally,

$$\bar{w}(i, j) = \sum_{u \in U} F(u, i) G(i, j) \left[ \sum_{u \in U} \mathbf{1}\{\exists i' \in E : F(u, i') G(i', j) > 0\} \right]^{-1}. \quad (13)$$

Therefore, the attraction probability represents a relative worth of item  $i$  in topic  $j$ . We illustrate this concept with the following example. Suppose that the item is popular, such

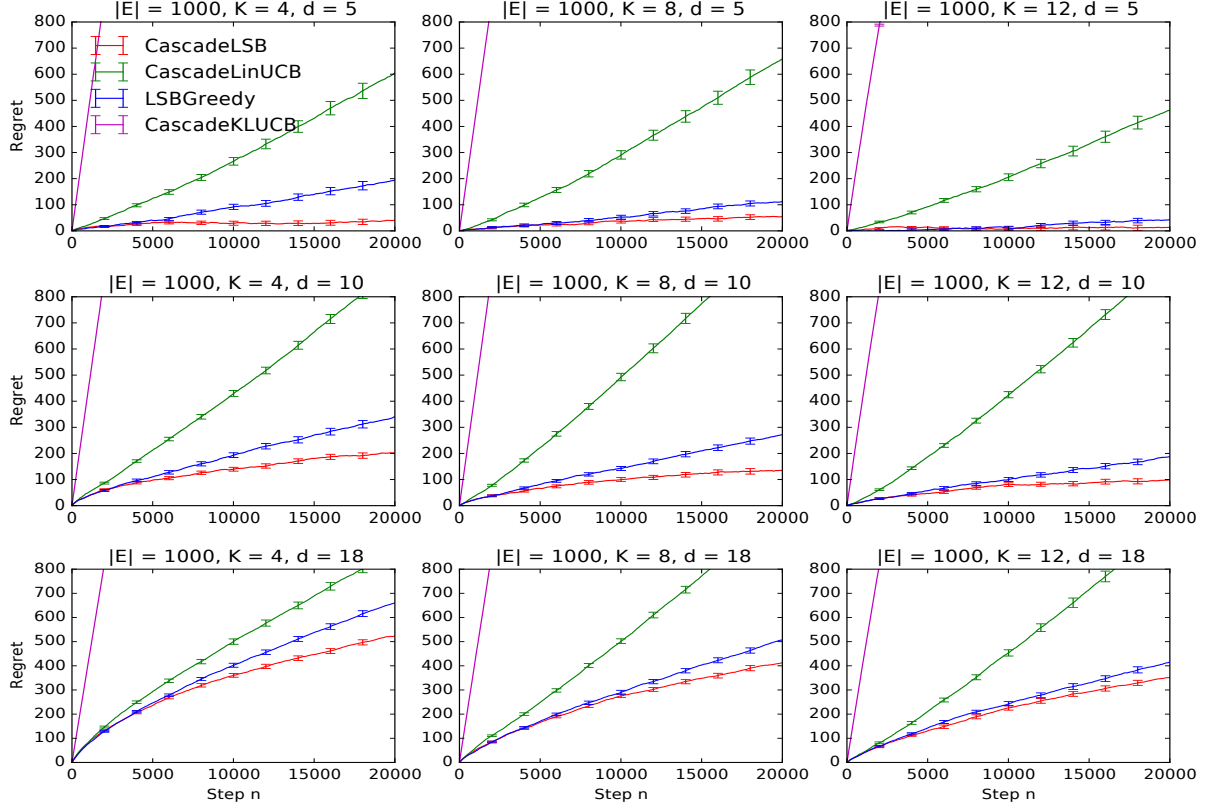


Figure 2: Evaluation on the MovieLens dataset. The number of topics  $d$  varies with rows. The number of recommended items  $K$  varies with columns. Lower regret means better performance, and sublinear curve represents learning the optimal list. **CascadeLSB** is robust to both number of topics  $d$  and size  $K$  of the recommended list.

as movie *Star Wars* in topic *Sci-Fi*. Then *Star Wars* attracts many users who are attracted to at least one movie in topic *Sci-Fi*, and its attraction probability in topic *Sci-Fi* should be close to one.

The *preference of a user  $u$  for topic  $j$*  is the number of items in topic  $j$  that attracted user  $u$  over the total number of topics of all items that attracted user  $u$ , i.e.,

$$\theta_j^* = \sum_{i \in E} F(u, i) G(i, j) \left[ \sum_{j' \in [d]} \sum_{i \in E} F(u, i) G(i, j') \right]^{-1}. \quad (14)$$

Note that  $\sum_{j=1}^d \theta_j^* = 1$ . Therefore,  $\theta^* = (\theta_1^*, \dots, \theta_d^*)$  is a probability distribution over topics for user  $u$ .

We divide users randomly into two halves to form training and test sets. This means that the feedback matrix  $F$  is divided into two matrices,  $F_{\text{train}}$  and  $F_{\text{test}}$ . The parameters that define our click model, which are computed from  $\bar{w}(i, j)$  in (12) and  $\theta^*$  in (14), are estimated from  $F_{\text{test}}$  and  $G$ . The topic coverage features in **CascadeLSB**, which are computed from  $\bar{w}(i, j)$  in (12), are estimated from  $F_{\text{train}}$  and  $G$ . This split ensures that the learning algorithm does not have access to the optimal features for estimating user preferences, which

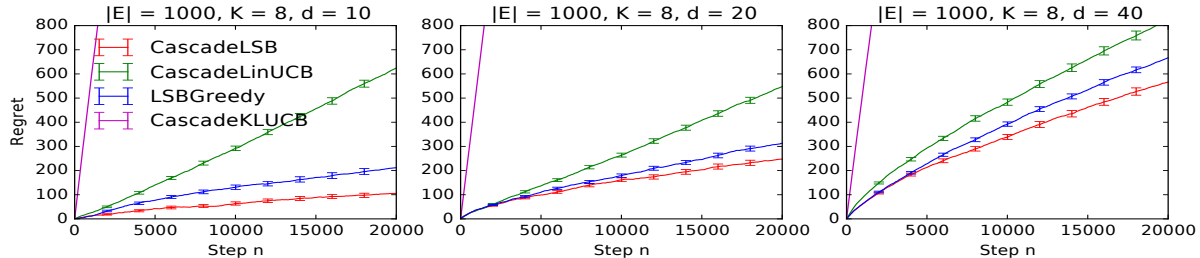


Figure 3: Evaluation on the Million Song dataset.  $K = 8$  and vary  $d$  from 10 to 40. Lower regret means better performance, and sublinear curve represents learning the optimal list. CascadeLSB is shown to be robust to number of topics  $d$ .

is likely to happen in practice. In all experiments, our goal is to maximize the probability of recommending at least one attractive item. The experiments are conducted for  $n = 20k$  steps and averaged over 100 random problem instances, each of which corresponds to a randomly chosen user.

## 7.5 Movie Recommendation

Our first real-world experiment is in the domain of movie recommendations. We experiment with the MovieLens 1M dataset<sup>1</sup>. The dataset contains 1M ratings of 4k movies by 6k users who joined MovieLens in the year 2000. We extract  $|E| = 1000$  most rated movies and  $|U| = 1000$  most rating users. These active users and items are extracted just for simplicity and to have confident estimates of  $\bar{w}(\cdot)$  (13) and  $\theta^*$  (14) for experiments.

We treat movies and their genres as items and topics, respectively. The ratings are on a 5-star scale. We assume that user  $i$  is attracted to movie  $j$  if the user rated that movie with 5 stars,  $F(i, j) = 1\{\text{user } i \text{ rated movie } j \text{ with 5 stars}\}$ . For this definition of attraction, about 8% of user-item pairs in our dataset are attractive. We assume that a movie belongs to a genre if it is tagged with that particular genre. In this experiment, we vary the number of topics  $d$  from 5 to 18 (maximum possible genres in MovieLens 1M dataset), as well as the number of recommended items  $K$  from 4 to 12. The topics are sorted in the descending order of the number of items in them. While varying topics, we choose the most popular ones.

Our results are reported in Figure 2. We observe that CascadeLSB has the lowest regret among all compared algorithms for all  $d$  and  $K$ . This suggests that CascadeLSB is robust to choice of both the parameters  $d$  and  $K$ . For  $d = 18$ , CascadeLSB achieves almost 20% lower regret than the best performing baseline, LSBGreedy. LSBGreedy has a higher regret than CascadeLSB because it learns from unexamined items. CascadeKL-UCB performs the worst because it learns one attraction weight per item. This is impractical when the number of items is large, as in this experiment. The regret of CascadeLinUCB is linear, which means that it does not learn the optimal solution. This shows that linear generalization in the cascade model is not sufficient to capture diversity. More sophisticated models of user interaction, such as the diverse cascade model (Section 3), are necessary. At  $d = 5$ , the

<sup>1</sup><http://grouplens.org/datasets/movielens/>

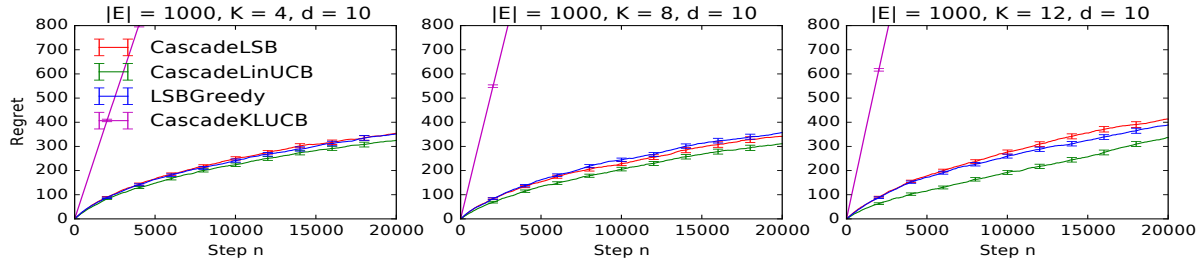


Figure 4: Evaluation on the Yelp dataset. We fix  $d = 10$  and vary  $K$  from 4 to 12. Lower regret means better performance, and sublinear curve represents learning the optimal list. All the algorithms except **CascadeKL-UCB** perform similar due to small attraction probabilities of items.

regret of **CascadeLSB** is low. As the number of topics increase, the problems become harder and the regret of **CascadeLSB** increases.

## 7.6 Million Song Recommendation

Our next experiment is in song recommendation domain. We experiment with the Million Song dataset<sup>2</sup>, which is a collection of audio features and metadata for one million pop songs. We extract  $|E| = 1000$  most popular songs and  $|U| = 1000$  most active users, as measured by the number of song-listening events. These active users and items provide more confident estimates of  $\bar{w}(\cdot)$  (13) and  $\theta^*$  (14) for experiments.

We treat songs and their genres as items and topics, respectively. We assume that a user  $i$  is attracted to a song  $j$  if the user had listened to that song at least 5 times. Formally this is captured as  $F(i, j) = 1_{\{\text{user } i \text{ had listened to song } j \text{ at least 5 times}\}}$ . By this definition, about 3% of user-item pairs in our dataset are attractive. We assume that a song belongs to a genre if it is tagged with that genre. Here, we fix the number of recommended items at  $K = 8$  and vary the number of topics  $d$  from 10 to 40.

Our results are reported in Figure 3. Again, we observe that **CascadeLSB** has the lowest regret among all compared algorithms. This happens for all  $d$ , and we conclude that **CascadeLSB** is robust to the choice of  $d$ . At  $d = 40$ , **CascadeLSB** has about 15% lower regret than the best performing baseline, **LSBGreedy**. Compared to the previous experiment, **CascadeLinUCB** learns a better solution over time at  $d = 40$ . However, it still has about 50% higher regret than **CascadeLSB** at  $n = 20k$ . Again, **CascadeKL-UCB** performs the worst in all the experiments.

## 7.7 Restaurant Recommendation

Our last real-world experiment is in the domain of restaurant recommendation. We experiment with the Yelp Challenge dataset<sup>3</sup>, which contains 4.1M reviews written by 1M users for 48k restaurants in more than 600 categories. Consistent with the above experiments,

<sup>2</sup><http://labrosa.ee.columbia.edu/millionsong/>

<sup>3</sup>[https://www.yelp.com/dataset\\_challenge](https://www.yelp.com/dataset_challenge), Round 9 Dataset

here again, we extract  $|E| = 1000$  most reviewed restaurants and  $|U| = 1000$  most reviewing users.

We treat restaurants and their categories as items and topics, respectively. We assume that user  $i$  is attracted to restaurant  $j$  if the user rated that restaurant with at least 4 stars, i.e.,  $F(i, j) = \mathbb{1}\{\text{user } i \text{ rated restaurant } j \text{ with at least 4 stars}\}$ . For this definition of attraction, about 3% of user-item pairs in our dataset are attractive. We assume that a restaurant belongs to a category if it is tagged with that particular category. In this experiment, we fix the number of topics at  $d = 10$  and vary the number of recommended items  $K$  from 4 to 12.

Our results are reported in Figure 4. Unlike in the previous experiments, we observe that **CascadeLinUCB** performs comparably to **CascadeLSB** and **LSBGreedy**. We investigated this trend and discovered that this is because the attraction probabilities of items, as defined in (13), are often very small, such as on the order of  $10^{-2}$ . This means that the items do not cover any topic properly. In this setting, the gain in topic coverage due to any item  $e$  over higher ranked items  $S$ ,  $\Delta(e \mid S)$ , is comparable to  $\Delta(e \mid \emptyset)$  when  $|S|$  is small. This follows from the definition of the coverage function in (12). Now note that the former are the features in **CascadeLSB** and **LSBGreedy**, and the latter are the features in **CascadeLinUCB**. Since the features are similar, all algorithms choose lists with respect to similar objectives, and their solutions are similar.

## 8 Related Work

Our work is closely related to two lines of work in online learning to rank, in the cascade model [14, 8] and with diversity [22, 30].

*Cascading bandits* [14, 8] are an online learning model for learning to rank in the cascade model [9]. Kveton *et al.* [14] proposed a near-optimal algorithm for this problem, **CascadeKL-UCB**. Several papers extended cascading bandits [14, 8, 15, 12, 32, 17]. The most related to our work are linear cascading bandits of Zong *et al.* [32]. Their proposed algorithm, **CascadeLinUCB**, assumes that the attraction probabilities of items are a linear function of the features of items, which are known; and an unknown parameter vector, which is learned. This work does not consider diversity. We compare to **CascadeLinUCB** in Section 7.

Yue and Guestrin [30] studied the problem of online learning with diversity, where each item covers a set of topics. They also proposed an efficient algorithm for solving their problem, **LSBGreedy**. **LSBGreedy** assumes that if the item is not clicked, then the item is not attractive and penalizes the topics of this item. We compare to **LSBGreedy** in Section 7 and show that its regret can be linear when clicks on lower-ranked items are biased due to clicks on higher-ranked items.

The difference of our work from **CascadeLinUCB** and **LSBGreedy** can be summarized as follows. In **CascadeLinUCB**, the click on the  $k$ -th recommended item depends on the features of that item and clicks on higher-ranked items. In **LSBGreedy**, the click on the  $k$ -th item depends on the features of all items up to position  $k$ . In **CascadeLSB**, the click on the  $k$ -th item depend on the features of all items up to position  $k$  and clicks on higher-ranked items.

Raman *et al.* [23] also studied the problem of online diverse recommendations. The key idea of this work is preference feedback among rankings. That is, by observing clicks on

the recommended list, one can construct a ranked list that is more preferred than the one presented to the user. However, this approach assumes full feedback on the entire ranked list. When we consider partial feedback, such as in the cascade model, a model based on comparisons among rankings cannot be applied. Therefore, we do not compare to this approach.

*Ranked bandits* are a popular approach to online learning to rank [22, 25]. The key idea in ranked bandits is to model each position in the recommended list as a separate bandit problem, which is solved by a *base bandit algorithm*. The optimal item at the first position is clicked by most users, the optimal item at the second position is clicked by most users that do not click on the first optimal item, and so on. This list is diverse in the sense that each item in this list is clicked by many users that do not click on higher-ranked items. This notion of diversity is different from our paper, where we learn a list of diverse items over topics for a single user. Learning algorithms for ranked bandits perform poorly in cascade-like models [14, 12] because they learn from clicks at all positions. We expect similar performance of other learning algorithms that make similar assumptions [13], and thus do not compare to them.

None of the aforementioned works considers all three aspects of learning to rank that are studied in this paper: *online*, *diversity*, and *partial-click feedback*.

## 9 Conclusions and Future Work

Diverse recommendations address the problem of ambiguous user intent and reduce redundancy in recommended items [21, 2]. In this work, we propose the first online algorithm for learning to rank diverse items in the cascade model of user behavior [9]. Our algorithm is computationally efficient and easy to implement. We derive a gap-free upper bound on its scaled  $n$ -step regret, which is sublinear in the number of steps  $n$ . We evaluate the algorithm in several synthetic and real-world experiments, and show that it is competitive with a range of baselines.

To show that we learn the optimal preference vector  $\theta^*$ , we assumed  $\theta^*$  is fixed. In reality, it might change over time maybe due to inherent changes in user preferences or due to serendipitous recommendations themselves provided to the user [31]. However, we emphasize that all online learning to rank algorithms [22, 25] including ours can handle such changes in preferences over time.

One limitation of our work is that we assume that the user clicks on at most one recommended item. We would like to stress that this assumption is only for simplicity of exposition. In particular, the algorithm of Katariya *et al.* [12], which learns to rank from multiple clicks, is almost the same as **CascadeKL-UCB** [14], which learns to rank from at most one click in the cascade model. The only difference is that Katariya *et al.* [12] consider feedback up to the last click. We believe that **CascadeLSB** can be generalized in the same way, by considering all feedback up to the last click. We leave this for future work.



## References

- [1] Yasin Abbasi-Yadkori, David Pal, and Csaba Szepesvari. Improved algorithms for linear stochastic bandits. In *NIPS*, pages 2312–2320, 2011.
- [2] Gediminas Adomavicius and YoungOk Kwon. Improving aggregate recommendation diversity using ranking-based techniques. *IEEE TKDE*, 24(5):896–911, 2012.
- [3] Eugene Agichtein, Eric Brill, and Susan Dumais. Improving web search ranking by incorporating user behavior information. In *SIGIR*, pages 19–26, 2006.
- [4] Peter Auer, Nicolo Cesa-Bianchi, and Paul Fischer. Finite-time analysis of the multi-armed bandit problem. *Machine Learning*, 47:235–256, 2002.
- [5] Jaime Carbonell and Jade Goldstein. The use of mmr, diversity-based reranking for reordering documents and producing summaries. In *SIGIR*, pages 335–336. ACM, 1998.
- [6] Wei Chen, Yajun Wang, Yang Yuan, and Qinshi Wang. Combinatorial multi-armed bandit and its extension to probabilistically triggered arms. *JMLR*, 17(1):1746–1778, 2016.
- [7] Aleksandr Chuklin, Ilya Markov, and Maarten de Rijke. Click models for web search. *Synthesis Lectures on Information Concepts, Retrieval, and Services*, 7(3):1–115, 2015.
- [8] Richard Combes, Stefan Magureanu, Alexandre Proutiere, and Cyrille Laroche. Learning to rank: Regret lower bounds and efficient algorithms. In *ACM SIGMETRICS*, 2015.
- [9] Nick Craswell, Onno Zoeter, Michael Taylor, and Bill Ramsey. An experimental comparison of click position-bias models. In *WSDM*, pages 87–94, 2008.
- [10] Khalid El-Arini, Gaurav Veda, Dafna Shahaf, and Carlos Guestrin. Turning down the noise in the blogosphere. In *SIGKDD*, pages 289–298. ACM, 2009.
- [11] Artem Grotov and Maarten de Rijke. Online learning to rank for information retrieval: Sigir 2016 tutorial. In *Proceedings of the 39th International ACM SIGIR conference on Research and Development in Information Retrieval*, pages 1215–1218. ACM, 2016.
- [12] Sumeet Katariya, Branislav Kveton, Csaba Szepesvari, and Zheng Wen. DCM bandits: Learning to rank with multiple clicks. In *ICML*, 2016.
- [13] Pushmeet Kohli, Mahyar Salek, and Greg Stoddard. A fast bandit algorithm for recommendations to users with heterogeneous tastes. In *AAAI*, 2013.
- [14] Branislav Kveton, Csaba Szepesvari, Zheng Wen, and Azin Ashkan. Cascading bandits: Learning to rank in the cascade model. In *ICML*, 2015.
- [15] Branislav Kveton, Zheng Wen, Azin Ashkan, and Csaba Szepesvari. Combinatorial cascading bandits. In *NIPS*, pages 1450–1458, 2015.

- [16] Lihong Li, Wei Chu, John Langford, and Xuanhui Wang. Unbiased offline evaluation of contextual-bandit-based news article recommendation algorithms. In *WSDM*, 2011.
- [17] Shuai Li, Baoxiang Wang, Shengyu Zhang, and Wei Chen. Contextual combinatorial cascading bandits. In *ICML*, pages 1245–1253, 2016.
- [18] Tie-Yan Liu et al. Learning to rank for information retrieval. *Foundations and Trends® in Information Retrieval*, 3(3):225–331, 2009.
- [19] Qiaozhu Mei, Jian Guo, and Dragomir Radev. Divrank: the interplay of prestige and diversity in information networks. In *SIGKDD*, pages 1009–1018. ACM, 2010.
- [20] G. L. Nemhauser, L. A. Wolsey, and M. L. Fisher. An analysis of approximations for maximizing submodular set functions - I. *Mathematical Programming*, 14(1):265–294, 1978.
- [21] Filip Radlinski, Paul N Bennett, Ben Carterette, and Thorsten Joachims. Redundancy, diversity and interdependent document relevance. In *SIGIR*, volume 43, pages 46–52. ACM, 2009.
- [22] Filip Radlinski, Robert Kleinberg, and Thorsten Joachims. Learning diverse rankings with multi-armed bandits. In *ICML*, pages 784–791, 2008.
- [23] Karthik Raman, Pannaga Shivaswamy, and Thorsten Joachims. Online learning to diversify from implicit feedback. In *Proceedings of the 18th ACM SIGKDD international conference on Knowledge discovery and data mining*, pages 705–713. ACM, 2012.
- [24] Francesco Ricci, Lior Rokach, and Bracha Shapira. Introduction to recommender systems handbook. In *Recommender Systems Handbook*, pages 1–35. 2011.
- [25] Aleksandrs Slivkins, Filip Radlinski, and Sreenivas Gollapudi. Ranked bandits in metric spaces: Learning diverse rankings over large document collections. *JMLR*, 14(1):399–436, 2013.
- [26] Sharan Vaswani, Branislav Kveton, Zheng Wen, Mohammad Ghavamzadeh, Laks V. S. Lakshmanan, and Mark Schmidt. Model-independent online learning for influence maximization. In *ICML*, pages 3530–3539, 2017.
- [27] Zheng Wen, Branislav Kveton, and Azin Ashkan. Efficient learning in large-scale combinatorial semi-bandits. In *ICML*, pages 1113–1122, 2015.
- [28] Zheng Wen, Branislav Kveton, Michal Valko, and Sharan Vaswani. Online influence maximization under independent cascade model with semi-bandit feedback. In *NIPS*. 2017.
- [29] Jun Yu, Dacheng Tao, Meng Wang, and Yong Rui. Learning to rank using user clicks and visual features for image retrieval. *IEEE cybernetics*, 45(4):767–779, 2015.
- [30] Yisong Yue and Carlos Guestrin. Linear submodular bandits and their application to diversified retrieval. In *NIPS*, pages 2483–2491, 2011.

- [31] Cai-Nicolas Ziegler, Sean M McNee, Joseph A Konstan, and Georg Lausen. Improving recommendation lists through topic diversification. In *Proceedings of the 14th international conference on World Wide Web*, pages 22–32. ACM, 2005.
- [32] Shi Zong, Hao Ni, Kenny Sung, Nan Rosemary Ke, Zheng Wen, and Branislav Kveton. Cascading bandits for large-scale recommendation problems. In *UAI*, 2016.

## A Proof for Approximation Ratio

We prove Theorem 1 in this section. First, we prove the following technical lemma:

**Lemma 1** *For any positive integer  $K = 1, 2, \dots$ , and any real numbers  $b_1, \dots, b_K \in [0, B]$ , where  $B$  is a real number in  $[0, 1]$ , we have the following bounds*

$$\max \left\{ \frac{1}{K}, 1 - \frac{K-1}{2}B \right\} \sum_{k=1}^K b_k \leq 1 - \prod_{k=1}^K (1 - b_k) \leq \sum_{k=1}^K b_k.$$

**Proof 3** *First, We prove that  $1 - \prod_{k=1}^K (1 - b_k) \leq \sum_{k=1}^K b_k$  by induction. Notice that when  $K = 1$ , this inequality trivially holds. Assume that this inequality holds for  $K$ , we prove that it also holds for  $K + 1$ . Note that*

$$\begin{aligned} 1 - \prod_{k=1}^{K+1} (1 - b_k) &= \left[ 1 - \prod_{k=1}^K (1 - b_k) \right] [1 - b_{K+1}] + b_{K+1} \\ &\stackrel{(a)}{\leq} \left[ \sum_{k=1}^K b_k \right] [1 - b_{K+1}] + b_{K+1} \\ &\leq \sum_{k=1}^{K+1} b_k, \end{aligned} \tag{15}$$

where (a) follows from the induction hypothesis. This concludes the proof for the upper bound  $1 - \prod_{k=1}^K (1 - b_k) \leq \sum_{k=1}^K b_k$ .

Second, we prove that  $1 - \prod_{k=1}^K (1 - b_k) \geq \frac{1}{K} \sum_{k=1}^K b_k$ . Notice that this trivially follows from the fact that

$$1 - \prod_{k=1}^K (1 - b_k) \geq \max_k b_k \geq \frac{1}{K} \sum_{k=1}^K b_k. \tag{16}$$

Finally, we prove the lower bound  $1 - \prod_{k=1}^K (1 - b_k) \geq \left[ 1 - \frac{K-1}{2}B \right] \sum_{k=1}^K b_k$  by induction.

**Base Case:** Notice that when  $K = 1$ , we have

$$1 - \prod_{k=1}^K (1 - b_k) = b_1 = \left[ 1 - \frac{K-1}{2}B \right] \sum_{k=1}^K b_k.$$

That is, the lower bound trivially holds for the case with  $K = 1$ .

**Induction:** Assume that the lower bound holds for  $K$ , we prove that it also holds for  $K + 1$ . Notice that if  $1 - \frac{K}{2}B \leq 0$ , then this lower bound holds trivially. For the non-trivial case

with  $1 - \frac{K}{2}B > 0$ , we have

$$\begin{aligned}
1 - \prod_{k=1}^{K+1} (1 - b_k) &= \frac{1}{K+1} \sum_{i=1}^{K+1} \left\{ (1 - b_i) \left[ 1 - \prod_{k \neq i} (1 - b_k) \right] + b_i \right\} \\
&\stackrel{(a)}{\geq} \frac{1}{K+1} \sum_{i=1}^{K+1} \left\{ (1 - b_i) \left[ 1 - \frac{K-1}{2}B \right] \sum_{k \neq i} b_k + b_i \right\} \\
&\stackrel{(b)}{\geq} \frac{1}{K+1} \sum_{i=1}^{K+1} \left\{ (1 - B) \left[ 1 - \frac{K-1}{2}B \right] \sum_{k \neq i} b_k + b_i \right\} \\
&\stackrel{(c)}{=} \frac{K}{K+1} \left\{ (1 - B) \left[ 1 - \frac{K-1}{2}B \right] \sum_{k=1}^{K+1} b_k \right\} + \frac{1}{K+1} \sum_{k=1}^{K+1} b_k \\
&= \left\{ 1 - \frac{K}{2}B + \frac{K(K-1)}{2(K+1)}B^2 \right\} \sum_{k=1}^{K+1} b_k \geq \left\{ 1 - \frac{K}{2}B \right\} \sum_{k=1}^{K+1} b_k, \tag{17}
\end{aligned}$$

where (a) follows from the induction hypothesis, (b) follows from the fact that  $b_i \leq B$  for all  $i$  and  $1 - \frac{K-1}{2}B > 0$ , and (c) follows from the fact that  $\sum_{i=1}^{K+1} \sum_{k \neq i} b_k = K \sum_{k=1}^{K+1} b_k$ . This concludes the proof.

We have the following remarks on the results of Lemma 1:

**Remark 1** Notice that the lower bound  $1 - \prod_{k=1}^K (1 - b_k) \geq \frac{1}{K} \sum_{k=1}^K b_k$  is tight when  $b_1 = b_2 = \dots = b_K = 1$ . So we cannot further improve this lower bound without imposing additional constraints on  $b_k$ 's.

**Remark 2** From Lemma 1, we have

$$1 - \frac{K-1}{2}B \leq \frac{1 - \prod_{k=1}^K (1 - b_k)}{\sum_{k=1}^K b_k} \leq 1.$$

Thus, if  $B(K-1) \ll 1$ , then  $1 - \prod_{k=1}^K (1 - b_k) \approx \sum_{k=1}^K b_k$ . Moreover, for any fixed  $K$ , we have  $\lim_{B \downarrow 0} \frac{1 - \prod_{k=1}^K (1 - b_k)}{\sum_{k=1}^K b_k} = 1$ .

We now prove Theorem 1 based on Lemma 1. Notice that by definition of  $c_{\max}$ , we have  $\langle \Delta(a_k \mid \{a_1, \dots, a_{k-1}\}), \theta^* \rangle \leq c_{\max}$ . From Lemma 1, for any  $A \in \Pi_K(E)$ , we have

$$\max \left\{ \frac{1}{K}, 1 - \frac{K-1}{2}c_{\max} \right\} \langle c(A), \theta^* \rangle \leq f(A, \theta^*) \leq \langle c(A), \theta^* \rangle. \tag{18}$$

Consequently, we have

$$\begin{aligned}
f(A^{\text{greedy}}, \theta^*) &\stackrel{(a)}{\geq} \max \left\{ \frac{1}{K}, 1 - \frac{K-1}{2} c_{\max} \right\} \langle c(A^{\text{greedy}}), \theta^* \rangle \\
&\stackrel{(b)}{\geq} (1 - e^{-1}) \max \left\{ \frac{1}{K}, 1 - \frac{K-1}{2} c_{\max} \right\} \max_{A \in \Pi_K(E)} \langle c(A), \theta^* \rangle \\
&\stackrel{(c)}{\geq} (1 - e^{-1}) \max \left\{ \frac{1}{K}, 1 - \frac{K-1}{2} c_{\max} \right\} \langle c(A^*), \theta^* \rangle \\
&\stackrel{(d)}{\geq} (1 - e^{-1}) \max \left\{ \frac{1}{K}, 1 - \frac{K-1}{2} c_{\max} \right\} f(A^*, \theta^*), \tag{19}
\end{aligned}$$

where (a) and (d) follow from (18); (b) follows from the facts that  $\langle c(A), \theta^* \rangle$  is a monotone and submodular set function in  $A$  and  $A^{\text{greedy}}$  is computed based on the greedy algorithm; and (c) trivially follows from the fact that  $A^* \in \Pi_K(E)$ . This concludes the proof for Theorem 1.

## B Proof for Regret Bound

We start by defining some useful notations. Let  $\Pi(E) = \bigcup_{k=1}^L \Pi_k(E)$  be the set of all (ordered) lists of set  $E$  with cardinality 1 to  $L$ , and  $w : \Pi(E) \rightarrow [0, 1]$  be an arbitrary weight function for lists. For any  $A \in \Pi(E)$  and any  $w$ , we define

$$h(A, w) = 1 - \prod_{k=1}^{|A|} [1 - w(A^k)], \tag{20}$$

where  $A^k$  is the prefix of  $A$  with length  $k$ . With a little bit abuse of notation, we also define the feature  $\Delta(A)$  for list  $A = (a_1, \dots, a_{|A|})$  as  $\Delta(A) = \Delta(a_{|A|} | \{a_1, \dots, a_{|A|-1}\})$ . Then, we define the weight function  $\bar{w}$ , its high-probability upper bound  $U_t$ , and its high-probability lower bound  $L_t$  as

$$\begin{aligned}
\bar{w}(A) &= \Delta(A)^T \theta^*, \\
U_t(A) &= \text{Proj}_{[0,1]} \left[ \Delta(A)^T \bar{\theta}_t + \alpha \sqrt{\Delta(A)^T M_t^{-1} \Delta(A)} \right], \\
L_t(A) &= \text{Proj}_{[0,1]} \left[ \Delta(A)^T \bar{\theta}_t - \alpha \sqrt{\Delta(A)^T M_t^{-1} \Delta(A)} \right] \tag{21}
\end{aligned}$$

for any ordered list  $A$  and any time  $t$ . Note that  $\text{Proj}_{[0,1]}[\cdot]$  projects a real number onto interval  $[0, 1]$ , and based on Equation 5, 20, and 21, we have  $h(A, \bar{w}) = f(A, \theta^*)$  for all ordered list  $A$ . We also use  $\mathcal{H}_t$  to denote the history of past actions and observations by the end of time period  $t$ . Note that  $U_{t-1}$ ,  $L_{t-1}$  and  $A_t$  are all deterministic conditioned on  $\mathcal{H}_{t-1}$ . For all time  $t$ , we define the “good event” as  $\mathcal{E}_t = \{L_t(A) \leq \bar{w}(A) \leq U_t(A), \forall A \in \Pi(E)\}$ , and  $\bar{\mathcal{E}}_t$  as the complement of  $\mathcal{E}_t$ . Notice that both  $\mathcal{E}_{t-1}$  and  $\bar{\mathcal{E}}_{t-1}$  are also deterministic conditioned on  $\mathcal{H}_{t-1}$ . Hence, we have

$$\begin{aligned}
\mathbb{E}[f(A^*, \theta^*) - f(A_t, \theta^*) / \gamma] &= \mathbb{E}[h(A^*, \bar{w}) - h(A_t, \bar{w}) / \gamma] \\
&\leq P(\mathcal{E}_{t-1}) \mathbb{E}[h(A^*, \bar{w}) - h(A_t, \bar{w}) / \gamma | \mathcal{E}_{t-1}] + P(\bar{\mathcal{E}}_{t-1}), \tag{22}
\end{aligned}$$

where the above inequality follows from the naive bound that  $h(A^*, \bar{w}) - h(A_t, \bar{w})/\gamma \leq 1$ . Notice that under event  $\mathcal{E}_{t-1}$ , we have  $h(A, L_{t-1}) \leq h(A, \bar{w}) \leq h(A, U_{t-1})$  for all ordered list  $A$ . Thus, we have  $h(A^*, \bar{w}) \leq h(A^*, U_{t-1})$ . On the other hand, since  $A_t$  is computed based on a  $\gamma$ -approximation algorithm, by definition

$$h(A^*, U_{t-1}) \leq \max_{A \in \Pi_K(E)} h(A, U_{t-1}) \leq h(A_t, U_{t-1})/\gamma.$$

Combining the above inequalities, under event  $\mathcal{E}_{t-1}$ , we have

$$h(A^*, \bar{w}) - h(A_t, \bar{w})/\gamma \leq \frac{1}{\gamma} [h(A_t, U_{t-1}) - h(A_t, \bar{w})].$$

Recall that  $A_t^k$  is the prefix of  $A_t$  with length  $k$ , then we have

$$\begin{aligned} h(A_t, U_{t-1}) - h(A_t, \bar{w}) &= \prod_{k=1}^K (1 - \bar{w}(A_t^k)) - \prod_{k=1}^K (1 - U_{t-1}(A_t^k)) \\ &= \sum_{k=1}^K \left[ \prod_{i=1}^{k-1} (1 - \bar{w}(A_t^i)) \right] (U_{t-1}(A_t^k) - \bar{w}(A_t^k)) \left[ \prod_{j=k+1}^K (1 - U_{t-1}(A_t^j)) \right] \\ &\leq \sum_{k=1}^K \left[ \prod_{i=1}^{k-1} (1 - \bar{w}(A_t^i)) \right] (U_{t-1}(A_t^k) - \bar{w}(A_t^k)), \end{aligned}$$

where the last inequality follows from the fact that  $0 \leq U_{t-1}(A_t^j) \leq 1$ . Let  $\mathcal{G}_{tk}$  be the event that item  $a_k^t$  is examined at time  $t$ , then we have  $\mathbb{E}[\mathbf{1}[\mathcal{G}_{tk}]|\mathcal{H}_{t-1}] = \prod_{i=1}^{k-1} (1 - \bar{w}(A_t^i))$ . Moreover, since  $\bar{w}(A_t^k) \geq L_{t-1}(A_t^k)$  under event  $\mathcal{E}_{t-1}$  and  $\mathcal{E}_{t-1}$  is deterministic conditioned on  $\mathcal{H}_{t-1}$ , for any  $\mathcal{H}_{t-1}$  s.t.  $\mathcal{E}_{t-1}$  holds, we have

$$\begin{aligned} &\mathbb{E}[h(A_t, U_{t-1}) - h(A_t, \bar{w})|\mathcal{H}_{t-1}] \\ &\leq \sum_{k=1}^K \mathbb{E}[\mathbf{1}[\mathcal{G}_{tk}]|\mathcal{H}_{t-1}] [U_{t-1}(A_t^k) - L_{t-1}(A_t^k)] \\ &\stackrel{(a)}{\leq} 2\alpha \mathbb{E} \left[ \sum_{k=1}^K \mathbf{1}[\mathcal{G}_{tk}] \sqrt{\Delta(A_t^k)^T M_{t-1}^{-1} \Delta(A_t^k)} \middle| \mathcal{H}_{t-1} \right] \\ &\stackrel{(b)}{=} 2\alpha \mathbb{E} \left[ \sum_{k=1}^{\min\{C_t, K\}} \sqrt{\Delta(A_t^k)^T M_{t-1}^{-1} \Delta(A_t^k)} \middle| \mathcal{H}_{t-1} \right], \end{aligned}$$

where (a) follows from the definitions of  $U_{t-1}$  and  $L_{t-1}$  (see Equation 21), and (b) follows from the definitions of  $C_t$  and  $\mathcal{G}_{tk}$ . Plug the above inequality into Equation 22, we have

$$\begin{aligned} &\mathbb{E}[f(A^*, \theta^*) - f(A_t, \theta^*)/\gamma] \\ &\leq P(\mathcal{E}_{t-1}) \frac{2\alpha}{\gamma} \mathbb{E} \left[ \sum_{k=1}^{\min\{C_t, K\}} \sqrt{\Delta(A_t^k)^T M_{t-1}^{-1} \Delta(A_t^k)} \middle| \mathcal{E}_{t-1} \right] + P(\bar{\mathcal{E}}_{t-1}) \\ &\leq \frac{2\alpha}{\gamma} \mathbb{E} \left[ \sum_{k=1}^{\min\{C_t, K\}} \sqrt{\Delta(A_t^k)^T M_{t-1}^{-1} \Delta(A_t^k)} \right] + P(\bar{\mathcal{E}}_{t-1}). \end{aligned}$$

So we have

$$R^\gamma(n) \leq \frac{2\alpha}{\gamma} \mathbb{E} \left[ \sum_{t=1}^n \sum_{k=1}^{\min\{C_t, K\}} \sqrt{\Delta(A_t^k)^T M_{t-1}^{-1} \Delta(A_t^k)} \right] + \sum_{t=1}^n P(\bar{\mathcal{E}}_{t-1}).$$

The regret bound can be obtained based on a worst-case bound on  $\sum_{t=1}^n \sum_{k=1}^{\min\{C_t, K\}} \sqrt{\Delta(A_t^k)^T M_{t-1}^{-1} \Delta(A_t^k)}$ , and a bound on  $P(\bar{\mathcal{E}}_{t-1})$ . The derivations of these two bounds are the same as in Zong *et al.* [32]. Specifically, we have

**Lemma 2** *The following worst-case bound holds*

$$\sum_{t=1}^n \sum_{k=1}^{\min\{C_t, K\}} \sqrt{\Delta(A_t^k)^T M_{t-1}^{-1} \Delta(A_t^k)} \leq K \sqrt{\frac{dn \log \left[ 1 + \frac{nK}{d\sigma^2} \right]}{\log \left( 1 + \frac{1}{\sigma^2} \right)}}.$$

Please refer to Lemma 2 in Zong *et al.* [32] for the derivation of Lemma 2. We also have the following bound on  $P(\bar{\mathcal{E}}_t)$ :

**Lemma 3** *For any  $t$ ,  $\sigma > 0$ ,  $\delta \in (0, 1)$ , and*

$$\alpha \geq \frac{1}{\sigma} \sqrt{d \log \left( 1 + \frac{nK}{d\sigma^2} \right) + 2 \log \left( \frac{1}{\delta} \right) + \|\theta^*\|_2},$$

*we have  $P(\bar{\mathcal{E}}_t) \leq \delta$ .*

Please refer to Lemma 3 in Zong *et al.* [32] for the derivation of Lemma 3. Based on the above two lemmas, if we choose

$$\alpha \geq \frac{1}{\sigma} \sqrt{d \log \left( 1 + \frac{nK}{d\sigma^2} \right) + 2 \log(n) + \|\theta^*\|_2},$$

we have  $P(\bar{\mathcal{E}}_t) \leq 1/n$  for all  $t$  and hence

$$R^\gamma(n) \leq \frac{2\alpha K}{\gamma} \sqrt{\frac{dn \log \left[ 1 + \frac{nK}{d\sigma^2} \right]}{\log \left( 1 + \frac{1}{\sigma^2} \right)}} + 1.$$

This concludes the proof for Theorem 2.