

Photometry of asteroids (5141), (43032), (85953), (259221) and (363599) observed at Pic du Midi Observatory

B. A. Dumitru^{1,2,3,4}, M. Birlan^{1,3}, A. Sonka^{3,4}, F. Colas¹, and D. A. Nedelcu^{3,1}

¹ Institut de Mécanique Céleste et des Calculs des Éphémérides, CNRS UMR8028, Paris Observatory, PSL Research University, 77 av Denfert Rochereau, 75014 Paris cedex, France

e-mail: Mirel.Birlan@obspm.fr

² Institute of Space Science (ISS), 409 Atomistilor str, 077125 Magurele, Ilfov, Romania

e-mail: bogdan.dumitru@space-science.ro

³ Astronomical Institute of Romanian Academy, 5-Cușitul de Argint, 040557 Bucharest, Romania

⁴ Faculty of Physics, Bucharest University, 405 Atomistilor str, 077125 Magurele, Ilfov, Romania

Received 19 December 2017, accepted 7 March 2018

Published online XXXX

Key words Asteroids – Near Earth Asteroids – NEAs – photometry – colors – Pic du Midi

These are the first results of an observational program devoted to complete physical data of asteroids that could produce or feed meteoroid streams. Our results are based on the optical observation at Pic du Midi observatory in April 6-7, 2016 and January 17-18, 2018. We will present the lightcurve of asteroid (259221) 2003 BA21 associated Daytime Sextantids (221 DSX) and November θ Aurigids (390 THA), the lightcurves and colors of asteroid (363599) 2004 FG11, associated with Daytime ζ Perseids (172 ZPE) as well as $g - r$ and $g - i$ and the corresponding reflectances for the (85953) 1999 FK21 associated with Daytime ξ Sagittariids (100 XSA). Also we will present the colors for two additional objects, namely (5141) Tachibana and (43032) 1999 VR26.

Copyright line will be provided by the publisher

1 Introduction

The study of the links between comets, asteroids, and meteor streams can help the understanding of several scientific aspects such as the formation and evolution of our Solar System (Goldreich & Ward 1973) and the appearance of life on Earth. Indeed, two of the most important constituents of life, water and carbon, are present on over 60% of asteroids (Barucci et al. 1987; Birlan et al. 1996). Giving the lessons of Tunguska (Farinella et al. 2001; Kulik 1938; Shapley 1930) and Chelyabinsk events (Popova et al. 2013), these studies are prerequisites for any of the current mitigation methods (gravitational tractor, kinetic impactor of explosive deflection). Space mining is another aspect which can be interesting for human civilization in the future efforts of Solar System colonization (Lewis 1996).

Nowadays a link between comets, asteroids and meteor streams is firmly established (Jopek & Williams 2013). After the confirmation of Weiss prediction from 1963 about a large storm of Andromedids meteor stream associated with comet 3D/Biela (Williams 2011), the discovery of asteroids as extinct comets (Weissman et al. 1989) and asteroids with activity (Jewitt et al. 2015), thus blurring the distinction between the two classes, this concept was largely accepted.

A systematic research of asteroids that could produce meteors based on both dynamical and physical similarities between asteroids, meteor showers and meteorites was recently started (Dumitru et al. 2017). The authors produced a

list of objects, mainly Near Earth Asteroids (NEAs), which can be associated with meteor showers. The physical data on candidate asteroids is however scarce.

The aim of this paper is to identify, based on their physical properties, the asteroids that can produce or feed the meteor showers.

We developed an observational project dedicated to the acquisition of relevant physical data on the candidate asteroids (lightcurves, colors and spectra). This data will allow a solid statistical analysis of the aforementioned links while enlarging the sample of NEA with known physical parameters.

The lightcurve is the primary way to determine rotational properties of an asteroid. From the rotation period we can determine if an object has a rubble-pile or monolithic structure (Pravec et al. 2006). From several lightcurves obtained at several oppositions, the absolute magnitude, the shape, and pole of the object could be obtained.

The asteroids colors are used to determine some characteristics of asteroid's surface and for a first order estimation of its taxonomic type (Fulchignoni et al. 2000). The systems of filters, commonly used are Johnson-Cousins U, B, V, R and I (see Bessell 1979; Cousins 1974; Johnson & Morgan 1953) and Sloan Digital Sky Survey (SDSS) u, g, r, i and z (York et al. 2000).

Our sample of asteroids (and NEAs in general) is generally difficult to observe. The observing window of oppor-

Copyright line will be provided by the publisher

tunity for a NEA is approximately one or two weeks during their close approach to Earth. On average, this favorable geometry occurs five times per century (Birlan et al. 2015).

2 Observations

Our observations were obtained at Pic du Midi observatory from Pyrenees mountains, France located at 2870m of altitude. The observations were made in April 6-7, 2016 and January 17-18, 2018 using the T1M 1.05 m telescope, an iKon-L Andor CCD camera with a 2k X 2k E2V chip (pixel scale 0.22 "/pix) and SDSS filters (Vaduvescu et al. 2013). We used the 2x2 binning mode in order to avoid the over-sampling of images. The seeing was not constant during our run with FWHM between 1.2 and 2 arcsec.

Our main targets were (363599) 2004 FG11, (85953) 1999 FK21 and (259221) 2003 BA21, previously associated with Daytime ζ Perseids (172 ZPE), Daytime ξ Sagittariids (100 XSA) and, respectively with two meteor showers, Daytime Sextantids (221 DSX) and November θ Aurigids (390 THA) (Dumitru et al. 2017). The backup target of our run where the main belt asteroids (5141) Tachibana and (43032) 1999 VR26.

3 Analysis Methods

Reference stars magnitude were obtained from Aladin¹ sky atlas (Boch & Fernique 2014; Bonnarel et al. 2000) with SDSS Photometry Catalog released in 2012.

Aladin allows the user to visualize digitized astronomical images or full surveys, superimpose entries from astronomical catalogs or databases, and interactively access related data and information from the Simbad database (Wenger et al. 2000), the VizieR service (Ochsenbein et al. 2000) and other archives for all known astronomical objects in the field.

3.1 Colors and reflectance extraction

The filter used in the run where SDSS $u = 0.354$ nm, $g = 0.477$ nm, $r = 0.623$ nm, $i = 0.763$ nm and $z = 0.913$. The targets were not detected in u and z filters.

For each asteroid were computed the reflectance colors $g - r$, $g - i$ and $\log reflectance$. The computation method was taken from EAR-A-I0035-5-SDSSTAX-V1.1 database

The reflectance color (C) is:

$$C = (M_1 - M_2) - C_S \quad (1)$$

where M_1 and M_2 are the magnitudes of the object in the two filters and C_S is the color of the Sun ($g - r = 0.45 \pm 0.02$ and $g - i = 0.55 \pm 0.03$) obtained from Ivezić et al. (2001).

The reflectance color error (δ_{Color}) is:

$$\delta_C = \sqrt{\delta_{M_1}^2 + \delta_{M_2}^2 + \delta_{C_S}^2} \quad (2)$$

¹ <http://aladin.u-strasbg.fr/>

where δ_{M_1} and δ_{M_2} are the standard deviations for each filter and δ_{C_S} is the standard deviations of solar color.

Reflectance R_C is:

$$\log R_C = 0.4 * C + \log(R_{ref}) \quad (3)$$

derived from Pogson equation, used in Carvano et al. (2010) for computing the $\log reflectances$. We use this $\log reflectance$ because we will compare our results with the data from database to associate our objects to a taxonomic class.

The error δ_{R_C} of R_C was obtained by:

$$\delta_{R_C} = 0.4 * \delta_C \quad (4)$$

3.2 Lightcurve

The composite lightcurves were obtained using the following procedure:

(1) The apparent magnitude M_a of the asteroid was obtained using three reference stars by:

$$M_a = \left(M_{ia} - \frac{\sum M_{is}}{3} \right) + \frac{\sum M_{rs}}{3} \quad (5)$$

where M_{ia} and M_{is} are the instrumental magnitude of the asteroid and reference stars, and M_{rs} is the magnitude of the reference stars from SDSS catalog.

(2) Reduced magnitude M_R of the asteroid, magnitude at distance of 1 a.u. from Sun and Earth, is:

$$M_R = M_a - 5 * \log(r * d) \quad (6)$$

where r and d are the heliocentric and geocentric distances of the asteroid.

(3) To obtain the composite lightcurve we need to remove the influence of the phase angle from the reduced magnitude (i.e. the absolute magnitude). Considering a linear relationship between the reduced magnitude and the phase angle (Fig. 1), we obtain the absolute magnitude:

$$M_{SC} = M_a - l * PA \quad (7)$$

where l is the linear plot slope and PA is the phase angle.

(4) Rotational period and composite lightcurve. To obtain the rotation period we use a method for non-equidistant time series data, namely the Lomb-Scargle periodogram (Scargle 1982). This method estimates the period with a sinusoidal fit function (see Fig. 2). Finally, all data is normalized to a single rotation period.

4 Results

We obtained colors for all asteroids and two lightcurves of NEA (363599) 2004 FG11 and (259221) 2003 BA21. The data for the lightcurves were obtained, for (363599) 2004 FG11, during two nights in April 6-7, 2016 for a total observing time of approximately 4 h (1.6 h during the first night and 2.5 h during the second night) in SDSS r filter and for (259221) 2003 BA21 during the night between January 17-18, 2018 for a total observation time of approximately 6 h in SDSS g filter. The colors for all objects were obtained in April 6, 2016.

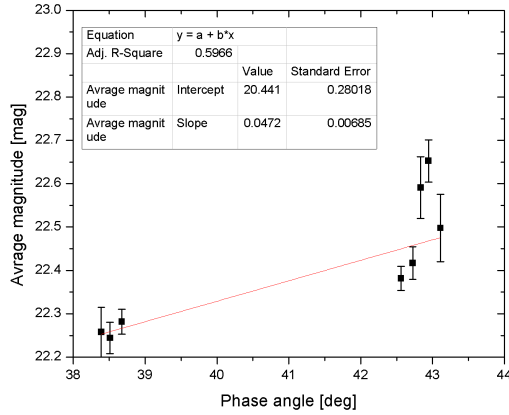


Fig. 1: The representation of reduced magnitude versus phase angle.

4.1 What we know

We investigated the literature for previous physical studied of our targets. The search was done in databases from Asteroid Lightcurve Photometry (ALCDEF²), Near Earth Objects Dynamic Site (NEODY³), Small Bodies Data Ferret⁴, Small Main-Belt Asteroid Spectroscopic Survey (SMAS⁵) and European Asteroids Research Node (EARN⁶).

Our findings are presented in Table 1.

Two of the asteroids may be in a tumbling spin state - (85953) 1999 FK21 (Warner 2016) and (43032) 1999 VR26 (Yoshida et al. 2016). (363599) 2004 FG11 is a confirmed binary system. (259221) 2003 BA21 is an Apollo asteroid with large eccentricity. **Its perihelion is interior to Mercury orbit.**

4.2 (363599) 2004 FG11 lightcurve

In the first step, we compute the absolute magnitude of the asteroid and we extract the phase angle dependence from our data using Eq. 7 (Fig. 1)

We obtained an absolute magnitude of 20.441 ± 0.28 in r filter (corresponding to a V filter transformation 20.7 ± 0.4). For the Lomb-Scargle analysis we used the NASA Exoplanet Archive Periodogram Service⁷ (see Fig. 2).

The most probable period inferred from our observations of (363599) 2004 FG11 is of 0.2926 ± 0.0004 days (7.021 ± 0.001 h). This solution does not agree with the one from the literature where the estimation of rotational period for the primary is shorter the 4 h and the period of the binary system is 22 ± 0.5 h.

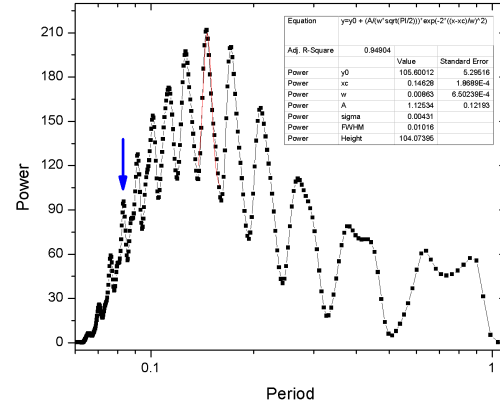


Fig. 2: Periodogram for (363599) 2004 FG11. The arrow represents the closest peak to the 4 h rotational period of primary (available from literature).

As a check, we pack the lightcurve data using the period inferred from the peak closest to a 4h period (the arrow in Fig. 2). These two lightcurves are presented in Fig. 3. While the visual inspection favors the 7 hours period, the period of 4 hours could not be completely excluded.

The period of the binary system was investigated using the data previously published by Warner (2014). For this, we manually set the period of the binary system to 22 h and we made a direct comparison of the results. The results are presented in Fig. 4. Our data is overlapping the same region of the rotational period as the one from the literature.

The result of our comparison is presented in Fig. 4 and we notice the good agreement between our data and those of the literature.

From this test alone we can not draw a definitive conclusion. Our data agrees well with the known period of the binary system, but we do not find the 4 h period of the primary. More observational data is needed for refining the rotational parameters of this binary system.

4.3 (259221) 2003 BA21 lightcurve

Fig. 5 present the periodogram of this asteroid.

The most probable period from our observations of (259221) 2003 BA21 is at 0.379 ± 0.001 days (9.09 ± 0.02 h). We also check the lightcurve for the next most probable period, that we found at 0.11942 ± 0.00002 days (2.866 ± 0.001 h). The obtained lightcurves for those two periods are presented in Fig. 6.

From the visual inspection we privilege the period at 9.09 ± 0.02 h, the period of 2.866 ± 0.001 h being too noisy. For a robust conclusion we need to investigate observational data that which stretch over several nights.

² <http://alcddef.org/>

³ <http://newton.dm.unipi.it/neody/>

⁴ <http://sbntools.psi.edu/ferret/>

⁵ <http://smass.mit.edu/catalog.php>

⁶ <http://earn.dlr.de/nea/>

⁷ <https://exoplanetarchive.ipac.caltech.edu>

Table 1: Available physical data of our targets

Number	Name	Orbit type	Diameter[km]	Rotational period [h]	Albedo	Taxonomy	Reference
5141	Tachibana	Main belt	8.709 ± 0.257	—	0.212 ± 0.043	—	1, —, 1, —
43032	1999 VR26	Main belt	4.897 ± 0.887	32.890 ± 0.078	0.155 ± 0.082	—	2, 3, 2,—
85953	1999 FK21	Athen	0.59	17.62 ± 0.05	0.32	S-type	4, 5, 4, 6
363599	2004 FG11	Appolo	0.152 ± 0.003	$< 4, 22 \pm 0.5$	0.306 ± 0.050	V-type	7, 8 and 9, 7, 10 and 11
259221	2003 BA21	Appolo	0.435 - 0.973	—	—	—	—

(1) Masiero et al. (2011); (2) Ryan et al. (2015); (3) Yoshida et al. (2016); (4) Delbó et al. (2003); (5) Warner (2016); (6) Binzel et al. (2004); (7) Mainzer et al. (2014); (8) Taylor et al. (2012); (9) Warner (2014); (10) Hicks et al. (2010); (11) Somers et al. (2010);

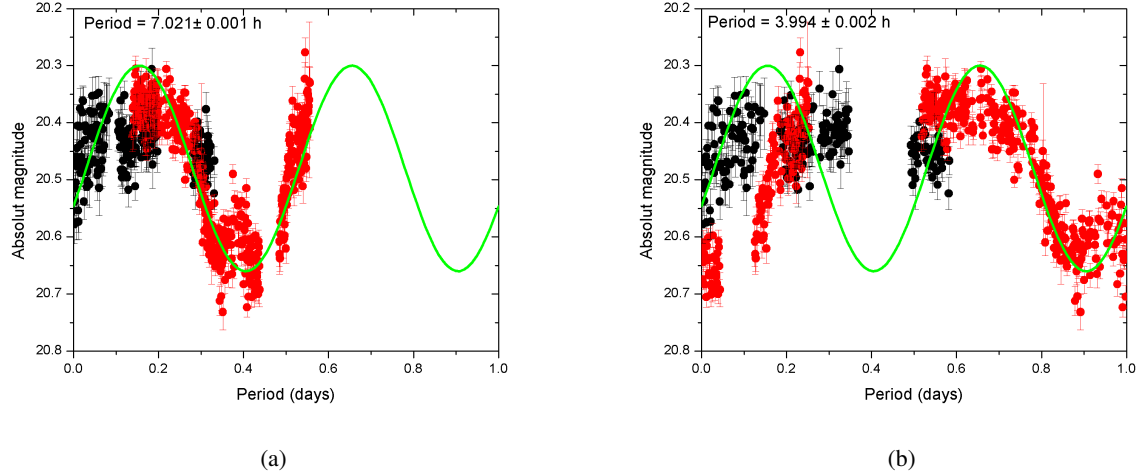


Fig. 3: (363599) 2004 FG11 composite lightcurve. The black and red colors represent the nights when data were taken (black - 2016 April 06 and red - 2016 April 07). In Fig. 3a is represented the lightcurve with a period of 7.021 ± 0.001 h. In Fig. 3b is represented the lightcurve with a period of 3.994 ± 0.002 h

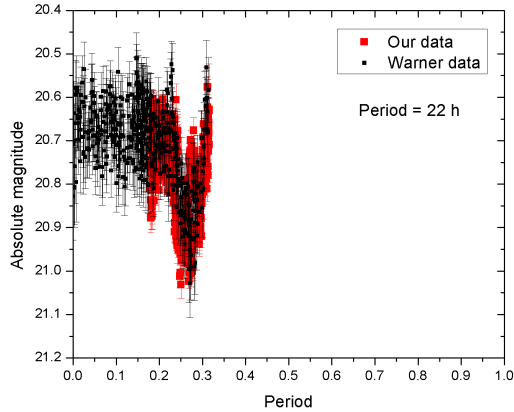


Fig. 4: A comparison between our data and B. Warner data.

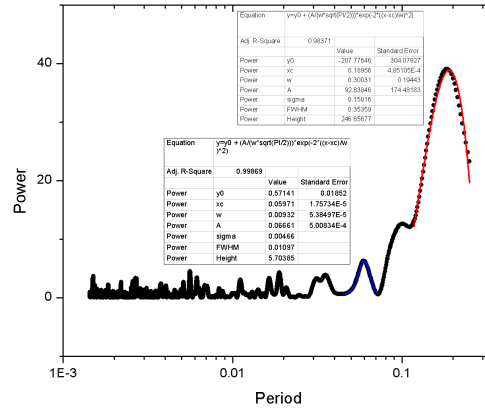


Fig. 5: Periodogram for (259221) 2003 BA21.

4.4 Asteroids colors and reflectances

For each asteroid we computed the colors $g - r$ and $g - i$ and reflectances (Table 2) with the method presented in section 3.1.

In the next step we compared this values with SDSS-based asteroid Taxonomy⁸ database. We selected the most representative taxonomic classes (DeMeo et al. 2009): V, X-types and C-complex, S-groups (composed by A, L, S

⁸ <https://sbn.psi.edu/pds/resource/sdsstax.html>

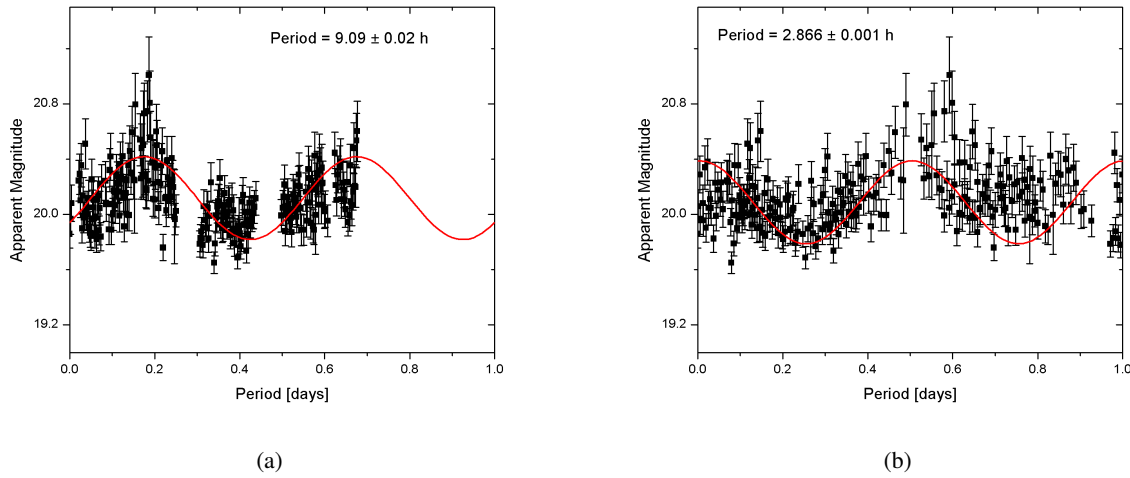


Fig. 6: (259221) 2003 BA21 lightcurve. In Fig. 6a is represented the most probable lightcurve with a period of 9.09 ± 0.02 h. In Fig. 6b is represented the next probable lightcurve with a period of 2.866 ± 0.001 h

Table 2: Colors and the corresponding spectral reflectances according to SDSS system.

Number	Name	g-r	σ_{g-r}	R_r	σ_{R_r}	g-i	σ_{g-i}	R_i	σ_{R_i}
5141	Tachibana	0.2490	0.0568	1.0996	0.0227	0.3072	0.0513	1.1229	0.0205
43032	1999 VR26	0.2539	0.0955	1.1016	0.0382	0.1880	0.1569	1.0752	0.0628
85953	1999 FK21	0.0911	0.1454	1.0364	0.0581	0.0703	0.1600	1.0281	0.0640
363599	2004 FG11	0.1909	0.0826	1.0764	0.0331	0.1927	0.1024	1.0771	0.0409

and Q-type). For each taxonomic class an ellipse borders the area of reflectances in the (R_r , R_i) diagram. The values inferred for our objects are also displayed (Fig. 7)

Asteroid (363599) 2004 FG11, classified as a V type, may be associated with all the representative classes, but is most akin to a V-type, or S-group and less likely to be a C or X-type.

Asteroid (85953) 1999 FK21, classified as S-type, belongs most likely to a X or C taxonomic group (Fig. 7).

Finally, asteroids (43032) 1999 VR26 and (5141) Tachibana show an affinity to S-group or V-types (Fig. 7).

5 Conclusions

In summary, from our data we infer :

- For (363599) 2004 FG11, a rotation period of 7.021 ± 0.001 h, and a lightcurve compatible with the known binary system period of 22 h.
- For (259221) 2003 BA21, we obtain a preliminary rotational period of 9.1 ± 0.02 h, for a robust conclusion we need to investigate observational data which stretch over several nights.
- Using colors obtained in the run and a comparison with SDSS database confirmation of a V-type class for (363599) 2004 FG11. (85953) 1999 FK is more akin to a C or X types than the S-type. The asteroids (43032) 1999 VR26 and (5141) Tachibana are compatible with both V-type or S-group taxonomic type.

Acknowledgements. This article contains data provided by observations run obtained using T1M at Pic du Midi Observatory, France.

This research has made use of "Aladin sky atlas" developed at CDS, Strasbourg Observatory, France.

This work was supported by Astronomical Institute of the Romanian Academy, Paris Observatory PICS-PASSO program, Institute of Space Science and by a grant of the Romanian National Authority for Scientific Research UEFISCDI, project number PN-II-RU-TE-2014-4-2199.

How to cite this article: Dumitru BA, Birlan M, Sonka A, Colas F, Nedelcu DA. Photometry of asteroids (5141), (43032), (85953), (259221), and (363599) observed at Pic du Midi Observatory. *Astron. Nachr./AN.* 2018;16. <https://doi.org/10.1002/asna.201813463>

References

- Barucci, M. A., Capria, M. T., Coradini, A., & Fulchignoni, M. 1987, *Icarus*, 72, 304
- Bessell, M. S. 1979, *PASP*, 91, 589
- Binzel, R. P., Rivkin, A. S., Stuart, J. S., et al. 2004, *Icarus*, 170, 259
- Birlan, M., Fulchignoni, M., & Barucci, M. A. 1996, *Icarus*, 124, 352
- Birlan, M., Popescu, M., Nedelcu, D. A., et al. 2015, *A&A*, 581, A3
- Boch, T. & Fernique, P. 2014, in *Astronomical Society of the Pacific Conference Series*, Vol. 485, *Astronomical Data Analysis Software and Systems XXIII*, ed. N. Manset & P. Forshay, 277

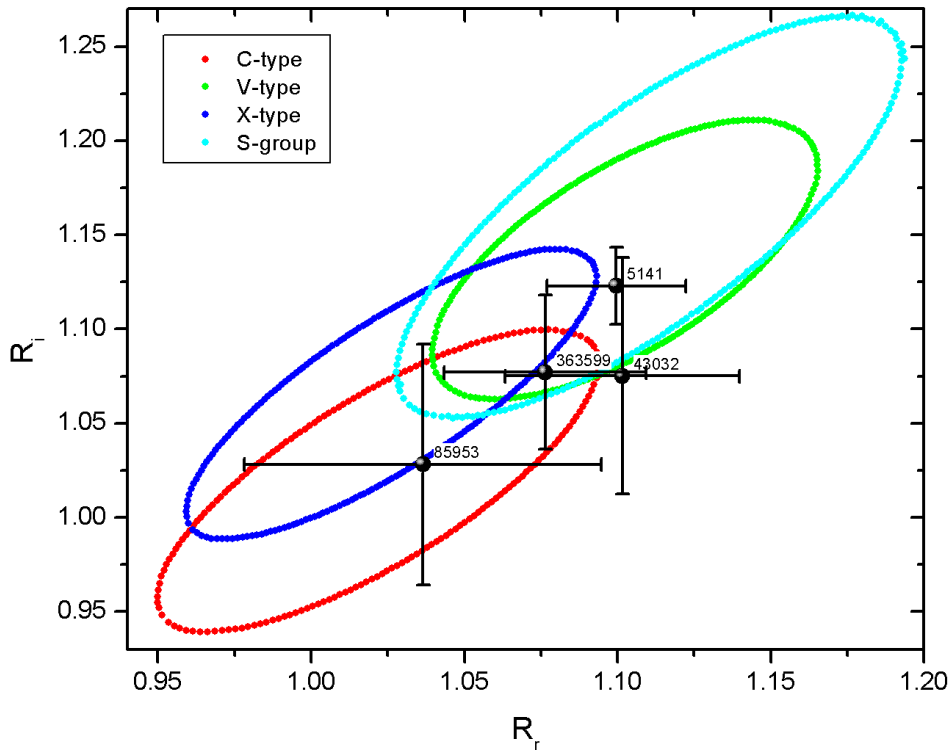


Fig. 7: Asteroids taxonomic classes association. The S-group contain taxonomic classes A, L, S and Q-type. The taxonomic classes are based on SDSS-based Asteroid Taxonomy database.

- Bonnarel, F., Fernique, P., Bienaymé, O., et al. 2000, *A&AS*, 143, 33
- Carvano, J. M., Hasselmann, P. H., Lazzaro, D., & Mothé-Diniz, T. 2010, *A&A*, 510, A43
- Cousins, A. W. J. 1974, *MNRAS*, 166, 711
- Delbó, M., Harris, A. W., Binzel, R. P., Pravec, P., & Davies, J. K. 2003, *Icarus*, 166, 116
- DeMeo, F. E., Binzel, R. P., Slivan, S. M., & Bus, S. J. 2009, *Icarus*, 202, 160
- Dumitru, B. A., Birlan, M., Popescu, M., & Nedelcu, D. A. 2017, *A&A*, 607, A5
- Farinella, P., Foschini, L., Froeschlé, C., et al. 2001, *A&A*, 377, 1081
- Fulchignoni, M., Birlan, M., & Antonietta Barucci, M. 2000, *Icarus*, 146, 204
- Goldreich, P. & Ward, W. R. 1973, *ApJ*, 183, 1051
- Hicks, M., Lawrence, K., & Benner, L. 2010, *The Astronomer's Telegram*, 2571
- Ivezić, Ž., Tabachnik, S., Rafikov, R., et al. 2001, *AJ*, 122, 2749
- Jewitt, D., Hsieh, H., & Agarwal, J. 2015, *The Active Asteroids*, ed. P. Michel, F. E. DeMeo, & W. F. Bottke, 221–241
- Johnson, H. L. & Morgan, W. W. 1953, *ApJ*, 117, 313
- Joepk, T. J. & Williams, I. P. 2013, *MNRAS*, 430, 2377
- Kulik, L. A. 1938, *Leaflet of the Astronomical Society of the Pacific*, 3, 78
- Lewis, J. S. 1996, *Mining the sky : untold riches from the asteroids, comets, and planets*
- Mainzer, A., Bauer, J., Grav, T., et al. 2014, *ApJ*, 784, 110
- Masiero, J. R., Mainzer, A. K., Grav, T., et al. 2011, *ApJ*, 741, 68
- Ochsenbein, F., Bauer, P., & Marcout, J. 2000, *A&AS*, 143, 23
- Popova, O. P., Jenniskens, P., Emel'yanenko, V., et al. 2013, *Science*, 342, 1069
- Pravec, P., Scheirich, P., Kušnirák, P., et al. 2006, *Icarus*, 181, 63
- Ryan, E. L., Mizuno, D. R., Shenoy, S. S., et al. 2015, *A&A*, 578, A42
- Scargle, J. D. 1982, *ApJ*, 263, 835
- Shapley, H. 1930, *Flights from chaos; a survey of material systems from atoms to galaxies*, adapted from lectures at the College of the city of New York, Class of 1872 foundation.
- Somers, J. M., Hicks, M., Lawrence, K., et al. 2010, in *Bulletin of the American Astronomical Society*, Vol. 42, AAS/Division for Planetary Sciences Meeting Abstracts #42, 1055
- Taylor, P. A., Nolan, M. C., Howell, E. S., et al. 2012, *Central Bureau Electronic Telegrams*, 3091
- Vaduvescu, O., Birlan, M., Tudorica, A., et al. 2013, *Planet. Space Sci.*, 85, 299
- Warner, B. D. 2014, *Minor Planet Bulletin*, 41, 213
- Warner, B. D. 2016, *Minor Planet Bulletin*, 43, 240
- Weissman, P. R., A'Hearn, M. F., Rickman, H., & McFadden, L. A. 1989, in *Asteroids II*, ed. R. P. Binzel, T. Gehrels, & M. S. Matthews, 880–920
- Wenger, M., Ochsenbein, F., Egret, D., et al. 2000, *A&AS*, 143, 9

- Williams, I. P. 2011, *Astronomy and Geophysics*, 52, 2.20
York, D. G., Adelman, J., Anderson, Jr., J. E., et al. 2000, *AJ*, 120, 1579
Yoshida, F., Ito, T., Dermawan, B., et al. 2016, *Icarus*, 269, 15